

PRACTICAL

ELECTRONICS


SEPTEMBER 1977

40p

This is

Australia 85c
New Zealand 85c
South Africa 80c
Malaysia \$2.25

PE CHAMP



PE MICROPROCESSOR DEVELOPMENT SYSTEM

Get a great deal from

Marshall's

Call in and see us 9-5.30 Mon-Fri 9-5.00 Sat Trade and export enquiries welcome

A. MARSHALL (LONDON) LTD. DEPT. P.E.
LONDON—40-42 Cricklewood, Broadway NW2 3ET
Tel: 01-452 0161 Telex: 21-27
GLASGOW—85 West Regent Street G2 2QD
Tel: 041-332 4133
BRISTOL—1 Straits Parade, Fishponds Rd BS16 2LX
Tel: 0272 654201

CATALOGUE NEW 1977 AUTUMN
COMPLETE BUYERS GUIDE TO ELECTRONICS COMPONENTS
PRICE 35p POST PAID. 25p FOR CALLERS

TOP 400 SEMICONDUCTORS FROM THE LARGEST RANGE IN THE U.K.

EXPRESS M.O. SERVICE BY RETURN POST—all orders received despatch a day on stock items

Please add VAT to your order. P. & P. 40p

2N696	0.35	2N3703	0.15	2N6126	0.45	BC159	0.16	BD116	1.20	BFX85	0.35
2N697	0.30	2N3704	0.15	40361	0.50	BC160	0.35	BF131	0.51	BFX87	0.30
2N698	0.60	2N3705	0.15	40362	0.55	BC161	0.35	BD132	0.54	BFX88	0.30
2N699	0.55	2N3706	0.16	40363	1.30	BC167	0.12	BD135	0.37	BFX89	0.25
2N705	0.28	2N3707	0.18	40406	0.60	BC168	0.12	BD136	0.37	BFY50	0.25
2N706A	0.28	2N3708	0.13	40407	0.52	BC169	0.12	BD137	0.38	BFY51	0.25
2N708	0.28	2N3709	0.15	40408	0.75	BC170	0.18	BD138	0.38	BFY52	0.30
2N709	0.50	2N3710	0.16	40409	0.75	BC171	0.16	BD139	0.40	BFY53	0.34
2N718	0.27	2N3711	0.16	40410	0.75	BC172	0.14	BD140	0.40	BFY54	0.20
2N718A	0.50	2N3712	1.20	40411	2.85	BC177	0.20	BD239	0.40	BRY39	0.50
2N720A	0.80	2N3713	2.30	40494	0.80	BC178	0.20	BD240	0.45	BSK20	0.33
2N914	0.35	2N3714	2.45	40595	0.90	BC179	0.23	BD241	0.45	BSK21	0.32
2N916	0.30	2N3715	2.55	40673	0.75	BC182	0.11	BD242	0.50	BU105	1.40
2N918	0.38	2N3716	3.00	AC126	0.45	BC182L	0.14	BD243	0.60	BU205	2.20
2N929	0.25	2N3717	1.95	AC127	0.45	BC183	0.11	BD244	0.65	ME0402	0.20
2N930	0.26	2N3722	0.40	AC128	0.45	BC183L	0.14	BD245	0.65	ME0404	0.15
2N1131	0.30	2N3723	2.90	AC151V	0.40	BC184	0.12	BD246	0.66	ME0412	0.20
2N1132	0.37	2N3789	2.90	AC152V	0.50	BC184L	0.14	BD259	0.45	ME4102	0.10
2N1613	0.30	2N3790	3.10	AC153	0.55	BC207	0.16	BD530	0.50	ME4104	0.10
2N1711	0.30	2N3791	3.10	AC153K	0.55	BC208	0.16	BDY20	1.00	MJ481	1.55
2N1892	0.38	2N3792	3.50	AC176	0.50	BC212	0.14	BF115	0.38	MJ490	1.35
2N2102	0.38	2N3794	0.20	AC176K	0.60	BC218	0.16	BF121	0.55	MJ491	0.85
2N2218	0.33	2N3819	0.36	AC187K	0.60	BC213	0.14	BF123	0.55	MJ2855	1.25
2N2218A	0.37	2N3820	0.38	AC188K	0.60	BC213L	0.14	BF152	0.25	MJ340	0.58
2N2219	0.35	2N3823	0.40	AD161	1.00	BC214	0.16	BF153	0.25	MJ370	0.58
2N2219A	0.36	2N3904	0.21	AD162	1.00	BC214L	0.17	BF154	0.25	MJ371	0.60
2N2220	0.35	2N3906	0.22	AF106	0.55	BC237	0.14	BF155	0.25	MJ520	0.45
2N2221	0.25	2N4036	0.67	AF109	0.75	BC238	0.12	BF160	0.30	MJ521	0.65
2N2221A	0.26	2N4037	0.55	AF124	0.65	BC239	0.15	BF161	0.60	MJ5295	1.50
2N2222	0.25	2N4058	0.20	AF125	0.65	BC251	0.16	BF166	0.40	MJ5305	0.95
2N2222A	0.25	2N4059	0.15	AF126	0.65	BC253	0.22	BF167	0.35	MP8111	0.35
2N2368	0.25	2N4060	0.20	AF138	0.69	BC257A	0.17	BF173	0.25	MP8112	0.40
2N2369	0.25	2N4061	0.25	AF166	0.50	BC258	0.17	BF177	0.25	MP8113	0.45
2N2369A	0.25	2N4062	0.18	AF200	0.20	BC258B	0.18	BF178	0.25	MP8120	0.30
2N2646	0.75	2N4126	0.17	AF239	0.65	BC261A	0.24	BF179	0.30	MPSA05	0.25
2N2647	1.40	2N4289	0.20	AF240	1.14	BC262B	0.24	BF180	0.35	MPSA06	0.25
2N2904	0.36	2N4919	0.65	AF279	0.80	BC263C	0.30	BF181	0.35	MPSA12	0.40
2N2904A	0.37	2N4920	0.75	AF280	0.85	BC300	0.40	BF182	0.35	MPSA55	0.25
2N2905	0.30	2N4921	0.60	AF281	0.80	BC301	0.40	BF183	0.40	MPSA56	0.25
2N2905A	0.38	2N4922	0.55	BC108	0.15	BC303	0.50	BF184	0.38	MPSU06	0.56
2N2906	0.28	2N4923	0.70	BC109	0.15	BC307	0.15	BF185	0.35	MPSU06	0.56
2N2906A	0.35	2N5190	0.60	BC113	0.20	BC308	0.15	BF194	0.15	MPSU55	0.55
2N2907	0.25	2N5191	0.70	BC115	0.20	BC309C	0.15	BF195	0.15	MPSU56	0.60
2N2907A	0.25	2N5192	0.75	BC118	0.19	BC317	0.14	BF196	0.15	TP25A	0.45
2N2924	0.15	2N5195	0.90	BC118A	0.20	BC318	0.13	BF197	0.17	TP29C	0.60
2N2925	0.17	2N5245	0.34	BC117	0.22	BC327	0.20	BF198	0.18	TP30A	0.49
2N3019	0.55	2N5294	0.40	BC118	0.20	BC328	0.19	BF200	0.35	TP30C	0.65
2N3053	0.26	2N5295	0.40	BC119	0.30	BC337	0.19	BF225J	0.25	TP31A	0.50
2N3054	0.60	2N5296	0.40	BC121	0.45	BC338	0.21	BF244	0.35	TP31C	0.66
2N3055	0.70	2N5298	0.40	BC132	0.30	BC347	0.12	BF245	0.40	TP32A	0.55
2N3390	0.20	2N5307	0.15	BC134	0.30	BC348	0.12	BF246	0.75	TP32C	0.75
2N3391	0.20	2N5448	0.15	BC135	0.20	BC349	0.13	BF254	0.24	TP33A	0.60
2N3391A	0.20	2N5449	0.19	BC136	0.19	BCY30	1.00	BF255	0.24	TP33C	1.10
2N3392	0.16	2N5457	0.32	BC137	0.20	BCY31	1.00	BF257	0.37	TP34A	0.90
2N3393	0.15	2N5458	0.33	BC140	0.35	BCY32	1.00	BF258	0.45	TP34C	1.20
2N3394	0.15	2N5459	0.29	BC141	0.40	BCY33	1.00	BF259	0.49	TP25A	2.50
2N3395	0.80	2N5460	0.28	BC142	0.30	BCY34	1.00	BF259	0.50	TP32A	2.50
2N3440	0.64	2N5486	0.38	BC143	0.30	BCY38	2.00	BF329	0.28	TP34A	0.70
2N3441	0.81	2N6027	0.60	BC147	0.12	BCY42	0.60	BF521A	2.60	TP41C	0.90
2N3442	1.35	2N6101	0.45	BC148	0.12	BCY58	0.25	BF528	1.38	TP42A	0.80
2N3638	0.16	2N6107	0.42	BC149	0.14	BCY59	0.25	BF529	0.35	TP42C	1.00
2N3638A	0.16	2N6109	0.50	BC153	0.20	BCY70	0.25	BF536	0.30	TP44B	0.65
2N3639	0.30	2N6131	0.28	BC154	0.27	BCY71	0.26	BFX29	0.35	TP305	0.55
2N3641	0.20	2N6122	0.41	BC157	0.14	BCY72	0.24	BFX30	0.35	TS43	0.43
2N3702	0.13	2N6123	0.43	BC158	0.14	BD115	0.80	BFX84	0.35		

INTEGRATED CIRCUITS

CA3020	2.00	LM1800	1.76	TA570	2.30
CA3020A	2.29	LM1808	1.92	TA611B	1.85
CA3020B	1.29	LM1828	1.75	TA621	2.15
CA3020A	1.01	LM3301N	0.85	TA661A	1.50
CA3030	1.35	LM3302N	1.40	TA661B	1.50
CA3030A	2.00	LM3401	0.70	TA700	3.91
CA3035	1.40	LM3900	0.75	TA930A	1.30
CA3046	0.89	LM3905	1.60	TA930B	1.30
CA3048	2.23	LM3909	0.68	TA100	0.95
CA3049	1.80	MC1035	1.75	TA120	1.75
CA3050	2.42	MC1303	1.03	TA400	2.00
CA3052	1.62	MC1304	1.40	TA500	2.28
CA3052	0.20	MC1305	1.40	TA900Q	2.30
CA3080A	1.88	MC1310	1.91	TA510	2.21
CA3086	0.80	MC1327	1.54	TA510Q	2.30
CA3088	1.00	MC1330	1.00	TA520	2.21
CA3089	2.52	MC1350	0.90	TA520Q	2.30
CA3092	4.00	MC1351	1.20	TA530	1.98
CA3130	0.98	MC1352	1.10	TA530Q	2.07
LM301A	0.67	MC1458	1.91	TA540	2.21
LM301N	0.40	NE555	1.40	TA540Q	2.30
LM304	2.45	NE566	1.10	TA550	3.13
LM307N	0.65	NE565	1.30	TA550Q	3.22
LM308C	1.82	NE566	1.65	TA560Q	3.22
LM308N	1.05	NE567	1.40	TA570	2.29
LM309K	1.85	SA5650	2.50	TA570Q	1.38
LM317K	3.00	SA5750	2.50	TA700	1.61
LM318N	2.26	SO42P	1.25	TA720Q	2.30
LM323K	6.46	7601N	1.30	TA750	1.98
LM339N	1.40	7603N	2.50	TA750Q	2.07
LM348N	1.05	7608K	1.50	TA800	2.25
LM372N	1.70	76013N	1.30	TA800Q	2.25
LM372N	1.70	76023N	1.45	TA810	1.25
LM373N	2.80	76023ND	1.26	TA815	0.91
LM374N	3.10	76033N	2.20	TA820	2.90
LM377N	1.75	76110N	1.18	TA820Q	2.99
LM378N	2.25	76115N	1.51	TA840	1.62
LM379S	3.95	76118N	1.66	TA840Q	1.65
LM380-8	0.90	76131N	1.20	TA810B	1.61
LM380N	1.56	76228N	1.56	TA820	2.25
LM381A	2.45	76227N	1.20	TA820A	3.10
LM381N	1.60	76228N	1.41	TA820A	3.13
LM382N	1.25	76530N	0.75	TA420A	1.84
LM384N	1.45	76532N	1.40	TA730	3.22
LM386N	0.80	76533N	1.20	TA740	2.76
LM387N	1.05	76534N	1.44	TA750	3.38
LM388N	0.90	76545N	1.65	TA760	2.30
LM389N	1.00	76546N	1.44	TA800	3.13
LM702C	0.75	76550N	0.55	UA170	2.00
LM709C	0.65	76552N	0.58	UA180	2.00
LM709N	0.45	76570N	1.58		
LM710C	0.60	76580N	0.90		
LM710N	0.60	76585N	1.10		
LM723C	0.85	76660N	0.60		
LM723N	0.75	76666N	0.92		
LM741C	0.65	TA430A	1.00		
LM741N	0.40	TA450A	2.48		
LM744B	0.40	TA521	1.00		
LM747N	0.90	TA552	0.90		
LM748-8	0.55	TA550	1.75		
LM748N	0.55	TA560	1.60		

PRACTICAL ELECTRONICS

VOLUME 14 No. 1 SEPTEMBER 1977

CONSTRUCTIONAL PROJECTS

- P.E. CHAMP—1** by *R. W. Coles and B. Cullen*
Introducing the Champ family—Development System, Programmer and Eraser 16
- FREQUENCY COUNTER/TIMER** by *P. Leah*
An accurate and economic piece of test equipment 22
- ACTIVE 'SCOPE PROBE** by *B. Savage*
A broad-band, high impedance probe with switchable gain 32
- P.E. MASTERMIND—2** by *P. F. Turney*
Entry section of logic together with random generator, comparator and master clock are described 40
- LINEAR OHMMETER** by *R. Harris*
Enables accurate measurement of resistance up to 10M Ω 46

GENERAL FEATURES

- SEMICONDUCTOR UPDATE** by *R. W. Coles*
A look at some recently released devices 31
- HIGH ACCURACY RECTIFIERS** by *D. F. Bowers*
A survey of precision rectifier circuits based on operational amplifiers 53
- INGENUITY UNLIMITED**
Timer—Wiper Delay Unit—Transistorised Dynatron—High Impedance Audio Pre-Amp 56


NEWS AND COMMENT

- EDITORIAL**—And Now, Hands-on 15
- NEWS BRIEFS**
Video Recorder—Dublin Buses—Safety Abroad—Making History 20, 58
- SPACEWATCH** by *Frank W. Hyde*
Space Shuttle, Fulcrum of the Future 21
- READOUT**
A selection of readers' letters 39
- STRICTLY INSTRUMENTAL** by *K. Lenton-Smith*
VCO arrangements for synthesiser keyboards 49
- MARKET PLACE**
Interesting new products 50
- INDUSTRY NOTEBOOK** by *Nexus*
What's happening inside industry 52
- POINTS ARISING**
Burglar Alarm—Warning System 58
- PATENTS REVIEW**
Thought provoking ideas on file at the British Patents Office 60

(The CRO Logic Monitor Generator has been unavoidably held over)

Our October issue will be on sale Friday, 9 September, 1977
(for details of contents see page 45)

© IPC Magazines Limited 1977. Copyright in all drawings, photographs and articles published in PRACTICAL ELECTRONICS is fully protected, and reproduction or imitations in whole or part are expressly forbidden. All reasonable precautions are taken by PRACTICAL ELECTRONICS to ensure that the advice and data given to readers are reliable. We cannot, however, guarantee it, and we cannot accept legal responsibility for it. Prices quoted are those current as we go to press.



SUPER TOUCH—SENSITIVE PIANO

We have shown our special brand of skill and expertise in designing this piano featuring:—
Wide range of touch-sensitive response ESU design.
Free from breakthrough noise.
Choice of keyboard C-C or F-F with Transpose Control.
Two models are available. Model TS50 is a touch-sensitive piano only. Model TS53 has extra effects of Honky-tonk, Harpsichord with fast and slow tremolo.

KIT SECTION PRICE LIST

ESU5 + 5 Keyer Units **£11-95** each, 5 required.
ESU5 + 6 Keyer Unit **£13-95**, 1 required.
Power Supply **£9-50**
Keyboard and Switches **£29-00**
Toneforming, Headphone and Voltage Regulator **£14-50**
Loud and Soft Pedal **£7-95**
Master Tone Generator **£15-00**
Tremolo Unit **£3-75**
Cabinet switches, etc. **£32-50**

Can you afford £750 for an electronic piano? If the answer is NO why not visit our showroom and try our electronic pianos, discuss the technicalities in detail without obligation.

WE GUARANTEE TO SAVE YOU MONEY. IT IS SIMPLE ONCE YOU KNOW HOW.

Showroom: 12 Brett Road, Hackney, London E8 1JP.
Tel. 01-986 8455.

Component shop: 40a Dalston Lane, Dalston Junction, E8 2AZ. Tel. 01-249 5624.

Parts for organ builders

4-Octave C-C keyboard	£26-00
5-Octave C-C keyboard	£28-00
5-Octave F-F keyboard	£28-95
5-Octave F-F piano keyboard	£30-00
13 note pedal board	£25-00
25 note pedal board	£55-00
stop switches	75p

Tone Generator Units

GD500/5 with 73 outputs	£39-95
GD500/6 with 85 outputs	£48-50
GD500/7 with 96 outputs	£52-50

Diode Gate Sustain and Distribution Units

4-Octave with 3 pitches	£32-00
4-Octave with 4 pitches	£38-00
5-Octave with 3 pitches	£33-00
5-Octave with 5 pitches	£60-00
5-Octave with 6 pitches	£65-00
4-Octave with 9 pitches	£88-00
5-Octave with 9 pitches	£96-00

Toneforming Units

3 pitches with 10 voices	£24-00
4 pitches with 10 voices	£26-00
4 pitches with 15 voices	£27-50
5 pitches with 10 voices	£38-40
6 pitches with 19 voices	£65-95
9 pitches with 10 voices	£40-50

Rotating Speaker Units

Bass unit	£68-00
Mid Range	£75-00
Hi-Fi Horn	£89-00

Prices include VAT.

Other useful components in stock for organ work. Send S.A.E. for lists.



ELECTRONIC MUSICAL INSTRUMENTS

12 Brett Road, Hackney, London, E8 1JP.
01-986 8455


**YOU CANNOT SKI
DOWN
OUR
SLOPES**



VERO

But VERO SLOPING FRONT CASES do make attractive housings for many projects.

They are available in two sizes, made from high quality, two tone plastic, with anodised aluminium front panels. Both cases have integral circuit board fixing points in the base.



65-2523E and **75-1798K** make ideal housings for test equipment, audio gear (faders, mixers, rhythm generators etc.) and control boxes.

See them at your local electronics shop and judge for yourself.

Send for our booklet which describes Veroboard, Plain board, DIP board, Pins, Tools, Plastic boxes etc. S.A.E. 7" x 9" plus 10p to:-

**VERO ELECTRONICS LTD. RETAIL DEPT.
INDUSTRIAL ESTATE, CHANDLERS FORD, HANTS. SO5 3ZR.**

PHILIPS



YOU & PHILIPS HI-FI KITS

The top sellers for home assembly in Europe – now available in the U.K.

Now – read all about the Philips range of quality kits for home assembly – mixers, amplifiers, speakers, etc, etc. Send today to
S.S.T. Distributors (Electronic Components) Ltd.,
West Road, Tottenham, London N17 0RN

Please send me, quickly, the new colour catalogue.

PE 9/1

Name _____

Address _____

Postcode _____




free SEND TODAY!
S.S.T. Distributors is a member of the Philips Group of Companies.

RADIO EXCHANGE LTD.

**ALL PRICES
INCLUDE VAT**

NEW EDU-KIT MAJOR

**COMPLETELY SOLDERLESS
ELECTRONIC CONSTRUCTION KIT
BUILD THESE PROJECTS WITHOUT SOLDERING IRON OR SOLDER**



- 4 Transistor Earpiece Radio
- Signal Tracer
- Signal Injector
- Transistor Tester NPN - PNP
- 4 Transistor Push Pull Amplifier
- 24 Resistors
- 3 1/2-wound Connectors
- 3 Knobs
- 5 Transistor Push Pull Amplifier
- 7 Transistor Loudspeaker Radio MW/LW
- 5 Transistor Short Wave Radio
- Electronic Metronome
- Electronic Noise Generator
- 10 Transistors
- 2 Volume Controls
- 2 Slider Switches
- Ferrite Rod
- 6 1/2 yards of wire
- 1 yard of sleeving, etc.
- Batteryless Crystal Radio
- One Transistor Radio
- 2 Transistor Regenerative Radio
- 3 Transistor Regenerative Radio
- Audible Continuity Tester
- Sensitive Pre-Amplifier.
- Earpiece
- Mica Baseboard
- 1 Tuning Condenser
- 6 1/2 yards of wire
- 1 yard of sleeving, etc.

Complete kit of parts including construction plans

Total building costs £9.00 P.P. and Ins. £1.10

V.H.F. AIR CONVERTER KIT

Build this converter kit and receive the aircraft band by placing it by the side of a radio tuned to medium wave or the long wave band and operating as shown in the instructions supplied free with all parts.

Uses a retractable chrome plated telescopic aerial, gain control, V.H.F. tuning capacitor, transistor, etc.

All parts including case and plans

£3.95 P.P. & Ins. 60p



NEW ROAMER TEN MODEL R.K. 3

MULTIBAND V.H.F. AND A.M. RECEIVER.


**13 TRANSISTORS AND FIVE DIODES.
QUALITY 5" x 3" LOUDSPEAKERS.**

WITH Multiband V.H.F. section covering Mobiles, Aircraft, T.V. Sound, Public Service Band, Local V.H.F. Stations, etc. and Multiband A.M. section with Airspaced Slow Motion Drive Tuning Capacitor for easier and accurate tuning, covering M.W.1, M.W.2, L.W. Three Short Wave Bands S.W.1, S.W.2, S.W.3 and Trawler Band. Built-in Ferrite Rod Aerial for Medium Wave, Long Wave and Trawler Band, etc., Chrome Plated 7 section Telescopic Aerial, angled and rotatable for peak Short Wave and V.H.F. reception. Push-Pull output using 600mW Transistors. Gain, Wave-Change and Tone Controls. Plus two Slider Switches. Negative Feedback circuit and SPECIAL POWER BOOSTER SOCKET AND RESISTOR, to virtually double gain if required. Powered by P.P.9-9 volt Battery.

Complete kit of parts including carrying strap, Building Instructions and operating Manuals. **£13.99**

Inc. P. & P.

Case enclosure kit (if required), £1.90 inc. P. P. and Ins.




POCKET FIVE

Now with 3in Loudspeaker

3 tuneable wavebands MW, LW and trawler band. 7 stages, 6 transistors and 2 diodes, supersensitive ferrite rod aerial, attractive black and gold case. Size 5 1/4in x 1 1/4in x 3 1/4in approx.

Complete kit of parts including construction plans.

Total Building Costs: £3.60 P.P. and Ins. 80p



NEW Everyday Series



Build this exciting new series of designs.

E.V.5. 5 Transistors and 2 diodes. MW/LW. Powered by 4 1/2V battery. Ferrite rod aerial, tuning condenser, volume control, and now with 3in. loudspeaker. Attractive case with red speaker grille. Size 9in. x 5 1/4in. x 2 1/4in. approx. All parts including Case and Plans.

Total Building costs £4.30 P. & P. + Ins. 80p

E.V.6. Case and looks as above. 6 Transistors 3 diodes. Powered by 9V battery. Ferrite rod aerial. 3in. loudspeaker, etc. MW/LW coverage. Push/Pull output. All parts including Case and Plans.

Total Building costs £4.95 P. & P. + Ins. 90p

E.V.7. Case and looks as above, 7 Transistors and 3 diodes. Six wavebands, MW/LW, Trawler Band SW1, SW2, SW3, powered by 9V battery. Push pull output. Telescopic aerial for short waves. 3in. Loudspeaker. All parts including Case and Plans.

Total Building Costs £6.95 P. & P. + Ins. 90p

ELECTRONIC CONSTRUCTION KITS

E.C.K. 2 Self Contained Multi-Band V.H.F. Receiver Kit.

8 transistors and 3 diodes. Push pull output. 3in loudspeaker, gain control, 7 section chrome plated telescopic aerial, V.H.F. tuning capacitor, resistors, capacitors, transistors, etc. Will receive T.V. sound, public service band, aircraft, V.H.F. local stations, etc. Operates from a 9 volt P.P.7 battery (not supplied with kit).

Complete kit of parts **£7.95 P.P. and Ins. 90p**

including Construction Plans





E.C.K. 4

7 Transistors, 6 tuneable wavebands, MW, LW, Trawler Band. 3 Short Wave Bands. Receiver Kit. With 5in x 3in loudspeaker. Push pull output stage, gain control, and rotary switch. 7 transistors and 4 diodes. 6 section chrome-plated telescopic aerial. 3in sensitive ready wound ferrite rod aerial, tuning capacitor, resistors, capacitors, etc. Operates from a 9 volt P.P. 7 battery (not supplied with kit).

Complete kit of parts **£7.25 P.P. and Ins. 90p**

including Construction Plans



EDU-KIT JUNIOR

Completely Solderless Electronic Construction Kit. Build these projects without Soldering Iron or Solder.

- ★ Crystal Radio Medium Wave Coverage—No Battery necessary
- ★ One Transistor Radio
- ★ 2 Transistor Regenerative Radio
- ★ 3 Transistor Earpiece Radio Medium Wave Coverage
- ★ 4 Transistor Medium Wave Loudspeaker Radio
- ★ Electronic Noise Generator
- ★ Electronic Metronome
- ★ 4 Transistor Push/Pull Amplifier

All parts including loudspeaker, earpiece, MW ferrite rod aerial, capacitors, resistors, transistors, etc.

Complete kit of parts including construction plans **£6.55 P. & P. + Ins. 80p**

**To: RADIO EXCHANGE LTD.
61A High Street
Bedford MK40 1SA Tel.: 0234 52887
REG NO. 788372**

- Callers side entrance "Lavelis" Shop.
- Open 10-1, 2.30-4.30 Mon.-Fri. 9-12 Sat.

I enclose £..... for.....

Name.....

Address.....

PE9/77



Handy size Reels and Dispensers

**OF THE WORLD'S FINEST CORED SOLDER TO DO
A PROFESSIONAL JOB AT HOME**

Ersin Multicore Solder contains 5 cores of non-corrosive flux that instantly cleans heavily oxidised surfaces and makes fast, reliable soldering easy. No extra flux is required.

SAVBIT



handy solder dispenser

Contains 2-3 metres approx. of 1-22mm Ersin Multicore Savbit Solder. Savbit increases life of copper bits by 10 times.

Size 5 49p

For soldering fine joints

Two more dispensers to simplify those smaller jobs. PC115 provides 6-4 metres approx. of 0-71mm solder for fine wires, small components and printed circuits.

PC115 57p

Or size 19A for kit wiring or radio and TV repairs. 2-1 metres approx. of 1-22mm solder.

Size 19A 53p



handy size reels of **SAVBIT**,
40/60, 60/40 and
ALU-SOL solder alloys

These latest Multicore solder reels are ideal for the toolbox. Popular specifications cover all general and electrical applications, plus a major advance in soldering aluminium. Ask for a free copy of 'Hints on Soldering' containing clear instructions to make every job easy.

Ref.	Alloy	Diam. (mm)	Length metres approx.	Use	Price
Size 3	40/60 Tin/Lead	1-6	10-0	For economical general purpose repairs and electrical joints.	£1-79
Size 4	ALU-SOL	1-6	8-5	For aluminium repairs. Also solders aluminium to copper, brass etc.	£2-42
Size 10	60/40 Tin/Lead	0-7	39-6	For fine wires, small components and printed circuits.	£1-79
Size 12	SAVBIT	1-2	13-7	For radio, TV and similar work. Increases copper-bit life tenfold.	£1-79



BIB WIRE STRIPPER and CUTTER

Fitted with unique 8-gauge selector and handle locking device. Sprung for automatic opening. Strips flex and cable in seconds.

Pat. No. 1443913

Model 8B 86p

SOLDER-WICK



Absorbs solder instantly from tags, printed circuits etc. Only needs 40-50 watt soldering iron. Quick and easy to use. Non-corrosive.

Size 18 97p

Sole U.K. Sales Concessionaires:

Bib Hi-Fi Accessories Limited,

Kelsey House, Wood Lane End, Hemel Hempstead, Herts. HP2 4RQ

Prices shown are recommended retail, inc. VAT. From electrical and hardware shops. In difficulty send direct, plus 20p P. & P. Prices and specifications subject to change without notice.

complete digital clock kits



REAL TEAK CASE

NON ALARM

£10-65

+ 85p VAT

ALARM

£13-43

+ £1-07 VAT

'DELTA'

Teak or Perspex case 6 x 2½ x 3in

FEATURES: 4 red ½in high LEDs. 12-hour display with a.m./p.m. indication. Power failure indicated by flashing display. Precise accuracy from mains frequency. Beautiful Burma Teak case or stylish Perspex (state first and second colour choice: white, red, blue, green, black).

NON ALARM: Complete Kit (including Teak case) £11-50 incl.; Module Kit (excluding case) £9 incl.

ALARM EXTRAS: Pulsed alarm tone. Tilt operated "Snooze" period. Automatic brightness control. Simple setting.

ALARM: Complete Kit (including Teak case) £14-50 incl.; Module Kit (excluding case) £12-50 incl.

PERSPEX CASES: 50p less than Teak.

READY BUILT: Extra £2 on complete Clocks; extra 50p on Modules.

TIMER FACILITY: Count in seconds up to 9 min 59 sec, extra 50p.

'ALPHA'

£11 incl.

Ready Built. Non Alarm. White, black, blue, red, green.

4 digits phosphorescent green, ½in high, 12- or 24-hour display.



Discount on orders over 5 clocks or kits

Overseas: Add surface or air postage



Send payment with order. S.A.E. for details


BARON

(PE4) Southview House, 6 Gower Road
Royston, Hertfordshire

Telephone: Royston (0763) 43695



**THIS is the Catalogue you need
to solve your
component
buying
problems!**



- The finest components catalogue yet published.
- Over 200 A-4-size pages.
- About 5,000 items clearly listed and indexed.
- Nearly 2,000 illustrations.
- Bargain List sent free.
- At £1-40, incl. p. & p., the catalogue is a bargain.

Send the coupon below now.

HOME RADIO (Components) LTD., 234-240 London Road, Mitcham, Surrey CR4 3HD

Please write your Name and Address in block capitals

NAME

ADDRESS



POST THIS COUPON
with cheque or P.O. for £1-40


HOME RADIO (Components) LTD. Dept. PE
234-240 London Road, Mitcham, Surrey CR4 3HD

Regd No.
912988 London

SAXON ENTERTAINMENTS LTD

SYSTEM 7000—GUARANTEED MODULES FOR ALL DISCO/P.A. APPLICATIONS

POWER AMPLIFIER MODULES 30—240 WATTS



- Fully tested and guaranteed.
- Full RMS Sine Wave output.
- Distortion typically 0-2%.
- 10 Transistors, 4 Diodes.
- Response 30Hz-30kHz.
- Fully short and open circuit proof.
- Sensitivity suits most mixers.
- Built-in surge suppression and compensation.
- Twin d.c. and output fuses.
- Top-grade components throughout.

30 Watts rms	60 Watts rms		120 Watts rms	240W rms	
SA308 30W rms/ 8 ohms £9-50	SA604 60W rms/ 4 ohms £12-50	SA608 60W rms/ 8 ohms £13-50	SA1204 120W rms/ 4 ohms £14-50	SA1208 120W rms/ 8 ohms £21-00	SA2404 240W rms/ 4 ohms £25-50

POWER SUPPLIES FOR THE ABOVE MODULES—READY WIRED AND FUSED ON GLASS FIBRE PCB

PM301 For 1/2	PM601/4 For 1/2	PM601/8 For 1/2	PM1201/4 For 1	PM1201/8 For 1	PM1202/4 For 2	PM1202/8 For 2	PM2404/1 For 1
SA308 £9-90	SA604 £12-50	SA608 £12-50	SA1204 £12-50	SA1208 £12-50	SA1204 £19-50	SA1208 £19-50	SA2404 £19-50

SYSTEM 7000 COMPLETE DISCO MIXERS (With Autofade) Mono or Stereo



- Ready to plug in and use
- Automatic Mic override
- Two tone panel
- Twin deck and mic and tape inputs
- Left/Right deck fader
- 20Mz-20kHz Noise -77dB

The choice of the professional D.J.
Controls: Mic volume, Bass, Treble, A/Fade Depth, Tape, L/Deck, R/Deck volumes, Bass, Treble, Master, Headphone volume, Selector and On/Off.

Mono 18V £37-50 Mains £43-50 Stereo 18V £53-50 Mains £59-50

IN MODULAR FORM— All you require is front panel (see below) knobs and sockets etc. All electronics are assembled and tested.

■ Specification as for complete mixer ■ All Potentiometers supplied and fitted ■ Low cost do it yourself with step by step easy to follow instructions.
Mono £19-50 Stereo £29-50 Panel £3-50 Supply unit £8-50

SYSTEM 7000 LIGHTING CONTROL UNIT MK II (Four channel)



Has your light unit got?

- 4,000W handling
- Sequence facility
- Smart 2 tone panel
- Advanced IC circuitry
- Top grade components
- All your needs in one superbly designed unit
- Integral dimmers
- Automatic audio level

OURS HAS!

ONLY £42-50

IN MODULAR FORM—THE QUADRAFACT £29-50 (Panel £2-50)

As with the mixers Mk II L.C. unit may be purchased in module form with all controls, requiring only a panel, case and knobs etc. There are 13 simple connections.
■ 1-240W Audio ■ 8A RCA triacs ■ 0-5-20Hz Sequence ■ Fully suppressed

CUSTOM MIXER MODULES (Complete or In printed circuit form only)

- Make your own mixer, mono or stereo, up to 2 channels, with full monitoring facilities, and provision for echosend/return etc.
- Inputs for low and high 2 mic. ceramic and magnetic cartridge etc.
 - Up to 20 input modules per single mixing module
 - Feed most types of amplifier—accepts all inputs
 - Professional low noise circuitry 20Hz-30kHz
 - Infinitely adaptable—Extremely economical



COMPLETE MODULES With facia panel, knobs and sockets, Monitor buttons. Ready wired and tested

Mono input £8-50 Mono mixing stage £8-50
Stereo input £12-00 Stereo mixing stage £12-00

PRINTED CIRCUIT MODULES With controls fitted, requires only sockets, facia and knobs

Mono input £5-50 Mono mixing stage £5-50
Stereo input £9-00 Stereo mixing stage £9-00

Power supply for up to 20 channels—PPM18—£8-50.

SYSTEM 7000 SOUND—LITE (3-CHANNEL) IN COMPLETE OR MODULAR FORM (Modular form illustrated)

- Complete unit similar to Mk II unit above
- Long established and proven design
- 3 Channels—100W per channel
- RCA 8A Triacs—individual channel fuses
- 1-240W input—master audio level plus Bass/Middle/Treble

COMPLETE UNIT—Fully Facia and knobs cased with rear terminations—just etc. Needs only 11 simple connections plug in and go! **£24-75**

MODULAR FORM £16-50 (Panel £2-50)

COMPLETE DISCO SYSTEMS

(With two year guarantee—low interest credit)

From only **£16-06** deposit

Centaur 100W

STEREO

with twin loudspeakers, sound to light sequence plus display

£225 + £10 carr.

Dep. £28-80, 12 months at £21-38 or 24 months at £12-01

Super Centaur 200W

STEREO

As above but with 200W output and larger twin cabinets

£275 + £10 carr.

£32-80 12 months at £29-39 or 24 months at £15-21

GXL Centaur 200W


STEREO

As the Super Centaur but with extra large twin 200W cabinets, deck lights, deck starts and superior decks

£349 + £10 carr.

Deposit £42-72 12 months at £36-58 or 24 months at £20-54

- Cue light + head-phone monitoring
- Mic and tape inputs
- Crossfade and override
- Logic circuitry lightshow
- Complete and ready to use
- Extremely rugged construction
- Twin BSR decks



Send today for free illustrated leaflet on Saxon complete discos and package PA systems

All equipment subject to a two year guarantee

Deliveries in the U.K. by our own vans

50W Mini Disco £139-50 + £5 carr. (Dep. £16-06, 12 months at £113-30 or 24 months at £7-46)
100W Mini Disco £159-50 + £5 carr. (Dep. £22-66, 12 months at £14-73 or 24 months at £8-27)

Two extremely compact mono systems complete with loudspeakers and leads
■ Twin BSR decks ■ Headphone monitoring ■ Mic input
100W package P.A. £145 + £7-50 carr. with twin loudspeakers and Piezo Horns (Dep. £19-70, 12 months at £13-78 or 24 months at £7-73)

ACCESSORIES: Condenser mics ECM77 600 ohm £13-50; ECM81 Dual impedance £14-95; Crown headphones £6-75; Heavy duty boomstand £14-50.

10% DEPOSIT, LOW INTEREST CREDIT ON ORDERS OVER £150

SYSTEM 7000 MINOTAUR 100—All Purpose Wide Range Amplifier



- 100W rms—1dB
 - Standard 8 ohm output
 - Twin mixed inputs accept a wide range of signals
 - 30Hz-30kHz ± 2dB
 - 23dB bass/treble
- A four input, high power amplifier which will deliver up to 150W output. An absolute must where multiple mixing and power are required
- Four individually mixed inputs
 - Wide range bass/treble + x inputs

An extremely compact and versatile amplifier with full protection and a clean, attractive appearance. Ideal for all groups, discos and clubs



£49-50

SAXON 150 HEAVY DUTY AMPLIFIER £59-00

SUPERSTROBE £19-75

- 2-3 Joules
- 80W Tube for long life
- Compact 4in x 4in x 4in

150 WATT LIQUID WHEEL PROJECTOR

- Accepts all accessories
 - C/w with wheel and motor plate
 - Sturdy steel construction
- Remarkable value—Sold elsewhere at £39-50. Our price is only: **£33-00**

PRO-STROBE

£32-50

- 6-8 Joules
- External trigger
- Long Life tube timer circuit



PIEZO HORNS!

Up to 150W handling No X-over required £7-50 each

All prices subject to VAT at 8% except SA308/PM301, mics and headphones (12½%). Add 50p post and packing on all orders except where already shown


Ordering: By Telephone—Access, Barclay Card or COD Ring (01) 684 6385/0098
By post —Send cheque or crossed P.O. s or 60p for COD or send in your Access/Barclay card NUMBER ONLY

MAIL ORDERS AND CALLERS TO: **CROYDON**
327-333 Whitehorse Road, Croydon, Surrey CR0 2HS
24 Hour Ansafone service (01) 684 6385

Exporters to 17 countries—enquiries welcomed
Ring Sue Abegg on (01) 684 6385 for U.K. trade enquiries


NEW for electronic design engineers!

FIX-PRINT for printed circuits



Invaluable for holding P.C.B.'s and other panels when inserting and soldering components. Can be adjusted to suit work up to 280mm, rotated to gain access to reverse side and locks in any position. All metal. Price £10 inc. VAT. P. & P. £1. Write or phone for full details.

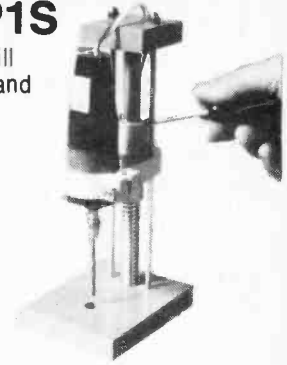
P2S Drill Stand



Robust, all metal with ample throat dimensions. Adjustable height cantilever with lever actuated feed. Spring return. Will accept both P1 and P2 drills. Price £18.50 inc. VAT. P. & P. £1.06.

P1S Drill Stand

Drill Stand



Constructed to take the popular P1 drill and ensure a high degree of accuracy in all types of electrical precision work. Price £5.13 inc. VAT. P. & P. 38p.



Sole UK Distributors

PRECISION PETITE LTD

119a HIGH STREET TEDDINGTON MIDDLESEX TW11 8HG

TEL: 01-977 0878 · 24 Hour recorded service

P.E. JOANNA

ELECTRONIC PIANO



ALL PARTS CAN BE SUPPLIED

Keyboard, Keyswitch, P.C.B.s, Hardware, Semiconductors, Resistors, Capacitors, Cabinets, Complete kits or easy stages. Send S.A.E. for details

Clef Products

31 Mountfield Road
Bramhall, Stockport, Cheshire SK7 1LY

NEW

FST216 BARGRAPH LED DRIVER

This new imported chip will drive a 16 LED array from an analogue voltage input. It may be connected for running point, discriminator magic eye, or bargraph mode. Price £4 each (£7.50 for 2) incl. P. & P.

ITT 10 WAY LED ARRAY

Red or green. Price £3.65 each (£7 for 2) incl. P. & P. All your electronic requirements are here at

LOW PRICES

Send for list to:

F.S.T. LTD.

**BURGOS GROVE
GREENWICH SE10 8LL**

THE OPEN DOOR TO QUALITY

THE COVER IS BLACK & WHITE



4th ISSUE INCLUDES NEW METERS

as well as new switches and items from advanced opto-electronics to humble (but essential) washers. Many things listed are very difficult to obtain elsewhere. The company's own computer is programmed to expedite delivery and maintain customer satisfaction. Attractive discounts continue on many purchases; Access and Barclaycard orders are accepted.

SEMI-CONDUCTORS ● COMPONENTS ● ACCESSORIES, ETC.

★ **FREE POSTAGE** on all C.W.O. mail orders over £2 list value (excluding VAT) in U.K. If under, add 15p handling charge.

144 pages

40p
post paid
inc. refund
voucher
worth 40p

ELECTROVALUE LTD

All communications to Head Office, Dept. PE5, 28 ST. JUDES ROAD, ENGLEFIELD GREEN, EGHAM, SURREY TW20 0HB. Phone Egham 3603. Telex 284475. Hours 9-5.30 daily; 1 pm Sats.
NORTHERN BRANCH: 680 Burnage Lane, Burnage, Manchester M19 1NA. Phone 061-432 4945. Hours 9-5.30 pm; 1 pm Sats.


CHINAGLIA DINO—ELECTRICAL AND ELECTRONIC TEST EQUIPMENT MANUFACTURERS

PRESENT THE

DOLOMITI

20k Ω /V a.c. and d.c.

A NEW HIGH SENSITIVITY MULTIMETER WITH ALL THE FEATURES YOU WILL EVER NEED



Accuracy: D.C. ranges, $\pm 2.0\%$, A.C. & Ω ranges $\pm 2.5\%$.
39 ranges: d.c. V, 0-150mV, 500mV, 1-5V, 5V, 15V, 50V, 150V, 500V, 1-5kV; d.c.I, 0-50 μ A, 500 μ A, 5mA, 50mA, 0-5A, 5A; a.c. V, 5V, 15V, 50V, 150V, 500V, 1-5kV; a.c.I, 5mA, 50mA, 0-5A, 5A; dB -10 to +65 in 6 ranges; Ω 0-0.05k Ω , 5k Ω , 50k Ω , 500k Ω , 5M Ω , 50M Ω , pF 50kPF, 500kPF.

Automatic overload protection and high current range fusing. Scale mirror and fine pointer for accuracy of reading. Single knob main range switching and all panel controls. C.E.I. Class 1 movement with sprung jewel bearings. Extended 92mm scale length for extra clarity. Compact ABS case 125 x 131 x 37mm. Weight 750g with batteries. Supplied complete with carrying case, fused leads, handbook and full 12-month guarantee. Optional 30kV d.c. probe available.

Meter £45.90 incl. VAT (£1 P. & P.)
 30kV Probe £12.85 incl. VAT

For details of this and the many other exciting instruments in the Chinaglia range, including multi-meters, component measuring, automotive and electronic instruments please write or telephone.

ALCON Instruments Ltd.

19 MULBERRY WALK, LONDON SW3 6DZ TEL: 01-352 1897

CRESCENT RADIO LTD.

164-166 HIGH ROAD, WOOD GREEN, N22 888-3206
 (also) 13 SOUTH MALL, EDMONTON, N.9 803-1685

MAIL ORDER DEPT.

1 ST. MICHAELS TERRACE, WOOD GREEN, LONDON N22 4J
 Phone: 888-4474

3 KILOWATTS PSYCHEDELIC LIGHT CONTROL UNIT

Three Channel: Bass, Middle, Treble. Each channel has its own sensitivity control. Just connect the input of this unit to the loudspeaker terminals of an amplifier, and connect three 250V up to 1000W lamps to the output terminals of the unit, and you produce a fascinating sound-light display. (All guaranteed.)

£18.50 plus £1-25 P. & P. + 8% VAT.

FERRIC CHLORIDE

Anhydrous ferric chloride in double sealed 1 lb poly packs. Our Price 85p + P/P + VAT at 8% per lb.

BARGAIN PROJECT BOX

A plastic box with moulded extrusion rails for PC or Chassis panels with metal front plate fitted with four screws (all supplied). Size (internal) 81mm x 51mm x 28mm. Our Price 50p + 8%.

EFFECTS PROJECTOR "150"

No disco should be without our new effects projector, we believe that this is the most versatile machine for projecting coloured images to supplement your music. Spec.: Volts—220/240, a.c., 50 Hz, Lamp—A1/167 150W, Standard Lens—60mm. A sturdy metal construction and takes a range of lenses and accessories. Comes complete with 6in wheel and ready to use. A bargain at £30 + £1-25 P. & P. + 8% VAT.



MAINS INTERFERENCE SUPPRESSOR

A mains suppressor designed to reduce unwanted mains interference caused by fridges, boilers, etc. Best results are obtained by plugging the item causing the interference directly into the suppressor, which is fitted with a 3-pin 13A mains socket. The suppressor is housed in a black plastic box with silver front panel and measures approx. 116 x 77 x 54mm. The unit comes fitted with 1.5m of 3-core cable and has a max. current loading of 3A. Price: £9.00 + 8% VAT.

ACCESS AND BARCLAYCARD ACCEPTED
 U.K. CARRIAGE 50p UNLESS OTHERWISE STATED

VAT—All prices are excluding VAT. Please add to each item the VAT rate indicated.

"C100" 100 WATT AMPLIFIER

All built and tested, mounted on a plain aluminium chassis which measures 18 x 9 x 4in, and which you can mount into a cabinet of your choice. Four controlled inputs, master volume, treble, middle and bass controls. S/C protected output. 100W clean into 8 ohm U.S. Ideal for disco, music groups, PA, and clubs. A bargain at £48 + £1-50 carr. + 8% VAT.

GOODMANS 8in. LOUDSPEAKER

Goodmans 8in. Loudspeaker, impedance 8 ohm, power handling 15W nominal. Our price £4.53 + 12 $\frac{1}{2}$ % VAT.

BARGAIN TRANSFORMER

240V primary, 12-0-12V secondary, 500mA. Approx. size 60 x 40 x 75mm. Price £1-20 + 8% VAT.


PPI POWER SUPPLY UNIT

Switched 3, 4, 6, 7 $\frac{1}{2}$, 9 and 12V at 500 mA. With on/off switch and pilot light. Size: 130 x 55 x 75mm. Only £5.50 + 8% VAT.



PIEZO ELECTRIC HORN UNITS

New high quality high power tweeter, no form of crossover network is required as low frequency voltages simply have no effect on the tweeter. Specification—Frequency response 3-8kHz to 28kHz ± 3 dB (input 4V r.m.s. pink noise—output 105dB) max. continuous r.m.s. input voltage 25V, min. series resistor: 10 ohm at 1W; weight: 63gm (2-25oz); panel cut out: 76mm (3in.) dia.; size: 85 x 85 x 75mm. Price: £9.00 + 8% VAT ea.



Join the Digital Revolution

Understand the latest developments in calculators, computers, watches, telephones, television, automotive instrumentation. . .

Each of the 6 volumes of this self-instruction course measures 11 $\frac{1}{2}$ " x 8 $\frac{1}{2}$ " and contains 60 pages packed with information, diagrams and questions designed to lead you step-by-step through number systems and Boolean algebra, to memories, counters and simple arithmetic circuits, and on to a complete understanding of the design and operation of calculators and computers. Design of Digital Systems.



£6.20

plus 80p packing and surface post anywhere in the world.

Payments may be made in foreign currencies.

Quantity discounts available on request.

VAT zero rated.

Also available—a more elementary course assuming no prior knowledge except simple arithmetic. Digital Computer Logic and Electronics

In 4 volumes:

1. Basic Computer Logic
2. Logical Circuit Elements
3. Designing Circuits to Carry Out Logical Functions
4. Flipflops and Registers

£4.20

plus 80p P. & P.

Offer Order both courses for the bargain price £9.70, plus 80p P. & P.

**Designer
 Manager
 Enthusiast
 Scientist
 Engineer
 Student**

These courses were written so that you could teach yourself the theory and application of digital logic. Learning by self instruction has the advantages of being quicker and more thorough than classroom learning. You work at your own speed and must respond by answering questions on each new piece of information before proceeding to the next.

Guarantee—no risk to you

If you are not entirely satisfied with Design of Digital Systems or Digital Computer Logic and Electronics, you may return them to us and your money will be refunded in full, no questions asked.

Cambridge Learning Enterprises (Dept. ENG),
 Rivermill House, St. Ives, Huntingdon, Cambs. PE17 4BR

To: Cambridge Learning Enterprises (Dept. ENG)
 FREEPOST, Rivermill House, St. Ives, Huntingdon, Cambs. PE17 4BR

*Please send me . . . set(s) of Design of Digital Systems at £7.00 each, p & p included

*or . . . set(s) of Digital Computer Logic and Electronics at £5.00 each, p & p included

*or . . . combined set(s) at £10.50 each, p & p included


Name

Address

*delete as applicable

No need to use a stamp—just print FREEPOST on the envelope. PE9

KITS FOR SYNTHESISERS, SOUND EFFECTS



COMPONENTS SETS include all necessary resistors, capacitors, semiconductors, potentiometers and transformers. Hardware such as cases, sockets, knobs, etc. are not included but most of these may be bought separately. Fuller details of kits, PCBs and parts are shown in our lists.

CIRCUIT AND LAYOUT DIAGRAMS are supplied free with all PCBs designed by Phonosonics.

PHOTOCOPIES of the P.E. texts for most of the kits are available—prices in our lists.

PHONOSONICS

MAIL ORDER SUPPLIERS OF QUALITY PRINTED CIRCUIT BOARDS, KITS AND COMPONENTS TO A WORLD-WIDE MARKET.

P.E. MINISONIC Mk. 2 SYNTHESIZER

A portable mains-operated Miniature Sound Synthesizer, with keyboard circuits. Although having slightly fewer facilities than the large P.E. Synthesiser the functions offered by this design give it great scope and versatility. Consists of 2 log VCOs, VCF, 2 envelope shapers, 2 HF controlled amps, keyboard hold and control circuits, VLF oscillator and detector, ring modulator, noise generator, output amp and mixer, power supply.

Set of basic component kits £84.25
Set of printed circuit boards £9.71

P.E. SYNTHESIZER (P.E. Feb. 73 to Feb. 74)

The well acclaimed and highly versatile large-scale mains-operated Sound Synthesiser complete with keyboard circuits. Other circuits in our lists may be used with the Synthesiser to good advantage, notably P.E. Minisonic, Phasing Unit, Wind and Rain, Rhythm Generator, Sound Bender, Voltage Controlled Filter, Guitar Effects Pedal and Overdrive, Fuzz, Tremolo and Wah-Wah units.

The Main Synthesiser: PSU, 2 linear VCOs, 2 ramp generators, 2 input amps, sample hold, noise generator, reverb amp, ring modulator, peak level circuit, envelope shaper, voltage controlled amp. Full details in lists.
Set of basic component kits £83.03
Set of printed circuit boards £11.45
The Synthesiser Keyboard Circuits (can be used without the Main Synthesiser to make an independent musical instrument): 2 logarithmic VCOs, divider, 2 hold circuits, 2 modulation amps, mixer, 2 envelope shapers and additional PSU. Full details in our lists.
Set of basic component kits £48.18
Set of printed circuit boards £7.66

GUITAR EFFECTS PEDAL (P.E. July 75)

Modulates the attack, decay and filter characteristics of an audio signal not only from a guitar but from any audio source, producing 8 different switchable effects that can be further modified by manual controls. Possibly the most interesting of all the low-priced sound effects units in our range. Circuit does not duplicate effects from the Guitar Overdrive Unit.

Component set with special foot operated switches £7.59
Alternative component set with panel mounting switches £4.96
Printed circuit board £1.43

SOUND BENDER (P.E. May 74)

A multi-purpose sound controller, the functions of which include envelope shaper, tremolo, voice-operated fader, automatic fader and frequency-doubler.

Component set for above functions (excl. SWs) £7.84
Printed circuit board £1.81
Optional extra—additional Audio Modulator, the use of which, in conjunction with the above component set, can produce "jungle-drum" rhythms. £2.88
Component set (incl. PCB)

PHASING UNIT (P.E. Sept. 73)

A simple but effective manually controlled unit for introducing the "phasing" sound into live or recorded music.

Component set (incl. PCB) £2.87

PHASING CONTROL UNIT (P.E. Oct. 74)

For use with the above Phasing Unit to automatically control the rate of phasing.

Component set (incl. PCB) £4.46

SOPHISTICATED PHASING AND VIBRATO UNIT

A slightly modified version of the circuit published in "Elektron", December 1976, and includes manual and automatic control over the rate of phasing and vibrato.

Component set £17.69
Printed circuit board £2.33

WAH-WAH UNIT (P.E. Apr. 76)

The Wah-Wah effect produced by this unit can be controlled manually or by the integral automatic controller.

Component set (incl. PCB) £3.55

AUTOWAH UNIT (P.E. Mar. 77)

Automatically produces Wah-pedal and Swell-pedal sounds each time a new note is played.

Component set, PCB, special foot switches £7.27
Component set and PCB, with panel switches £4.83

P.E. JOANNA (P.E. May/Sept. 75)

A five-octave electronic piano that has switchable alternative voicing of Honky-Tonk piano, ordinary piano, harpsichord, or a mixture of any of the three, together with facilities including fast and slow tremolo, loud and soft pedal switching, and sustain pedal switching. The power amplifier typically delivers 24 watts into 8 ohms. The PCBs have been redesigned by ourselves making improved use of the space available.

Main power supply, tone generator, 61 envelope shapers, voicing and pre-amp circuits.
Set of basic component kits for above £75.29
Set of printed circuit boards for above £20.35
Power amplifier £15.97
Printed circuit board for power amp 85p

RHYTHM GENERATOR (P.E. Mar./Apr. 77)

Programmable for 64,000 rhythm patterns from 8 effects circuits (high and low, bongos, bass and snare drums, long and short brushes, blocks and soft cymbal), and with variable time signatures and rhythm rates. Really fascinating and useful.

Tempo, timing and logic circuits £12.70
PCB for above circuits (double-sided) £3.33
Component set for all 8 effects circuits £13.99
PCB for all 8 effects £3.70
Simple mixer (our design) incl. PCB £3.95
Alternative mixer with external volume controls (incl. PCB) £11.17
Power supply for T, T and L, and effects (incl. PCB) £8.45
(See our list for Power Supplies for Mixers)

RHYTHM GENERATOR—NEW CONTROL UNIT

Using an M252 Rhythm Generator integrated circuit this control unit is for use in place of the above Tempo, Timing and Logic control. It provides 15 different and readily selectable rhythm patterns such as Waltz, Tango, March, Foxtrot, etc.

Component set (incl. PCB but excl. sw's) £12.90
Power supply (incl. PCB) £12.00

SEE OTHER PAGE FOR KEYBOARDS, AND OUR LISTS FOR OTHER COMPONENTS AND ACCESSORIES STOCKED

WIND AND RAIN UNIT

A manually controlled unit for producing the above-named sounds.

Component set (incl. PCB) £3.72

GUITAR OVERDRIVE UNIT (P.E. Aug. 76)

Sophisticated, versatile Fuzz unit, including variable and switchable controls affecting the fuzz quality whilst retaining the attack and decay, and also providing filtering. Does not duplicate the effects from the Guitar Effects Pedal and can be used with it and with other electronic instruments.

Component set using dual slider pot £8.66
Component set using dual rotary pot £6.20
Printed circuit board £1.62

FUZZ UNIT

Simple Fuzz unit based upon P.E. "Sound Design" circuit.

Component set (incl. PCB) £2.03

TREMOLO UNIT

Based upon P.E. "Sound Design" circuit.

Component set (incl. PCB) £3.64

TREBLE BOOST UNIT (P.E. Apr. 76)

Gives a much shriller quality to audio signals fed through it. The depth of boost is manually adjustable.

Component set (incl. PCB) £2.40

P.E. TUNING FORK (P.E. Nov. 75)

Produces 84 switch-selected frequency-accurate tones. A LED monitor clearly displays all beat note adjustments. Ideal for tuning acoustic and electronic musical instruments alike.

Main component set (incl. PCB) £15.59
Power supply set (incl. PCB) £7.03

P.E. SYNCHROME (P.E. Mar. 76)

An accented-beat electronic metronome, providing double, triple and quadruple times with full control over the beat rate. Can also be used as a simple drum-beat rhythm generator. Includes power supply.

Component set (incl. loudspeaker) £11.62
Printed circuit board £2.64

VOLTAGE CONTROLLED FILTER (P.E. Oct. 74)

An independently designed VCF that can be used with the P.E. Synthesiser.

Component set £3.88
Printed circuit board £1.38

ENVELOPE SHAPER WITHOUT VCA (P.E. Oct. 75)

Provides full manual control over attack, decay, sustain and release functions, and is for use with an existing voltage controlled amplifier.

Component set (incl. PCB) £4.66

ENVELOPE SHAPER WITH VCA (P.E. Apr. 76)

This unit has its own voltage controlled amplifier and has full manual control over attack, decay, sustain and release functions.

Component set (incl. PCB) £6.68

TRANSIENT GENERATOR (P.E. Apr. 77)

An envelope shaper, without VCA, having the usual attack, decay, sustain and release functions, and in addition it also provides a "Repeat Effect" enabling a synthesiser to be programmed to imitate such instruments as a mandolin or banjo.

Component set £4.52
Printed circuit board £1.82

WAVEFORM CONVERTER

Slightly modified from a circuit published in a German edition of "Elektron". Converts a saw-tooth waveform into four different waveforms: sine-wave, mark-space saw-tooth, regular triangle form, and square-wave with an externally variable mark-space ratio.

Component set (incl. PCB but excl. sw's) £8.19

VOLTAGE CONTROLLED FILTER (P.E. Dec. 74)

Part of the P.E. Minisonic now released as an independent kit for use with other synthesisers.

Component set (incl. PCB) (Order as Kit 65-1) £8.22

RING MODULATOR (P.E. Jan. 75)

Part of the P.E. Minisonic now released as an independent kit for use with other synthesisers.

Component set (incl. PCB) (Order as Kit 59-1) £5.50

NOISE GENERATOR (P.E. Jan. 75)

Part of the P.E. Minisonic now released as an independent kit for use with other synthesisers.

Component set (incl. PCB) (Order as Kit 60-1) £3.35

SOPHISTICATED POWER SUPPLIES

A wide range of highly stabilised low noise power supply kits is available—details in our lists.

MICROPHONE PRE-AMP (P.E. Apr. 77)

Component set (incl. PCB) £3.78

VOICE OPERATED FADER (P.E. Dec. 73)

For automatically reducing music volume during "talk-over"—particularly useful for Disco work or for home-movie shows.

Component set (incl. PCB) £3.97

DYNAMIC RANGE LIMITER (P.E. Apr. 77)

Automatically controls sound output to within a preset level.

Component set (incl. PCB) £4.58

POST AND HANDLING

U.K. orders—under £15 add 25p plus VAT, over £15 add 50p plus VAT. Keyboards £1.50 plus VAT.

Optional insurance for compensation against loss or damage in post, add 35p in addition to above post and handling.

Eire, C.I., B.F.P.O., and other countries are subject to Export postage rates.

DON'T FORGET VAT!

Add 12½% (or current rate if changed) to full total of goods, post and handling. (Does not apply to export orders).

EXPORT ORDERS are welcome, though we advise that a current copy of our list should be obtained before ordering as it also shows Export postage rates. All payments must be cash-with-order, in Sterling and preferably by International Money Order or through an English Bank. To obtain list send 40p.

PHONOSONICS · DEPT. PE59 · 22 HIGH STREET · SIDCUP · KENT DA14 6EH


MAIL ORDER AND C.W.O. ONLY
SORRY BUT NO CALLERS PLEASE

AND OTHER PROJECTS

PHOTOGRAPHS in this advertisement show two of our units containing some of the P.E. projects built from our kits and PCBs. The cases were built by ourselves and are not for sale, though a small selection of other cases is available.

LIST—Send stamped addressed envelope with all U.K. requests for free list giving fuller details of PCBs, kits and other components.

OVERSEAS enquiries for list: Europe—send 20p; other countries—send 40p.



KEYBOARDS AND CONTACTS

Kimber-Alten Keyboards as required for many published circuits, including the P.E. Joanna, P.E. Minisonic, and P.E. Synthesiser. The manufacturers claim that these are the finest moulded plastic keyboards available. All octaves are C to C. The keys are plastic, spring-loaded and mounted on a robust aluminium frame.

3 Octave (37 notes) £25-50. 4 Oct (49 notes) £32-25. 5 Oct (61 notes) £38-75.

Contact Assemblies for use with above keyboards: Single-pole change-over (type SP) as for P.E. Joanna and P.E. Minisonic. Two-pole normally-open make-break (type DP) as for P.E. Synthesiser. Special contact assembly (type 4PS) having 4 poles, 3 of which are normally-open make-break contacts and the fourth is a change-over contact—this special assembly enables THE SAME KEYBOARD to be used with the P.E. Synthesiser, P.E. Minisonic and the P.E. Joanna simultaneously thus avoiding the cost of more than one keyboard. See our list for other contacts.

Contact	Each	3 Octave Set	4 Octave Set	5 Octave Set
SP	24p	£ 8-88	£11-76	£14-84
2P	27p	£ 9-99	£13-23	£16-47
4PS	53p	£19-61	£25-97	£32-33

PRINTED CIRCUIT BOARDS for use with the above contacts and thus eliminating most of the inter-wiring required, are available. Details in our lists.

MORE NEW KITS!

ELECTRONIC ORGAN

5-octave electronic organ with 5 basic voices that can be used individually or together. 5 pitches (2ft, 4ft, 8ft, 16ft, 32ft), variable attack, tremolo, vibrato, phasing, and variable sustain. Details in our list.

ORGAN CONVERSION KIT

Converts the P.E. Joanna electronic piano to also provide most of the facilities offered by the above electronic organ.

Basic component set and PCB £12-34

SYNTHESIZER TUNING INDICATOR (P.E. July 77)

A simple 4-octave frequency comparator for use with synthesizers and other instruments where the full versatility of the P.E. Tuning Fork is not required.

Component and PCB (but excl sw.) £7-45

GUITAR FREQUENCY DOUBLER (P.E. Aug. 77)

A modified and extended version of the circuit published. Details in list.

TAPE NOISE LIMITER

Very effective circuit for reducing the hiss found in most tape recordings. All kits include PCBs

Standard tolerance set of components £2-96
Superior tolerance set of components £3-76
Regulated power supply (will drive 2 sets) £4-69

SOUND-TO-LIGHT (P.E. Aurora) (P.E. Apr.-Aug. 71)

Four channels each responding to a different sound frequency and controlling its own light. Can be used with most audio systems and lamp intensities.

Basic component set (excl. thyristors) £15-92
Printed circuit board for above £3-96
Power supply £5-78
PCB for power supply £1-78

3-CHANNEL SOUND-TO-LIGHT (P.E. Apr. 76)

A simple but effective sound-to-light controller capable of operating 3 lamps each of approximately 700 watts. Includes power supply, thyristors, and by-pass switches.

Component set (incl. PCB) £11-95

DISCOSTROBE (P.E. Nov. 76)

4-channel light-show controller giving a choice of sequential, random, or full strobe mode of operation.

Basic component set £18-19
Printed circuit board £3-45

BIOLOGICAL AMPLIFIER (P.E. Jan./Feb. 73)

Multi-function circuits that, with the use of other external equipment, can serve as lie-detector, alphaphone, cardiophone etc.

Pre-Amp Module Component set (incl. PCB) £4-22

Basic Output Circuits—combined component set with PCBs, for alphaphone, cardiophone, frequency meter and visual feedback lampdriver circuits £6-59

Audio Amplifier Module Type PC7 £7-35

SEMI CONDUCTOR TESTER (P.E. Oct. 73)

Essential test equipment for the enterprising home constructor. While stocks last.

Set of resistors, capacitors, semiconductors, potentiometers, makeswitches and PCB £9-63
Panel meter (500µA) £5-70

TRANSISTORS

AC128	28p
AC176	28p
BC107	14p
BC108	14p
BC109	14p
BC147	12p
BC148	12p
BC149	12p
BC157	13p
BC158	13p
BC159	13p
BC182L	12p
BC184	12p
BC187	25p
BC204	14p
BC209C	14p
BC212L	15p
BC213	15p
BC478	29p
BCY71	22p
BD151	44p
BD132	54p
BFY50	22p
BFY51	22p
BFY52	24p
BSY95A	22p
MD8001	172p
OC28	60p
OC71	20p
OC72	25p
OC84	25p
ORP12	70p
ZTX107	12p
ZTX108	9p
ZTX501	13p
ZTX503	15p
ZTX531	23p
2N706	13p
2N914	22p
2N1304	22p
2N2219	27p
2N2905	35p
2N2905A	36p
2N2907	22p
2N3053	18p
2N3054	66p
2N3055	48p
2N3702	12p
2N3703	12p
2N3704	12p
2N3819	35p
2N3820	64p
2N3823E	39p
2N4060	12p
2N5245	51p
2N5459	33p
2N5777	45p


INTEGRATED CIRTS.

318	230p
709 TO5	40p
709 8-pin DIL	48p
723 TO5	105p
741 8-pin DIL	32p
748 TO5	63p
748 8-pin DIL	63p
µA7805 TO220	205p
µA7808 TO220	205p
µA7812 TO220	205p
µA7815 TO220	205p
µA7818 TO220	205p
AY-1-0212	650p
AY-1-6721/6	185p
CA3046	90p
MC3340	150p
SG3402N	282p

PRICES ARE CORRECT AT TIME OF PRESS.
E. & O. E. DELIVERY SUBJECT TO AVAILABILITY.

PHONOSONICS

Your free start to a rewarding new hobby.



Heathkit make the world's largest range of electronic kits.

Including amateur radio, test equipment, educational and general interest kits.

Every one of which comes to you absolutely complete—right down

to the last nut and bolt.


You'll also get a very easy to understand instruction manual that takes you step by step through the assembly.

So, besides making an attractive, useful piece of equipment, you'll also have the makings of a satisfying, rewarding hobby.

To find out more, post the coupon and we'll send you our latest catalogue.

Heath (Gloucester) Ltd.,
Dept. PE97, Bristol Rd.,
Gloucester, GL2 6EE.

Tel: Glos (0452) 29451.




HEATHKIT

BETTER BUILT BECAUSE YOU BUILD IT YOURSELF

The new Heathkit catalogue. Out now FREE.

To: Heath (Gloucester) Ltd., Dept. PE97, Gloucester, GL2 6EE. Please send me my Heathkit catalogue.

I enclose an 11p stamp for postage.



Name _____

Address _____

Postcode _____

ACCESS AND
BARCLAYCARD
WELCOMED

Showrooms at 233 Tottenham Court Road,
London and Bristol Road, Gloucester.

INTERNATIONAL ELECTRONICS UNLIMITED

SPECIAL SALE

LED
RED LED .190" 07
WHITE LED 10
 (RED EMIT.)
RL2-03 .160"
DL 702 RED C.C. 68
 .30" LHD

HP 5082-SERIES -50
 MAG LENS FITS 14 PIN SOCKET
 5 DIGIT RED .11 CC RHD
 4 DIGIT RED .11" CC RHD

DIGITAL

7400 06
 7410 09
 7438 12
 7453 10
 74181 1-35
 74123 34
 74153 49
 74154 68

SHIPMENT MADE VIA AIR-POSTAGE PAID
3 DAYS FROM RECEIPT OF ORDER

LINEAR
 301 mDIP 16
 311 mDIP
 or 14 pin 49
 340T 6V 75
 723 DIP 34
 741 mDIP 17
 1458 mDIP 37

2102 £-89
 1024 bit static RAM 16 pin

1702A £5-00
 2048 bit static PROM elect.
 prog. UV ears. 24 pin

UART AY51013A £4-50

10% OFF WITH £15 ORDER
15% OFF WITH £50 ORDER

THESE DISCOUNTS APPLY TO TOTAL
 OF ORDER - SPECIALS INCLUDED

LINEAR	124	1-23	160	2-23	
101	21	119	1-06	562	2-23
102	49	140A	1-48	565	1-38
104	56	170	92	566	1-38
105	60	172	51	567	1-31
107	44	173	35	709	1-31
108	69	176	38	710	24
109A	1-25	180	93	711	51
110	75	180-B	1-02	719	75
111	67	181	1-13	741	29
119	82	182	1-13	747	51
1201	1-12	111	2-07	748	31
120A	1-32	140	1-38	75491	58
122	69	156A	1-02	75492	63

IC SOCKETS
Solder tail - low profile
 8 pin 1-11 24 pin 1-25
 14 pin 1-12 28 pin 1-36
 16 pin 1-13 40 pin 1-42
 18 pin 1-19
 wire wrap - gold plate
 14 pin 1-10

SPECIAL DEVICES
 172 AI-IF Strip Detector DIP 12-08
 146 AM Radio Receiver Subsystem DIP -53
 1310 FM Stereo Demodulator OIP 2-05
 1496 Balanced Modulator-Demodulator -70
 1800 Stereo multiplexer DIP 1-76
 JLN2208 FM Gain Block 34db (typ) mDIP -84
 JLN2209 FM Gain Block 48db (typ) mDIP -86
 2513 Character Generator 64x85 DIP-24 7-24
 1046 Transistor Array DIP-14 -52
 8038 Volt. controlled osc. 2-95

CENTRAL PROCESSING UNIT

8008 £12-95
8080A £12-95

DISCRETE LED'S

ME4 INFRARED CLEAR DOME 170" 21
MV10B CLEAR DOME 170" -15
MV50 CLEAR - AXIAL .09" 09
MV50 RED - AXIAL .09" -08
NSL100 RED .19" 10
RL209 RED DIFF. SUBMINIATURE .12" 10
RLT-T1-03 WHITE DIFF. SUBMINIATURE
 NO FLANGE .12" 12
RLC-200 RED DIFF. CURRENT REG. .190"
 CONST BRIGHTNESS 4.5-12.5V -16
RL-4403 RED DIFF. FULL FLOOD .190" -09
GREEN SPOT .190" 12
CLEAR POINT .190" 10

TANALUM CAPACITORS

SOLID-DIPPED -20%
 .1 mid 35V 12p 6.8 mid 6V 15p
 .33 mid 35V 12p 6.8 mid 50V 18p
 1 mid 35V 12p 10 mid 25V 18p
 2.2 mid 20V 12p 15 mid 10V 18p
 2.2 mid 35V 12p 33 mid 10V 20p
 4.7 mid 16V 15p 47 mid 6V 20p

MM 5330
 4% DIGIT DVM LOGIC 5-00

LH 0070 5-00
 BCD BUFFERED REF.

Date sheets on request. Add 20p ea. if
 item is priced below 50p each.

LED DISPLAYS

DL10A RED CA 27" LHD £1-15
DL 707 RED CA 10" RHD 1-03
DL 507 RED CA 50" RHD -98
FND 359 RED CC 375" RHD -59
DL 702 RED CC 30" LHD -89
NSN 74R RED CC 30" RHD -89
DL 500 RED CC 30" RHD -89
MANS GREEN CA 27" LHD -89
MANS YELLOW CA 27" LHD -89
MANS2 YELLOW CA 3" LHD 1-29
MANS6 RED CA 6" LHD 1-49
DL747 RED CA 6" LHD 1-50

CMOS

4000A	16	4016A	40	4049A	42
4001A	18	4017A	85	4050A	42
4002A	18	4020A	1-06	4066A	61
4004A	96	4021A	98	4068A	11
4007A	19	4022A	78	4069A	31
4008A	1-27	4023A	18	4071A	19
4009A	41	4024A	63	4072A	25
4010A	38	4025A	18	4073A	28
4011A	19	4027A	42	4075A	28
4012A	18	4028A	70	4078A	28
4011A	32	4030A	32	4081A	19
4014A	1-06	4035A	90	4082A	25
4015A	1-06	4042A	1-05	4528A	1-14
				4585A	1-49

2708 £19.95
 1 x 8K EROM

74S200 £2-95
 256 BIT RAM TRI-STATE

74C00	£0-21	74C74	£0-63	74C162	£1-78
74C02	30	74C76	93	74C163	1-78
74C04	41	74C107	82	74C164	1-92
74C08	41	74C151	1-59	74C173	1-59
74C10	36	74C154	1-92	74C195	1-65
74C20	36	74C157	1-20	80C95	82
74C42	1-18	74C160	1-78	80C97	82
74C73	.85	74C161	1-78		

Satisfaction guaranteed. Shipment will be made postage prepaid within 3 days from receipt of order. Payment may be made with personal check, charge card (include number and exp. date), international money order (include receipt) or bank cheque - made payable in U.S.S.

Add 50p to cover shipping and handling if order is less than £5.
 The above prices do not include any taxes leviable by a purchaser's country of residence.

INTERNATIONAL ELECTRONICS UNLIMITED
 VILLAGE SQUARE, P.O. BOX 449
 CARMEL VALLEY, CA 93924 USA
 BARCLAYCARD PHONE (408) 659-3171 ACCESS

Random FLASHER UNIT
 Wired ready for use
 Complete with three
 100 watt coloured lamps
 that flash independently
 at random
£18.95

TWIN BANK 6 LIGHT UNIT
 (less lamps) LENGTH
 14 1/2 inches
 BC Fitting **£9.55**
 ES Fitting **£10.35**
 EACH

Sound to Light MASTER UNIT
 600 WATTS PER CHANNEL
 INCLUDING CHANNEL
 OUTPUT PLUGS AND
 MAINS INPUT SOCKET
£30.95

TYPE A SPOT
 (less lamp)
 BC Fitting **£1.95** EACH
 ES Fitting **£2.12** EACH

TYPE B 3 BANK UNIT
 (Less Lamps)
 BC Fitting **£6.90** EACH
 ES Fitting **£7.26** EACH

TWIN BANK 12 LIGHT UNIT
 Length
 31 1/2
 (less lamps)
 BC Fitting **£15.60** EACH
 ES Fitting **£17.00** EACH

100 WATT SPOT LAMPS
 RED, YELLOW, GREEN
 BLUE
 CLEAR **£1.40** each
 B.C. or E.S. Fitting
 Minimum 3 lamps
£4.20

ALL PRICES INCLUDE V.A.T. AND POST & PACKING
 (These prices apply to the United Kingdom only)
 Send 20p for illustrated leaflet & price list.

ALBEN ENGINEERING CO. LTD.
 DEPT. PE THE CRESCENT, WORSTHORNE,
 BURNLEY, LANCS. Tel: Burnley 20940

C-MOS	4066	60p	7410	20p	7492	54p	74172	860p	
4000	20p	4069	27p	7411	30p	7493	44p	74173	187p
4001	20p	4070	50p	7412	20p	7494	88p	74174	100p
4002	20p	4071	25p	7413	38p	7495	65p	74175	98p
4006	114p	4072	25p	7414	98p	7496	90p	74176	123p
4007	21p	4073	28p	7416	35p	7497	358p	74177	123p
4008	99p	4076	118p	7417	40p	74100	120p	74178	110p
4009	57p	4077	48p	7420	20p	74104	73p	74179	138p
4010	57p	4081	20p	7421	40p	74105	73p	74180	108p
4011	20p	4082	25p	7422	26p	74107	36p	74181	262p
4012	20p	4093	95p	7423	32p	74109	75p	74182	83p
4013	51p	4502	123p	7425	32p	74110	50p	74184	234p
4014	107p	4510	139p	7426	89p	74116	251p	74190	134p
4015	114p	4511	150p	7427	107p	74117	88p	74185	187p
4016	51p	4512	81p	7428	81p	74120	155p	74191	134p
4017	114p	4514	264p	7430	20p	74121	35p	74192	115p
4018	110p	4515	264p	7432	29p	74122	53p	74193	115p
4019	62p	4516	123p	7433	118p	74123	81p	74194	107p
4020	115p	4518	123p	7437	38p	74125	59p	74195	102p
4021	101p	4520	123p	7438	38p	74126	59p	74196	134p
4022	99p	4522	122p	7440	20p	74128	98p	74197	130p
4023	20p	4526	122p	7442	69p	74132	75p	74198	124p
4024	79p	4527	140p	7443	130p	74142	302p	74199	199p
4025	20p	4528	115p	7444	130p	74143	346p	74221	109p
4026	155p	4531	115p	7445	105p	74144	346p	74246	205p
4027	80p	4543	115p	7447	90p	74145	90p	74247	195p
4028	95p	4543	115p	7448	90p	74147	148p	74248	171p
4029	123p	4556	115p	7450	20p	74148	150p	74249	170p
4030	55p	4581	348p	7451	20p	74150	150p	74251	171p
4033	155p	4582	140p	7453	20p	74151	78p	74265	94p
4034	347p	4584	99p	7454	20p	74153	78p	74278	331p
4035	118p	4585	108p	7460	30p	74154	138p	74279	75p
4040	132p			7470	33p	74155	90p	74283	94p
4041	84p			7472	30p	74156	90p	74284	72p
4042	89p			7473	33p	74157	82p	74285	712p
4043	99p			7474	33p	74158	140p	74290	122p
4044	91p			7475	48p	74159	265p	74293	122p
4046	137p			7481	125p	74160	102p	74298	173p
4049	55p			7483	95p	74161	102p	74363	93p
4050	55p			7484	119p	74162	102p	74365	93p
4051	140p			7485	128p	74163	102p	74367	93p
4052	140p			7486	33p	74164	115p	74368	93p
4053	140p			7489	340p	74165	115p	74390	189p
4060	140p			7490	43p	74167	358p	74393	189p
				7491	77p	74170	213p	74490	254p

Full price list of linears, discretes, capacitors, resistors, potentiometers, tools, soldering irons and accessories available. Send 20p or large S.A.E. This list is sent free with the first order.

Prices correct June 1977.

Terms C.W.O. Add VAT to prices at 8%. Post. etc.: U.K. 25p. overseas 75p. Access and Barclaycard, and all convertible currencies accepted.

TIRRO ELECTRONICS

Grenfell Place, Maidenhead, Berks.

Tel. (0628) 36229

Mail order division of RITRO Electronics UK Ltd.

U.K. RETURN OF POST MAIL ORDER SERVICE also WORLDWIDE EXPORT SERVICE

R.C.S. 10 WATT AMPLIFIER KIT



This kit is suitable for record players, tape play back, guitars, electronic instruments or small P.A. systems. Two versions are available. The mono kit uses 13 semiconductors. The stereo kit uses 22 semiconductors. Both have printed front panel and volume, bass and treble controls. Spec. 10W output into 8 ohms, 7W into 15 ohms. Response 20c/s to 30kc/s. input 100mV. high imp. Size 9 1/2 x 3 x 2 1/2 in. A/C mains operated.

Mono kit **£11-25** Stereo kit **£18** Post 45p
Easy to build. Full instructions supplied.



ELAC 10 inch £4.50

Ribbed cone. Large ceramic magnet. 50-16,000 c/s. Bass resonance 55 c/s. 10W. 15 ohm impedance.

ELAC 9 x 5 1/2 in HI-FI **£3.45** Post 35p
SPEAKER TYPE 59RM
This famous unit now available. 10W, 8 ohm.

MAINS TRANSFORMERS


ALL POST 50p each
250-0-250V 70mA, 6-3, 2A **£2-95**
250-0-250 80mA, 6-3V 3-5A, 6-3V 1A or 5V 2A **£4-60**
350-0-350 80mA, 6-3V 3-5A, 6-3V 1A or 5V 2A **£5-80**
300-0-300 120mA 2 x 6-3V 2A C.T., 6-3V 2A **£3-50**
220V 45mA, 6-3V 2A **£1-75**
HEATER TRANS. 6-3V 3A, £1-45. 1 amp. 95p
GENERAL PURPOSE LOW VOLTAGE. Tapped outputs at 2A 3, 4, 5, 6, 8, 9, 10, 12, 15, 18, 24 and 30V
1A, 6, 8, 10, 12, 16, 18, 20, 24, 30, 36, 40, 48, 60 **£5-30**
2A, 6, 8, 10, 12, 16, 18, 20, 24, 30, 36, 40, 48, 60 **£8-50**
3A, 6, 8, 10, 12, 16, 18, 20, 24, 30, 36, 40, 48, 60 **£11-00**
5A, 6, 8, 10, 12, 16, 18, 20, 24, 30, 36, 40, 48, 60 **£14-50**
5, 8, 10, 16V 1A £2, 12V 100mA £1, 12V 300mA £1, 12V 500mA £1, 12V 750mA £1, 40V 2A tapped 10V or 30V £2-95, 20V 3A £2, 40V 2A £2-95, 30V 5A + 34V 2A c.t. £3-75.
20-0-20V 1A £2, 30V 1 1/2A £1-75, 20V 1A £1-80, 60V, 40V, 20V or 20-0-20V, 1A £3-50.
AUTO TRANSFORMERS. 115V to 230V or 230V to 115V 150W £5; 250W £8; 400W £7; 500W £8.
CHARGER TRANSFORMERS. Input 200/250V for 6 or 12V 1 1/2A £2-75; 4A £4-60.
FULL WAVE BRIDGE CHARGER RECTIFIERS: 6 or 12V outputs 1 1/2A 40p; 2A 55p; 4A 85p.

R.C.S. STABILISED POWER PACK KIT

All parts including printed circuit and instructions to build this unit. Voltages available: 6V, 7-5V, 9V, 12V. Up to 100mA output. Please state voltage required. **£2-95** Post 45p.

GOODMAN'S COMPACT 12in BASS WOOFER

Standard 12in diameter fixing with cut sides 10 1/2 in square. 14,000 gauss magnet. 30 watt r.m.s. 4 ohm impedance. Bass resonance: 30 c/s. Frequency response: 30-8,000 c.p.s. £10-95 each. Post £1-00.



PERIOD LOUDSPEAKER CABINETS
Two styles available. Regency and Queen Anne. Size approximately 34 x 19 x 16in. These cabinets are slightly soiled and are priced from £10 each. Callers only.

BARGAIN 3W AMPLIFIER. 4 Transistor Push-Pull Rebuild with volume, treble and bass controls. 18 volt battery operated. **£3-95**

HEATING ELEMENTS WAFER THIN

Size 10 1/2 x 8 1/2 x 1/4 in. Operating voltage 200/250V a.c. 250W approx. Suitable for Heating Pads, Food Warmers, Convecter Heaters, etc. Must be clamped between two sheets of metal or asbestos.

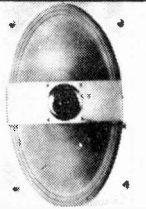
ONLY **40p** EACH (FOUR FOR £1-50)
ALL POST PAID—Discounts for quantity.

E.M.I. 13 1/2 x 8in SPEAKER SALE!

With tweeter. And crossover. 10W. State 3 or 8 ohm. As illustrated. **£6-50** Post 45p

15W model **£8-50** Post 65p
8 ohms.

20W model **£9-50** Post 65p
4 or 8 or 15 ohms.



TEAK VENEER HI-FI SPEAKER CABINETS

MODEL "A": 20 x 13 x 12in. For 12in. dia. or 10in. speaker. Illustrated. **£14-50** Post £1-60

MODEL "B": BOOKSHELF For 13 x 8in. or 8in. speaker. **£7-50** Post £1

R.C.S. BOOKSHELF SPEAKERS Size 14 x 9 x 6in. approx. Response 50 to 14,000 c/s 6 watt rms 8 ohms. **£16 pair** Post £1-30


ACOUSTIC WADDING 18in. wide, 20p ft.

KUBA-KOPENHAGEN STEREO



TUNER-AMPLIFIER CHASSIS AM-FM 5+5 WATT
This Continental 4-band radiogram chassis uses first class quality components throughout. Features: Large fascia panel with 7 push buttons for medium, long, short, VHF-FM, AFC, phono, mains on-off, 4 rotary controls, tuning, volume, tone, balance. Facia size 17 x 4 1/2 in. Chassis size 17 x 4 1/2 x 5 1/2 in. DIN-connector sockets for tape record/playback, loudspeakers, phono pick-up, external FM-AM aerials. Automatic stereo beacon light. Built-in ferrite rod aerial for medium/longwave. **£33-50** Post £1-50
a.c. 240V mains. Circuit supplied.

BAKER MAJOR 12 £15



30-14,500 c/s. 12in double cone, woofer and tweeter cone together with a BAKER ceramic magnet assembly having a flux density of 14,000 gauss and a total flux of 145,000 Maxwells. Bass resonance 40 c/s. Rated 25W. NOTE: 4 or 8 or 16 ohms available.

Module kit, 30-17,000 c/s with tweeter, crossover, baffle, 19 x 12 1/2 in. instructions. As illustrated. **£19**

Please state 4 or 8 or 16 ohms. Post £1-60

"BIG SOUND" BAKER SPEAKERS

Robustly constructed to stand up to long periods of electronic power. As used by leading groups and discos. Useful response 30-13,000 c/s. Bass Resonance 55 c/s.

GROUP "25" 12in 30W 4, 8 or 16 ohms. **£12** Post £1

GROUP "35" 12in 40W 4, 8 or 16 ohms. **£14** Post £1

GROUP 50/12in 60W 8 or 16 ohms with aluminium presence dome. **£21** Post £1-60

GROUP 50/15in 15in 75W 8 or 16 ohms. **£26** Post £1-60

Disco, Group + PA Cabinets in stock. Send for Leaflet. Cabinet fittings, Handles, Corners, Feet, Covering Material all in stock.



BAKER 150 WATT ALL PURPOSE TRANSISTOR MIXER AMPLIFIER



Ideal for Groups, Disco, P.A. and Musical Instruments. 4 inputs speech and music. 4 way mixing. Output 4/8/16 ohm. a.c. Mains Separate treble and bass controls. (50 watt model £48.) **£66** Carr. £1-50

NEW "DISCO 100 WATT" £52

ALL TRANSISTOR AMPLIFIER CHASSIS Carr. £1
2 inputs. 4 outputs separate volume treble and bass controls. Ideal disco or slave amplifier chassis.
BLACK CARRYING CABINET AVAILABLE £3.

PW SOUND TO LIGHT DISPLAY

Complete kit of parts with R.C.S. printed circuit. Three 1,000W channels. As featured in Practical Wireless. **£14-00**
CABINET extra £3.

GOODMANS CONE TWEETER

18,000 c/s. 25W 8 ohm. Price **£3-25**
E.M.I. 5in. mid range 25W £4-95.
E.M.I. 13 x 8in. 25W Base Unit £5-50

R.C.S. 100 WATT VALVE AMPLIFIER CHASSIS



Professional model. Four inputs. Treble, Bass, Master Volume Controls. Ideal disco, P.A. or groups. S.A.E. for **£85** details. 5 speaker outputs. 3 or 8 or 15 ohm. 100V line to plus £2-50 carr.

LOW VOLTAGE ELECTROLYTICS
1, 2, 4, 5, 8, 16, 25, 30, 50, 100, 200mF 15V 10p. 500mF 12V 15p; 25V 20p; 50V 30p; 1000mF 12V 17p; 25V 35p; 50V 47p; 100V 70p; 2000mF 6V 25p; 25V 42p; 50V 57p; 2500mF 50V 82p; 3000mF 25V 47p; 50V 85p; 3000mF 100V £1-60; 4700mF 83V £1-20; 5000mF 6V 25p; 12V 42p; 25V 75p; 35V 85p; 5800mF 78V £1-60.

R.C.S. LOW VOLTAGE STABILISED POWER PACK KITS

All parts and instructions with Zener diode, printed circuit rectifiers and double wound mains transformer. Input 200/240V a.c. Output voltages available 6 or 7-5 or 9 or 12V d.c. up to 100mA or less. Size 3 x 2 1/2 x 1 1/2 in. Please state voltage required. **£2-95** Post 45p

R.C.S. POWER PACK KIT
12V, 750mA Complete with printed circuit board and assembly instructions. **£3-35**
12V 300mA KIT. £3-15. 9V 1 amp KIT. £3-35. Post 30p

R.C.S. GENERAL PURPOSE TRANSISTOR PRE-AMPLIFIER—BRITISH MADE £1-45

Ideal for Mike, Tape, P.U., Guitar. Battery 9-12V or H.T. line 200-300V d.c. operation. Size 1 1/2 x 1 1/2 x 3/4 in. 25 c/s to 25 kc/s. 26 db gain. For valve or transistor equipment. Instructions supplied.

ELECTRO MAGNETIC PENDULUM MECHANISM 95p

1-5V d.c. operation over 300 hours continuous on SP2 battery, fully adjustable swing and speed. Ideal displays, teaching electro magnetism or for metronome, strobe, etc.

BSR HI-FI AUTOCHANGER



Plays 12in, 10in or 7in records Auto or Manual. A high quality unit backed by BSR reliability with 12 months guarantee a.c. 200/250V. Size 13 1/2 x 1 1/2 in. Above motor board 3 1/2 in. Below motor board 2 1/2 in. With STEREO/MONO CARTRIDGE **£11-95** All Post 75p
Single Player version £13-50.
BSR P128 with Magnet Cartridge £24-50
GARRARD MINICHANGER plays all records **£8-95**

BSR DE LUXE AUTOCHANGER



Features balanced arm. Cueing device, stylus pressure gauge. 3 speed plays all size records. Fitted with stereo ceramic cartridge. Size: 13 x 12in. **£17-50**. Post £1.



R.C.S. DISCO DECK SINGLE RECORD PLAYER

Fitted with auto stop, stereo/cartridge. Baseplate. Size 11 x 8 1/2 in. Turntable. Size 7in diameter. a.c. mains. 220/250V. 3 speeds plays all size records **£6-95** Post 45p
Two for £13. Post 75p.

HEAVY METAL PLINTHS

With P.V.C. Cover. Cut out for most B.S.R. or Garrard decks. Silver grey finish. Model "A". Size 12 1/2 x 14 1/2 x 7 1/2 in. Model "B". Size 16 x 13 1/2 x 7in. £7-50. **£6-50** Post £1-30

Extra Large Plinth and Cover. For transcription decks. Size 20 x 17 1/2 x 9in. uncut board. Callers only £18-50.

TINTED PLASTIC COVERS ONLY


Sizes: "A"—14 1/2 x 12 1/2 x 4 1/2 in. £3. "B"—20 1/2 x 12 1/2 x 4 1/2 in. £3-75. "C"—17 1/2 x 13 1/2 x 3 1/2 in. £3-75. "D"—16 1/2 x 14 x 4in. £4. "E"—19 x 14 1/2 x 4 1/2 in. £4. 15 x 13 1/2 x 3in. £3-50. Ideal for record decks, tape decks, etc. Post 75p.

BAKER HI-FI SPEAKERS

HIGH QUALITY—BRITISH MADE
SUPERB **£21-95**

12in 25 watt Post £1-60


Quality loudspeaker. low cone resonance ensures clear reproduction of the deepest bass. Special copper drive and concentric tweeter cone. Full range reproduction with remarkable efficiency in the upper register.
Bass Resonance 25 c/s
Flux Density 16,500 gauss
Useful response 20-17,000 c/s
8 or 16 ohms models.



AUDITORIUM £20-95

12in 35 watt Post £1-60

A full range reproducer for high power. Electric Guitars, public address, multi-speaker systems, electric organs. Ideal for Hi-Fi and Discotheques.
Bass Resonance 35 c/s
Flux Density 15,000 gauss
Useful response 25-16,000 c/s
8 or 16 ohms models.



AUDITORIUM 15in model 45 watt £24-95. Post £1-60

BLANK ALUMINIUM CHASSIS, 18 a.w.g. 2 1/2 in sides. 6 x 4in, 70p; 8 x 6in, 90p; 10 x 7in, £1-15; 14 x 9in, £1-50; 16 x 8in, £1-45; 12 x 3in, 87p; 16 x 10in, £1-70; 12 x 8in, £1-35.

ALUMINIUM PANELS, 18 a.w.g. 6 x 4in, 15p; 8 x 6in, 25p; 10 x 7in, 30p; 12 x 5in, 30p; 12 x 8in, 40p; 16 x 6in, 45p; 14 x 9in, 50p; 12 x 12in, 55p; 16 x 10in, 75p.

ALUMINIUM ANGLE BRACKET, 6 x 1/2 x 3 1/2 in, 15p.

ALUMINIUM BOXES, MANY SIZES IN STOCK.

THE "INSTANT" BULK TAPE ERASER & HEAD DEMAGNETISER. Suitable for cassettes, and all sizes of tape reels. a.c. mains 200/240V. Leaflet S.A.E. **£4-50** Post 40p



RADIO COMPONENT SPECIALISTS 337 WHITEHORSE ROAD, CROYDON, U.K. Tel. 01-684 1665

Minimum post 30p. Access and Barclaycard. Same day despatch. Radio Books and Components Lists 20p. Open 9-6 Wed. 9-1 Sat. 9-5 (Closed for lunch 1.15-2.30)

new book

I. R. Sinclair

Beginner's Guide to Integrated Circuits

There is hardly any item of domestic electronic equipment not incorporating at least one i.c. This book is for the comparative newcomer to electronics, with some knowledge of transistor circuits, wishing to acquire an understanding of i.c.s. The principles and construction of i.c.s. are described, as well as their many different uses. The book is copiously illustrated with many examples of practical i.c. circuits.

CONTENTS: What is an integrated circuit? Production of i.c.s. Simple voltage amplifier i.c.s. Simple digital i.c.s. MOS i.c.s. Domestic uses of i.c.s. Other specialised i.c.s. Practical construction. Index.

192 pages · 190 X 127 mm · 0 408 00278 6 · £2.75

ORDER NOW FROM your local bookseller or



Newnes Technical Books

NEWNES-BUTTERWORTHS
Borough Green, Sevenoaks, Kent TN15 8PH

Other Beginner's Guides include

Beginner's Guide to Audio
I. R. Sinclair

Beginner's Guide to Colour
Television — 2nd Ed.
G. J. King

Beginner's Guide to Electronics — 3rd Ed.
T. L. Squires & C. M. Deason

Beginner's Guide to Radio — 7th Ed.
G. J. King

Beginner's Guide to Television
— 5th Ed.
G. J. King

OSMABET LTD

We make transformers amongst other things

LOW VOLTAGE TRANSFORMERS

6.3V 1.5A £2; 3A £2.50; 6A CT £4.25; 12V 1.55A £2.40; 3A CT £4.25; 6A CT £8; 18V 1.5A CT £4.25; 24V 1.5A CT £4.25; 3A CT £8; 5A £9.75; 8A £11; 12A £21.50; 40V 3A CT £9.75; 50V 6A CT £21; 15V 0.5A + 15V 0.5A £3.75; 15V 1A + 15V 1A £4.85; 18V 0.5A + 18V 0.5A £4.50; 18V 1A + 18V 1A £5.85; 20V 1A + 20V 1A £5.80; 12V 4A + 12V 4A £7.50; 25V 2A + 25V 2A £7.50

LT TRANSFORMERS TAPPED SEC. Prim. 200/240V 0-10-12-14-16-18V 2A £4; 4A £5.25; 0-12-15-20-24-30V 2A £4.50; 4A £7.50; 0-5-20-30-40-60V 1A £5.25; 2A £7.50; 0-40-50-60-80-100-110V 1A £7.50

MIDGET RECTIFIER TRANSFORMERS
For FW rect. 200/240V a.c. 6-0-6V 1.5A or 0-0-0V 1A £2.25 each; 12-0-12V 1A or 20-0-20V 0.75A, or 0-0-0V 0.3A, or 12-0-12V 0.25A, or 20-0-20V 0.15A or 6V 0.5A + 6V 0.5A, or 9V 0.35A + 9V 0.35A, or 12V 0.25A + 12V 0.25A, or 20V 0.15A + 20V 0.15A, all at £2.85 each. 23V 0.5A 8sp. 8V 0.5A 75p.

LOUDSPEAKERS
2 1/2in 8Ω, 2 1/2in 8 or 25Ω, 3in 8 or 35Ω, 3 1/2in 15Ω, all at £1 each; 8 x 5in 4, 8 or 25Ω, £2 each; 7 x 4in 3, 8, 15 or 25Ω, £1.50 each 8in 8Ω £2.

"INSTANT" BULK CASSETTE/TAPE ERASER

Instant erasure of cassettes and tape spools, demagnetises tape heads, 200/240V a.c. £4.50.

EDGWISE LEVEL METER, FSD 200uA

Size 19 x 18 x 20mm, 8000, 95p each.

POWER SUPPLY MODULE, DUAL OUTPUT, 240V a.c. input. New, ex-British manufacture, smoothed outputs, 20V 1.5A plus stabilised 15V 150mA, plus 12V 0.5A a.c. output complete with diagram £3.50.

AUTO TRANSFORMERS

110/240V a.c. 20 watts, £1.50.

CABLES—CABLES—CABLES

MICROPHONE TWIN H/DUTY, BRAIDED SCREENNN
Professional cable for stage studio, outdoor. PVC covered, 20p per metre.

MULTI WAY SCREENED, PVC COVERED.
36-way, £1; 25-way, 75p; 14-way, 50p; 6-way, 25p; 4-way, 20p; 2-way, 10p; 1-way, 8p per metre.

LOW LOSS CO-AXIAL CABLE 75Ω
UHF 18p per metre; VHF 10p per metre.

MINI 3-CORE CABLE, 19/0.10mm
Ideal for speakers, intercoms, etc., £3.50 per 100.

TRANSFORMERS 200/240V a.c.
250-0-250V 60mA, 6.3V 1A £8p.
250V 1100mA 6.3V 2A £1.50.

O/P TRANSFORMERS FOR POWER AMPLIFIERS
P.P. sec tapped 3-8-15 ohms, A-A 6k 30 W £9.75
A-A 3k 50W £12.75; 100W (EL34K788, etc.), £18.75.

TWIN FIG 8 CABLE
Polarised, 100m/£3; screened stereo, 15m/£1.

ALL TYPES DOMESTIC AND COMMERCIAL CABLE
MULTI SCREENED AND UNSCREENED CABLE
ALL SIZES AND COLOURS CONNECTING WIRES
TRADE ENQUIRIES INVITED

Carriage and VAT on all orders
S.A.E. ENQUIRIES, LISTS, MAIL ORDER ONLY
46 Kenilworth Road, Edgware, Middx HA8 8YG
Tel. 01-958 9314

MM5316 Clock chips, £3.80
3N140 Mosfets, 50p + 12p P. & P.
0.2in green LEDs, 12p + 12p P. & P.
400V 15A S.C.R. stud MTG, 75p
200PF twin solid dielectric variable capacitors 1in spindle, 35p
Grundig electric mike inserts with F.E.T. pre-amp, £1.50
Mono cassette recorder heads, 90p
B.S.R. dual imp j track tape heads, 50p
PL25E plugs with reducer, 55p
SO239 sockets single hole or standard mounting, 40p
741 & PIN D.I.L. I.C.s, 20p
Miniature levist meter, 20mm x 10mm 10M/A F.S.D., 40p
Union carbide N, Channel F.E.T. similar to 2N3819 full spec, 20p + 12p P. & P.
Transformer—240V a.c.—12V a.c. 500mA, 95p
Dynamic P.A. microphones 50kΩ thumb switch, curly lead, £4.50
S.W.R. meter, 1.1~1.3 V.S.W.R. 52—75Ω imp, £10.95
Plastic project boxes, black, A.B.S., with brass inserts and lid
75 x 56 x 35mm, 40p
95 x 71 x 35mm, 40p
115 x 95 x 37mm, 57p
12V reed relay 4 make, 20p
Bulgin roller micros, 15p
Lucas 500V 5 amp NPN stud power Transistor full spec, type 8312B 55p
Intel 1024 bit mos rama type C1103-1 with data, 85p
ETP 100W solder gun new, £3.75 + 50p P. & P.
Toko 465 AM IF panel new, 30p
Savbit 500 gram cored solder per reel, £2.50 + 35p P. & P.
Stereo preamp chassis with controls, ceramic input with circuit, £2.50 + 50p P. & P.
Board with 14 6V reed relays, £2.40
100V 10 amp bridge rect, 35p
300 Khz HC8U crystals, 40p
500 mtr. reeds twin solid-core connecting wire, £4.00 + 85p P. & P.
Car Radio chassis LW/MW dual polarity new and complete apart from outer case, £2.50 + 50p P. & P.
CV2184 2 1/2in C.R.T. with P.D.A., £1.95 + 70p P. & P.
Man 3A 3mm LED displays, 50p
1:1 + 1 triac pulse transformer, 30p
6MH 3 amp smoothing chokes, 30p
6-12V GPO buzzers, 30p
Board with 8V changeover reed relay, £1.75
3 R.P.M. 115V a.c. small motors with gearbox, 30p
Model motors 1.5—6V d.c., 25p
British made stereo amplifiers, 15 watts per channel, self powered with separate slide control preamplifier, these have production faults with circuit, £15.00 + 85p P. & P.
Decca speaker cabinets, front mounting, Sin cutout, leak, £7.50 + £1.20 P. & P.
GPO board with 84 BC107 type transistors 2 reed and one mercury relay diodes etc., £2.00 + 55p P. & P.
Newmarket power supply, 240V a.c. input 8V d.c. 250mA, out, £1.95
Car converters 12V d.c. in 9V d.c. at 500mA out new and boxed, £1.90
Please add 25p P. & P. for items where postage is not shown. VAT inc. in prices.

Order Address

PROGRESSIVE RADIO
31 CHEAPSIDE
LIVERPOOL 2
051-236 0982


MAINS INTERCOM



NO BATTERIES
NO WIRES
ONLY
£29.99
PER PAIR
+ VAT £3.75

The modern way of instant 2-way communications. Supplied with 3-core wire. Just plug into power socket. Ready for use. Crystal clear communications from room to room. Range 1-mile on the same mains phase. On/off switch. Volume control. Useful as inter-office intercom between office and warehouse, in surgery and in homes. P. & P. 97p.

4-STATION INTERCOM



£18.95
+ VAT £1.52

Solve your communication problems with this 4-Station Transistor Intercom system (1 Master and 3 Subs), in robust plastic cabinets for desk or wall mounting. Call/talk/listen from Master to Subs and Subs to Master. Ideally suitable for Business, Surgery, Schools, Hospitals and Offices. Operates on one 9V battery. On/off switch. Volume control. Complete with 3 connecting wires each 66ft. and other accessories. P. & P. 97p.

NEW! AMERICAN TYPE CRADLE TELEPHONE AMPLIFIER



ONLY
£14.95
+ VAT £1.20

Latest transistorised Telephone Amplifier with detached plug-in speaker. Placing the receiver on to the cradle activates a switch for immediate two-way conversation without holding the handset. Many people can listen at a time. Increase efficiency in office, shop, workshop. Perfect for "conference" calls: leaves the user's hands free to make notes, consult files. No long waiting, saves time with long-distance calls. On/off switch, volume. Direct tap recording model at £16.95 + VAT £1.36. P. & P. 87p.
10-day price refund guarantee on all items.

WEST LONDON DIRECT SUPPLIES (PE9)
189 KENSINGTON HIGH STREET, LONDON W8 6SN
Tel. 01-937 5548

15-240 WATTS!

HY5 Preamplifier

The HY5 is a mono hybrid amplifier ideally suited for all applications. All common input functions (mag Cartridge, tuner, etc.) are catered for internally, the desired function is achieved either by a multi-way switch or direct connection to the appropriate pins. The internal volume and tone circuits merely require connecting to external potentiometers (not included). The HY5 is compatible with all I.L.P. power amplifiers and power supplies. To ease construction and mounting a P.C. connector is supplied with each pre-amplifier.


FEATURES: complete pre-amplifier in single pack; multi-function equalisation; low noise; low distortion; high overload; two simply combined for stereo.

APPLICATIONS: hi-fi; mixers; disco; guitar and organ; public address.

SPECIFICATION: Inputs—magnetic pick-up 3mV; ceramic pick-up 30mV; tuner 100mV; microphone 10mV; auxiliary 3-100mV; input impedance 47k Ω at 1kHz. Outputs—tape 100mV; main output 500mV R.M.S. Active Tone Controls—treble \pm 12dB at 10kHz; bass \pm 12dB at 100Hz. Distortion—0.1% at 1kHz; signal/noise ratio 68dB. Overload—38dB on magnetic pick-up. Supply Voltage— \pm 16-50V.

Price \pounds 5.22 + 65p VAT. P. & P. free

HY5 mounting board B.1. 48p + 6p VAT. P. & P. free



HY30 15W into 8 Ω

The HY30 is an exciting New kit from I.L.P. It features a virtually indestructible I.C. with short circuit and thermal protection. The kit consists of: I.C., heatsink, P.C. board, 4 resistors, 6 capacitors, mounting kit, together with easy to follow construction and operating instructions. This amplifier is ideally suited to the beginner in audio who wishes to use the most up to date technology available.

FEATURES: complete kit; low distortion; short, open and thermal protection; easy to build.

APPLICATIONS: updating audio equipment; guitar practice amplifier; test amplifier; audio oscillator.

SPECIFICATION: Output Power—15W R.M.S. into 8 Ω . Distortion—0.1% at 15W. Input Sensitivity—500mV. Frequency Response—10Hz-16kHz -3dB.

Price \pounds 5.22 + 65p VAT. P. & P. free

HY50 25W into 8 Ω


The HY50 leads I.L.P.'s total integration approach to power amplifier design. The amplifier features an integral heatsink together with the simplicity of no external components. During the past three years the amplifier has been refined to the extent that it must be one of the most reliable and robust High Fidelity modules in the World.

FEATURES: low distortion; integral heatsink; only five connections; 7 amp output transistors; no external components.

APPLICATIONS: medium power hi-fi systems; low power disco; guitar amplifier.

SPECIFICATION: Input Sensitivity—500mV. Output Power—25W R.M.S. into 8 Ω . Load Impedance—4-16 Ω . Distortion—0.04% at 25W at 1kHz. Signal/Noise Ratio—75dB. Frequency Response—10Hz-45kHz -3dB. Supply Voltage— \pm 25V. Size—105 x 50 x 25mm.

Price \pounds 6.82 + 85p VAT. P. & P. free



HY120 60W into 8 Ω


The HY120 is the baby of I.L.P.'s new high power range, designed to meet the most exacting requirements including load line and thermal protection this amplifier sets a new standard in modular design.

FEATURES: very low distortion; integral heatsink; load line protection; thermal protection; five connections; no external components.

APPLICATIONS: hi-fi; high quality disco; public address; monitor amplifier; guitar and organ.

SPECIFICATION: Input Sensitivity—500mV. Output Power—60W R.M.S. into 8 Ω . Load Impedance—4-16 Ω . Distortion—0.04% at 60W at 1kHz. Signal/Noise Ratio—90dB. Frequency Response—10Hz-45kHz -3dB. Supply Voltage— \pm 35V. Size—114 x 50 x 85mm.

Price \pounds 15.84 + \pounds 1.27 VAT. P. & P. free



HY200 120W into 8 Ω


The HY200 (now improved to give an output of 120 watts) has been designed to stand the most rugged conditions such as disco or group while still retaining true hi-fi performance.

FEATURES: thermal shutdown; very low distortion; load line protection; integral heatsink; no external components.

APPLICATIONS: hi-fi; disco; monitor; power slave; industrial; public address.

SPECIFICATION: Input Sensitivity—500mV. Output Power—120W R.M.S. into 8 Ω . Load Impedance—4-16 Ω . Distortion—0.05% at 100W at 1kHz. Signal/Noise Ratio—96dB. Frequency Response—10Hz-45kHz -3dB. Supply Voltage— \pm 45V. Size—114 x 50 x 85mm.

Price \pounds 23.32 + \pounds 1.87 VAT. P. & P. free



HY400 240W into 4 Ω

The HY400 is I.L.P.'s "Big Daddy" of the range producing 240W into 4 Ω ! It has been designed for high power disco or public address applications. If the amplifier is to be used at continuous high power levels a cooling fan is recommended. The amplifier includes all the qualities of the rest of the family to lead the market as a true high power hi-fidelity power module.

FEATURES: thermal shutdown; very low distortion; load line protection; no external components.

APPLICATIONS: public address; disco; power slave; industrial.

SPECIFICATION: Output Power—240W R.M.S. into 4 Ω . Load Impedance—4-16 Ω . Distortion—0.1% at 240W at 1kHz. Signal/Noise Ratio—94dB. Frequency Response—10Hz-45kHz -3dB. Supply Voltage— \pm 45V. Input Sensitivity—500mV. Size—114 x 100 x 85mm.

Price \pounds 32.17 + \pounds 2.75 VAT. P. & P. free

POWER SUPPLIES: PSU36—suitable for two HY30s \pounds 5.22 + 65p VAT. P. & P. free. PSU50—suitable for two HY50s \pounds 6.82 + 85p VAT. P. & P. free. PSU70—suitable for two HY120s \pounds 13.75 + 1.10 VAT. P. & P. free. PSU90—suitable for one HY200 \pounds 12.65 + \pounds 1.01 VAT. P. & P. free. PSU160—suitable for two HY200s or one HY400 \pounds 23.10 + \pounds 1.85 VAT. P. & P. free.

I.L.P. Electronics Ltd., Crossland House, Nacklington, Canterbury, Kent CT4 7AD

TWO YEARS' GUARANTEE ON ALL OUR PRODUCTS

I.L.P. Electronics Ltd.
Crossland House,
Nacklington, Canterbury
Kent CT4 7AD
Tel (0227) 63218

Please supply

Total Purchase price

I Enclose: Cheque Postal Orders Money Order


Please debit my Access account Barclaycard account

Account number

Name and Address

Signature

Registered office No. 1032630



JUBILEE SALE

74 SERIES TTL ICs

TYPE	QUANTITY	TYPE	QUANTITY	TYPE	QUANTITY			
	1		1		1			
	100		100		100			
	£p		£p		£p			
7400	0-09	0-08	7448	0-70	0-68	74122	0-45	0-42
7401	0-11	0-10	7450	0-12	0-10	74123	0-65	0-62
7402	0-11	0-10	7451	0-12	0-10	74141	0-68	0-65
7403	0-11	0-10	7453	0-12	0-10	74145	0-75	0-72
7404	0-11	0-10	7454	0-12	0-10	74150	1-10	1-05
7405	0-11	0-10	7460	0-12	0-10	74151	0-65	0-60
7406	0-28	0-25	7470	0-24	0-23	74153	0-70	0-68
7407	0-28	0-25	7472	0-20	0-19	74154	1-20	1-10
7408	0-12	0-11	7473	0-26	0-22	74155	0-70	0-68
7409	0-12	0-11	7474	0-24	0-23	74156	0-70	0-68
7410	0-09	0-08	7475	0-44	0-40	74157	0-70	0-68
7411	0-22	0-20	7476	0-26	0-25	74160	0-95	0-85
7412	0-22	0-20	7480	0-45	0-42	74161	0-95	0-85
7413	0-26	0-25	7481	0-90	0-88	74162	0-95	0-85
7416	0-28	0-25	7482	0-75	0-73	74163	0-95	0-85
7417	0-26	0-25	7483	0-88	0-82	74164	1-20	1-10
7420	0-11	0-10	7484	0-85	0-80	74165	1-20	1-10
7422	0-19	0-18	7485	1-10	1-00	74166	1-20	1-10
7423	0-21	0-20	7486	0-28	0-26	74174	1-10	1-00
7425	0-25	0-23	7489	2-70	2-50	74175	0-85	0-82
7426	0-25	0-23	7490	0-38	0-32	74176	1-10	1-00
7427	0-25	0-23	7491	0-65	0-62	74177	1-10	1-00
7428	0-36	0-34	7492	0-43	0-35	74180	1-10	1-00
7430	0-12	0-10	7493	0-38	0-35	74181	1-90	1-80
7432	0-20	0-19	7494	0-70	0-68	74182	0-80	0-78
7433	0-38	0-36	7495	0-60	0-58	74184	1-50	1-40
7437	0-26	0-25	7496	0-70	0-68	74190	1-40	1-30
7438	0-26	0-25	74100	0-95	0-90	74191	1-40	1-30
7440	0-12	0-10	74104	0-40	0-35	74192	1-10	1-00
7441	0-60	0-57	74105	0-30	0-25	74193	1-05	1-00
7442	0-80	0-70	74107	0-30	0-25	74194	1-05	1-00
7443	0-95	0-90	74110	0-48	0-45	74195	0-80	0-75
7444	0-95	0-90	74111	0-75	0-72	74196	0-90	0-85
7445	0-80	0-75	74118	0-85	0-82	74197	0-90	0-85
7446	0-80	0-75	74119	1-30	1-20	74198	1-90	1-80
7447	0-70	0-68	74121	0-28	0-26	74199	1-80	1-70

Devices may be mixed to qualify for quantity price. Data is available for the above series of ICs in booklet form price 35p.

CMOS ICs

Type	Price	Type	Price	Type	Price	Type	Price
CD4000	£0-18	CD4018	£0-85	CD4035	£1-40	CD4056	£1-15
CD4001	£0-18	CD4019	£0-45	CD4037	£0-78	CD4069	£0-32
CD4002	£0-18	CD4020	£0-95	CD4040	£0-78	CD4070	£0-32
CD4006	£0-80	CD4021	£0-85	CD4041	£0-68	CD4071	£0-20
CD4007	£0-18	CD4022	£0-80	CD4042	£0-68	CD4072	£0-20
CD4008	£0-80	CD4023	£0-18	CD4043	£0-78	CD4081	£0-20
CD4009	£0-50	CD4024	£0-64	CD4044	£0-78	CD4082	£0-20
CD4010	£0-50	CD4025	£0-18	CD4045	£1-15	CD4510	£1-10
CD4011	£0-18	CD4026	£1-85	CD4046	£0-95	CD4511	£1-25
CD4012	£0-18	CD4027	£0-48	CD4047	£0-75	CD4516	£1-10
CD4013	£0-42	CD4028	£0-80	CD4049	£0-46	CD4518	£1-10
CD4015	£0-80	CD4029	£0-95	CD4050	£0-46	CD4520	£1-10
CD4016	£0-42	CD4030	£0-46	CD4054	£0-95		
CD4017	£0-80	CD4031	£1-80	CD4055	£1-60		

ORDERING

PLEASE WORD YOUR ORDERS EXACTLY AS PRINTED NOT FORGETTING TO INCLUDE OUR "J" NUMBERS.

VAT

ADD 12% TO PRICES MARKED *, ADD 8% TO ALL OTHERS

POSTAGE AND PACKING

ADD 25p FOR POSTAGE AND PACKING UNLESS OTHERWISE SHOWN. ADD EXTRA FOR AIRMAIL. MIN. ORDER £1.

TESTED TRANSISTOR PAKS

All devices brand new, tested and coded

J1	3 x AC128/AC176 each	J16	2 x BFY50/51/52 each
J2	10 x BC107	J17	6 x OC71
J3	10 x BC108	J18	4 x ZTX108/9, 2 x ZTX107* each
J4	10 x BC109	J19	2 x ZTX301/2, 4 x ZTX300* each
J5	3 x BC148/149, 2 x BC147* each	J20	2 x ZTX500/1/2* each
J6	3 x BC169/171/172* each	J21	4 x 2N706/2N708 each
J7	2 x BC177/8/9 each	J22	1 x 2N2218/19/21/22 each
J8	2 x BC182/3/4* each	J23	2 x 2N2904/05 each
J9	2 x BC212/213/214* each	J24	3 x 2N2907, 2 x 2N2906 each
J10	2 x BC327, 3 x BC328*	J25	7 x 2N2926G*
J11	2 x BC337, 3 x BC338*	J26	4 x 2N3035
J12	2 x BF115, BF167, BF173 each	J27	2 x 2N3055
J13	2 x BF194/5/6* each	J28	3 x 2N3702/03/04* each
J14	2 x BFX28	J29	3 x 2N3904/06* each
J15	2 x BFX29, 3 x BFX84		

PRICE 60p PER PAK

TESTED DIODE PAKS

J30	12 x OA81	J35	20 x IN4001	J39	5 x IN5400
J31	12 x OA81	J36	15 x IN4002	J40	5 x IN5401
J32	12 x OA200	J37	10 x IN4004	J41	4 x IN5404
J33	12 x OA202	J38	8 x IN4007	J42	3 x IN5408
J34	15 x IN4148				

PRICE 60p PER PAK

OPTOELECTRONICS

J43	4 x DL707 + data	£2-80
J44	5 x 0-125 red LED	£0-50
J45	5 x 0-2 red LED	£0-50
J46	5 x 0-2 and 0-125 LEDs mixed colours	£0-50
J47	3 x ORP12 equivalent	£1-20
J48	5 x OCP71	£0-80

THYRISTOR PAKS

J49	2 x 1 amp, 1 x 400, 1 x 600	£1-00
J50	5 amp SCR, 1 x 50, 2 x 400, 1 x 600	£1-50

UNIUNCTION/FET PAKS

J51	6 x TIS43/UT46	£1-00
J52	4 x 2N3819	£0-60

PCB PRODUCTS

J53	2 x Etch resistant pens	£1-00
J54	2 x Etchant paks	£1-00

DIY PRINTED CIRCUIT KIT

CONTAINS 6 pieces copper laminate, box of etchant powder and measure, tweezers, marker pen, high quality pump drill, Stanley knife and blades, 6in metal rule. Full easy-to-follow instructions. J59 SALE PRICE £5-50

RESISTOR PAK

J55	240 first quality 1/4W resistors—mixed from 100 ohm to 820kΩ	£1-60*
J56	180 first quality 1/4W resistors—mixed from 100 ohm to 820kΩ	£1-60*

ELECTROLYTIC PAK

J57	54 first quality miniature electrolytics from 0-47µF to 1,000µF	£1-20*
-----	---	--------

CERAMIC PAK

J58	93 first quality ceramic capacitors—mixed from 22pF-0-047µF	£1-60*
-----	---	--------

IC SOCKET PAKS

J60	11 x 8 pin DIL Sockets	£1-00
J61	10 x 14 pin DIL Sockets	£1-00
J62	9 x 16 pin DIL Sockets	£1-00


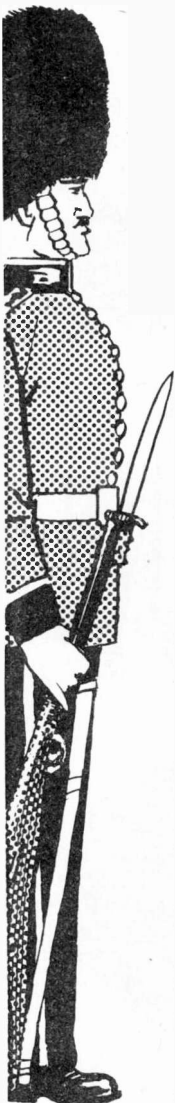
ZENER PAKS

J63	20 mixed value 400mW zener diodes 3-10V	£1-00
J64	20 mixed value 400mW zener diodes 11-33V	£1-00

BI-PAK

Dept. P.E.9, P.O. Box 6, Ware, Herts

SHOP AT 18 BALDOCK ST., WARE, HERTS. OPEN 9 to 5.30 Mon/Sat.



AND NOW, HANDS-ON

THE promised technological revolution triggered off by the microprocessor is well under way. The last two years have seen the appearance of a bewildering variety of MPU devices and the choice of device has not been made any easier for the non-expert by the strident claims of rival manufacturers. Now at last the dust is beginning to settle, and a clearer view is obtainable of the microprocessor scene. The several quite different uses of these devices have now become clarified. The best paths for the amateur to pursue have become identified.

Two years ago we published the first account of microprocessors to be written for U.K. constructors. Another 18 months were to pass before *Microprocessors Explained*, our first comprehensive introductory series on this subject, was launched. (This pause for contemplation during the early stages of the "revolution" proved, in the event, very wise.) Last month this series was concluded with an overall perspective of microprocessors and a constructors' guide to the common MPU devices available.

Concurrently with the run of *Microprocessors Explained*, we have published a number of reviews of commercial development systems, several of these being built from the kit of parts by the reviewer before being put through their paces in what the jargon calls "hands-on" experience.

This extensive coverage of commercial equipment was deliberate, contrary though it would appear to be to our normal editorial policy. The development systems reviewed ranged from the simplest and least expensive to some representative medium priced equipments—in all embracing the price range likely to be acceptable to most of our readers.

Apart from gratuitous publicity for the makers of these equipments, the reviews provided valuable familiarisation with microprocessor development systems for our readers. They helped to demonstrate the features of various MPU chips and to make clear both the basic philosophy and the techniques involved in this new area of electronics.

So now we have done our "homework" and we trust our readers have also. The time is now right for some "hands-on" experience to be gained.

The development system is likely to be the principal tool of the system designer in the years ahead. This, then, is obviously the first most useful way we can apply the microprocessor in the area of d.i.y. electronics. Hence our very first microprocessor-based project is the *PE Champ Development System*.

Commissioned by PRACTICAL ELECTRONICS for the amateur designer, experimenter and constructor, *Champ* has been realised through the joint enterprise of our regular contributors Messrs. R. W.

Coles and B. Cullen. This design has some excellent uncommon features and with its attendant units, the Programmer and the Eraser, offers the individual amateur (and also the small professional designer) overall facilities for developing microprocessor-based systems and for transferring the finalised program into a PROM for incorporation in a dedicated system.

The *PE Champ* is the first electronic design tool of the microprocessor age planned especially for the home designer/constructor. We envisage that with its aid countless electronic projects based on a dedicated pre-programmed microprocessor will in due course be created, and that some of these projects will eventually appear in our pages as straight-forward constructionals.

NEW FORMAT

After a 13-year run without change, the page size of PRACTICAL ELECTRONICS has now been increased, as from this month. We hope readers will welcome this larger format; it does have obvious advantages. We appreciate that the actual timing of this change may seem a little awry. Unfortunately this was dictated by production requirements and had to be synchronised with the re-ordering of bulk paper supplies by our printers.

F. E. BENNETT,
Editor.

EDITORIAL

Editor

F. E. BENNETT

G. C. ARNOLD Assistant Editor

D. BARRINGTON Production Editor

G. GODBOLD Technical Editor

M. ABBOTT Technical Sub Editor

J. D. POUNTNEY Art Editor

D. J. GOODING Technical Illustrator

R. J. GOODMAN Technical Illustrator

K. A. WOODRUFF General Artist

ADVERTISEMENTS

Advertisement Manager

D. W. B. TILLEARD

Phone: 01-634 4504

P. J. MEW Representative

Phone: 01-634 4181

C. R. BROWN Classified Manager

Phone: 01-261 5762

MAKE-UP and COPY DEPT.

Phone: 01-634 4372

Editorial Offices:
Fleetway House,
Farringdon Street, London EC4A 4AD
Phone: Editorial 01-634 4452
Telex: 915748 MAGDIV-G

Advertising Offices:
Fleetway House,
Farringdon Street, London EC4A 4AD
Phone: Advertisements 01-634 4504
Telex: 915748 MAGDIV-G

Back Numbers and Binders

Copies of our June 1977 and subsequent issues are available from: Post Sales Department, IPC Magazines Ltd., Lavington House, 25 Lavington Street, London SE1 0PF, at 65p each including Inland/Overseas p & p.

Binders for PE are available from the same address at £2.10 each to UK addresses, £2.70 overseas, including postage and packing, and VAT where appropriate. Orders should state the year and volume required.

Cheques and postal orders should be made payable to IPC Magazines Limited.

Letters

Queries regarding articles published in PE should be addressed to the Editor, at the Editorial Offices, and a stamped, addressed envelope enclosed. We cannot undertake to answer questions regarding other items, nor to answer technical queries over the telephone.



PART ONE

PE CHAMP

R.W. COLES
B. CULLEN

THE PE CHAMP PHILOSOPHY

THE microprocessor revolution is with us, and before long it will have steamrollered its way through to all but the most rudimentary electronic project areas. Before becoming a revolutionary, however, you have to make a careful choice concerning just what you want from this exciting new technology. A baby computer? A tutorial system? Or perhaps the ability to put together more effective logic and control systems? This choice is necessary because it is a fact that no reasonably priced microprocessor system can give you all of these things in a satisfactory combination.

CHAMP, in keeping with our "practical" image, is about making microprocessors work for a living; it is not a primitive attempt to emulate a full size data processing system which on grounds of cost alone, would fall short of desired performance in most respects. CHAMP is a development system which can be built economically without any requirement for expensive gadgets such as Teletypes, VDUs, or floppy discs; all you need can be built by you, including if you so wish, a PROM programmer and eraser.

WHAT CAN YOU DO WITH IT?

Well, you can't expect to sit down and write BASIC programs which beat you at chess. CHAMP is for examining switches, operating l.e.d.s and relays or playing "God Save the Queen", Stylophone style. It will control your model train layout or your f.m. tuner and Hi Fi system and later help you to put together small, cheap dedicated microprocessor boards to run the firmware programs you have developed to do these jobs. It has a calculator-type organisation which makes it easy for you to build up a collection of programs to crunch decimal numbers, if that is your interest. If you want to learn how to do practical things with microprocessors it will also form an excellent tutorial system to get you started.

HOW DOES IT DO IT?

Well, cheaply for a start. CHAMP uses one of the cheapest microprocessor chips around, but nevertheless has plenty of capability which you would be hard pressed to employ to the full. In our opinion it's no use investing in the fast, all-bells-and-whistles MPU chips unless you can afford the memory and peripheral facilities required to take advantage of their power.

With CHAMP you can write your programs into RAM while you are developing them, but you won't lose them when you hit the mains-off switch. CHAMP program RAM, all 512 eight-bit words of it, is of the CMOS variety which is supported by batteries when the power is off. This advanced feature removes the need for paper-tape readers or cassette interfaces and puts you streets ahead of some of the "noddy" development kits now on the market.

You write your programs into RAM with the aid of a simple hexadecimal keyboard and display, under the supervision of routines in the CHAMP firmware which (to save you buying a lot of expensive PROMs) fits into a single 1702A device.

Interfacing CHAMP is simple because a low cost, program-configured interface chip is provided on the board to allow you to connect up to just about anything from a psychedelic light show to an array of toggle switches. The only addition required is the appropriate buffering, which can be mounted on the integral bread-board socket strip provided for this purpose.

In a nutshell then, the CHAMP philosophy concerns putting microprocessors to work in practical situations as cheaply as possible, using familiar constructional techniques to build a completely self-contained system with simple operating procedures.

- ★ **Calculator-based hexadecimal keyboard and display allow rapid program entry and debug**
- ★ **On-board battery supported CMOS RAM for up to 512 program steps allows retention of carefully entered programs with power off**
- ★ **Based on well supported Intel 4040 microprocessor. Has 60 easy to learn instructions which include binary and decimal arithmetic and keyboard encoding**
- ★ **Twenty-four on-chip registers and interrupt facility available**
- ★ **System monitor program CHOMP allows examination or modification of program memory, and program execution in single-step mode**
- ★ **Open plan design allows easy access to all parts of circuit; no expensive plug-in cards to buy**
- ★ **Programmable input/output interface chip makes for versatile interfacing at the breadboard level**
- ★ **Optional PROM programmer and eraser allows a full development cycle to be undertaken by the home constructor for the very first time**
- ★ **No need for any expensive peripheral equipment like TTY or VDU**

1 — MEET THE FAMILY

CHAMP stands for low Cost Highly Adaptable Micro Processor, and we feel that those words really do sum up the main attributes of this versatile and capable system. CHAMP is *not* a toy for you to merely sample the wonders of *real* computers. CHAMP is a real computer in its own class, and it will not leave you wishing that you could afford a floppy disc system or another 8K of RAM, because it does not require these things to operate effectively. CHAMP is a development system for both software *and* hardware which will enable you to develop functional programs for their own sake, or for later inclusion in small minimal-hardware systems which could be built for a very small outlay.

CHAMP does not live on a collection of very expensive plug-in cards which have to go into an equally expensive 19in rack case (where you can't get at them anyway without expensive extender cards). Instead it fits on one large "open-plan" 0.1in matrix Veroboard which costs a lot less than a *single* plug in DIP board and allows you to stick your multimeter probes anywhere you like without being a contortionist.

There is ample room on the board for you to add ideas of your own, and all the buses to which you may need access are brought out on the cheap 16-pin DIL sockets so that you can debug or expand your system easily. The CHAMP circuit board slides into guides mounted above an attractive low profile plinth which houses the power supplies and also provides the control panel and a hardware development area.


KEYBOARD

The only peripheral equipment you need to enter and examine your programs is a simple hexadecimal keyboard and display unit which uses 16 keys labelled 0-9 and A-F and can display eight digits in seven-segment format. One of

Estimated Component Costs...

CHAMP	with 256 program bytes, power supply, keyboard and breadboard socket.....	£120
CHAMP—PROG	plus extra PROM.....	£60
CHAMP—UV	£12

Full list of i.c.s required will appear next month



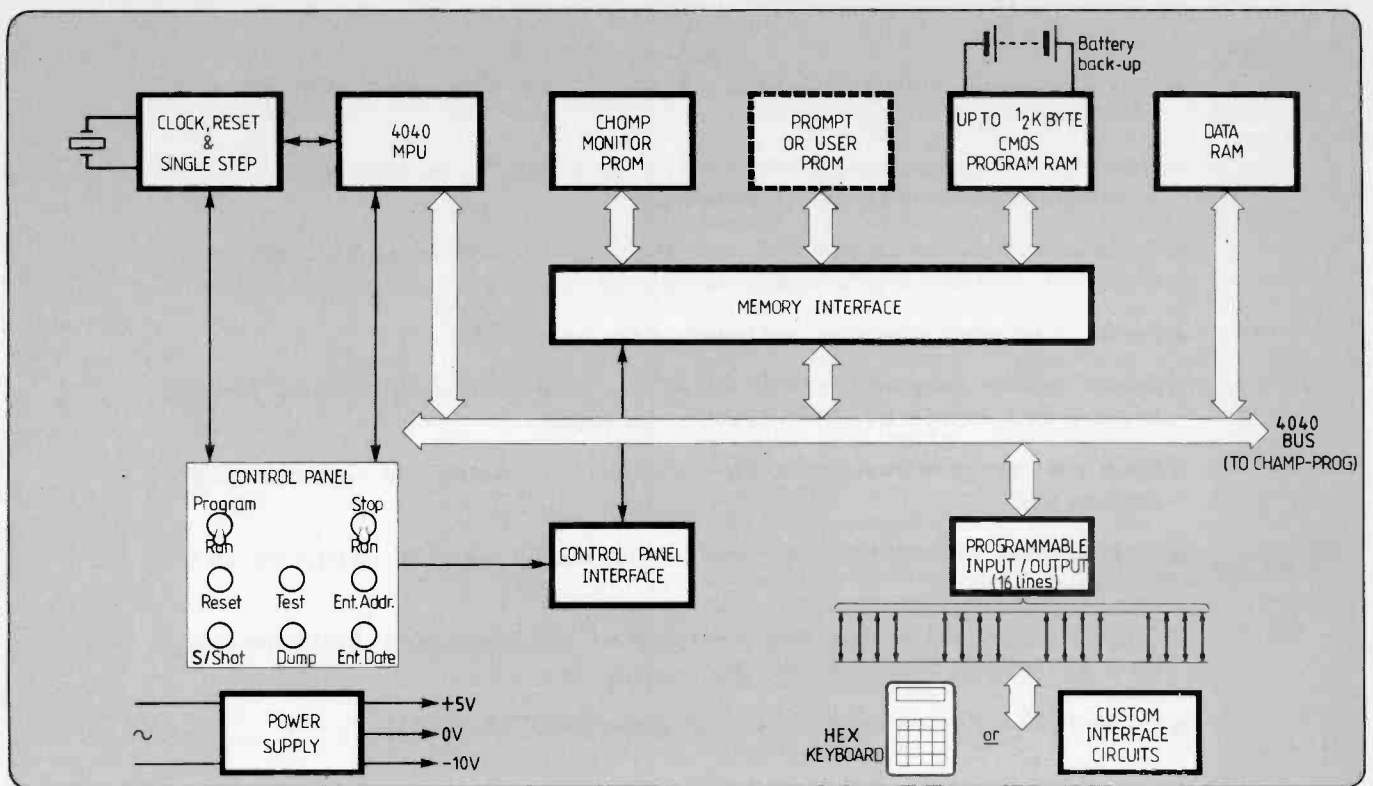


Fig. 1.1. Basic block diagram of the PE CHAMP Development System


the simplest and cheapest ways to build this keyboard is to modify one of the now commonplace "throw-away" calculators, and constructional details for this and a "build from scratch" version will be provided later.

ENTERING AND RUNNING PROGRAMS

Before you can enter programs of course, you have to write them, and this is done using the evolutionary process of vague flow-chart to detailed flow-chart to list of hexadecimal coded instructions, as developed in Part 3 of *Microprocessors Explained*. Examples of this procedure will be given later, together with some sample programs for you to try out.

When power is applied CHAMP is reset and the display shows the hexadecimal equivalent of the first program RAM address. Pressing keys on the keyboard will enter hexadecimal code up to three digits long and this can be entered either as a new address (by pressing ENTER ADDRESS) or as a program instruction/data value (by pressing ENTER DATA). After the ENTER DATA switch is pressed, the current address is incremented by one to point to the next available location in RAM, ready for further data. If you like, you can examine the existing contents of a RAM location using the DUMP switch whereupon the address will again be incremented to allow you to step through a program and compare it with your paper version. A RESET switch is provided so that any current operation can be aborted, and RUN/STOP and SINGLE SHOT switches allow you to run a program one instruction at a time for debugging purposes.

When you are satisfied with a program you have entered you can throw the MODE switch to the RUN position to allow your program to do its stuff, exiting if necessary with the RESET switch.



CHAMP circuit board

MPU CHIP

CHAMP is built around an INTEL 4040 microprocessor, but provides facilities for the development of programs and hardware for either the 4040 itself or the simpler 4004. This dual processor versatility is possible because 4004 instructions form a subset of the 4040 instruction set, making it possible to run any program written for the 4004 on a 4040 system. All that you have to remember when writing 4004 programs to try out on CHAMP is that you must not include any "4040 only" instructions in your code.

The 4040 chip on CHAMP itself forms part of a complete microprocessor system which includes a versatile crystal clock circuit and both program and data memory. Two input/output interfaces are provided, one dedicated to the control panel switches and one which can be used either by the hexadecimal keyboard or by any external hardware provided by the user. A single level interrupt is provided which is used by the keyboard but which can also be used externally, when required for any particular application.

MEMORY

With the 4040 system organisation, data RAM is kept separate from program RAM, leading to an easy to understand, calculator-type architecture which is extremely easy to use.

Eight kilobits of program storage are available on a fully stuffed CHAMP board, organised as 1024 eight-bit words. Of these, 512 words are available as two 1702 u.v.-erasable PROM chips, and a further 512 words are available as four 5101 CMOS RAM chips. Only one PROM chip is required for the CHOMP firmware, although both chips will be required if the PROM programmer unit is added later. The CMOS RAM can be added in two 256-word increments if desired, allowing a minimum operational CHAMP configuration of CHOMP (256 words) + 256 words of RAM available for user programs. The CMOS RAMs have a very low current drain when on standby, and because of this they can be made to retain their data without mains power with the aid of a simple power-fail-detect circuit and a 3-cell DEAC battery. This part of the CHAMP circuitry is unique, and gets over that awful problem experienced with most development systems where you have to lose all your laboriously entered hexadecimal code at the end of the day, a problem which usually forces users to buy paper-tape systems or cassette interfaces to allow rapid program re-entry at the start of a new session.

CHOMP

CHOMP stands for *CH*amp Operating system and *Monitor* Program and is the name given to the collection of programs required to control all the CHAMP facilities during program entry and debug. CHOMP is entered automatically at power on, and can always be restarted at any time by pressing the RESET button. CHOMP contains routines for refreshing the eight-digit seven-segment display, for accepting and storing keyboard entries, for entering instructions or data into RAM, for examining existing RAM content and for entering a new effective address.

In order to keep costs down, CHOMP has been made small enough to fit into a single 1702A PROM and has been written so as to provide a range of programming examples for those new to the game. Later in this series the complete listing of CHOMP will be provided, together with a full description of how it works. Arrangements have been made for the supply of ready programmed PROMs and also for CHOMP to be loaded into constructors' existing PROMs if required, full details of this service will be provided later.

CHAMP-PROG

CHAMP-PROG is an optional PROM programming accessory for CHAMP which extends the system's usefulness immeasurably. Using this unit, programs developed and debugged in RAM can be transferred to permanent storage in the form of low-cost 1702A PROMs which can be erased and reprogrammed as often as required.

This facility turns CHAMP into a no-compromise development system which enables you to:

- (i) Develop and debug programs in CHAMP RAM.
- (ii) Develop and debug interface hardware on the CHAMP breadboard, and with CHAMP-PROG.
- (iii) Dump your working programs into PROM chips and plug these into "Sons-of-CHAMP" minimal micro-processor circuits which can then be used to carry out dedicated tasks.

This classic use of PROM programming is not the *only* way in which CHAMP-PROG extends CHAMP facilities however; PROMs can now be used simply for the long term storage

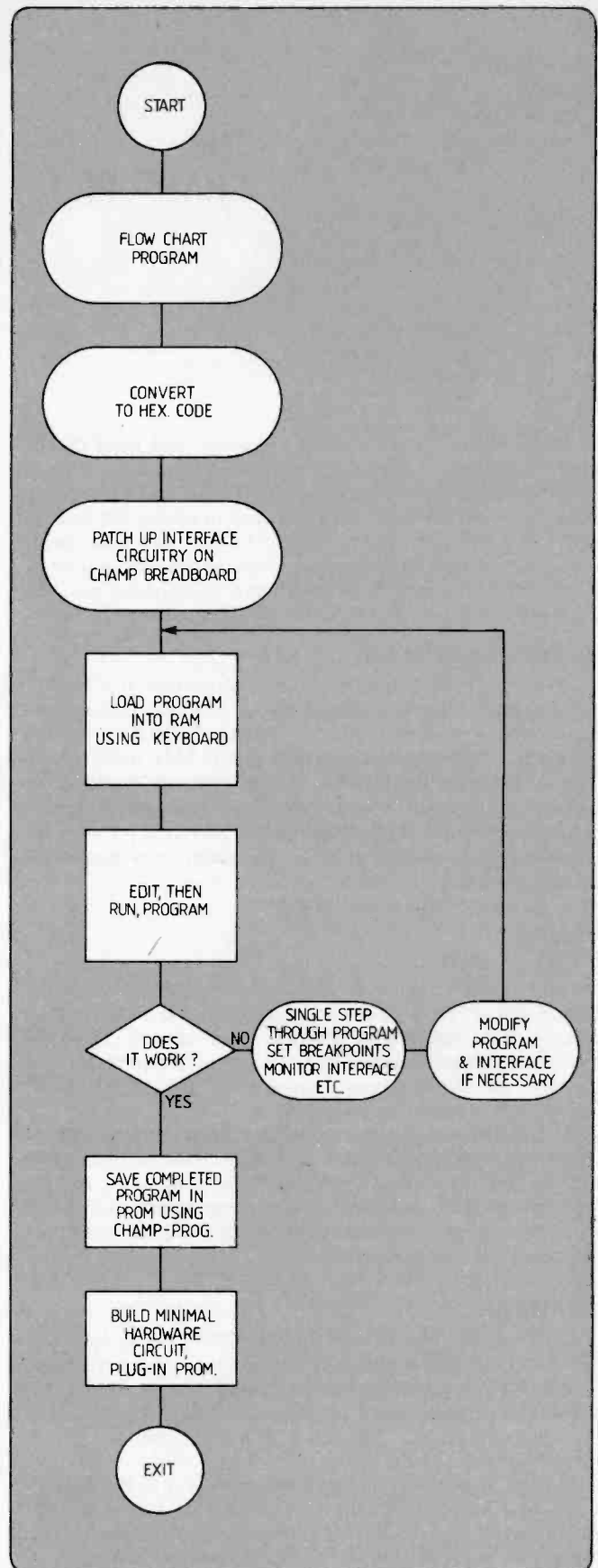



Fig. 1.2. Using CHAMP as a development system



THE CHAMP-PROG

of useful but no longer current programs, and these can be kept in a "box-on-the-shelf" until next required. This is possible because not only does CHAMP-PROG let you dump RAM into PROM, it also allows you to reverse the process and dump PROM back into RAM. In this way a firmware library can be built up, consisting of useful program segments, games programs, etc. all of which can be reloaded into the CHAMP operational RAM area in just a few seconds.

MATCHING PLINTH

CHAMP-PROG is designed to be a companion to CHAMP in every way, including the use of an identical layout technique and a matching plinth. CHAMP-PROG uses the +5V and -10V supplies provided by CHAMP itself, and in addition contains the 80V d.c. supply required for the programming operation. Areas of the "open-plan" circuit board carrying this higher voltage are screened off with the aid of a clear plastic window to prevent any accidental catastrophes with bare wires.

PROMPT

CHAMP-PROG is controlled by a firmware program called PROMPT (PROM Programming Technique) which fits into a 1702A PROM and is plugged into the second PROM socket on CHAMP. PROMPT uses several CHAMP routines and also uses the CHAMP keyboard and display for the entry of programming requirements and the display of "next entry" prompting messages.

To program a PROM the required address range is entered via the keyboard, the PROM is inserted into the zero insertion force socket, the PROGRAM POWER switch is turned on, and the PROGRAM button depressed. The programming of a full PROM takes about two minutes although dumping PROM data into RAM is of course much faster.

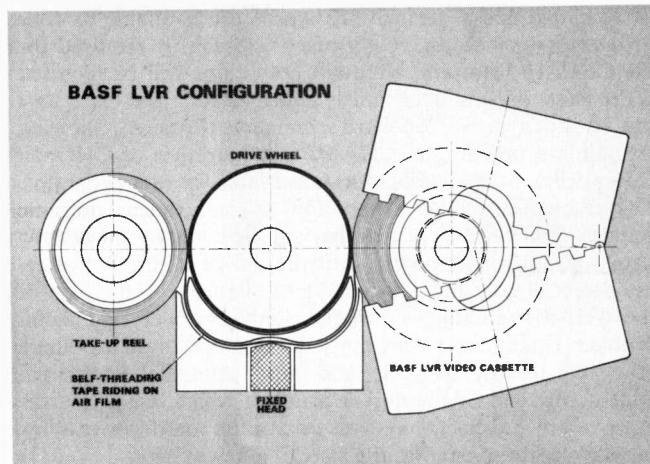
CHAMP-UV

CHAMP-UV, the last of the CHAMP family, is a safe but low cost PROM eraser which becomes necessary when CHAMP-PROG is added to the CHAMP system. CHAMP-UV will erase in a matter of minutes any u.v.-erasable PROM including the 1702A, 2704 and 2708 variety, and can handle up to 10 of these at a time.

Erasure is achieved in a light-tight box which houses a short-wave u.v. tube interlocked so that it is always "off" when the lid is open. This interlock is necessary because short-wave u.v. light can be harmful to the eyes and skin. A timer is included so that the over-exposure of expensive chips can be avoided.

NEXT MONTH: The PE Champ Circuitry

NEWS BRIEFS



Low Cost Video Recorder

AN agreement recently signed between BASF AG and Bell & Howell Corporation is expected to result in the development for the amateur market of a video cassette recorder based on BASF's Linear Video Recording (LVR) technique. The new recorder is expected to be on the market in time for Christmas 1979.

The LVR cassettes are claimed to occupy only about one quarter of the volume of other video cassettes, yet provide double the playing time. The 6.25mm CrO₂ tape travels backwards and forwards past a stationary head at 3m/sec, and is recorded with 28 tracks.

Economical, high-quality tape duplication is possible in a single pass, using a multiple head.

The small size of the cassette, the low tape consumption, and the use of a simple mechanism and sophisticated electronics mean that the LVR system offers great potential for miniaturisation. For example the tape transport system could be integrated into a video camera.

AVM For Dublin Buses

THE Dublin City Bus Service's entire fleet is to have what is claimed to be the world's most advanced automatic vehicle monitoring system (AVM), supplied mainly by Storno Ltd. of Camberley, Surrey.


Each bus will be fitted with an odometer, the initial reading of which is fed to a computer at the outset of each journey. Control Inspectors from seven different garages will be able to locate precisely, any bus, using telephone line modems feeding VDU terminals.

A Storno CQF612 v.h.f. Data Transmitter situated on Three Rock Mountain, will be u.h.f. linked to the computer at O'Connell Street. The bus-borne control heads are also capable of speech communication directly to the garage, if requested.

In addition, the Storno bus data unit stores the bus location and passenger loading, as well as up to ten mechanical parameters such as engine temperature and oil pressure. The computer system will be interrogating for data at the rate of 900 buses per minute, using a fully duplicated radio system.

Control Inspectors will also be able to watch traffic and passenger queue conditions using remotely controllable CCTV cameras at city centre points.

The system is expected to be in operation by mid 1979.



FRANK W. HYDE

SPACE SHUTTLE: FULCRUM OF THE FUTURE

When history records the first shuttle spaceflight it will mark a new era in man's conquest of the frontiers of the future. In the past there have been great turning points in history but all too often a mere handful of people recognised the implications for the future.

It is to be hoped that at this space turning point, it will be realised that the world has reached a new hilltop. For the first time in all progress the frontiers are limitless in extent. It must be recognised that stagnation in growth will be but the prologue to decline and that utilisation must be the key expanding technology.

The present system of economy is impeded by fiscal considerations. This has become more and more evident by the confinement of incredible technological successes of the space age. Full utilisation is as important in terms of return for any hope of a full and happy future for mankind, as for the future growth of knowledge and understanding.

To set this in perspective low cost utilisation is required. A simple case might be illustrated by the fact that to fly in a round trip from London to the Bahamas and back a payload of 200lb uses about a third of the energy to put the same payload into near Earth orbit. It costs about £300. To put the same payload into near Earth orbit it costs about £50,000.

The answer is not merely re-usability but rather full utilisation. To achieve this situation in a fiscal economy the man-in-the-street has to be alerted to the future benefits to himself and his dependents. These have to be practical and within his grasp.

Therefore, it must mean that the resources can provide him with peace and a good life for himself and every one else. It must be such that want or having less than the next is removed from his experience. This is the vision of the future to be made reality. The shuttle provides the first step.

It is already apparent to those close to the space technology that many practical applications are already in being. Indeed, a whole library of books could be set up to record the benefits already accrued.

Those in the immediately foreseeable future cover the low cost communication systems, utilisation of the solar potential, space manufacturing and even space for living in ideal conditions. All these are within the present technology and this is but a start. In all of this mankind can participate.

THE BENEFITS

It is perhaps worth a little look into the potential benefits in the next three decades. The requirements are that the low cost transportation offered by the shuttle provide the way for the high traffic load set up by the utilisation of solar power, the needs of space manufacturing and the welfare runs for the medical care of those in need.

In the beginning the Shuttle Transportation System will be employed in the simplest of its modes. That is, it will operate somewhat as a manned booster.

Permanent space construction systems will be required for the platforms supporting solar energy collectors. Units for *Spacelab* operations will need to be tended and in the early days the duration of the work programmes will mean an exchange of personnel about every 15 to 30 days.

Missions which are being anticipated now will involve flights of longer duration for those such as life science activities. Other missions such as those dealing with material processing will require the transport of raw materials to, and finished products from, the more permanent space plants.

The next phase will be the establishment of permanent stations (automatic and manned) which will need tending. From thence to the third phase which could see permanent geostationary structures of large size. The ability to go into and back from the space involved sets the seal on both utilisation and volume of traffic.

Self-sufficiency will progressively increase where closed ecological environments, will use space generated power and even space produced materials. It will be the era of winning the resources of the Moon and later the other sources of raw materials that will be available for the taking.

NEW TECHNIQUES IN OPERATIONS

During the last two decades the space operations have had a basic pattern. This is that the spacecraft are kept as

simple as possible to enable extreme reliability to be achieved.

The cost of the success of this policy was the requirement that the ground based equipment became extremely complicated in order that as many functions as possible remained earthbound. With the easy access to space these considerations can be reversed. The result is that the earth based equipment can be simplified by the introduction of large and complex satellites which can be regularly serviced and multiplied in numbers.

Large antennas of high gain with unlimited power available would reduce the size of earth based terminals and in the case of communications bring them to the size of the present television aerials for any telephone subscriber and indeed perhaps directly to the wrist telephone.

SPACE PROCESSING

High vacuum and the absence of gravity offer certain unique opportunities in manufacturing and processing. Already this has been established in space missions. The growing of crystals and the manufacture of special alloys have attracted the attention of a number of planners.

One example taken from the *Apollo/Soyuz* test mission showed that silicon ribbon could be manufactured in space economically. This has been investigated recently and it was discovered that there is a four to one advantage of the space produced ribbon over present earth based manufacturing methods.

In other fields there are pharmaceutical materials which would benefit from space production. One such is an enzyme, Urokinase, which dissolves blood clots. Its present cost is of the order of £350 per dose. Some 100,000 cases have resulted in death because of this. The cost of production in space would be within reasonable bounds. It was established that in space the zero gravity enabled the raw material for this process, kidney cells, to reach an extremely high yield over the normal method.

In other areas the production of powerful permanent magnets is superior to the process on earth. In the field of optics precision glasses can be raised to a high degree of purity.

PAYLOADS

It might be in order to show the comparisons of payloads for the present system and those possible with the shuttle system. The *Thor-Delta* systems can put a 2,000lb payload into orbit in an 8ft diameter unit. These can be placed in transfer orbits if required. The shuttle will take over from these single unit launches and put into orbit loads of 60,000lb up to 60ft in length and 15ft in diameter.

It is not difficult to extrapolate from there and the prospects for large stations are good. It would seem that the solution of survival may well lie in the control of the Earth from space.

THIS article describes the design and construction of an economical Frequency Counter/Timer unit which operates over the range 1Hz to 25MHz, giving readout on a 5 digit display, and using a crystal controlled oscillator for accurate timing. The instrument is primarily intended for use with digital circuitry, being capable of operating on positive voltage swings from 500mV to 25V. This Counter/Timer may be operated in one of four modes by selection on a single rotary switch:

- Position 1 measures frequency from 1kHz to 25MHz.
- Position 2 on the mode selector measures frequency from 1Hz to 99-999kHz.
- Position 3 simply counts the number of pulses occurring at the input.
- Position 4 measures time in increments of 1ms during the enable period signalled at the instrument's input.

When set to read frequency, the instrument will display the result for approximately six seconds before automatically resetting and remeasuring. When set to read time, or count pulses, the instrument will display the result until the manual reset is operated. An input invert switch is provided, which reverses the input state so that the unit can count positive or negative edges when operating in the count mode, or measure the period of either a high or low state when timing.

A d.c. coupled differential input amplifier i.c. is used at the system input, to allow voltage levels to be compared against a voltage offset. A knob is provided for this, which would be adjusted to the mid-point of the input signal voltage swing, so that the amplifier can detect the high and low states with maximum noise immunity.

The semiconductor family chosen for the counters is the standard 7400 series TTL, giving counting speed of typically 25MHz. Since these devices require a single supply of 5 volts, it was decided to use TTL for the control and display logic also, and employ 5V Minitron displays. This eliminated any voltage interface and multiple supply problems.

CIRCUIT DESCRIPTION

The operation of the Frequency Counter/Timer may be divided into three parts; (1) the input and display counter circuitry, (2) the control and reset circuitry, and (3), the 1MHz oscillator and timebase counter. See Figs. 1, 2 and 4.

The timebase counter (IC15-IC20) simply divides the waveform from the oscillator down to 1kHz and 1Hz, the output selected depending upon whether the instrument is required to measure megahertz or kilohertz. If the counter is required to measure on the higher frequency setting, the 1kHz clock is selected by S3a, so that the control circuitry enables the display counter (IC3-IC7) for a period of exactly 1ms. This "enable" command is routed via S3c. The number of pulses entering the input at SK1 during this period is accumulated in the display counter (via S3b), and subsequently displayed for approximately six seconds on the digital readout.

A frequency of say 5MHz, when counted for 1ms, will read 5,000 pulses. Because there are five display digits, and the decimal point is wired to appear after the second digit from the left, this figure will relate directly to megahertz, i.e. 05.000.


After the six second readout, the control circuitry will reset the display counter, so that the measuring cycle can be repeated.

When the unit is used to measure kilohertz, the 1Hz clock pulse is selected, so that the control circuitry enables the display counter for a period of one second. Hence, the readout will display the number of pulses counted over this period, which will relate directly to kilohertz.

When measuring time, the 1kHz clock waveform from the timebase counter is connected directly to the input of the display counter (S3b, position 4), while the input signal is routed via S3c to the display counter enable. Hence, the display counter will count in increments of 1ms for the period during which it is enabled by the input signal at SK1.

Frequency Counter/Timer

P. LEAH



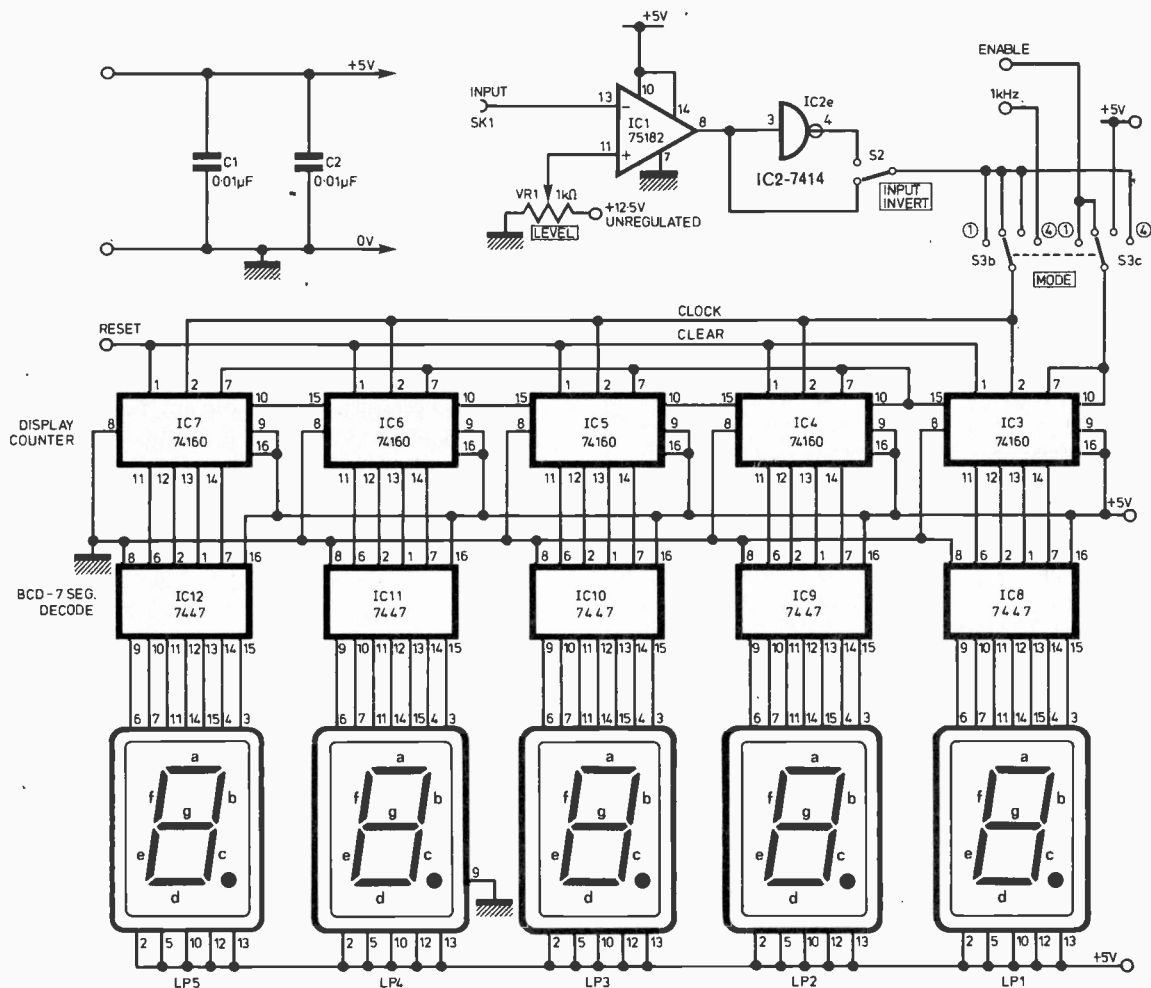


Fig. 1. Input and display circuits. Note that pin 8 of IC1 should go to pin 1 of inverter IC2f. Pin 2 of IC2f then feeds S2 and pin 3 of IC2e

When operating in the count mode, the display counter is connected directly to SK1, and the counter is permanently enabled by S3c (position 3) which is at +5 volts. The display counter will therefore indicate directly the number of pulses entering the instrument's input.

To summarise, the rotary switch positions are:

- (1) Frequency in MHz.
- (2) Frequency in kHz.
- (3) Count pulses.
- (4) Time in ms.

INPUT AND DISPLAY CIRCUITS

The input amplifier chosen was the differential input line receiver SN75182 (see Fig. 1), which has a TTL compatible output, and an input resistance of typically 5kΩ at the inverting terminal. The non-inverting input is taken to the wiper of VR1, which is connected between 0V and 12.5V unregulated. Adjustment of this control determines the voltage level about which the input waveform is measured.

The TTL output from this stage (IC1) is connected to inverter IC2e, so that either the inverted or non-inverted signal may be selected via S2.

The display dividers are synchronous decade counter i.c.s which are connected in "carry look-ahead" mode. The "clock" and "clear" lines are each common to all the i.c.s,

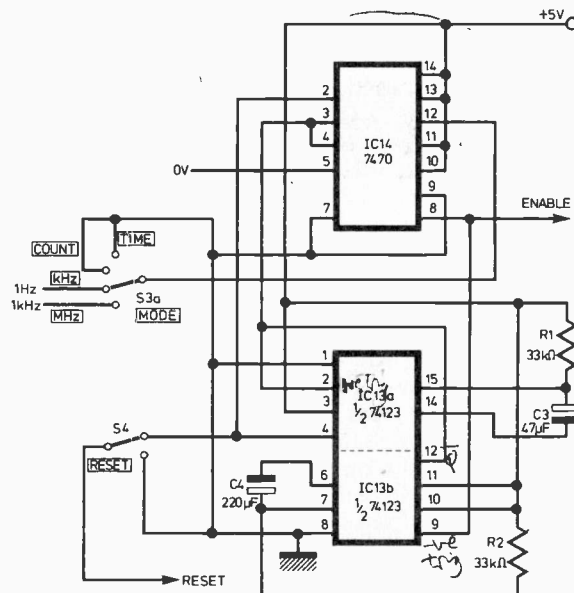


Fig. 2. Control and reset circuit. Pin 16 of IC13 is connected to +5v

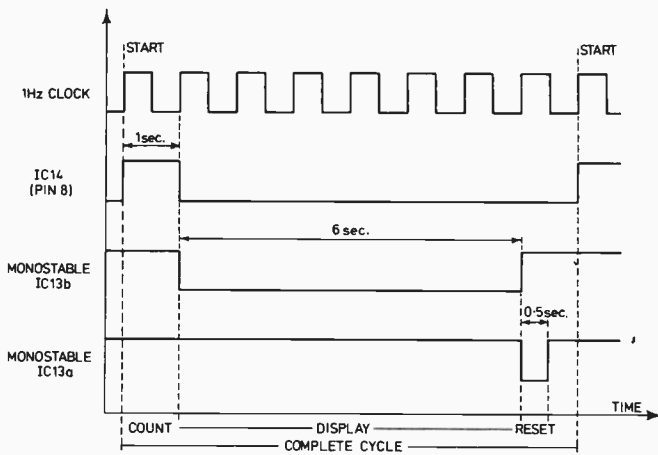


Fig. 3. Waveform timing diagram of control circuit with 1Hz clock selected

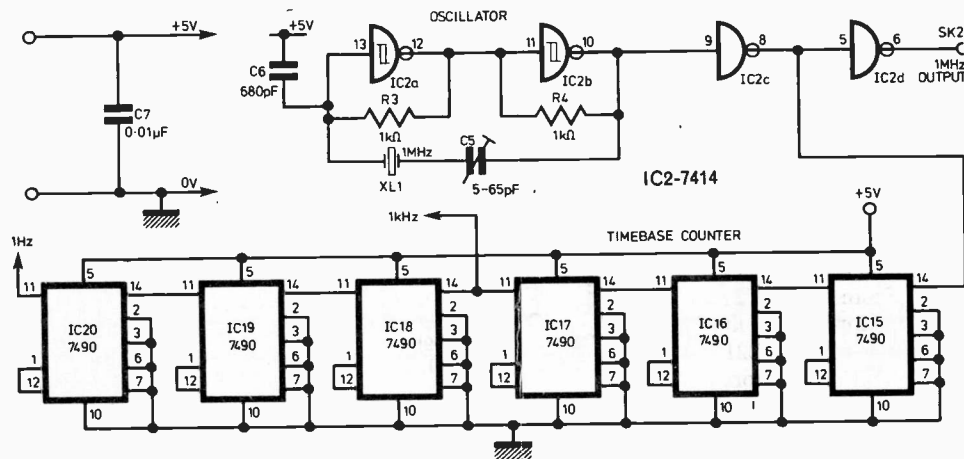


Fig. 4. Oscillator and timebase counter

while the "enable" control from S3c is only connected to the least significant digit in the chain (IC3). The CARRY output from this stage is wired common with the P ENABLE of the other stages, while the T ENABLE pins of the remaining stages are each connected to the RIPPLE-CARRY output of the preceding stage. Hence, each counter i.c. is only enabled for the clock pulse which actually clocks that particular i.c. The BCD outputs are connected directly to the BCD-seven segment decode/display drivers (IC8-IC12), which drive the Minitron displays LP1 to LP5.

CONTROL AND RESET CIRCUIT

The control and reset circuit is shown in Fig. 2, and consists of an edge triggered JK flip-flop (IC14), and the dual monostable IC13. When the system is operating in the frequency mode, either the 1 second or 1ms timing standard will be routed to the clock input of IC14, via switch S3a. Assuming both monostables are in their standby state, the J and K inputs will be at logical 1, which enables the flip-flop to toggle. At the first rising edge of the clock pulse, the Q output will change from logical 0 to logical 1, and hence enable the display counter. At the next rising edge of the clock waveform the flip-flop output will revert to its original state, and disable the display counter.

The falling edge of this "enable" pulse operates the monostable IC13b, which produces a negative going pulse from its Q output for a period of approximately 6 seconds. This

signal changes the J input of the flip-flop to logical 0 to inhibit further toggling, and ensure that the display counter remains disabled.

The rising edge of this monostable pulse operates the other monostable, IC13a, which sends a reset pulse of approximately 0.5 seconds duration to both the flip-flop, and the display counter.

After the returning edge of this pulse, the display counter and flip-flop are ready for the rising edge of the next clock pulse, so that the complete cycle may be repeated. A timing diagram is shown in Fig. 3.

This particular combination of JK flip-flop and monostable was chosen because it operates on edges rather than levels. This was necessary to eliminate any possibility of premature switching which could occur if the flip-flop was enabled while the clock input was still high. This protection comes from the fact that the i.c.s are activated only during a small voltage window, which is passed through by the clock signal on its positive excursion.

The monostable IC13b dictates the length of time the measured frequency is displayed for. This period of six seconds is determined by resistor R2 (33kΩ) and capacitor C4 (220μF). Should a variable display time be required, the 33kΩ resistor should be replaced by a 10kΩ resistor in series with a 30kΩ potentiometer. This would give a display time variation of 2 to 10 seconds.


The period of 0.5 seconds produced by the reset monostable, is determined by resistor R1 (33kΩ) and capacitor C3 (47μF).

When operating in the TIME and COUNT modes, a logical 0 state is applied to the CLOCK input of the flip-flop via switch S3a, which ensures that no toggling occurs, as this would fire the monostable and prematurely reset the display counter.

OSCILLATOR AND TIMEBASE CIRCUIT

Figure 4 shows the circuit diagram of the oscillator and timebase counter. The self-start oscillator comprises two cascaded Schmitt trigger NAND gates IC2a and IC2b, each operated in linear mode by connecting a 1kΩ resistor between output and input, with an overall feedback loop via the 1MHz quartz crystal. The 65pF trimmer capacitor (C5) is provided for fine adjustment of the crystal operating frequency, while the 680pF capacitor (C6) acts as a filter to ensure that only the fundamental frequency is generated.

Schmitt input gates were chosen to give a reasonably square waveform, while IC2c is simply used as a buffer for the oscillator output to drive the timebase counter. This



counter utilises a chain of ripple-through devices which divide the clock input by ten at each stage. It is unnecessary to use the more expensive and power consuming synchronous counters in this application, as only the time interval between successive rising edges is critical, and not the execution speed of the counter as a whole. The most significant bit of each decade counter i.c. is connected to the clock input of the following i.c. The PRESET and CLEAR inputs are held in their inoperative states (logical 0). An additional inverter (IC2d) is connected from the 1MHz frequency standard to a BNC socket (SK2) mounted on the front panel.

POWER SUPPLY

The total current taken by the Counter/Timer unit is approximately 800mA, and this can be provided by a mains 9-0-9V, 1A transformer. The output, when fullwave rectified by D1 and D2, and smoothed by C8, produces an unregulated line of just over 12.5 volts. From this, IC21 produces a stable 5 volt power supply. The complete circuit is shown in Fig. 5, and capacitor C9 is connected across IC21 output to prevent oscillation. Disc ceramic 0.01µF capacitors are located between +5V and 0V at various points along the supply line, which, because of their construction, have minimal inductance, and therefore efficiently shunt the fast spikes caused by TTL switching.

Many components used in this instrument may be found going spare in the average constructor's junk box, and indeed the prototype unit shown in the photographs used two parallel 5V ½A regulators instead of a single 1A device, because they were to hand.

CONSTRUCTION

The front and rear panels of the instrument case should be drilled as shown in Fig. 6. The display window can be cut using an Abrafile or nibbler. Once the front panel has been worked, a piece of display filter material can be glued over the display window.

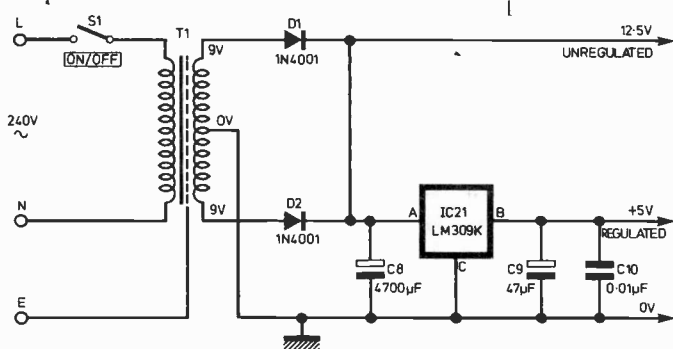


Fig. 5. Power supply circuit diagram. Capacitor C9 is mounted across the leads of IC21 on the back-plate

A different arrangement for SK1 and SK2 might be desired, in which case alternative drillings may be required. In the prototype these were BNC sockets, but since a mains powered instrument housed in a metal case must be earthed, it will follow that with this type of connector, the 0V of the system under test will be linked to mains earth when the test probe common clip is applied. This generally is of no consequence, but if the application envisaged by the constructor should render this undesirable, then pairs of 4mm terminals or sockets would be an alternative for SK1 and SK2.

COMPONENTS . . .

Resistors

- R1, R2 33kΩ ¼W carbon (2 off)
- R3, R4 1kΩ ¼W carbon (2 off)

Potentiometer

- VR1 1kΩ lin.

Capacitors

- C1, C2, C7, C10 0.01µF disc ceramic (4 off)
- C3 47µF 6.3V tant
- C4 220µF 10V elect
- C5 5-65pF trimmer (Maplin)
- C6 680pF
- C8 4,700µF/16V axial lead
- C9 47µF 6.3V tant

Semiconductors

- IC1 SN75182 or DM8820 (National)
- IC2 SN7414
- IC3-IC7 SN74160 (5 off)
- IC8-IC12 SN7447 (5 off)
- IC13 SN74123
- IC14 SN7470
- IC15-IC20 SN7490 (6 off)
- IC21 LM309K
- D1, D2 1N4001 (2 off)

Miscellaneous

- LP1-LP5 Minitron type 3015F/BM15 (5 off)
- S1 Sub-min mains switch (Arrow CTS3 or similar)
- S2 Sub-min c/o toggle (Arrow CTS3 or similar)
- S3 3P 4W rotary switch (Doram type)
- S4 Min push-button c/o (Doram 337 942)
- T1 Transformer 9-0-9V 1A
- XL1 1MHz crystal
- SK1, SK2 Square BNC sockets (50Ω), or 2 pairs of 4mm sockets

Instrument case: 204 × 76 × 152mm.

Ribbon cable

Knobs (2 off)

Grommet for mains lead

Nuts and bolts (6BA and 4BA)

Stick-on feet (4 off)

Three core mains lead, and plug

Wire, plugs, and clips for test probes

Display filter

Main p.c.b.

Display p.c.b.

Letter transfers and spray lacquer

CONSTRUCTOR'S NOTE

The SN75182 differential amplifier (IC1) is not commonly available, but can be obtained from: **Technomatic Ltd, 54 Sandhurst Road, London, NW9 9LR.**

The Minitron 3015F/BM15 displays are also available from **Technomatic, and Electrovalue Ltd.**

It is advisable to use a *metal* case for the counter unit, but beyond this the choice is not critical. The prototype utilised the **Doram** box type 3 (code 509-901), with removable front and rear panels only. Another suitable box, perhaps more convenient for wiring, is the **Maplin** model 121 with removable top, but a little less robust. Both cabinets are in the region of £5.00.

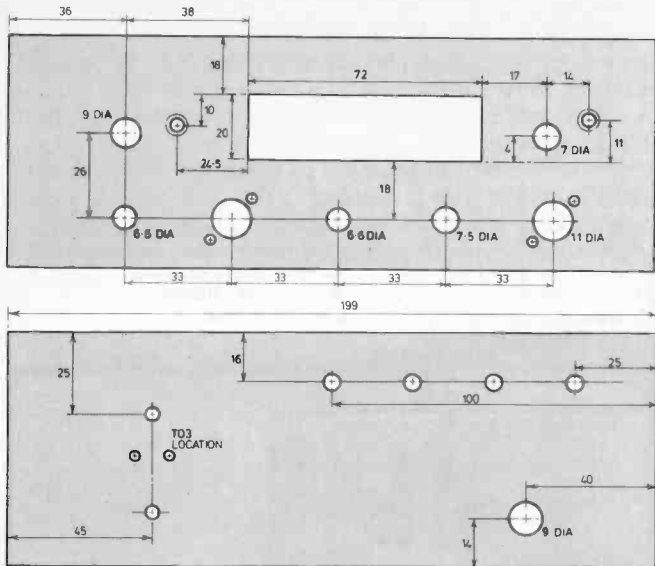


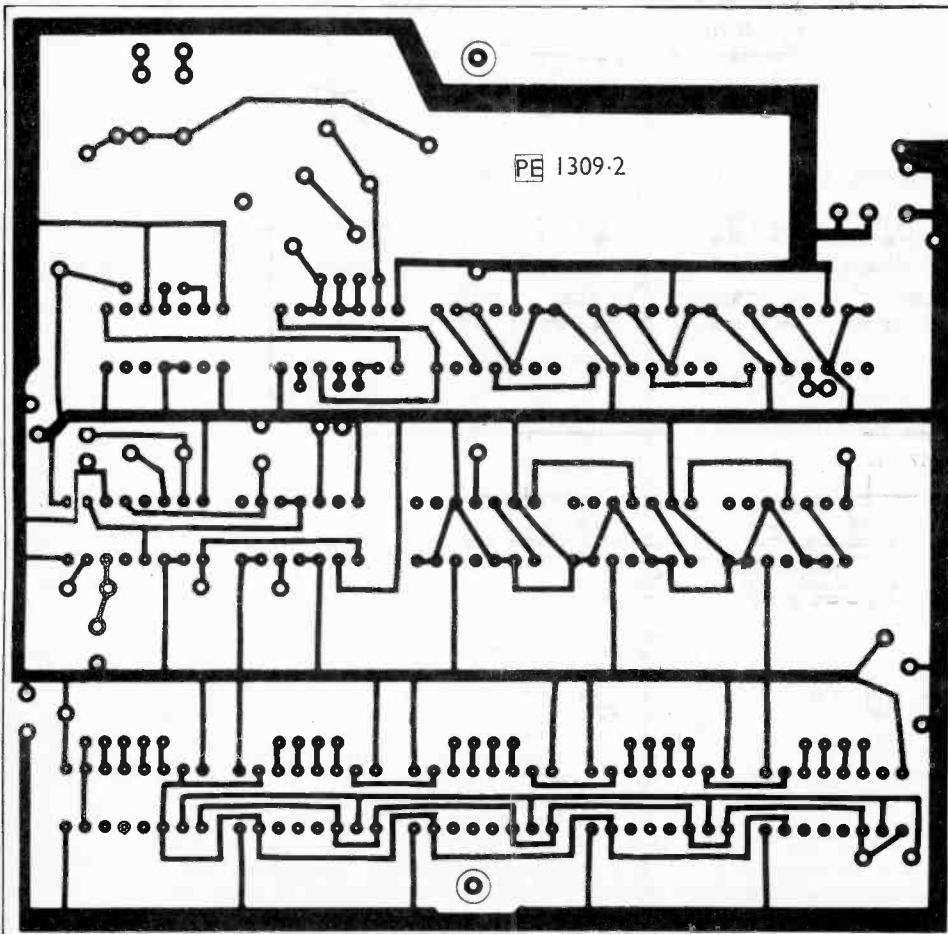


Fig. 6. Cutting details of front and rear panels. Hole sizes are correct only for the particular types of switches and sockets recommended in the components list. Both views are external to the box

If larger switches are used, or a different box layout, care should be taken to ensure that the front panel mounted components are located clear of the box flanges against which the front panel rests.

Fig. 7. Main p.c.b. and display p.c.b. (full size)



The back-plate diagram of Fig. 6 shows a few ventilation holes, and these will be made more effective if a few more are drilled through the base of the box. An easy method of marking out the holes for the regulator, which utilises the back-plate as a heat sink, is to lay a TO3 mica washer in the correct position and mark through its holes.

The transformer rating is common, and therefore the constructor may find his own source for this component. Differing physical dimensions will result, and so the best way to arrange the inside of the box, is to position the transformer and blank p.c.b. into suitable locations and mark the fixing points through the holes.

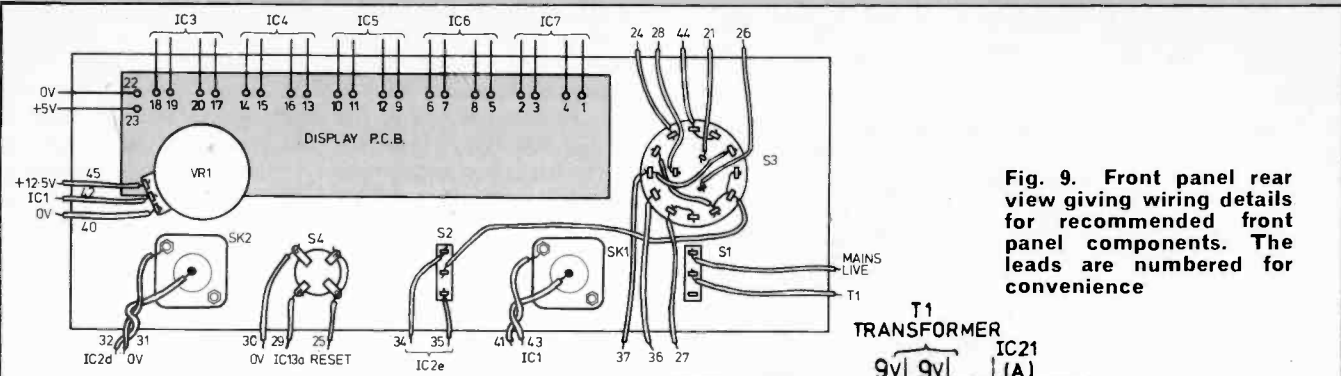


Fig. 9. Front panel rear view giving wiring details for recommended front panel components. The leads are numbered for convenience

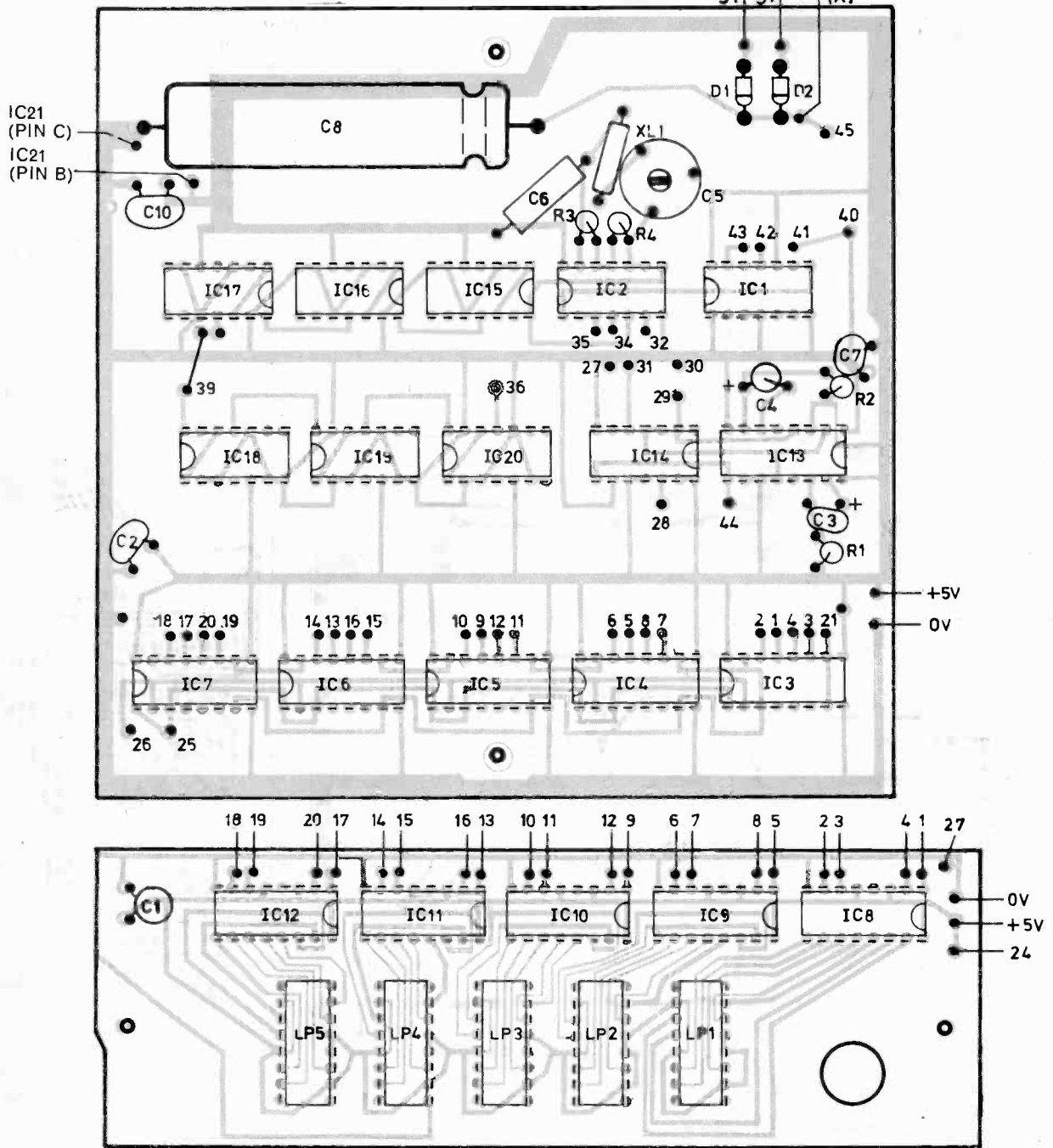



Fig. 8. Layouts for main and display p.c.b.s. Pin 3 of IC3, and other inactive inputs have been used as printed circuit routes, and have no electrical significance. The d.p. is used to orientate the Minitrons



The earth wire of the mains input lead should be connected directly to a solder tag beneath one of the transformer mounting nuts. If the transformer chosen has a screen, then this should also be wired to the solder tag.

Two printed circuit boards are needed, see Fig. 7. The component layouts are shown in Fig. 8.

The display p.c.b. contains the numerical indicators and decode/driver i.c.s, and is mounted on spacers against the front panel. The main p.c.b. contains the remainder of the electronics, and is housed in the base of the cabinet, also on spacers.

Care must be taken when assembling the main p.c.b. to correctly orientate the i.c.s, as some are facing in opposite directions.

A look at Fig. 9 will reveal that the interconnecting wire locations on the front panel are numbered to correspond with those on the p.c.b.s, and for neatness, ribbon cable has been used where possible. A three-conductor ribbon should be used to wire up switch S2 (wires 33, 34 and 35), whereby the centre core (wire 33) is earthed at the p.c.b. end only. Although unconnected at the front panel, this acts as a screen between the outer two conductors. The input and output sockets can be wired with twisted pair cables, irrespective of the type of connector used.

The front panel is labelled using dry letter transfers, which is then spray coated with transparent lacquer for protection. This is probably best done *before* the switches are mounted in position.

CALIBRATION

The only calibration required is the fine adjustment of the trimmer capacitor C5 in the crystal oscillator. This is most easily accomplished by using the Counter/Timer unit to measure a known frequency, whilst adjusting the trimmer to obtain the correct reading.

Most frequency standards use a crystal as their timing source, and the use of these will therefore result in calibration no better than that of the crystal against which the instrument is being compared.

By far the most superior method of calibrating the device is to use the 200kHz carrier frequency of BBC Radio 2, which has an accuracy of 1 in 10^{11} . A simple radio receiver

tuned to this station would provide a source, whereby the Counter/Timer unit would be operated in the frequency mode, set to the kHz range. The trimmer capacitor would then be set to give a display of all zeros. It should be noted that this range setting of the instrument is too low to read the full 200kHz. However, since you would not be setting up the basic frequency, but only trimming it, the remaining digits will serve the purpose.

ACCURACY

Once calibrated, the accuracy of the counter will depend on the stability of the crystal, which varies with temperature and age. The oscillator circuit varies with supply voltage also, because the inverters are operated in a linear mode. This supply variation is approximately 10p.p.m./volt. The crystal variation with temperature is approximately 1p.p.m./°C, and hence the overall accuracy of the crystal oscillator over a 0.5V supply variation, accompanying a 20 degree C temperature change would be 25p.p.m., which is 25Hz.

The crystal will further vary by up to 3p.p.m. in the first year of operation, due to ageing; and by an additional 1p.p.m. for each subsequent year.

In any case, the counter will only be accurate to ± 1 unit of the least significant digit displayed. This is because the display counter i.c.s are edge triggered, and count the number of rising edges in a given period of time. Depending upon the incidental phase relationship between the timing standard and the input waveform, one edge may or may not be included.

TESTING

As the unit uses TTL almost exclusively, testing only for logical 0 or 1 is necessary. The low state should be typically 0.2V (0.4V max.), and the high state should be typically 3.5V (2.4V min.).

Initially, ensure that a supply of between 4.75V and 5.25V of *correct polarity* is available from the regulator, and applied to the system. The crude input to the regulator i.c. should be in the region of 12.5 volts, but at the very least 7.5 volts if the regulator is to work correctly.

To check that the oscillator and timebase counter is operating, pin 11 of each decade counter i.c. (IC15-IC20) should be monitored with an oscilloscope. This output of each i.c. should reveal an even mark-space ratio, finishing with IC20, where the period will be 1 second exactly, which may be detected with an ordinary multimeter.

If the display counter is suspected of malfunction, it can be checked out by switching S2 to the COUNT position, and applying 1 second pulses to the input at SK1. These pulses are of course available from pin 11 of IC20. The display should begin counting up in seconds, and if this is not so, then the BCD outputs of IC3 to IC7 (pins 11, 12, 13 and 14) should be examined in turn, using a meter. If these outputs are not active, then check that the 1Hz signal reaches the clock line to these i.c.s. Do not forget to adjust VR1 during this test, and if the signal appears at pin 8 of IC1, but not the clock line of the display counter, then there is probably a wiring error.

The control circuit can be tested by operating the instrument in the frequency mode, and monitoring the Q output (pin 8) of IC14 with a 'scope, looking for 1ms or 1s duration pulses occurring at 6 second intervals. Alternatively, monitoring the \bar{Q} output (pin 12) of IC13b with a meter should show a positive going pulse of 1s duration occurring every 6 seconds, when S3 is set to the kHz frequency setting. ★

SWITCH TRIGGER MATS

So thin is undetectable under carpet but will switch on with slightest pressure. For burglar alarms, shop doors, etc. 24in x 18in £2.33. Post and VAT 60p. 13in x 10in £1.85. Post and VAT 50p.



CONTROL DRILL SPEEDS

DRILL CONTROLLER

Electrically changes speed from approximately 10 revs to maximum. Full power at all speeds by finger-tip control. Kit includes all parts, case, everything and full instructions. £3.45 including post and VAT. Made up model £1 extra.

MAINS TRANSISTOR PACK

Designed to operate transistor sets and amplifiers. Adjustable output 6V, 9V, 12V for up to 500mA (class D working). Takes the place of any of the following batteries: PP1, PP3, PP4, PP6, PP7, PP9 and others. Kit comprises: main transformer rectifier, smoothing and load resistor condensers and instructions. Reat snip at only £1.50. VAT and postage 50p.

SOUND TO LIGHT UNIT

Add colour or white light to your amplifier. Will operate 1, 2 or 3 lamps (maximum 450W). Unit in box all ready to work. £7.95 plus 95p VAT and postage.



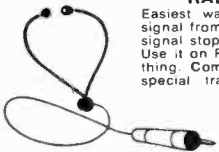
MICRO SWITCH BARGAINS

Rated at 5 amps 250V. Ideal to make a switch panel for a calculator and for dozens of other applications. Parcel of 10 for £1, VAT and post paid.



RADIO STETHOSCOPE

Easiest way to fault find, traces, signal from aerial to speaker, when signal stops you've found the fault. Use it on Radio, TV, amplifier, anything. Complete kit comprises two special transistors and all parts including probe tube and crystal earpiece. £2.95, twin stetho-set instead of earpiece. £1 VAT and postage incl.



MULTISPEED MOTORS

Six speeds are available 500, 850 and 1,100 r.p.m. and 7,000, 9,000 and 11,000 r.p.m. Shaft is 1/8 in diameter and approximately 1 1/4 in long. 230/240V. Its speed may be further controlled with the use of our Thyristor controller. Very powerful and useful motor. Price £2 including post and VAT.



MAINS RELAYS

With triple 10 amp changeover contacts—operating coil wound for 230V a.c. chassis mounting, one screw fixing, ex unused equipment 60p each. 10 for £5 post and VAT paid.




TELESCOPIC AERIALS

for portable car radio or transmitter. Chrome plated—six sections, extends from 7 1/2 to 47 1/2 in. £1.50 post and VAT. K LED MODEL FOR F.M. 80p + 17p post and VAT.



EXTRACTOR FAN

Cleans the air at the rate of 10,000 cubic feet per hour. Suitable for kitchens, bathrooms, factories, changing rooms, etc. It's so quiet it can hardly be heard. Compact, 5 1/2 in casing comprises motor, fan blades sheet-steel casing, pull switch, mains connector and fixing brackets. £5.25 including post and VAT. Monthly list available free, send long stamped envelope.



BLACK LIGHT

As used in discos and stage effects etc.—virtually no white light appears until rays impinge on white collars and cuffs etc.—we offer mains B.L. lamps, 175 watts plugs into any lamp holder requires no choke or control gear price £7 + 95p post and VAT or for glamorising rock specimens, looking for watermarks etc., a 9in 6 watt tube with starter, choke lamp holds, etc. all for £4.50 post and VAT paid.

NEED A SPECIAL SWITCH

Double lead contact. Very slight pressure, closes both contacts 12p each. Plastic push-rod supplied for operating, 10p each. 10 for 68p.



HUMIDITY SWITCH

American made by Ranco, their type No. J11. The action of this device depends upon the dampness causing a membrane to stretch and trigger a sensitive microswitch adjustable by a screw, quite sensitive—breathing on it for instance will switch it on. Micro 3 amp at 250V a.c. Overall size of the device approx. 3 1/2 in long 1 1/2 in wide and 1 1/2 in deep. 65p.



PP3/PP9 REPLACEMENT MAINS UNIT

Japanese made in plastic container with leads size 2in x 1 1/2 in x 1 1/2 in, this is ideal to power a calculator or radio. It has a full wave rectified and smoothed output of 9V suitable for loading of up to 100mA. £2.53.



MULLARD UNILEX

A mains operated 4 + 4 stereo system. Rated one of the finest performers in the stereo field, this would make a wonderful gift for almost any one in easy-to-assemble modular form and complete with a pair of Goodmans speakers this should sell at about £30—but due to a special bulk buy and as an incentive for you to buy this month we offer the system complete at only £14 including VAT and postage.



SHORTWAVE CRYSTAL SET

Although this uses no battery it gives really amazing results. You will receive an amazing assortment of stations over the 19, 25, 29, 31 metre bands. Kit contains chassis, front panel and all the parts £1.90—crystal earphone 55p including VAT and postage.



DISTRIBUTION PANELS

Just what you need for work bench or lab. 4 x 13 amp sockets in metal box to take standard 13 amp fused plugs and on/off switch with neon warning light. Supplied complete with 6 feet of flex cable. Wired up ready to work. £2.75, VAT and postage 85p.



25A ELECTRIC PROGRAMMER

Learn in your sleep. Have radio playing and kettle boiling as you wake—switch on lights to ward off intruders—have a warm house to come home to. All these and many other things you can do if you invest in an electrical programmer. Clock by famous maker with 15 amp on/off switch. Switch-on time can be set anywhere to stay on up to 6 hours. Independent 60 minute memory jogger. A beautiful unit. Price £2.95. VAT and postage 60p, or with glass front, chrome bezel, £1.50 extra.



WINDSCREEN WIPER CONTROL

Vary speed of your wiper to suit conditions. All parts and instructions to make. £3.75 post and VAT paid.




THIS MONTH'S SNIP

Breakdown Parcel—four unused, made for computer units containing most useful components and these computers unlike those from most computer panels, have wire end and of usable length. The transistors for instance have leads over 1in long—the diodes have 3in leads.

List of the major components is as follows: 17 assorted transistors, 38 assorted diodes, 60 assorted resistors and condensers, 4 gold plated plugs in units which can serve as multipin plugs or as hook up boards for experimental or quickly changed circuits (note we can supply the socket boards which were made to receive these units). The price of this lot in its parcel is £1 including VAT and post (considerably less than value of the transistor or diodes alone). DON'T MISS THIS SPLENDID OFFER.

MOTORISED DISCO SWITCH

With six 10 amp changeover switches. Multi adjustable switches are rated at 10 amp each so a total of 200W can be controlled and this would provide a magnificent display. For mains operating £4.25 post and VAT paid. Ditto 9 switch £4.95 post and VAT paid. Ditto but 12 switch £5.75 post and VAT paid.



8 POWERFUL BATTERY MOTORS

For models, Meccano's, drills, remote control planes, boats, etc. £2.



ROTARY PUMP

Self priming, portable, fits drill or electric motor, pumps up to 200 gallons per hour depending upon revs. Virtually uncorrodable, use to suck water, oil, petrol, fertilizer, chemicals, anything liquid. Host connectors each end. £2 post paid.



MERCURY BATTERIES

Bank of 7 Mercury cells type 825 which are approx. 1/2 in diameter by 1 1/2 in thick in plastic tube giving a total of 10.7V. Being in a plastic tube it is very easy to break up the battery into separate cells and use these for radio control and similar equipment. Carton of 25 batteries £1.60.



MICRO AMPLIFIER

Ex behind the ear deaf aids, complete with volume control £2.16.



TERMS: Cash with order—under £6 must add 50p to offset packing etc. BULK ENQUIRIES INVITED. Tel. 01-688 1833.

J. BULL (ELECTRICAL) LTD
(Dept. PE), 103 TAMWORTH RD.
CROYDON CR9 1SG

IT'S FREE

Our monthly Advance Advertising Bargains List gives details of bargains arriving just as they arrive—our bargains which sell out before our advertisement can appear—it's an interesting list and it's free—just send S.A.E. Below are a few of the Bargains still available from previous lines.

Digital Thumbwheel Switch. Black face flush panel mounting, face size approx. 3 1/2 in x 1 1/2 in. White digits 10 positions 0-9. These can be stacked edgewise to any quantity. The right hand and left hand ends have projections for 6BA fixing to the panel. Price left-hand and right-hand end switches £1.50 each + 12p. Intermediate switches £1.25 + 10p.

Mains Transformer upright mounting with top tagboard primary 0-115, 210, 240, two secondaries 115 volts 5mA, and 8.5 volt 1.25A. Note this transformer is ex-novo equipment. Price £2 + 18p. Post 30p + 2p.

Mains Transformer primary 0-110, 127, 150, 180, 220. Secondaries (1) 0, 15-0-3, 15 (2) 2-5V, (3) 0-220V. Fitted primary screen. This is a 30W transformer, ex equipment £2.50 + 20p. Post 40p + 3p.

Ferric Chloride Crystals, for etching copper, making printed circuit boards, etc. Special purchase enables us to offer this in 1lb bags at 50p + 4p. Post 20p + 2p.

Reed Relay with double wound coil 12 volts one coil will close the reed switch, 12 volts on the other coil will open the contact or still further close it depending upon whether the current is opposing or assisting. Price £1.50 + 12p. Post 20p + 2p.

Relay, Clare Elliott 670 ohm. Coil sealed in metal can size approx. 1 1/2 in by 1 1/2 in x 1 1/2 in two pairs of changeover contacts. This type of relay is mounted by its own leads. £1 + 8p.

Desk Instrument Case with sloping front, overall size of sloping front is 4in wide and 6in long. Mounted on a heavy base for stability, base size is 4in x 4in with flex lock. The heavy base is easily removed if not required. The average depth below sloping panel 3in approx. Price £1.50 + 12p. Post 50p + 4p. Note the sloping front will be supplied with each of these cases but this already has quite a lot of holes in it. However, it is a simple matter to cut and bend new aluminium front if you use the case as a pattern.

Rigonda 6in Mains Battery TV's for spares, these are less tubes and less knobs and will have one or two other parts missing but in the main are complete and worth having if you have one of these televisions or if you do repairs to them. Price £3.50 + 44p. Post £1 + 12p.

Remember 7029. We are rapidly running out of this and if you have not put any into stock then this could well be your last chance. The price for 100 metre coil £9.50 + 76p. Carriage £2.50 + 20p.

Engine Revolution Counter. This is ex-Air Ministry item, beautifully made. As a revolution counter it is driven by a flexible shaft and having a permanent magnet field the voltage output would be dependent upon the speed. Of course it will also run as a low rev. counter and its speed will be dependent upon the applied voltage. This is dustproof and almost waterproof so it will still run in adverse conditions. One point however, is there are no brushes fitted to these motors, these are special and as yet we have not been able to find a supplier, so you will buy without brushes. The Air Ministry ref. number of the motor is 6A7A2. We would like to hear from any customer who met this during his service career and who knows of a possible source of brushes. Price £2 + 16p. Post 40p + 4p.

Nicad Battery Charger in neat plastic case size 4 1/2 in x 3 1/2 in x 2 1/2 in approx. with mains input lead and charging output lead terminated with din plug. This is a dual output charger but contains useful mains transformer which makes it easily adaptable for many voltage cells. If not wanted as a charger could very easily be rebuilt as a power unit for receiver or other device. The plastic case has a neon indicator. Price £2.50 + 20p. Post 40p + 4p.

7 Digital Counter. Another special purchase enables us to offer this mains-operated counter for only about a quarter of its proper price. It works off 240V 50Hz mains and requires no step down. There is only one motor about this—it counts in even numbers only 2, 4, 6, 8, 10, etc. If you want to count single you must divide the final figure by 2. Price 50p + 4p. Post 10p + 1p.

Garrard 4 Pole Motor, probably made for record player or tape recorder, this is 140V 40-60 cycle. We do not know the Garrard ref. no. but the figure 12 is pressed on the bottom bearing cover. Price £2 + 25p. Post 30p + 4p.

Simmerstat by Sunvic for 2500 watts Sunvic ref. 230707/10776. This is a larger than usual simmerstat dimensions approx. 2 1/2 in square by 2 1/2 in deep. Price £1.50 + 12p. Post 20p + 2p.

Smiths Time and Set Switch. 15 amp normal mains operated device intended for use with cookers, etc. which could be set to be switched on up to 14 hours in advance and for and up to one period of 4 hours. A very neat glass front instrument with centre control knob size approximately 4 1/2 in x 3 1/2 in x 2 in deep. The Smiths ref. No. CS7400. One obvious use is for switching on your heating an hour or so before you come home so you can come home to a warm house. Price £2.50 + 20p. Post 30p + 3p.

Flash Ernie is the name we have given to our latest disco light display because it is a random flasher and is very effective especially with coloured bulbs. Kit consists of motorised stud switch, master control switch, anti spark caps, 9 lamp holders, connecting wire and wiring diagram. Price £5 + 40p. Post 60p + 6p.

Car Cassette Power Kit. This has a stabilised output of 6V, 9V or 12V—this kit consists of resistors—zener, diode and all resistors and condensers, case, and price is only £2.60 including post and VAT.

Burglar Alarm—The heart of many of these is an infra red beam operated switch—and we offer a bit to make this switch complete with relay from latching and sounding alarm bell—this can also be used for door opening—counting light or dark—switching gear—consists of photo cell—relay, all resistors and condensers and constructional data only £2.25 including post and VAT.

Emergency Light. Works from mains but automatically switches to battery should mains fail—with this your place never will be in darkness—uses PP9 battery (not supplied) otherwise complete kit with data £3.50 including post and VAT. Wall or ceiling mounting case £1.50 extra.

Stereo Gram Cabinets. Long low, modern look veneered cabinet size approximately 4ft 2in by 15ft 5in. Probable cost to make today over £20. We have a few of these, they are slightly second, at prices ranging from £5 each, depending on condition—sorry but these are for callers only.

BEFORE YOU BUY AN AMPLIFIER MODULE—CHECK:

DOES IT HAVE

- ★ 30A power transistors
- ★ 2-year guarantee
- ★ 3A drivers (100W unit)
- ★ Integral output capacitor

Then compare with the Tamba range—excellent value—25, 50 and 100W R.M.S

TAM1000 100W 4 ohms 65V	£9.80
TAM500 50W 4 ohms 45V	£7.50
TAM250 25W 8 ohms 45V	£5.75


POWER SUPPLIES

For 1 or 2 TAM250/500	£7.50
For 1 or 2 TAM1000	£9.80

(Carriage 50p on supplies)

- Suits loads 4–16 ohms
- 20–20,000 Hz \pm 1dB
- Silicon circuitry throughout
- Glass fibre P.C.B.
- High sensitivity (100mV 10k)

High grade components used throughout: Texas, Mullard, R.C.A., Plessey, etc.



- Low distortion (0.1%)
- Low profile (1in high 3½in x 3in)
- 75% efficient
- Accepts most mixer/pre-amplifiers
- Four simple connections

NEW

ALL PURPOSE MIXER/PRE-AMP.

(with 60mm slider volume)

- Suitable for multiple input systems
- High and low impedance inputs
- High sensitivity
- Built-in supply smoothing
- 20–20,000 Hz \pm 1dB
- –80dB noise level
- Accepts a wide variety of inputs
- Wide range bass and treble controls

Use up to 10 PRE-AMPS with 1 power supply

Printed circuit board assembly with treble and bass controls plus slider volume control

£6.50

You may order as follows: C.W.O. (crossed cheques, P.O.s, M.O.s etc)—C.O.D. (60p extra). We accept Access and Barclaycard—send or telephone your number—do not send your card. Add VAT at 8% to orders for 50 and 100W systems and at 12½% for 25W systems.

Hours, 9.30 a.m.–5 p.m.
Monday — Saturday.
Callers welcome. Tel.
(01) 684 0098

TAMBA ELECTRONICS

Bensham Manor Road Passage, Bensham Manor Road, Thornton Heath, Surrey.

Careers and Hobbies in Electronics.

Enrol in the BNR & E School and you'll have an entertaining and fascinating hobby. Stick with it and the opportunities and the big money await you, if qualified, in every field of Electronics today. We offer the finest home study training for all subjects in radio, television, etc., especially for the CITY AND GUILDS EXAMS (Technicians' Certificates); the Grad. Brit. I.E.R. Exam; the RADIO AMATEUR'S LICENCE; P.M.G. Certificates; the R.T.E.B. Servicing Certificates; etc. Also courses in Television; Transistors; Radar; Computers; Servo-mechanisms; Mathematics and Practical Transistor Radio course with equipment. We have OVER 20 YEARS' experience in teaching radio subjects and an unbroken record of exam successes. We are the only privately run British home study College specialising in electronics subjects only. Fullest details will be gladly sent without any obligation.



Become a Radio Amateur.

Learn how to become a radio-amateur in contact with the whole world. We give skilled preparation for the G.P.O. licence.

FREE! Brochure without obligation to: PEL 97
BRITISH NATIONAL RADIO & ELECTRONICS SCHOOL,
 P.O. BOX 156, JERSEY, CHANNEL ISLANDS.

NAME _____
 ADDRESS _____

BLOCK CAPS PLEASE

Semiconductor UPDATE...

FEATURING : 57109 TMS9940 SCL5421L

R. W. Coles

CRUNCHER

If you own a scientific calculator you will be quite used to carrying out sophisticated arithmetic in floating point or scientific notation, with functions like square roots and sines only a key press away. By comparison, a microprocessor chip is in the abacus league, usually boasting only binary or BCD addition and subtraction as direct operations, with even those restricted in precision to the MPU chip word length.

The magic ingredient required to turn a microprocessor into a calculator is, of course, software. If you write long enough programs you can generate any mathematical function and calculate to any desired precision with even the most humble MPU chip, but those programs will cost you dearly in time, and putting them together can be complicated.

Of course, you may be able to get hold of software that someone else has written, but the chances are it won't suit your system without being rewritten to some extent. Calculator chips are nothing more than MPU chips with the necessary software and interface hardware built in, so wouldn't it be nice if you could use a calculator chip as a peripheral chip in your MPU system to do all the tricky maths as and when required?

Up to now, calculator chips have been very difficult to interface to microprocessors because their inputs and outputs have been geared to keyboard switches and multiplexed displays respectively, but now National have done the obvious and modified a calculator chip to accept direct interface to an MPU. The new chip, coded **57109** but affectionately referred to as the "Number Crunching Unit" handles floating point and scientific notation, trigonometric and logarithmic functions, square roots, coordinate conversion, and memory operations, and is commanded to carry out these operations by means of six-bit binary codes delivered from the microprocessor.

The 57109 doesn't actually need a microprocessor to operate; it can work in isolation with only a few external

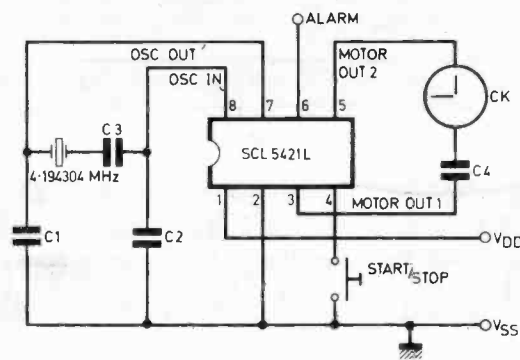


Fig. 1. Simple clock application for the SCL5421L

logic chips and ROM based program, but for my money the possibility of direct MPU interface is its star quality!

SHOWDOWN

According to Texas Instruments, the demise of the eight-bit microprocessor is imminent. If that news comes as a bit of a shock, let me hasten to add that most other microprocessor manufacturers would vehemently deny it, and there *does* seem to be an element of line shooting in the announcement.

True to the traditions of the lone-star state, Texas' boast that their *big 9900* microprocessor family is going to drive all the skinny eight-bit chips right out of town, western style. It's certainly true that they've got a formidable posse together to do the job, take the **TMS 9940** for example... The 9940 is a complete 16-bit NMOS microcomputer-on-a-chip, which includes 128 bytes of RAM, 2 kilobytes of ROM, 32 general purpose input output lines, 5MHz clock, hardware multiply and divide, and a timer/counter!

If I was you, I would tell *your* pet micro to make sure its interrupt is well oiled, because these Texans will soon ride into town, tall in the socket, and the bytes are going to flow thick and fast.

Don't worry too much though, if you feel that small is beautiful (like me!), the

Texas mob are *too* big for many jobs, and that will make them uneconomic for the bulk of eight-bit applications. As far as I am concerned, the magnificent eight rides again!

HANDY CHIP

If you are going a bit boss-eyed peering at those funny square numbers on that "bang-up-to-the-minute", "miracle of modern electronics", digital clock, and even the novelty of accuracy to within a few seconds a month has stopped compensating for the inconvenience of wearing pebble-lens spectacles, what you need is a clock with *hands*. No, no, don't worry, you can still have the accuracy to which you are accustomed and tell your friends about the quartz crystal and 50,000 transistors that make it "tick".

Available from Ritro Electronics, is a neat CMOS chip in an 8 pin mini-DIP which contains an oscillator, a 23 stage binary divider and two push-pull output transistors to drive a stepper motor at 0.5Hz. Coded **SCL 5421L**, the chip requires a 4-194304MHz crystal and has facilities for time setting and a tone output for use with an alarm circuit.

Operation is possible with supplies down to 1.15 volts, making it possible to put together a capable clock with easy-read hands running from a single dry cell!

ACTIVE 'SCOPE PROBE

A versatile accessory for your oscilloscope or frequency counter, presenting minimum loading to the circuit under test

By B. SAVAGE

THE main tool of the serious experimenter and circuit designer, after the multimeter, is the wide-band oscilloscope. In order to use this aid to gain insight into the behaviour of signals in electronic circuits, connection must be made to the circuit under investigation—and made in such a way that no alteration in performance results. This connection is normally made through a length of coaxial cable, the outer sheath being at earth potential to protect the inner conductor, which carries the signal, from the pickup of stray radiation—especially mains hum.

THE CAPACITANCE PROBLEM

The bandwidth of all amplifiers, except the tuned variety, is restricted at both high and low frequencies by the presence of capacitors, whether these are actual components or the phantom capacitances of transistor junctions. Low frequency performance is restricted by the *series* capacitors through which the signal must pass, and the high frequency performance by the *shunt* capacitors which tend to bypass the signal to ground.

A reasonable length of coaxial cable might have a capacitance of 100pF, to which must be added the normal input capacitance of the oscilloscope, typically 25pF across a resistance of 1 megohm. At audio frequencies this capacitance is unimportant, but at radio frequencies most of the signal would be lost in the cable. At 40MHz, 125pF has an impedance of only 32 ohms. It would not be practical to investigate the performance of a tuned circuit, because the resonant frequency would be altered by the extra capacitance added across it. If pulse circuits were the subject of enquiry, the user would have to remember that the pulse rise-time as displayed on the screen of the oscilloscope was lengthened by the time taken by the signal to charge and discharge the cable capacitance.

PASSIVE PROBES

One solution to the problem is the passive probe, which attenuates the signal by means of a series resistance with a small capacitor connected across it (Fig. 1). The probe acts as both a voltage and a capacitance divider—the input capacitance is reduced in the same ratio as the signal is attenuated. In this way, a divide-by-ten probe used with the cable and oscilloscope described above would reduce the 125pF to 12.5pF.

The passive probe reduces the amplitude of the signal, and in achieving a really low input capacitance the consequent attenuation could leave too small a signal to be observed.

There is another difficulty with passive probes. All cables are transmission lines when high frequencies and fast pulses are being considered, and all transmission lines have a characteristic impedance. In the passive probe, each end of the transmission line is connected to what looks like an open

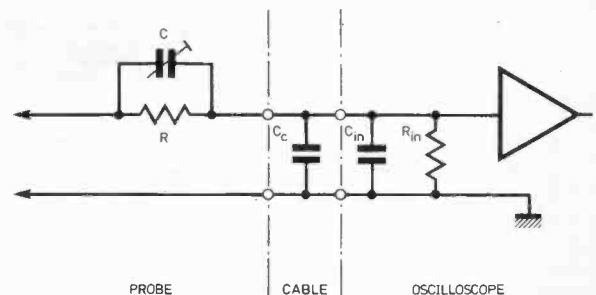



Fig. 1. A simple passive high-impedance probe, providing voltage and capacitance division



TUAC

TRANSISTOR UNIVERSAL AMPLIFICATION CO. LTD.
PHONE 01-672 3137/672 9080
MANUFACTURERS OF QUALITY AMPLIFICATION AND LIGHTING
CONTROL SYSTEMS

PRICES INCLUDE VAT. P & P FREE
correct at 1/7/77
TO ORDER BY POST

Make cheques/P.O.s payable to TUAC LTD. (PE 37) or quote
Access/Barclaycard No. and post to TUAC LTD. (PE 37) 119
Charlton Road, London SW17 9AB. We accept phone orders from
Access/Barclaycard Holders. Phone 01-672 9080.

PRE AMPLIFIERS

Designed for use with TUAC power amplifier modules.



VA08

Vol. Treb. Mid. and Bass controls. HI. IMP. FET. I/P suitable Mid. Guitar, Radio Crystal/Ceramic P.U. Sensitivity 4mV. Treble +35dB at 16kHz. Mid +20 -15dB at 1kHz. Bass +20 -10dB at 40Hz.

£9.00

VA06

Vol. Treb. and Bass controls. Sensitivity 3mV. Treb +28 -15dB at 12kHz. Bass +18dB and 40Hz.


£7.75

SVA08 STEREO PRE AMP

Vol. Treb. Mid. and Bass controls. I/P suitable Guitar, Radio, Crystal/Ceramic P.U. Sensitivity 4mV. Treble +35dB at 16kHz. Mid +20 -7dB at 4kHz. Bass +20 -18dB at 30Hz Plus Full Balance Control. Fully I/C operation supply voltage ± 25VDC.

£15.00


POWER SUPPLIES



Vacuum varnish impregnated. Transformers with supply board incorporating pre-amp supply:

PS250 for supplying 2 TP125s	£28.50
PS200 for supply to TL100	£28.50
PS60/60 for supplying 2 TL60s	£17.75
PS125 ±45 volts for TP125	£16.25
PS100 ±43 volts for TL100	£16.25
PS60 ±38 volts for TL60	£15.25
PS30 ±25 volts for TL30	£11.75
PSU 2 for supplying disco mixer	£7.50

AMPLIFIER MODULES



TL30 D.C. COUPLED 5 × 5 × 1 1/4in.

• 30 watt R.M.S. continuous sine wave output
• 8 transistors 4 diodes

£12.75

TL60 5 × 5 × 3in

• 60 watt R.M.S. continuous sine wave output
• 2 R.C.A. 110 watt 15 amp transistors

£18.75

TL100 5 × 5 × 3in

• 100 watt R.M.S. continuous sine wave output
• 2 R.C.A. 150 watt 15 amp transistors


£20.75

TP125 7 × 6 1/2 × 3in

• 125 watt R.M.S. continuous sine wave output
• 4 R.C.A. 150 watt 15 amp output transistors

£25.75

4 CHANNEL SOUND TO LIGHT SEQUENCE CHASER - 4LSMI



- Full wave control
- RCA 8A Triacs
- 1000W per channel
- Fully suppressed and fused
- Switched master control for sound operation from 1/2W to 125W
- Speed control for fixed rate sequence from 8 per minute to 50 per second
- Full logic integrated circuitry with optical isolation for amplifier protection

£20.75

Model 501 500W per channel as above without sound triggering

£12.25

FRONT PANEL FOR LIGHTING EFFECT MODULES

(complete with switches, neons and knobs)
as illustrated



For SILMB. £6.50
Size 8" x 4 1/2"



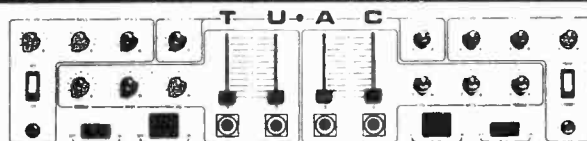
4LSMI £5.50
Size 6 1/2" x 4 1/2"



FUZZ LIGHTS
Red, Green, Blue,
Amber. £23.50



SILMB £7.50
Size 9" x 4 1/2"
Combined with 3SDMI



STEREO DISCO MIXER

With touch sensitive switching and auto fade

INPUTS: Four identical stereo inputs available with any equalisation. Two magnetic and two flat supplied as standard. High quality slider control on each channel. Volume, treble and bass controls for each pair of sliders. Sensitivity mag., 3mV (R.I.A.A. comp.). Flat 50mV at 1kHz. Bass controls ±18dB at 60Hz. Treble controls ±18dB at 15kHz.

OUTPUT: Up to 3 volts (+12dB) available. Attenuated output for TUAC Power Modules. Rotary master and balance controls. Band width 15Hz - 25kHz ± dB.

P.F.L.: Output 250mV into 8 ohms. Rotary volume control. Monitoring facility for all 4 channels. Selection via touch sensitive illuminated switches. Switched visual cue indicator.

Miscellaneous Facilities: Two illuminated deck on/off switches. Mains illuminated on/off switches. Auto fade illuminated on/off switch. Mains powered with integral screen and back cover. Complete with full instructions. Size: 25in long x 6in high x 3in deep.

Mono Disco Mixer with autofade £45.00

£129.00

THE PIEZO SUPER HORN

£10.95

- NEEDS NO CROSS-OVER NETWORK
- FREQUENCY RESPONSE 4,000 - 30,000 Hz ± 3dB
- PATENTED MOMENTUM DRIVE PRINCIPLE • NO VOICE COILS OR MAGNETS • HIGH INTERNAL IMPEDANCE • ADAPTS TO ANY SYSTEM • HIGH ACOUSTIC OUTPUT • MANY CAN BE CONNECTED IN SERIES TO FORM AN ARRAY - INCREASED OUTPUT • POWER HANDLING CAPACITY 25 volts RMS - see chart

POWER HANDLING GUIDE	
System Impedance	Capacity
2 ohms	372 watts
4 ohms	156 watts
8 ohms	78 watts
16 ohms	39 watts



3 1/8 × 3 1/8 × 2 7/16ins

STOCKISTS - CALLERS ONLY

Geo Mathews, 85/87 Hurst Street, Birmingham (Tel. 021-622 1941)
Arthur Sallis Ltd., 28 Gardner Street (Tel. Brighton 65806).
Bristol Disco Centre, 25 The Promenade, Gloucester Road (Tel. Bristol 41666).
Soccodi, 9 The Friars (Tel. Canterbury 60948)
Cookies Disco Centre, 132 West Street (Tel. Crawe 4739).
H.B. Electronics, 54 Montagu Street (Tel. Kettering 83922).
Garland Bros. Ltd., Deptford Broadway, London 01-692 4412
Damon Electronics, 99 Carrington Street (Tel. Nottingham 53880).
Luton Disco Centre, 88 Wellington Street, Luton (Tel. Luton 411733)
Mitchell Electronics, 7 Queen Street (Tel. Salisbury 23689).
Session Music, 163 Mitcham Road, Tooting (Tel. 01-672 3413).
Mon-Sat 9.30 a.m. - 5.30 p.m. Half Day Wed. 9.30 a.m. - 1 p.m.

ADD SEQUENCE CHASING + DIMMING EFFECTS FOR TUAC 3 CHANNEL LIGHT MODULATOR



- Speed Control 3 per min. to 10 per sec.
- Full logic integrated circuitry
- Dimmer control to each channel

3SDMI

£14.50

SUPPLIERS TO H.M. GOVT. DEPTS. MANUFACTURED AND ASSEMBLED IN GT. BRITAIN FULLY TESTED AND GUARANTEED
SEND NOW FOR OUR FREE 20 PAGE ILLUSTRATED CATALOGUE S.A.E. STAMPED PLEASE

EXPANDING OFFER!

To celebrate the increased size of P.E. we are giving you a:—PAPERMATE CHROME PLATED PEN WORTH £3.95 with any watch under £20. PAPERMATE GOLD PLATED PEN WORTH £5.70 if you spend over £20. CHROME PEN & PENCIL SET (or two pens) WORTH £7.90 if you spend over £28. GOLD PLATED SET (or two pens) WORTH £11.40 if you spend over £50. Items may be combined. Offer closes 30th Sept. 1977. Subject to availability.



SPECIAL PURCHASE. CASIO CASIO-TRON S15B. Now you can afford probably the best watch in the world! 8 functions LCD with backlight. STOPWATCH, DUAL TIME ZONES. All stainless steel. Mineral glass Battery hatch. Water resistant to 130 feet. £49.95 (R.R.P. £89.95) Black or blue face.

R16B (Not illust) £34.95 Bk or Bl.

ST-1. Hand-held ELECTRONIC STOPWATCH (Calculator. Four stopwatch functions: Standard, Time Out, Two kinds of Lap time, TOTAL Time button. Rollover after 9 hrs, 59 mins, 59.9 secs. Converts Time to Decimal Hours & back again. Full access memory, constants, sq. roots, % etc. £27.50 (£24.95 without pen).



MQ-1. Miniature pocket version of CQ-1. 12 or 24 hour clock, stopwatch and basic calculator £37.95 (£34.95 without pen & pencil set).



TC410
TC411



TC440
TC441



TC412
TC413


FAIRCHILD TIMEBAND LCD Watches. Latest models with BATTERY HATCH & VOUCHER for FREE REPLACEMENT BATTERY. Constant display of Hours & minutes. Push button once for Month & Date, twice for Seconds. Backlight, automatic calendar, AM/PM setting indicator, easily selected alternating time/date display. Beautifully styled Swiss/W. German cases. **TC441** chrome £19.95, **TC440** Gold Plated £21.95, **TC411** chrome £24.95, **TC410** Gold Plated £27.95, **TC413** St/St bracelet £28.95, **TC412** Gold Pl. £31.95.



C6110



C500



C590

TIMEBAND MAINS DIGITAL ALARM CLOCKS. Wake up to Timeband. Precise timekeeping, can be synchronised to the exact second. Alarm accuracy to the exact minute. Will display last minute digit and seconds. Solid state reliability, silent running, 9 minute snooze, Alarm on, Mains Failure Indicators. **C500** (left) 3 1/2" x 3 1/2" x 3 1/2". Black or white £14.35. **C6110** (centre). As C500 but more sophisticated controls £15.90. **C590** (right). With built-in High/Low Intensity elevating reading lamp £23.35.



From **NATIONAL SEMICONDUCTOR 5+3** functions. As Timeband but without alternating Time/Date facility. DAC5 series (left).

DAC5 WS Chrome on Strap £22.90
DAC5 YS Gold Plate Strap £25.90
DAC5 WB Chrome Bracelet £24.50
DAC5 YB G.P. Bracelet £28.50
DAB5 Series (Right)
DAB5 WB All stainless £33.50
DAB5 YB Heavy G.P. £39.50



405 ILB



402 ES

700



IBICO. Traditional Swiss craftsmanship. 5+4 functions LCD. Mineral Glass face. **405 ILB** strap £33.90. **405 IS** St/St bracelet £35.50. **402 ELB** Stainless steel on strap £38.90. **402 ES** All stainless £39.90. **700** "1000 day" Quartz Analogue. Stepping Motor. High speed adjustment. Seconds synchronisation. £33.50. Not illustrated **450 HS** £89.75. **403 NS** £42.50. IBICO watches are water resistant to 100 feet or more. (Waterproof straps).


W/T 6F. 6+3 function LED. Metal case, S/S bracelet. Superb styling £11.95. **INSTAL** 2 1/2 function LCD. Gold plated & matching bracelet £9.95.

CALCULATORS. **FX-21** £13.95, **FX-29** £14.95, **FX-105** £16.95, **FX-110** £17.95 (Rechargeable batteries £3 pair. AC adaptor/charger £3). **FX-2000** £24.95, **FX-201P** £44.95, **FX-202P** £69.95, **PRO-FX1** £124.95.

Send 15p for our illustrated mail order catalogue of over 50 watches (Accurist, Timex etc) clocks, car clocks. The BEST T.V. games at LOWEST prices. Prices include VAT P & P. Credit cards welcome or send cheque, P.O. to:—

Dept. P.E.
19-21 Fitzroy Street
Cambridge CB1 1EH
Telephone (0223) 312866

TEMPUS



THE "Manta" CAPACITIVE DISCHARGE ELECTRONIC IGNITION UNIT

THE NEW, HIGHER RELIABILITY VERSION OF THE P.E. "SCORPIO MK II" IS NOW AVAILABLE IN KIT FORM!! Our thousands of satisfied customers report:

More miles per gallon (customers reports give 10%–25% saving—letters available)

An increase in overall performance—your 4 cylinder car feels like a 6 cylinder

No more cold morning splutters—saves you even more petrol through much less use of choke.

The price? A snip at only £16.50, fully inclusive of all parts, instructions, postage/packing and V.A.T. (ready built unit available—£19.85 fully inclusive)

All parts to high specification, first quality and brand new

Construct this invaluable accessory, following our easy step by step instructions (also available separately, price 30p post paid). Send for our free interesting six page brochure—"Electronic Ignition—How it Works" (S.A.E. Please) to:

ELECTRO SPARES

Dept. P.E., 187a Sheffield Road, Chesterfield, Derbyshire
S41 7JQ. Telephone: Chesterfield (0246) 36638



Wilmslow Audio

THE firm for speakers!

SEND 10p STAMP FOR THE WORLD'S BEST CATALOGUE OF
SPEAKERS, DRIVE UNITS, KITS, CROSSOVERS, ETC. AND
DISCOUNT PRICE LIST

ACT ● AUDAX ● BAKER
BOWERS & WILKINS ● CASTLE ● CELESTION
CHARTWELL ● COLES ● DALESFORD
DECCA ● EMI ● EAGLE ● ELAC ● FANE
GAUSS ● GOODMAN ● HELME ● I.M.F.
ISOPHON ● JR ● JORDON WATTS
KEF ● LEAK ● LOWTHER ● MCKENZIE
MONITOR AUDIO ● PEERLESS ● RADFORD
RAM ● RICHARD ALLAN ● SEAS
TANNOY ● VIDEOTONE ● WHARFEDALE

WILMSLOW AUDIO (Dept. P.E. 8)
SWAN WORKS, BANK SQUARE, WILMSLOW,
CHESHIRE SK9 1HF

Discount Hi-Fi, etc. at 5 Swan Street and 10 Swan Street
Tel.: Wilmslow 29599 for Speakers Tel.: Wilmslow 26213 for Hi-Fi

circuit to the signal. A fast pulse will reflect back and forth in such a line, producing a spurious ringing on the oscilloscope trace.

The ideal solution would be an active input device which could be applied directly to the signal point, presenting low capacitance and high resistance, and conveying the signal to the oscilloscope through a correctly terminated coaxial cable, without any loss of amplitude.

ACTIVE PROBES

Probes which contain a valve or field effect transistor operating in the cathode- or source-follower mode provide less than unity gain, but are sometimes used because of the high input impedance of these devices. An input capacitance of about 6pF can be attained in this way—and the cable to the oscilloscope is properly terminated, avoiding reflections. A slight loss of amplitude results, and this is usually made to equal exactly 50 per cent, for convenience in measurements.

The active probe to be described was constructed for use with a 40MHz oscilloscope. The probe bandwidth extends to over 40MHz at the high frequency end, but gain rolls off below 10kHz. The reduction of low frequency gain is intentional; it would be possible to make a probe which

When S1 is in its forward position (X 10) the incoming signal is applied directly to gate 1 of TR1. The input impedance is 100 kilohms (R3) in parallel with the input capacitance of the MOSFET, about 7pF in the prototype. On this range, the probe has significant gain up to 200MHz, making it an especially useful accessory for a digital frequency meter.

With S1 in the centre position (X 1) the signal passes through R1 and R2 in series (total resistance 900 kilohms) and so is attenuated by a factor of 10 before being applied to TR1. It would seem that a capacitor of about 0.7pF should be connected across R1/R2 to compensate for the 7pF across R3, but in fact the capacitance across the switch contacts is just about right. The effective input capacitance on this range is 3pF.

When S1 is in the rear position ($\div 10$), R4 is connected in parallel with R3, increasing the attenuation to 100 to 1. Here, compensation is needed, and a capacitor of about 68pF (C2) must be connected across R4. The input capacitance is, again, 3pF.

DUAL GATE MOSFET

The amplifying device TR1 is a dual-gate MOSFET, which is like two IGFETs cascode-connected in the same package. The device has two gates, the signal going to gate 1 and a direct

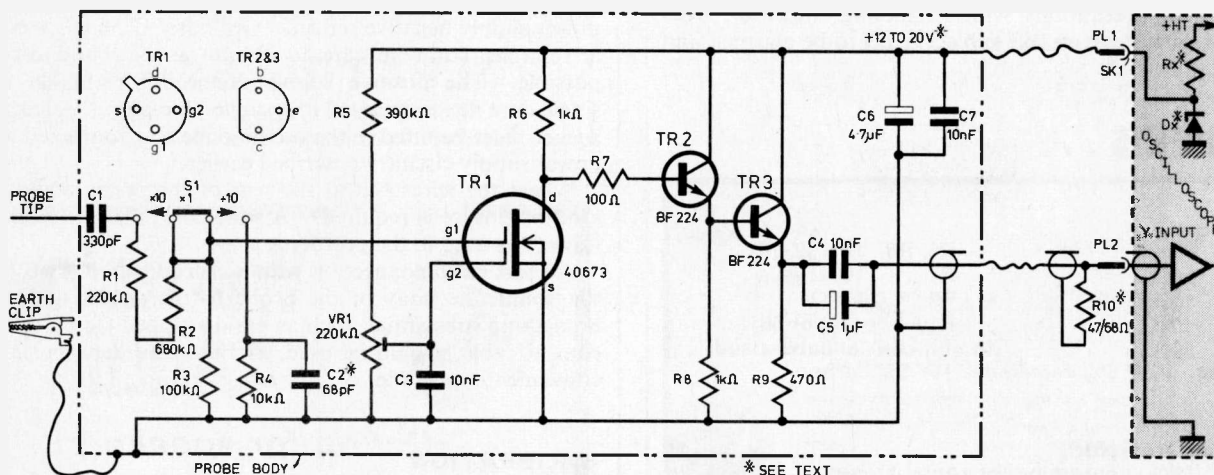


Fig. 2. Circuit diagram of the complete probe, plus suggested power supply arrangement

worked down to d.c., but low frequencies can be readily observed without the aid of the probe, and a probe which picked up mains hum would be irritating to use.

It should be stressed that this is not an easy project to build. A certain amount of cut-and-try is needed to ensure linear operation, avoidance of spurious oscillations, and accurate gain setting. However, a well-equipped amateur (who already has a wide-band oscilloscope) should be able to manage it. The difficulty results from the very small capacitances which are being dealt with, which means that the proximity of components to each other and to surrounding metalwork makes a lot of difference to the performance.

CIRCUIT DESCRIPTION

The probe comprises a stepped attenuator feeding a three-stage amplifier with a gain of ten times. The probe input (see Fig. 2) is coupled via an isolating capacitor C1 to an input attenuator controlled by S1, a three-position slide switch.

voltage of maybe four volts going to gate 2. Because of the cascode connection, there is good isolation between input and output. The stated transconductance is better than $10,000\mu S$, which means that a gain of 10 can be developed into 1,000 ohms. The stated input capacitance of the device is 6pF.

The 1 kilohm load R6 cannot, of course, be shunted by much capacitance if there is to be high frequency gain, so the impedance is lowered to match the cable with two cascaded emitter followers, TR2 and TR3. The r.f. transistor types used have a collector/base capacitance of only about 3pF, which is satisfactory for this application.

Dual emitter followers tend to be unstable near the cut-off frequency unless driven from a high impedance source; the prototype oscillated at 500MHz! This was cured by inserting a resistor, R7, in the base lead of the first emitter follower. Such oscillation cannot be seen on an oscilloscope unless a rectifying probe is used to find it.

The coaxial cable which carries the output signal from the probe to the oscilloscope must be terminated with the appropriate value of resistor (R10). With a little ingenuity this can generally be mounted inside the plug.

The power supply for the probe is best drawn from the oscilloscope itself, using a one watt Zener diode D_x with a dropping resistor from a supply line of about 100 to 150 volts. The probe draws in the region of 25 milliamps, and the series resistor R_x should be chosen to allow a total current flow of 35 milliamps. Optimise the voltage for gain (see under "Calibration") before deciding what value of Zener to use.

CONSTRUCTION

The prototype probe was housed in a 105mm length of 22mm ($\frac{7}{8}$ in) diameter copper tube, see Fig. 3. A slot 19mm wide by 25mm long was cut at one end to accept S1. This is a three-hole, three-position slide switch, marketed by Q.A.S. (Quality Audio Supplies, Wollaton Road, Beeston, Notts) and on sale in many audio shops. The switch is secured to the tube by a self-tapping screw through its rear lug.

The printed circuit board is secured by soldering it to the lugs of S1 (all poles are connected in parallel), and must be central in the tube when assembled. The metal case of S1 is connected to the p.c.b. earth rail by a short wire link, in order to ground the probe body.

The 40673 is gate-protected by internal Zener diodes. It pays to take precautions whilst handling, however, even though the literature on this subject tends to be alarmist and

makes one wonder how much danger of destruction there really is. A length of metal rod along the front of the bench, connected to ground and upon which one can rest one's fore-arms will surely be enough. Wrap a thin strand of wire round the pins of the device until it is soldered into place, if you are the belt and braces type.

Type BF224 transistors were used for TR2 and TR3, but many others would do. These are plastics types—if ones with metal cans which are at collector potential are used, make sure that these cannot touch the probe body. A low collector/base capacitance is essential for TR2; the requirements for TR3 are less critical. In any instrument intended for measurement of r.f. voltages, it is important to use components having the minimum self-inductance. For this reason, it is best to use ordinary carbon resistors throughout the probe.

The input prod in the prototype was fashioned from a 6BA bolt with half the head removed. This was soldered to the front of the printed circuit board. A piece cut from a felt marker was used as a front capping, and this was secured by a 6BA nut and a plastics washer, plus a self-tapping screw through the front mounting lug of the switch. A miniature crocodile clip with a 6BA nut soldered into the shaft can be screwed onto the prod for a hands-off connection, or other probes made (Fig. 3).

The signal output from the probe, as already mentioned, is carried via a coaxial cable. The cable outer also provides the power supply negative return. Ordinary 75 ohm TV coaxial is suitable, but take care to choose as flexible a cable as possible. The positive supply connection is made via a single-core flex terminated in a single-pole plug. A matching socket must be fitted to the oscilloscope and connected to the power supply circuitry described earlier.

Where the wires exit at the rear of the probe body, some kind of closure is required. A wine cork, drilled to take the leads, was used in the prototype.

A short earth connection with a crocodile clip is necessary to ground the body of the probe to the circuit under test. Something substantial, such as braid stripped from a piece of coaxial cable, should be used, and the lead kept as short as conveniently possible.

COMPONENTS . . .

Resistors

R1	220k Ω	R6, R8	1k Ω (2 off)
R2	680k Ω	R7	100 Ω
R3	100k Ω	R9	470 Ω
R4	10k Ω	R10	47 Ω or 68 Ω
R5	390k Ω	(to suit coaxial cable used)	
R1-R4	$\frac{1}{4}$ W 5%, remainder $\frac{1}{2}$ W 5% carbon		

Variable Resistor

VR1 220k Ω sub-min. horizontal preset

Capacitors

C1	330pF polystyrene
C2	68pF polystyrene (see text)
C3, C4, C7	10nF disc ceramic (3 off)
C5	1 μ F 15V elect. or tant.
C6	4.7 μ F 25V elect. or tant.

Semiconductors

TR1 40673
TR2, TR3 BF224 etc. (see text) (2 off)

Miscellaneous

S1 3-pole, 3-position slide switch (see text)
PL1/SK1 Single-pole connector
PL2 Coaxial connector to fit oscilloscope Y-input
Printed circuit board. Materials for probe housing, etc.

CALIBRATION

Measurements of radio frequency voltages at high frequencies will always tend to be a little vague, unless you are blessed with lots of patience and some very expensive and sophisticated equipment. This probe is not meant to be a precise measuring device, so do not set an impossible standard of accuracy when calibrating it. Errors of less than 1dB will constitute an excellent standard—and 1dB is about 12 per cent. The probe must be assembled completely whenever a test is being made.

Before attempting to calibrate the attenuator, the gain in the direct (X 10) position must be checked and adjusted for optimum. There are two ways of adjusting gain: changing the supply voltage or changing the voltage on gate 2 of the MOSFET. If the probe is powered from an adjustable bench power supply, varying the voltage by small amounts from a starting point of about 15 volts, at the same time adjusting VR1 for maximum gain, you may well find that a gain of ten can be exceeded. If so, R6 can be reduced to 820 ohms, thus improving the bandwidth. Do not use a supply voltage higher than that required to achieve a tenfold gain.

When it is remembered that one centimetre of twin cable has more than 1pF of capacitance, it will be seen that it is hard to be specific about exact component values in the

SCOPE PROBE

ALL DIMENSIONS ARE IN m.m.

* = SEE TEXT

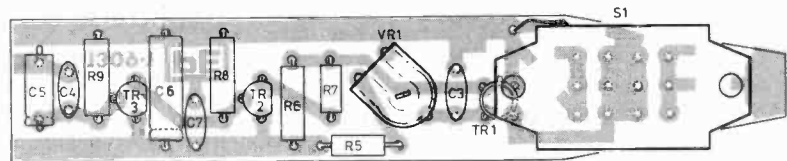

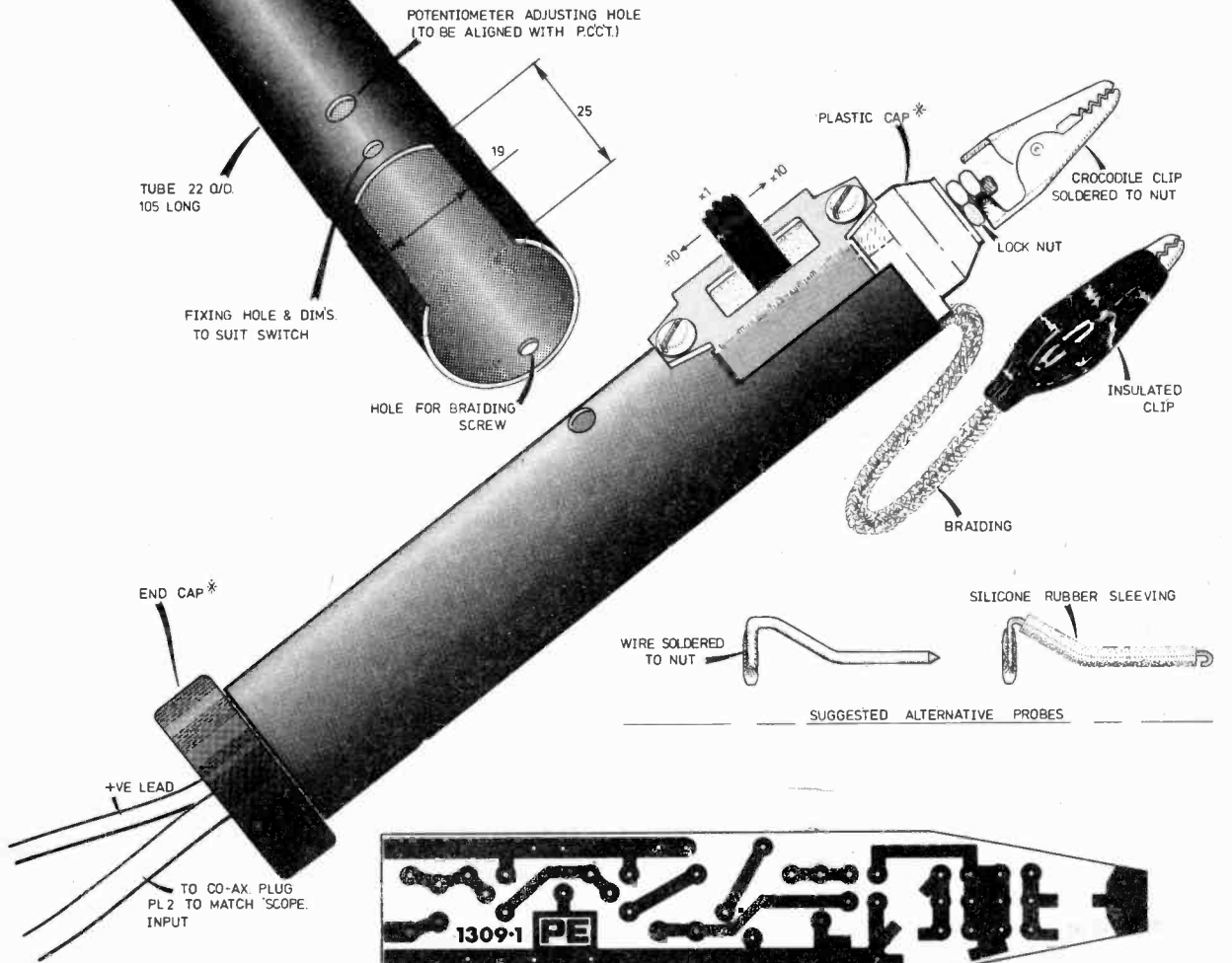
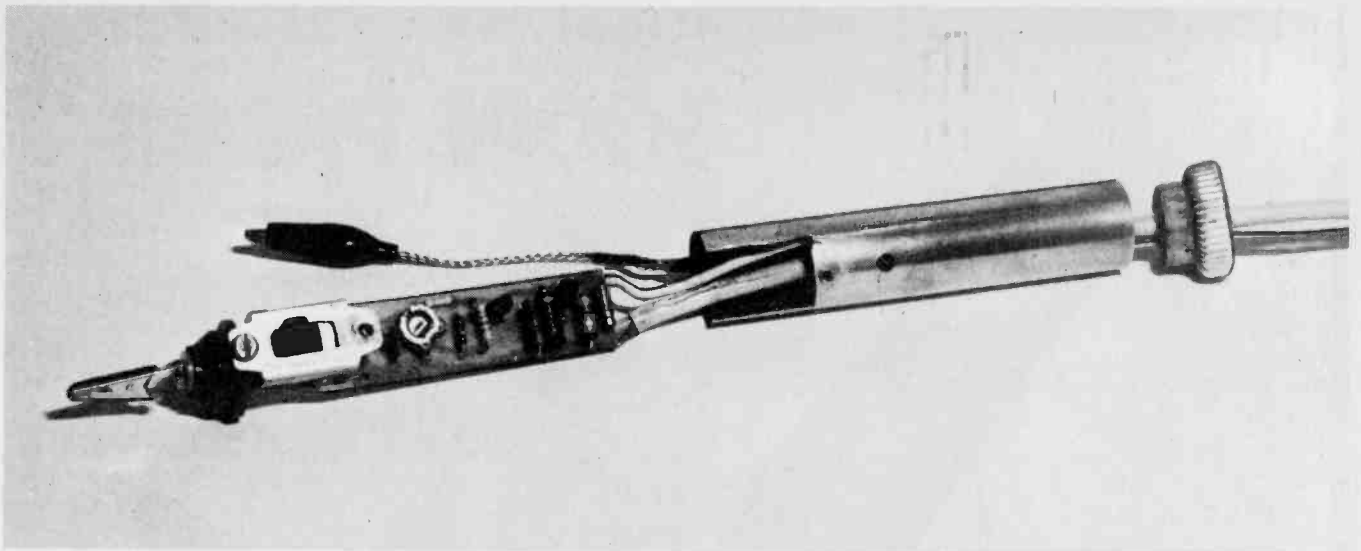


Fig. 3



attenuator. A source of square waves with fast rise times is necessary for setting up the attenuators. All the attenuator components are mounted on the copper side of the printed circuit board, using minimum length leads.

The object of calibration is to get a clean, square leading edge to the displayed test waveform, with minimum overshoot or ringing on the top. With S1 in the X 1 position, it may be necessary to add a very small capacitor, in the form of a short twisted pair of insulated wires, across R1/R2. This can then be trimmed in value by snipping bits off or repositioning. On the $\times 10$ range, some slight change in the value of C2 may be required to produce the best wave-shape.

A simple square wave generator for this purpose may be built using a 7400 quad NAND gate. A frequency of 100kHz would be appropriate. The rise time will be about 9 nanoseconds; if your oscilloscope has wider bandwidth, use a Schottky version which will produce a rise time of some 3 nanoseconds.

FAULT FINDING

Some possible probe faults and suggested cures are as follows:

1. Complete failure

Check voltages—TR1 should be drawing about 10 milliamps, which means that there should be 10 volts across R6. Check that this can be varied by VR1. There is a large tolerance on this figure as these devices vary considerably.

2. Flattening of sine waves

Check that there is a reasonable voltage across R9—not less than about 4 volts as a minimum. You might be using the probe on the wrong range of the oscilloscope—signals at the output of more than one volt peak to peak may be distorted.

When observing non-symmetrical waveforms, do not forget that the probe is inverting the signal.

3. Square wave response lumpy

If this happens even in the direct (X 10) position, supply decoupling is probably at fault—you have a resonant circuit somewhere. Capacitors C6 and C7 should take care of this, if not, try a choke in the supply lead, or even a 10 ohm carbon resistor.

4. High frequency oscillation

If there is inexplicable displacement of the oscilloscope trace or misty effects around pulse waveforms, suspect oscillation first. Use a germanium detector or hot-carrier diode probe to check the output with the input shorted, and then with it open. There should not be more than a few millivolts of noise on the output.

The cure is to increase the value of R7, or if this is ineffective use different transistors for TR2 and TR3.

MEASURING SMALL CAPACITANCES

In the unity gain position, the probe has an input capacitance of about 3pF. It may be used to measure small capacitors, for example the capacitance of an f.e.t. gate or transistor junction, and provide information which is hard to obtain in any other way.

Connect a square wave generator of about 200 millivolts peak to peak output with a frequency of about 200kHz, through the capacitor to be measured to the probe. The resulting square wave displayed on the oscilloscope is related in amplitude to the value of the capacitor. Make a stair-chart using small capacitors of known value, and then use the chart to measure unknown capacitors. Measurements of less than 1pF are quite possible.

Silicon junctions will not be forward biased and will therefore look like capacitors, but it must be remembered that all silicon junctions behave like varactor diodes and change their capacitance with applied voltage. Reverse bias may be applied through a large resistor to simulate this effect. In practice, an f.e.t. gate looks like 5pF, a general purpose transistor collector/base junction like 10pF, and a high-speed diode maybe 2pF.

USING THE PROBE

Remember that the probe is somewhat delicate and would be destroyed by a large r.f. voltage. In the direct connected (X 10) position, a jolt of d.c. will suffice. The manufacturer's literature on the 40673 states that the protective diodes become effective at plus and minus 10 volts. It also states that the diodes will constrain a transient pulse from a source capable of delivering several hundred milliamperes, but this refers to a one microsecond pulse. The input circuit has a time constant of 40 microseconds—it would appear that some caution is needed. ★

Readout —

A SELECTION FROM OUR POSTBAG

Readers requiring a reply to any letter must include a stamped addressed envelope. We regret that we cannot answer any technical queries on the telephone.

Breadboard

Sir—A simple and cheap way of constructing breadboard is to solder d.i.l. i.c. sockets to Veroboard, such that the i.c. fits not into one socket, but into one row of holes in each, situating it between the sockets. This means that if the Veroboard is cut in the right manner, each pin on the i.c. is accessible through the other row of holes. By placing a number of pairs of sockets on the stripboard, a breadboard of any size can be built, whereby the significant cost is that of the sockets.

Figure 1 shows the arrangement of a pair of sockets with the appropriate track cuttings. Here the supply rails run each side of the i.c. holders, and are wire linked to the sockets. Illustrated in Fig. 2 is an end view of the arrangement. Multiple connections may be made through the use of Soldercon pins, as shown in Fig. 3a. A more flexible means of linking the supply rails to the sockets is to use Soldercon pins mounted directly on the Veroboard (Fig.

3b). If 16 pin sockets are used, and a 14 pin i.c. is to be wired, the supply can be jumpered to the correct pin directly, also using Soldercon pins.

W. R. Hinds,
Hammersmith.

A Word of Warning

Sir—Firstly may I say that I welcome an article like the "Earth Leakage Circuit Breaker" which bridges that narrow line between the power and light current engineers.

I am, however, concerned about the implications of current transformer experimentation which are hinted at in your article.

If experiments are carried out using the turns ratios as indicated in Mr. Smith's design (i.e. 300:1), there is a danger that a very high voltage can be

induced in the winding which now acts as the secondary of the transformer (75kV on 250V mains). Such voltages are obviously far above the insulation ratings of a normal output transformer and are in addition quite lethal if supplied from the mains

I would, therefore, consider it essential that you issue a word of warning to would be experimenters or constructors with reference to the extremely high voltages available when experimenting with transformers in the current transformer mode.

Further to these comments I would refer to Fig. 4 of the article where various forms of resistive earth leakage faults are illustrated. I would like to see an assessment of the situation should a direct line to earth fault occur, in which case as far as I can interpret the situation, the voltage ratings of both the transformer and the input circuitry would be vastly exceeded during the time required for the breaker or fuse to clear the fault current. This would seem likely to cause severe damage to the input circuitry and I wonder if under such circumstances could a now ineffective breaker be re-closed? If this is so a suitable warning should be published.

Whilst the above comments may appear to be finicky, it has been my experience as an electrical engineer that a person will throw complete trust upon an item of equipment having a title which indicates that it can provide an added safety factor without question or consideration of the duties for which it is rated or has already been called upon to perform.

Since with this equipment and other equipment of a similar nature the safety and protection of the life of the user who may not have any electronic or electrical knowledge is being considered, it is essential that such articles receive the very closest of test and scrutiny prior to their publication and that any shortcomings or risks to the constructor or user are clearly indicated.

P. Bevington,
Birmingham.

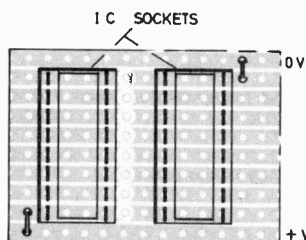


Fig. 1

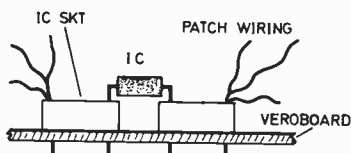


Fig. 2

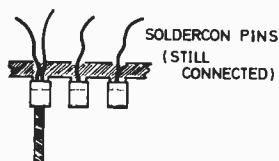


Fig. 3a

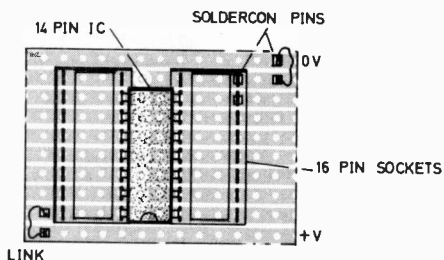


Fig. 3b

In reply to Mr. Bevington's letter, I agree that high voltages are produced by current transformers with open circuit secondaries.

This was not mentioned in the article although the reason for the diodes on the "damp" circuit input of the amplifier was mentioned.

Since the core will saturate, the output at low frequencies will be small but it will of course work as a pulse transformer and give outputs comparable to the spark in a car ignition system.

The low efficiency of the windings means that fast high voltage transients will be produced, but will be caught by the diodes to protect the amplifier.

A warning should be given to avoid direct contact, should a direct line to earth fault happen.

The latter part of the letter reinforces the last paragraph of the article, in that leakage units should be an extra to full formal safety protection.—KAS



PE Mastermind*

P. F. TURNEY

Part Two

THIS month the entry section of the logic is to be described, together with the random number generator, the comparator and the master clock. Modifications for the "4 from 10 colour" facility are indicated where relevant.

THE ENTRY LOGIC

The colours forming a player's deduction are entered into the machine using double pole, changeover, push switches, but any common mechanical switch will generate contact noise that will persist until such time as the contacts settle down after operation. Instead of the output being the desired clean, well defined pulse, it will therefore initially comprise a sequence of noise impulses, called "bounce", which must be removed.

A set-reset latch is used to perform this function and a single TTL package is used for all six latches required for the colour push switches. This is the SN74118N, featuring six individual set inputs and a reset line common to all six latches. If any set ("L") input is taken low the respective "Q" output goes high and if the reset input is taken low all "Q" outputs are made low.

The circuit in Fig. 2.1 shows no button pressed, and the reset line, connected to pin 9, is held at logical zero through the push-to-break contacts of all six switches. All "Q" outputs are therefore in the zero state.

As soon as any button is pressed, the reset connection to earth is broken and a logical one appears on pin 9. This is followed by the application of a logical zero to one of the set inputs via the push-to-make contacts of the switch pressed, which in turn sets the "Q" output high.

ENCODING

Each of the six colours is represented by a three bit binary code. The codes chosen here are those representing the complements of the binary numbers 000, 001, 010, 011, 100 and 101 (0-5). The code for button S1 is therefore the complement of 000, namely 111, and so on.

The encoding is performed by the NOR gates IC12a, IC12b and IC11a of Fig. 2.1. As an example, if S4 is pressed pin 5 of IC10 goes high—sending encoder outputs S and T low to form the code 100.

COMPONENTS . . .

Integrated Circuits

IC1	SN7420N	IC11	SN7402N
IC2	SN7413N	IC12	SN7427N
IC3-6	SN7490N (4 off)	IC13	SN7486N
IC7-9	SN7454 (3 off)	IC14	SN7404N
IC10	SN74118N	IC15	SN7420N

Resistors

R1-R8, R10	1k Ω (9 off)	R9	330 Ω
------------	---------------------	----	--------------

Capacitors

C1-C5	0.1 μ F 10V ceramic
C6	100 μ F 10V elect

Switches

S1-S6	D.P.C.O. push button switch (6 off)
S7	D.P.C.O. push button switch
S8	Min. push-to-break push button switch

Miscellaneous

0.1in coppered Veroboard, size 95.25 × 431.8mm
12 Veropins. Multi-coloured single core wire.
Sockets for Veropins (see text)

Additions for "4 from 10" game

Integrated Circuits

IC50	SN7407N	IC52	SN7454N
IC51	SN7400N		

Resistors

R27-R30	1k Ω (4 off)
---------	---------------------

Switches

S9-S12	D.P.C.O. push button (4 off)
S13	4 pole latching push button (RS)

*MASTERMIND

We apologise to Invicta Plastics Ltd., of Oadby, Leicester for our unauthorised use of their Registered Trade Mark MASTERMIND in last month's edition of Practical Electronics. It was not our intention to infringe their rights and we acknowledge their exclusive rights in the Mark. We are grateful to Invicta for allowing us to continue using their Trade Mark MASTERMIND for the remainder of the series.

The use of 000 (and its complement) as one of the codes requires special mention, since, as may be seen, the complement of this appears on lines R, S and T even with no button pressed! However, the advantages of using this particular code outweigh this disadvantage, which as we shall shortly see, is easily overcome.

THE INTERRUPT

Whenever a colour is entered, a signal called the "Z" signal (the interrupt) informs the machine that it may commence processing the entered colour. This important signal is generated by IC1 (Fig. 2.1), which functions as follows. When no button is pressed the lines R, S and T from the encoder are all high, but as soon as an entry is made on one of switches S2 to S6 a low will appear on at least one of lines R, S or T, sending pin 6 of IC1a low and thereby setting L6 of IC10. The output of this, pin 14, is the "Z" signal.

The output of switch S1 is taken to pin 9 of IC1b, so that whenever this is pressed the "Z" signal also appears, instructing the machine to read the 111 inherently available on lines R, S or T. This overcomes the disadvantage mentioned earlier.

It is worthwhile to note here that the "Z" signal is high only so long as one of the colour buttons is depressed. The additional circuitry for the "4 from 10 colour" game is shown in Fig. 2.2.

RANDOM NUMBER GENERATOR

A chain of four modulo six counters is used for this generator and the random properties are arranged as follows. The depression of the "Call" button (S7 in Fig. 2.3) connects a 22kHz clock (IC2a) combined with noise from the switch contacts to the counter input. This noise and the variability of switch depression time ensure that the generated codes are random.

The counters used are SN7490 decade types. The required count length of six is arranged by using the occurrence of the state 0110 (binary 6) to reset the counter to state 0000. The resulting count sequence is therefore 000, 001, 010, 011, 100 and 101 corresponding to the codes (in uncomplemented form) for the six colours.

The reset functions are conveniently implemented by connecting the appropriate counter outputs to the two "reset to zero" inputs of each 7490 package. The reset is activated when both of these inputs are taken to logical one (pins 2 and 3 of IC3-IC6), so that the outputs corresponding to the two ones in 110 are connected to these inputs.

The "4 from 10 colour" version requires that the count length of each counter be changed from 6 to 10. This is arranged, as shown in Fig. 2.4(a), by using a four pole change-over switch to disable one of the "reset to zero" inputs to each counter when in the "4 from 10" mode.

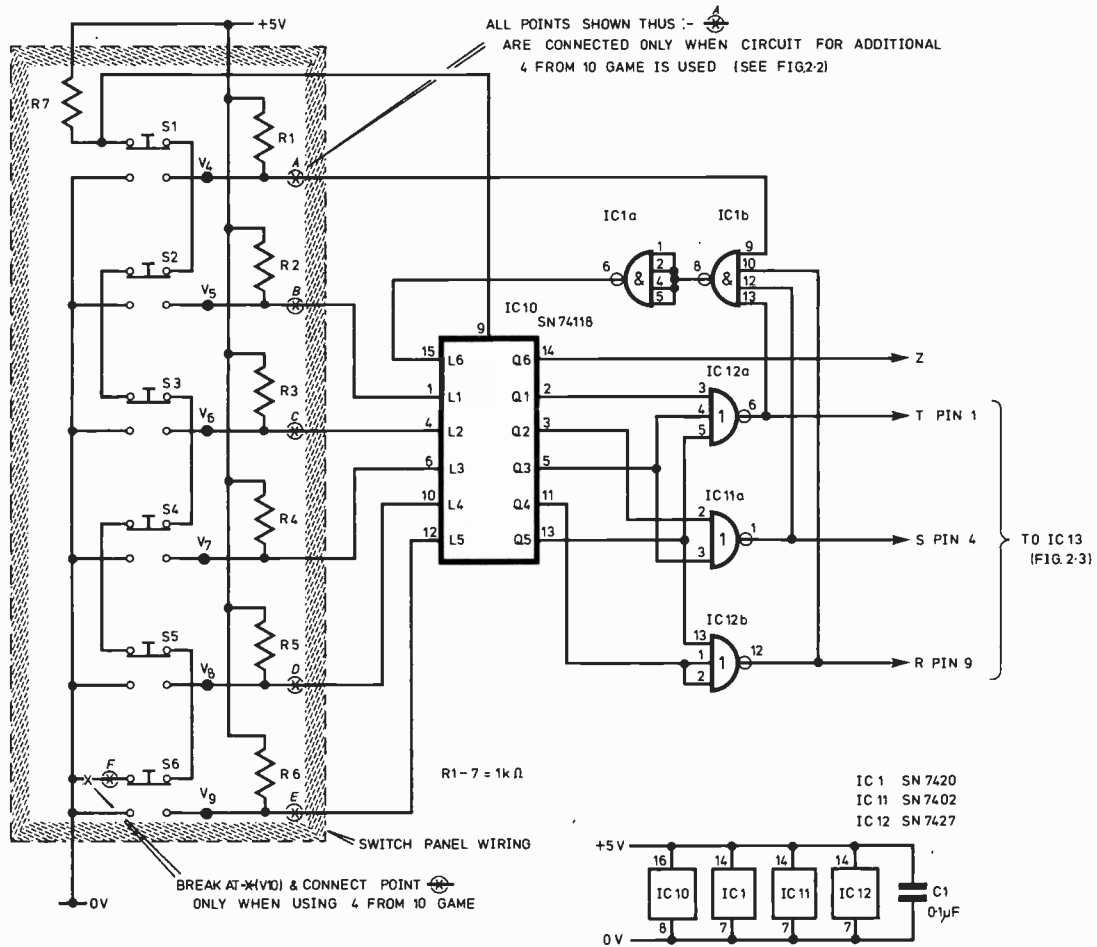


Fig. 2.1 Entry logic for the basic "4 from 6" game. Components within the shaded box are mounted on the switch panel

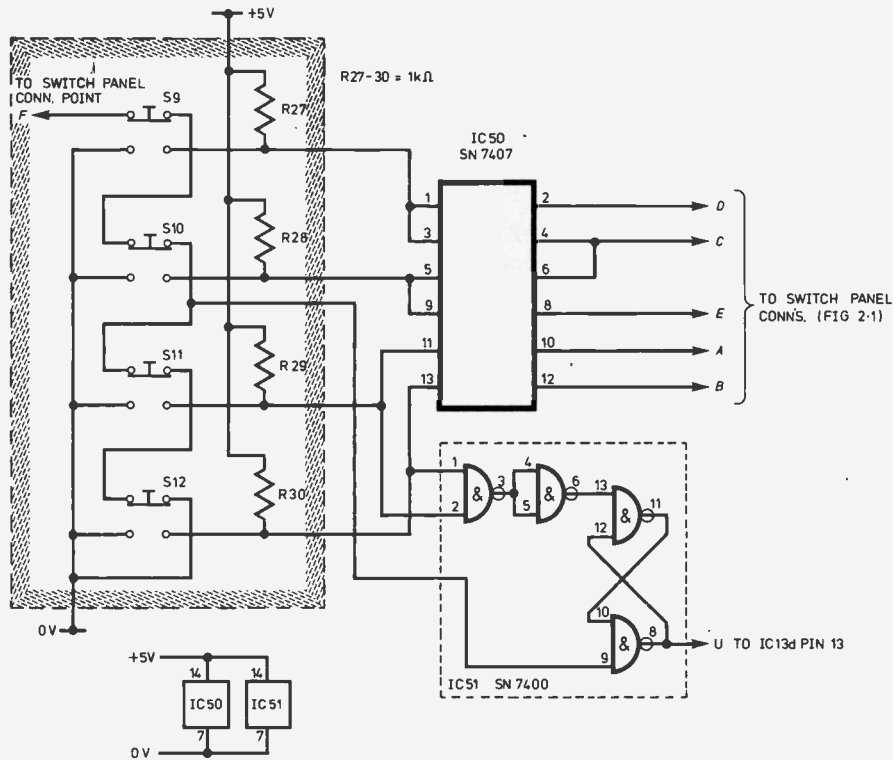


Fig. 2.2. Additional entry logic required for the "4 from 10" game. Switch panel mounted components are within the shaded box

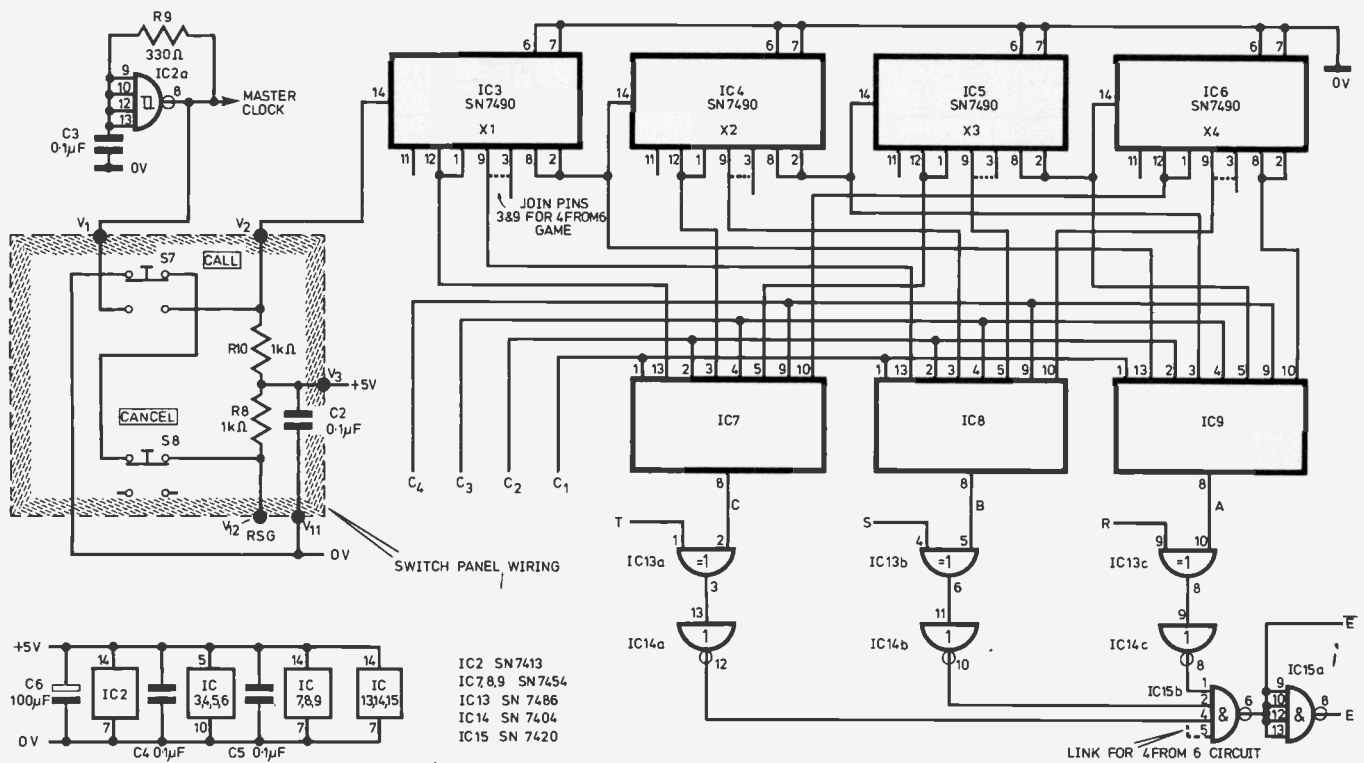


Fig 2.3. The random number generator (RNG) and reset line logic

An essential factor always to be considered with binary counters concerns their behaviour in invalid states (states other than those intended). If one of our counters were for some reason to enter one of these states the machine would be "cheating" the player, since it would, in the "4 from 6 colour" mode have a repertoire of more than six colours—a most undesirable state of affairs! However, here the invalid states are 110 and 111 and the reset function just described will never allow the counter to remain in one of these states and the count sequence will always be valid.

CODE SELECTION

Whenever the player enters a colour, the code produced on data lines R, S and T must undergo a process of comparison with each of the randomly generated codes stored in the generator. If, for convenience, the latter are called the "X codes", then the entered code on the data lines is compared with all four of these in turn, X1, X2, X3 and X4. A data selector is therefore used to select the required X code for comparison with the entry. This is formed by IC7, 8 and 9, which are type SN7454N AND-OR-INVERT packages.

Four timing signals, C₁–C₄ (to be described next month), select the appropriate X code, so that, as an example, when C₂=1, X2 will appear complemented on data lines ABC. Note that this complementation now means that the randomly generated codes are of the same form as those on lines RST from the encoder.

THE COMPARATOR

The code on lines ABC is compared with the entry on RST by a logical comparator, comprising IC13, 14 and 15, which produces two outputs, E and its inverse \bar{E} , called the equality signals. E=1 indicates that the two codes are identical.

IC13 is a type SN7486N quad two input EXCLUSIVE-OR package. These gates are each such that if the two inputs are different the output is high and is low if the two inputs are the same. An EXCLUSIVE-OR gate followed by inversion therefore acts as a two bit comparator. The six bit comparator here is formed from three such two bit sections with the outputs combined with an AND gate, IC15.

Changes to the data selector and the comparator necessary for the "4 from 10 colour" game are shown in Fig. 2.4(b).

RESET LINE

In addition to "asking" for the generation of the random codes, the depression of the "Call" button, S7, is arranged to clear all the logic of any records of a previous game, or of "rubbish" when the machine is first switched on. This clear line, called RSG (reset game) is also activated by S8, the "cancel" button. The reset is affected by the appearance of a logical one on this line.

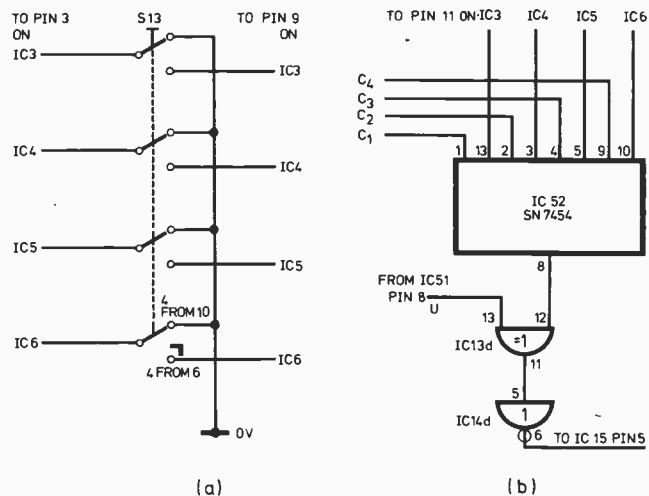



Fig. 2.4(a). A four pole latching changeover push switch wired as shown provides the options for either game (b) the changes necessary to the data selector and comparator for the "4 from 10" game

CONSTRUCTION

The wiring diagram of the switch panel is shown in Fig. 2.5 and it should be noted that the chassis is connected to the 5V rail and so must never come into contact with the 0V line. Approximately 20cm of excess wire is allowed for connection to the main logic board. Note that 12 switches are required if you are incorporating the "4 from 10 colour" game.

The colour buttons are painted so as to match the colours of the coloured pegs, which are red, green, black, yellow, blue and white in the standard, commercially available game.

When wiring up it is a good idea to adopt a wiring colour scheme, for example use a red wire for connections to the red entry button, and so on. Maintain a consistent scheme throughout the entire project, as this will considerably ease the tracing of wires in the future.

The logical circuits are divided between two boards, organised as follows:

- (a) Board 1—comprising the circuit blocks (except the displays) of Fig. 1.2.
- (b) Board 2—comprising the display circuits.

Since it would be impossible to attempt the complete description of board one in this issue a policy of construction has been arranged.

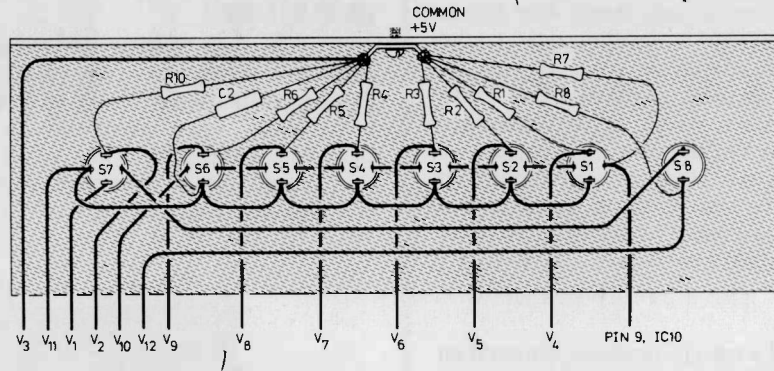


Fig. 2.5. Switch panel wiring for the "4 from 6" game. The V references are Veropins on the main board shown in Fig. 2.6

Each month a diagram illustrating the positions of the relevant i.c.s on the board is to be presented. These will not show the point to point wiring as this is too complex, and must therefore be completed with the aid of the appropriate circuit diagrams. It may be mentioned that each month's construction occupies a reasonably self-contained section of the board.

Fig. 2.6 shows the positions of the i.c.s described in this article and their associated decoupling components. Note carefully the situation of the power rails. Package density on this board is high so do not be tempted to alter their positions, otherwise remaining circuits might not fit on.

In the prototype i.c. sockets were used with the most expensive i.c.s, safeguarding the manufacturers guarantees. Where sockets are not used the most sensible procedure is to firstly position the particular i.c. on the board without

soldering it in, complete all connections to it and finally solder in those of its pins to which connections have been made. Making power supply connections is always a good starting point. Number each i.c. as soon as connections to it are completed.

UNCONNECTED LEADS

There are signal connections at the end of this month's construction that cannot be completed until subsequent sections of the logic have been described. It is advisable not to solder in the known end of such leads as this will leave a rather confusing array of loose ends—enough to unsettle the neatest of constructors! The labelling of these connections on all circuit diagrams will allow them to be connected unambiguously when they are required.

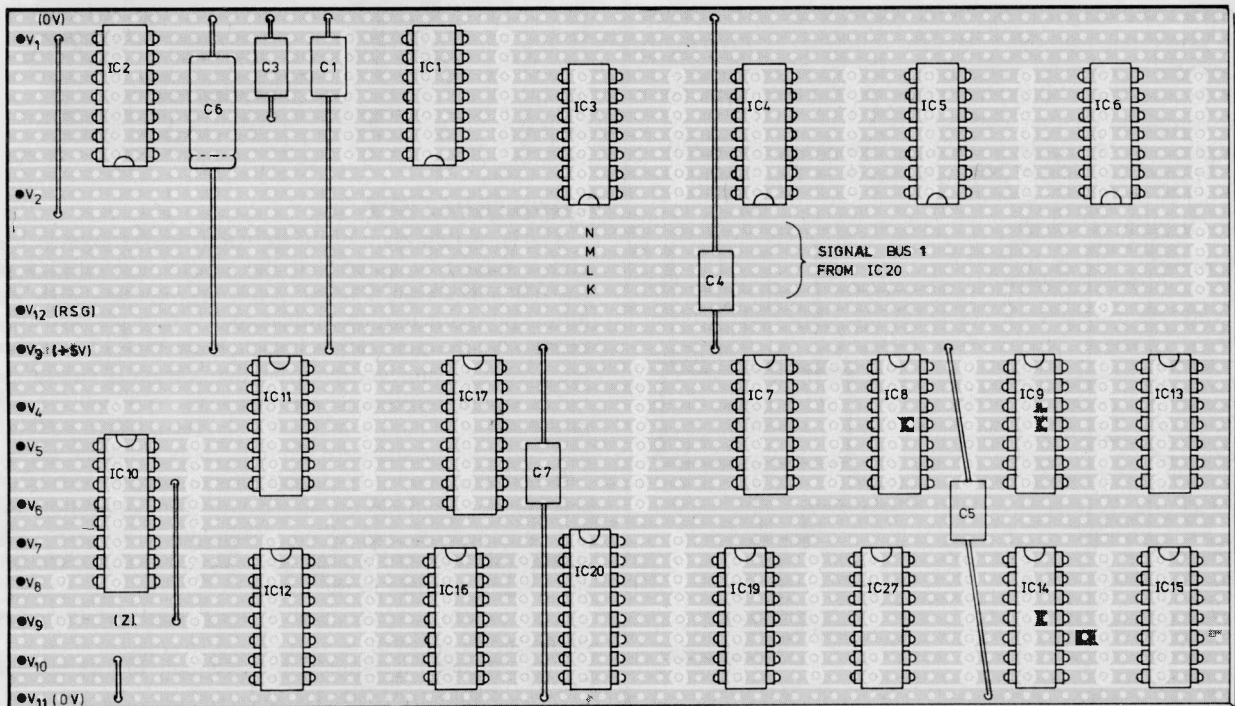


Fig. 2.6. Prototype component layout for one third of the main board (Section 'A' on photograph). Since point to point wiring here is too dense for illustration it is left to constructors to work from the appropriate circuit diagrams

VERO PINS

Connections to and from the boards are made via Veropins, with Fig. 2.6 showing the location of those pins for connections to the switch panel. The wires from this panel are not soldered to these pins yet, as this would make it almost completely impossible to wire up the main board. Instead these connections are made using "flying sockets" which sleeve over the pins and allow easy removal after testing. (If such sockets prove difficult to obtain, Soldercon i.c. sockets may be used instead). When the project is finally completed these sockets can be soldered to the pins to give a permanent and reliable connection.

The three extra i.c.s for the "4 from 10 colour" game can be included as follows. IC50 and 51 can be mounted on a small additional Veroboard located beneath the switch panel, whilst IC52 can be positioned on board 1 between IC17 and 7. The changeover switch may be mounted on the peg-board above board 1.

TESTING

There are two basic ways of checking sequential logic circuits, namely dynamic and static testing. In the former the test procedure is accomplished at the full operating speed of the system, requiring the use of relatively high speed test equipment. In the latter the testing is performed on a slow, step by step basis, so that each operation may be verified using a simple logic probe or the low voltage (approximately 5V) scale of a multimeter. This unit may be tested using the last approach.

When partially completed digital systems are checked, an important point to bear in mind is that unconnected TTL inputs behave as if a logical one is applied to them, and will often need to be grounded before a test may be made. A test schedule follows:

(a) Temporarily connect the switch panel, as described, and check that all six latches of IC10 are in the zero state. Press each of the entry buttons in turn and verify that the corresponding "Q" output goes high for as long as the button is held down, and that the correct complemented code appears on lines RST. When no button or S1 is pressed these lines should read 111. The "Z" signal, IC10 pin 14, should appear whenever any button is pressed, irrespective of which one.


(b) Check that the operation of the "Call" button will summon an unpredictable sequence of four codes in the random generator. The codes 111 and 110 should never occur.

(c) The data selector may be checked by connecting to ground all but one of the enable, or strobe lines (C_1-C_4). The complemented code from the location of the counter corresponding with the ungrounded strobe line should then appear on lines ABC. For example, if C_1 , C_2 and C_3 are all connected to 0V, the complemented code X4 from IC6 will be on ABC.

(d) The action of the comparator can be tested by selecting one of the X codes, as described in (c) and then depressing the button corresponding to the colour code within the selected location, for example if X4 is selected and is found to contain the code 001, the depression of S2 will send E high and \bar{E} low. If any other button is pressed E will remain low. Note that the button must be kept depressed throughout the duration of the test.

NEXT MONTH: Scoring logic and control circuits.

NEXT MONTH



DIGITAL MULTIMETER

An excellent project! Construction is made easy using the Siliconix LD130 i.c., when you build this battery powered multimeter.

All ranges are selected on an elegant rank of push-buttons to give, 1V to 1000V, and 1mA to 1A, with both measuring modes capable of a.c. or d.c. Resistance between 1k Ω and 10M Ω can also be measured.

Set to read voltage, the input impedance is 10M Ω . Readout is given on a three-digit (0.3 inch) l.e.d. display with over-range indication

GUITAR SUSTAIN UNIT




To the guitar cognoscenti sustain is simply the artificial extension of a note. However, how this is electronically achieved can be the difference in pounds and performance. Some lower-priced, less elegant designs, can sound harsh and make chord sustain impossible so that you are limited to one or two notes. In contrast, we offer you the sophistication of non-distorting v.c.a. sustain which allows full chords at a price you can afford

**Plus
PE CHAMP and PE MASTERMIND
continued**

PRACTICAL
ELECTRONICS

OUR OCTOBER ISSUE WILL BE ON SALE FRIDAY,
SEPTEMBER 9, 1977



Therefore, changing the resistance by a factor of 2 does not change the current through the meter by the same factor, thus the familiar non-linearity is produced, with the high resistance end of the scale becoming progressively more cramped.

The solution to this problem is to maintain a constant current through R_x and to measure the voltage across it. The circuit of Fig. 2 shows an operational amplifier in the inverting mode. The $-ve$ input is the virtual ground point, and current through R_{in} is simply $\frac{V_{in}}{R_{in}}$. Due to op. amp. action, this same value of current must now flow through R_f , V_{out} rising to some value to achieve this. If R_f is half the value of R_{in} , V_{out} will be half V_{in} . Thus the op. amp. acts as a constant current generator, feeding this constant through R_f . If R_{in} and V_{in} are fixed, and R_f is made the resistance under test, V_{out} will be directly proportional to R_f .

LINEAR OHMMETER

R. HARRIS

A LINEAR ohmmeter is an essential piece of equipment for accurate resistance measurement as there is none of the cramping found in the usual log. scaling of the meter. The circuit to be described will measure from 0Ω to $10M\Omega$ in seven ranges. It is straightforward and fairly inexpensive to build, and would suit a newcomer to the hobby, whilst providing him with a very useful piece of test gear. With this fact in mind, a method is described of setting up the ohmmeter which requires no other test gear.

It is also useful for the experienced constructor, to complement the main multimeter, being easier to read and more accurate, and allowing the multimeter to be used just for current and voltage measurements. When one wishes to make a quick resistance check on a component it can be very frustrating if the only multimeter available is connected into a circuit under test.

PRINCIPLE OF OPERATION

The conventional multimeter circuit, good though it is in many respects, suffers from non-linearity of the scale on the resistances ranges. This is because of the nature of the circuit used (Fig. 1). Current through the meter is given by:

$$I = \frac{V}{R_x + R_v + R_m \text{ (meter resistance)}}$$

Giving the expression some values, for a $100\mu A$ meter movement and a 3V battery, $R_v + R_m$ must be

$$\frac{3V}{100\mu A} = 30k\Omega$$

If we now make R_x $20k\Omega$, the meter will read

$$\frac{3V}{30k\Omega + 20k\Omega} = 60\mu A$$

If we now double the resistance, the meter reads

$$\frac{3V}{30k\Omega + 40k\Omega} = 42.8\mu A$$

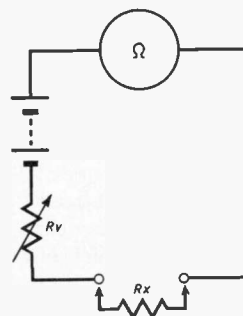


Fig. 1. Conventional ohmmeter circuit

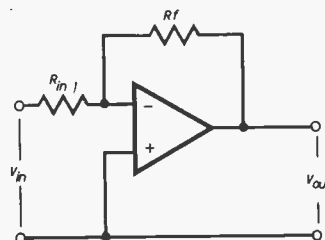


Fig. 2. Op. amp. in the inverting mode

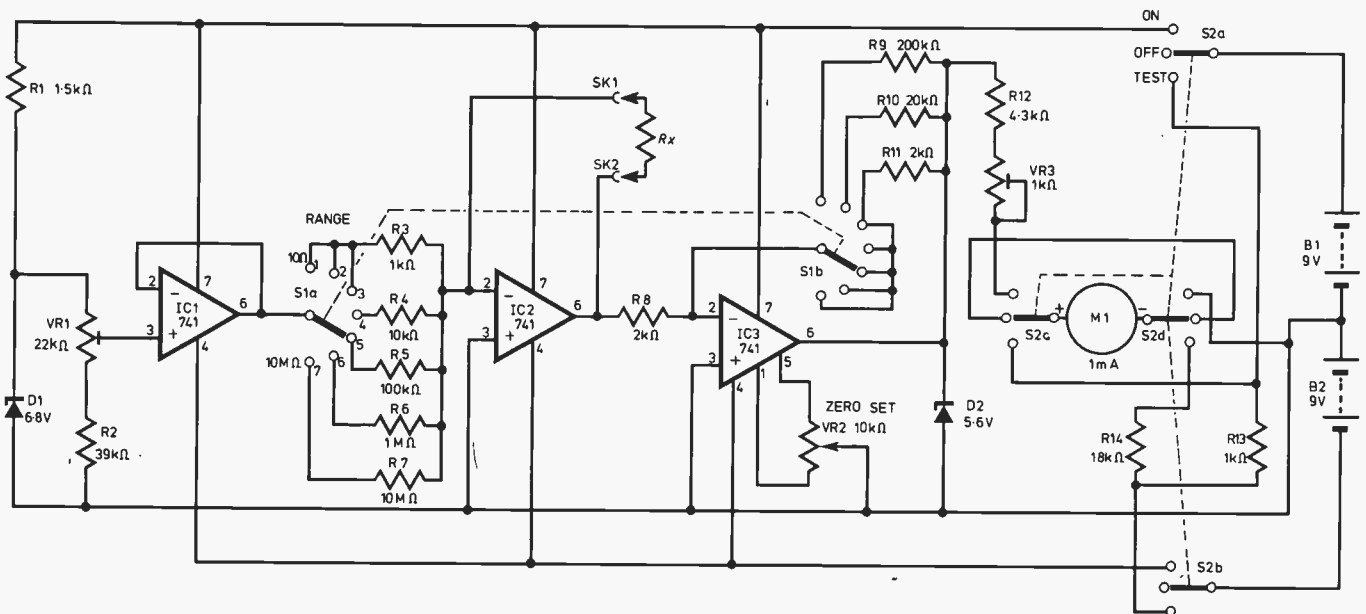


Fig. 3. Circuit of linear ohmmeter

COMPONENTS . . .

Resistors

R1	1.5kΩ	5%	¼W
R2	39kΩ	5%	¼W
R3	1kΩ		
R4	10kΩ		
R5	100kΩ		
R6	1MΩ		
R7	10MΩ		
R8	2kΩ		
R9	200kΩ		
R10	20kΩ		
R11	2kΩ		
R12	4.3kΩ	5%	¼W
R13	1kΩ	5%	¼W
R14	18kΩ	5%	¼W

} close tolerance ¼W
(see text)

} close tolerance ¼W
(see text)

Potentiometers

VR1	22kΩ miniature skeleton preset
VR2	10kΩ linear
VR3	1kΩ miniature skeleton preset

Switches

- S1 Miniature "Makaswitch" kit comprising: 1 shafting assembly; 2-12 way single pole wafers (end stop set to give seven ways) (RS Comps)
- S2 1-4 pole, 3 way rotary switch

Semiconductors

IC1-IC3	741 (3 off)
D1	BZY88 6.8V
D2	BZY88 5.6V

Miscellaneous

- Die-cast box with card slots 121 × 95 × 57mm
(4½in × 3½in × 2¼in)
- 2 off 4mm sockets (one red, one black) (SK1, SK2)
- 2 off 4mm plugs
- 2 off croc. clips or clip-on probes "
- 1 off flush mounting spindle lock
- 2 off PP3 batteries and connectors
- Veroboard 0.1in pitch
- Veropins if required
- 2 knobs
- M1 1mA meter

THE CIRCUIT

The reference voltage is produced by R1 and D1 across VR1 and R2 (see Fig. 3). The slider of VR1 feeds the non inverting input of IC1, a 741 operating as a unity gain follower. This has an input resistance of several megohms and so does not load the reference voltage components. VR1 is adjusted to give an output of 5V from IC1. Five volts was chosen as a working voltage so that some deterioration of battery voltage could be tolerated before the instrument became inaccurate.

The 5V from IC1 is passed into IC2, the constant current generator, via the input resistor selected by S1a, and in the case of the five upper ranges the output of IC2 is 5V for the maximum value of R_x in that particular range. The two lower ranges share the 1kΩ resistor of the third range, the reason being to prevent drawing too much current from IC1. This means that the maximum output of IC2 on the 10Ω range is 50mV, and on the 100Ω range, 500mV. The output of IC2 is passed into IC3, the function of which is to multiply the output voltage of IC2 by a factor of 100, 10 or 1, depending on the range selected.

ZEROING

IC3 also has an offset potentiometer connected in usual 741 fashion, to zero the meter. Zeroing should be carried out with S1 set to 10 because the gain of IC3 is then at its greatest and any offset is more noticeable.

The output of IC3 is passed to a 1mA meter via R12 and VR3 which are the meter multiplier resistors. VR3 is set to make the meter read full scale with 5 volts across it. D2 is included so that during over-range conditions when the output of IC3 could rise to nearly the +ve supply voltage, the meter movement is not unduly overloaded.

In the "on" position of S2 the meter and multiplier resistors are connected between IC3 output and 0V and the batteries are connected to the circuit. In the "off" position power is removed and the meter movement shorted to prevent too much mechanical movement of the coil assembly.

In the test battery position the meter is connected across the batteries with R14 acting as a multiplier to give approximately f.s.d. with 18 volts applied, and R13 simulating the load of the circuit.

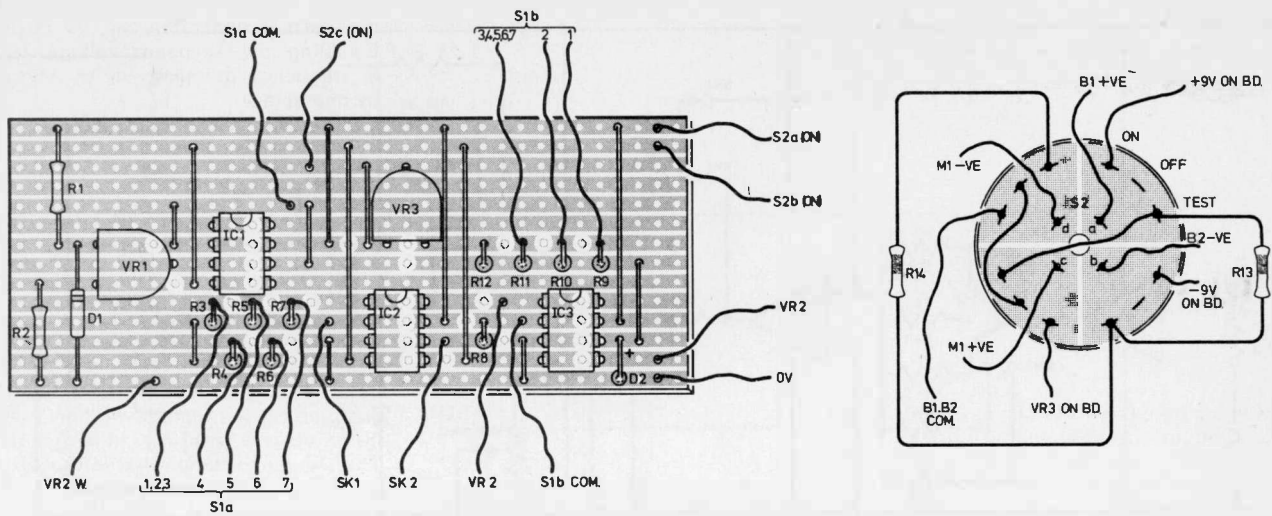


Fig. 4. Board layout and wiring details for switch S2

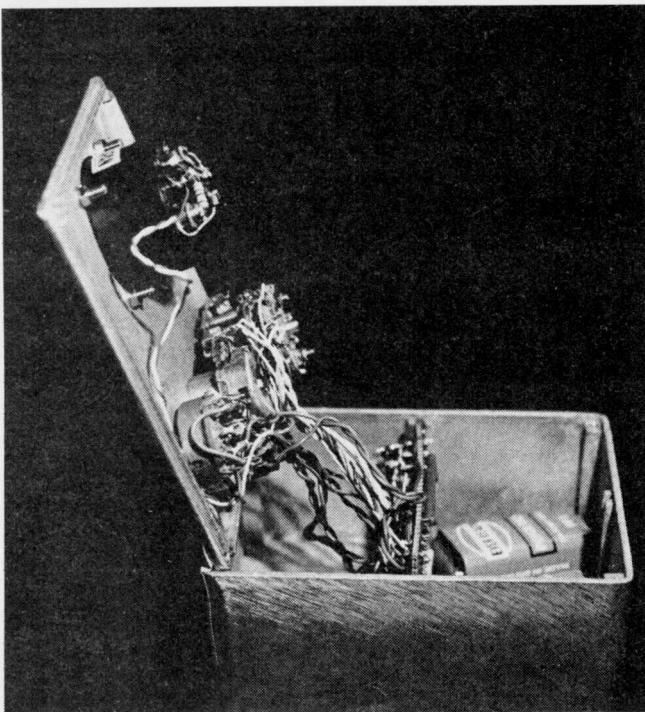
CONSTRUCTION

The instrument was built into a die cast box 121 × 95 × 57mm (4¾ × 3¾ × 2¼in) but constructors may well have their own ideas about this.

The circuit itself is built onto a piece of Veroboard 86 × 38mm (3.4 × 1.5in) with a 0.1in hole spacing, and fits into the slots provided in the die cast box. Details are shown in the diagram (Fig. 4).

It is important to remember that in a measuring instrument such as this, final accuracy will only be as good as the components used, and therefore close tolerance resistors are necessary in the measuring section of the circuit. Two per cent resistors were used in the prototype (1 per cent or better could be used if desired, although it will probably be difficult to obtain a 10MΩ resistor for R7 closer than 5 per cent).

The prototype linear ohmmeter showing the range switch wiring



The circuit lends itself to modification, almost any op. amp. could be used, 741s are not imperative although the circuit board details will not necessarily be correct for another type. Because the meter is fed from an active source it too can be almost any sensitivity provided suitable multiplier resistors are used. 1mA was chosen as a compromise between the fragility of a 50 or 100μA movement, and the higher current required for a 5 or 10mA movement.

The front panel of the box was given a brushed finish by clamping it horizontally by the flanges in a vice, and brushing it in one direction with medium grade emery paper wrapped round a wooden block. The lettering was applied with a stencil and pen, although "Letraset" or similar could be used. Finally it was protected with two or three coats of clear lacquer.

SETTING UP

With a voltmeter across the output of IC1, adjust VR1 till the voltmeter reads 5V. Connect the voltmeter across the output of IC3, and with the 10Ω range selected, short the input sockets together. Adjust VR2 till the meter reads 0. With the voltmeter still across IC3 output, switch to the 1kΩ range and place a 1kΩ close tolerance resistor across the input terminals. Check that the voltmeter reads 5V and adjust VR3 to make the instrument meter read full scale.

If the constructor has no test gear available, the following method may be used to set up the ohmmeter. Obtain a mercury cell in known good condition, with an e.m.f. of 5V or less. Temporarily disconnect R12 from IC3 and place the cell across the meter and multiplier chain, observing polarity. Set VR3 for the meter to read in tenths of a milliamp, double the applied e.m.f., that is, for an e.m.f. of 3 volts the meter should read 0.6μA. Now connect R12 to the output of IC1 and adjust VR1 for full scale. Re-connect the meter circuitry and short the input terminals with S1 set to the 10Ω range. Adjust VR2 for zero reading.

Although VR2 has been made a panel mounting control, it will be found that once it has been set it will not be necessary to adjust it very often. For this reason it was flush mounted with a spindle locking device, a slot being cut in the spindle for screwdriver adjustment.

After a final check that the meter is operative on all ranges, and that the battery test position works, the instrument is ready for use. Note that the pointer works the correct way; low resistance on the left, high resistance on the right, unlike a conventional multimeter. ★

Strictly Instrumental

by K. Lenton-Smith

A well-tempered synthesiser keyboard should produce a well-tempered player! However, I suspect that many home constructed instruments suffer from instability and much of the enjoyment that could be derived from the finished product is lost because of the need to knob-twiddle constantly in an attempt to keep the brute in tune. If this is the case, the problem invariably centres round the VCO and voltages from the key contacts.

With most practical projects, nominal voltages will suffice: designed for 9V, it will still work happily on 8V or 10V. Electronic music requires terrifying accuracy for voltage-control of frequency if the instrument is to be acceptable. For example, 0.5V per octave is 42mV for each semitone interval and, as a semitone is divided into 100 cents in terms of tuning and there are those who can hear a 5 cent error, we are looking for accuracy of 2mV or so.

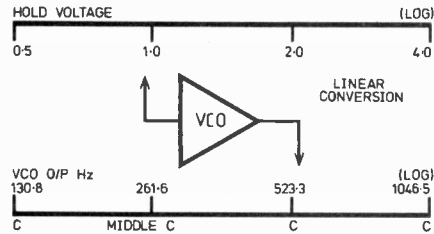
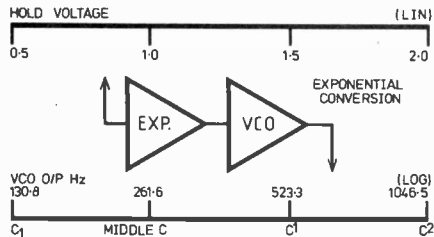
EQUAL VOLTAGE DIVISION

One type of VCO arrangement is to provide a linear series of voltages along the keyboard so that equal voltage increments appear between each semitone. With this system there is no difficulty in providing keyboard voltages. A chain of identical resistors is connected across a constant voltage source, "Span" being arranged by allowing a small adjustment of this voltage. Musical pitch increases on a logarithmic basis, although frequency doubling for each successive octave. Linear voltages thus have to be converted exponentially before being fed to the integrator and comparator.

The critical part of this scheme is the controlled current generator which provides the conversion and, because of the thermal sensitivity of transistors, some sort of "oven" is incorporated in the plan in order to stabilise the convertor as far as possible. Despite all precautions, frequency tends to be erratic and this is evident when playing with other instruments.

GEOMETRIC DIVISION

I recently played a Mini-Korg and decided to test this by tuning it to my Hammond immediately it was switched



Comparing log and linear conversion of control voltages to musical pitches

on. It stayed in perfect tune for several hours of use, measured against the rigid tuning of rotary magnetic generators. I have no circuitry for the Korg, nor was I in a position to look into the "works" at the time, but I guess that a different approach is used in this and other synthesisers.

By arranging that the keyboard control provides a geometric (or log) series of voltages, converted on a linear basis

in the VCO, the problems surrounding the current generator can be obviated. Doubling the keyboard voltage results in frequency doubling (or raising pitch by one octave).


From the reliability aspect, it would seem better to adopt this system in order to dispense with the convertor: the logarithmic keyboard can be arranged with presets and octave switching contacts or CMOS devices. Voltage control from sources other than the keyboard is still available with this method, of course. Provided that thought is given to the possible temperature sensitivity of passive components and that a stabilised power supply is considered to be a *sine qua non*, the instrument will only need to be tuned once—during initial setting up. The only qualification is that rough treatment and slack presets will upset things, but the remedy is fairly obvious!

Exponential convertors cause no problems in other modules, such as transient generators or VCFs: they are only concerned with processing existing frequencies.

UPPER MANUAL

Readers' letters indicate that there is considerable interest in organs. An excellent introductory text for those seeking a broad spectrum understanding of electronic organs and their workings is the revised Musical Instrument Manual, from Pitman, written by Alan Douglas, costs £7.50 and has become a standard work over the years. It is not a constructional book, nor does it contain circuitry of a complete organ, but is a most useful reference manual for those wishing to increase their background knowledge. As a guide to theory and design, it offers chapters that point the way for the self-designed instrument: parts of commercial circuits and experimental methods appear in the book.

The approach by designers over the years to producing instruments capable of serious musical interpretation is probably this book's theme. It can be recommended to anyone contemplating an organ with conventional voices for light entertainment.



The Mini-Korg synthesiser

MARKET PLACE

Items mentioned in this feature are usually available from electronic equipment and component retailers advertising in this magazine. However, where a full address is given, enquiries and orders should then be made direct to the firm concerned. All quoted prices are those at the time of going to press.

DIGITAL MULTIMETER

A new, low-cost, multi-function digital multimeter intended for both the amateur and professional engineer is the latest product from **Fluke International Co.**, to be marketed by **ITT Instrumental Services**.

The Fluke Model 8020A digital multimeter has been designed to withstand the rigours of frequent field use. It incorporates a 3½-digit liquid crystal display of ½in character height, and has the various function and range push-button selectors arranged down one side of the unit to allow one-handed operation.

A custom designed CMOS/LSI circuit provides analogue-to-digital conversion and display decoding and drive. Together, the use of the LSI circuit and LCD help to ensure maximum battery life from the small 9V alkaline cell, which consequently gives up to 200 hours operation.

Standard features of the 8020A include auto-zero and auto-polarity, and the instrument has a total of 26 ranges and six functions. These include ten voltage ranges, from 100µV to 1kV d.c. or 750V a.c. with a basic d.c. accuracy of ±0.25%. There are six resistance ranges, from 100 milliohms to 20 megohms with a basic accuracy of ±0.2%; three ranges for diode test functions, of 2 kilohms, 200 kilohms and 20 megohms; and two conductance ranges.

With the inclusion of the diode test and conductance functions, the 8020A offers, it is claimed, far more comprehensive capabilities than those normally associated

with low cost, portable analogue or digital instrumentation.

In the case of the diode test function, for example, sufficient voltage is supplied to turn on a semiconductor junction, so that diodes and transistors can be tested for the correct forward bias voltage in situ. Individual paralleled resistors can also be checked, without the need to disconnect them from circuit.

Two conductance ranges are available. One enables the measurement of resistances as high as 10,000 megohms and thus makes possible the checking of resistance values in high voltage dividers, leakage in capacitors, printed circuits, cables and insulators, etc. The second conductance range measures over the equivalent resistance range from 500 ohms to 1 megohm, and provides the means of directly measuring transistor beta.

Extensive overload protection is a built-in feature and the instrument is protected against accidental or unknown input conditions up to a continuous 300V d.c. or r.m.s. a.c. on all functions and ranges, and against transients up to 6kV. The range of accessories available extends its capabilities into the fields of temperature, r.f., high voltage and current measurement.

Two r.f. probes can be provided. Model 82RF enables the measurement of high frequency r.f. voltages from 100kHz to 500MHz, with an accuracy of 1dB up to 100MHz and 3dB from 200MHz to 500MHz. Model 81RF may be used for frequencies from 100kHz to 100MHz, and has an overall accuracy of 1dB.

The high voltage probe, model 80K-40, is a general purpose accessory for measurements up to 40kV d.c. or 28kV r.m.s. a.c. With a guaranteed probe accuracy of 1% at 25,000V, the 80K-40 is invaluable in TV servicing applications in which the establishment of precise h.t. and e.h.t. values are essential.

To convert the 8020A into an accurate thermometer, the 80T-150 universal temperature probe can be used. The operational temperature range of the probe is -50°C to +150°C, and the instantaneous temperature is registered at 1mV d.c./degree.

For high-current measurements, the 801-600 clamp-on current transformer connects directly into the 8020A, as an interface to the circuit being checked. The transformer extends the a.c. current handling capability of the 8020A to 600A, and allows accurate measurements to be made without the need to break the circuit under test.

Other accessories include a battery eliminator and a protective carrying case containing test lead compartments.

The basic price of the Fluke 8020A digital multimeter is £99, the accessories costing extra. Further details, if required, can be obtained from **Fluke International Corp.**, Dept. P.E., Garnett Close, Watford, WD2 4TT.

HALL EFFECT MICROSWITCHES

Utilising Hall effect i.c.s to give bounce free switching, **Electronic Engineering Services** have just announced three new ranges of contactless microswitches.

These long life, high reliability microswitches require a maximum operating force of less than 1.2N and, under constant environmental conditions, have a life in excess of 10⁹ operations.

The output is derived from two open collector transistors which generate a static uniphase or antiphase signal and, with rise and fall times of less than 0.5µs, switching currents up to 500mA and operating voltages of between 4.5V and 27V, these microswitches will directly interface with all data logic systems.

Designated CM1, 2 and 3, these three sizes of microswitch are interchangeable with standard mechanical versions, have an operating temperature of -25°C to +70°C, are available with either push-on or pcb terminations and comply with the application and environmental requirements of classes HSF (DIN 40 040) and IP40 respectively.


Further information on the CM1, 2 and 3 microswitches can be obtained from **Electronic Engineering Services Ltd.**, 98 Croydon Road, Penge, London SE20 7AB.

POWER WRAPPER

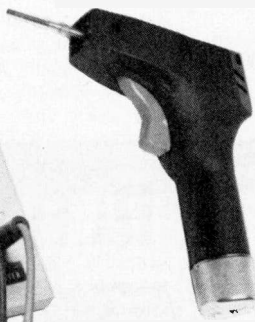
A budget-priced battery powered wire wrapping gun is the latest product from **Vero Systems (Electronic) Ltd.** This, it is claimed, brings powered wire wrapping within the scope of the development laboratory or serviceman for the first time, since its price is reckoned to be only one-third that of other power tools.

The tool is designed for standard mini-wrap terminals (0.6mm square), and uses 0.25mm wire. A bit and sleeve to give a "modified" wrap are fitted as standard, and there is a built-in backforce device to prevent over-wrapping. Rechargeable nickel cadmium batteries and a battery charger are also available.


The tool is supplied, excluding batteries, at £32.50 and is available from **Vero Systems (Electronic) Ltd.**, 362a Spring Road, Sholing, Southampton, Hants.



The Fluke 8020A Digital Multimeter




Wire Wrapper from Vero



Hall Effect Switches from Electronic Engineering Services



National Semiconductor combined Digital Watch/Calculator Module



Tidy Tubs from Platignum

CALCULATOR/WATCH MODULE

A set of complementary metal oxide semiconductor LSI devices designed for use in calculator, wristwatch or control applications is now available from National Semiconductor.

Using this set of programmable, calculator-oriented processor chips, designated the MM58101 (ROM element) and MM58102 (memory and processor), National have fabricated a combined scientific slide-rule calculator and digital watch module, complete with keyboard and liquid crystal display.

The scientific calculator and watch module is claimed to be the first to use liquid crystal display technology. In addition to presenting a six digit continuous display of hours-minutes-seconds, the unit also has a month/date calendar, AM indicator and dual night viewing lights. In the calculator mode, it employs algebraic logic, has full scientific notation, trig and log functions, store and recall memory, pi, powers of numbers, register exchange and reciprocals.

Hybrid construction is used to mount the chips on a small p.c.b., on which is also mounted a miniature 5 by 4 matrix keyboard and field effect LCD with $\frac{1}{4}$ inch high digits.

Thirty-six possible switch functions are available on the dual function keyboard. Normally in the numeric entry mode, a function key calls up the upper case functions such as natural logs and sine or cosine. Another key is pushed to place the watch module in the timekeeping mode. The six most significant digits are displayed for calculations, with switches on the side to call up the next six significant digits, as well as the calendar/date functions. Switching to the calculator mode from the timekeeping mode is done by pushing any digit key.

Unlike conventional digital watches there is no complicated procedure for setting time or date, since the calculator

keyboard may be used instead. For example, the user can add or subtract seconds by merely pushing the plus or minus key and then the desired number of seconds. Similar procedures can be followed to set hours, minutes and days.

Also, unlike the standard digital watch, the watch-calculator module can be used to store numeric information unrelated to either calculations or time-keeping. For example, if a user wants to remember a telephone number or pricing on an item and has no paper, the number can be punched on the keyboard and entered into the calculator memory. There it will remain as long as there are live batteries in the module, or until the user calls it up and erases the information.

Full technical details of the MM58101 and MM58102 module can be obtained from National Semiconductor UK Ltd., Dept. P.E., 19 Goldington Road, Bedford, MK40 3LF.

PROBE

Off-the-shelf availability of the China-glia USIJET signal injector, is announced by Alcon Instruments. This pen-shaped probe is primarily intended for use in fault-finding and alignment checking in the radio and television areas, but has applications over a wide field including audio and communications markets.

The Usijet incorporates a blocking oscillator as the main signal generator, giving a basic 500kHz signal which is modulated at 1kHz for identification and demodulation check purposes. It is claimed that because of the waveform used the equipment produces harmonics detectable right up to 500MHz, very useful in many servicing applications.

Power consumption is 25mA from an internal 1.5V battery to give a 20V peak-to-peak output at the probe tip.

In use the equipment case is merely connected via a fly-lead to the "earth-line" of the item under test and the probe tip touched on the required point of the

circuit under investigation. The Usijet can be used in "live" test conditions and the probe can cope with circuit voltages of up to 500V d.c., somewhat more than would normally be met in most practical circumstances.

The price, complete with earthing lead and instructions, is £11.55 inc. VAT. Further information can be obtained from: Alcon Instruments Ltd., Dept. P.E., 19 Mulberry Walk, London SW3.

STORAGE BINS

For many years the name Platignum has been associated with writing materials and drawing equipment. Now the Company has come up with a simple and effective idea that should find a home in many varied places.

Called Tidy Tubs, they are ideal for storing components, tools, such as side cutters, long-nose pliers and small screw drivers, in any one of six different size plastic tubs. Each Tub is fixed to its neighbour, forming one compact group.

A word of warning—if you find your Tidy Tubs have disappeared from your workbench or study, they make nice flower trays and are ideal for storing all those special ladies' trinkets that litter the dressing table.

Available in six different colours, the Platignum Tidy Tubs cost £1.50 each and should be obtainable from most good stores and stationers.

CATALOGUES RECEIVED

A new components catalogue and a databook have been received this month which we can recommend to our readers.

The latest Marshall's Catalogue takes on a new format, 32 large size pages, containing many new items including a revamped section on Microprocessors and support devices.


And how's this for progress during the age of spiralling prices, Marshall's have actually "Reduced" the cost of their catalogue from 55p (168 small pages) post paid to 35p post paid. The price to callers is 25p, the old price was 40p.

Copies of the Marshall's Components Catalogue can be obtained from any of their shops or direct from A. Marshall (London) Ltd., Dept. P.E., 42 Cricklewood Broadway, London NW2 3ET.

At the time of going to press, Marshall's are caught up in the Cricklewood postal dispute and readers are advised to order through their Glasgow and Bristol branches.

Now available from Jermyn Distribution is the new 400 page National Semiconductor MOS/LSI Databook. Divided into 14 sections and commencing with Clocks and Counters/Timers it also includes details on Electronic Organ and TV Circuits, A/D converters, Communications/CB Radio Circuits as well as Watches, Calculators and Keyboard Encoders.

Copies of the National Semiconductor MOS/LSI Databook, price £5.95, can be obtained from Jermyn Distribution, Dept. P.E., Sevenoaks, Kent.



INDUSTRY NOTEBOOK

By Nexus

BRITAIN LOOKS WEST

Of all the European nations, Britain is the leading investor in the United States according to figures published by the US Department of Commerce. Second place, but a long way behind, is the Netherlands followed by Switzerland, France, Germany and Sweden.

The attractions of the USA are almost self-evident. The richest market in the world, a less onerous tax structure, high levels of productivity and better profits. The push factor, driving investment out of Britain, is high taxation, a squeeze on profits, constant government meddling, low productivity.

Who are the traitors investing overseas? Are they shady speculators? Wide boys? Currency manipulators? The biggest British investor in the United States this decade has been government-controlled BP.

Turning now to electronics, the great Wescon exhibition in San Francisco opening in September was already over-booked with a waiting list of 100 booths by last June. In contrast, the London Electronic Components Show was disappointing in both number of exhibitors and overall attendance.

No, I'm not knocking Britain. Only pointing out the difference between an environment where effort is rewarded and one where it isn't. BP in the USA earns us a lot of dollars. So do the operations of companies like GEC and Plessey and dozens of others overseas. When wealth-creation becomes respectable again in Britain, as it must, there will be plenty of investment here, too.

FREE ENERGY

Alternative energy sources are going to be very good business. Post Office trials on v.h.f. telephone links powered by solar cells have already shown that even

in the bleak British winter there is sufficient free energy to keep the batteries topped up. And this with cells of comparatively low efficiency.

IBM is now claiming to have developed a gallium arsenide solar cell with a conversion efficiency of 22 per cent. Early silicon devices were typically 10 per cent efficient and more recently silicon devices for terrestrial use have achieved 18 per cent. These new levels of efficiency (IBM believe they can push up to the theoretical maximum of 27 per cent) could transform present thinking.

At a symposium staged by the Royal Institute of Navigation last December, Colin Mudie, a yacht designer and naval architect, suggested that a 400ft long vessel operating on the edge of the tropics could receive five million kilowatt-hours of energy from the sun per year, sufficient to provide a quarter of the total propulsion power for a ship that length. He didn't think much of this and was proposing sails (wind power) as a better method of helping out on the cost of oil and its conservation. But the big increase in efficiency resulting from the IBM developments would transform his solar energy figures.

Mudie and other workers in the field of naval propulsion are not suggesting doing away with conventional engines. They would remain but be supplemented by other energy inputs. If sails were used they would be in the form of scientifically designed aerofoils controlled positionally by hydraulic actuators, position being determined by electronic computer.

NUMBERS GAME

Gone are the days when I used to brag to acquaintances that my electronic watch (then still a novelty) had the equivalent of 312 transistors in a single chip. And today I'd feel rather foolish in admitting that it cost £80.

Even so, I was knocked back when I was sent advance information on Hewlett-Packard's package which for want of a better name they are calling a wrist instrument because it is more than a wrist watch, having over three dozen different functions including a calculator, a memory, a 200 year calendar, a timer, a stopwatch, an ordinary watch and an alarm. It has 28 keys and a nine-digit display and inside, including the controlling microcomputer, are the equivalent of 38,000 transistors.

The only area where I can still score is on price. The H-P wrist instrument costs 650 dollars. But for that price you could hand it down to your great-great-grandchild who would still find the calendar accurate. I have to adjust mine every month when there are less than 31 days.

The H-P LSI package may, however, soon be out of date. At a recent IEE meeting, Derek Roberts of Plessey Microsystems was saying that by 1980 we could expect to see the million-device chip!

And while on the numbers game I might mention the increasing complexity of simple (well, they used to be) wiring looms on aircraft. Looking at three generations of aircraft, the Starfighter had 8,000 test points, the Phantom 15,000 and now the MRCA Tornado has 40,000. Cable inspection by computerised automatic testing takes four hours. A good operator with an Avometer and Megger testing for continuity and insulation resistance would spend 10 weeks on the same task.

READY TO GO

It is 10 years since the short-range *Seawolf* self-defence system for the Royal Navy was conceived. Now, after two years of intensive trials in *HMS Penelope*, it is ready for production.

Intruders into naval air space would be wise to keep their distance. A target rocket travelling at over twice the speed of sound was destroyed first shot. Looking for an even more difficult target it was decided to try *Seawolf* against an ordinary 4.5-inch shell. It seems that nobody had thought of doing such a thing before. *Seawolf* attacked at a closing speed of better than Mach 2.5 and engaged successfully.

So *Seawolf* has proved itself as an anti-missile missile. No human operator could hope to exercise control at such speeds of engagement so everything is automatic from threat evaluation to kill recording. Like most big projects *Seawolf* has been a joint development with BAC building the missile, Vickers the launchers and Marconi Radar Systems main contractor on electronics with Ferranti as a major subcontractor.

The first production system is to go in *HMS Broadsword* a Type 22 frigate, now being fitted out in Yarrow's Yard, Glasgow.

DISTRIBUTORS GAIN GROUND

Forecasts a few years ago that the proliferation of small component distribution companies would cease and just a few big firms would survive have been confounded by events. There are still over 100 in the UK and all seem to be making a living if not a fortune.

What's more, their trade association AFDEC is projecting over 20 per cent growth in the value of component sales through these outlets. In 1978 over £50 million worth of active components will be bought through distributors and over £33 million worth of passive components. The total UK market for components next year is estimated at £254 million for active devices and £244 million for passives.

There will be some price inflation but AFDEC experts say this will be only 5 per cent for active devices, 10 per cent for passive, and thus well below the current general inflation rate. So, relatively, components are still getting cheaper.

HIGH ACCURACY RECTIFIERS

D. F. Bowers, B.Sc.

THE diode has been with us for a very long time, and various types have been used for a multitude of purposes. Still the most common application of diodes is rectification or detection.

Modern diodes of the silicon type are very useful for rectifying medium potentials over a wide range of currents, but at low voltages the forward voltage drop begins to dwarf

the applied signal. This voltage drop is in any case dependent on temperature, but at low currents can also vary (logarithmically) with the current through the device.

For a silicon diode the drop is of the order of 0.7V for currents in the milliampere range. Whilst diodes of the germanium or metal oxide type have a lower intrinsic drop, their behaviour is less well defined and their bulk resistance much greater. These diodes also have much higher reverse leakage currents than silicon types.

ACTIVE RECTIFIERS

For low-level audio and control measurements, what is needed is an active rectifier which is free from the aforementioned problems, but is also cheap. This article describes the use of operational amplifiers in this application, showing the numerous possible configurations. The circuits are all designed around the 741 integrated circuit for economy, but faster amplifiers can be used if necessary. All diodes are silicon types, 1N4148 or similar, and should be of good quality to ensure low reverse leakage.

OPERATIONAL AMPLIFIER BASICS

We do not propose to deal with the theory of op. amps. here, but one aspect is particularly useful to us. A unity gain inverting amplifier based on an op. amp. is shown in Fig. 1. The output moves to keep the inverting input at the same potential as the non-inverting input, which is earthed (through a resistor, for reasons of offset). Hence the currents through R1 and R2 must be equal and opposite, and since the resistors are equal in value the voltage drops must also be equal and opposite.

If the circuit is rearranged as shown in Fig. 2, the situation remains the same on negative input excursions, with the op. amp. output settling to one diode voltage-drop (about 0.7V) above the actual output. However, for positive input excursions the diode prevents the amplifier from maintaining the inverting input at earth potential, and feedthrough occurs.

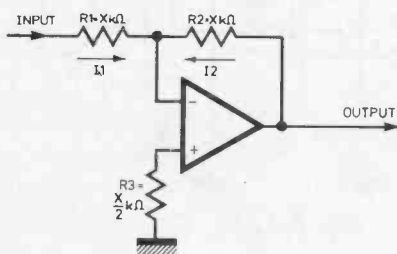


Fig. 1

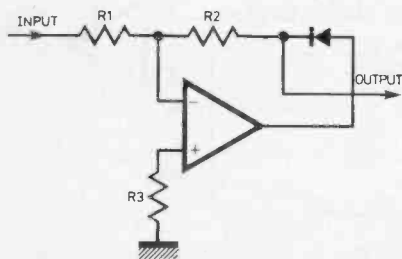


Fig. 2

This is overcome by inserting another feedback network as shown in Fig. 3. Output 1 consists of the positive excursions and Output 2 the negative excursions, settling to earth in between.

INTEGRATOR

Either output of Fig. 3 can be fed to an integrator such as that shown in Fig. 4, to produce an output proportional to the mean signal level. The values given are usable down to about 100Hz, but the capacitor value may be increased proportionally for lower frequencies, or decreased to obtain a faster attack (with higher ripple). It should be noted that the tracking performance of this type of circuit is mostly dependent on the quality of the op. amp., and not upon the diode voltage drop.

The feedback resistor, R_{fb} (which should be the same value as R_{in}) is necessary to ensure that the input offset voltage of the op. amp. does not cause the output to saturate. Output offset can be improved by at least an order of magnitude by trimming the 741 in the usual manner by means of the offset null potentiometer.

FULL WAVE RECTIFIER

The circuit of Fig. 4 gives a fair indication of the average value of a complete waveform only if it is symmetrical. If instead we differentially amplify both outputs as in Fig. 5 we have an "ideal" full wave rectifier, shown here producing a triangular waveform from a sawtooth one.

The low values of load resistors on IC1 and high input resistors on IC2 are necessary to prevent the potential on the inverting input of IC2 from interfering with the rectification process. Following this circuit with the integrator will produce an output proportional to the true mean of the input waveform.

THE "PSEUDO-DIFFERENTIAL" CIRCUIT

A simpler circuit providing a positive full-wave rectified output is shown in Fig. 6. For positive input excursions the output of IC1 goes negative and diode D2 conducts. IC1 therefore acts as an inverting amplifier and a current flows out of the inverting input of IC2, which is maintained at virtual earth by R_{fb} . A current flows into this input via R_B , so the net current out of the inverting input of IC2 is $I_{RA} - I_{RB}$. Since IC1 has unity gain, these currents are proportional to the values of R_A and R_B .

For negative input excursions, the output of IC1 goes positive and D1 conducts, so ensuring the maintenance of the virtual earth at the inverting input of IC1. D2 is now reverse biased, therefore no current flows through R_A since it is connected (in series with a $22k\Omega$ resistor) between two virtual earths. The net current from the inverting input of IC2 flows through R_B alone. If $R_A = \frac{1}{2}R_B$, the outputs of IC2 will thus be equal for positive and negative excursions, and the overall gain of the system will be $\pm R_{fb}/R_B$. For unity gain, R_{fb} in Fig. 6 should be $13.6k\Omega$.

If a mean value output is required, a capacitor can be added across R_{fb} , transforming IC2 into the integrator circuit of Fig. 4. The effective value of R_{in} is $13.6k\Omega$.

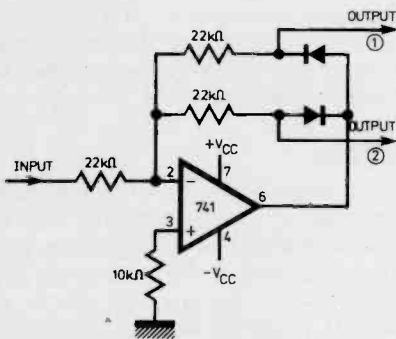


Fig. 3

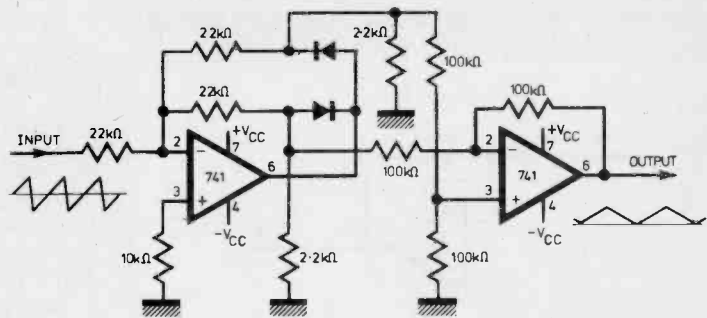


Fig. 5

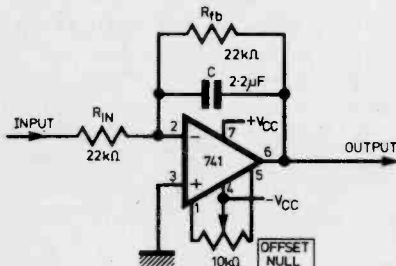


Fig. 4

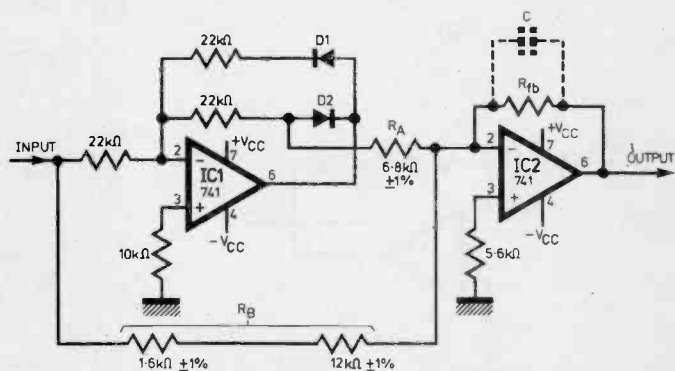


Fig. 6

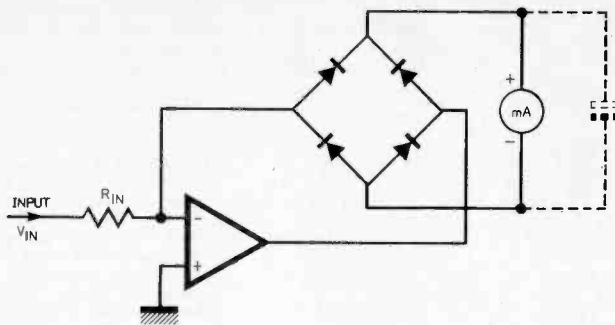


Fig. 7

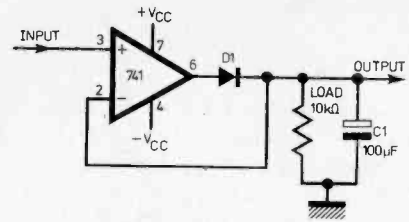


Fig. 8

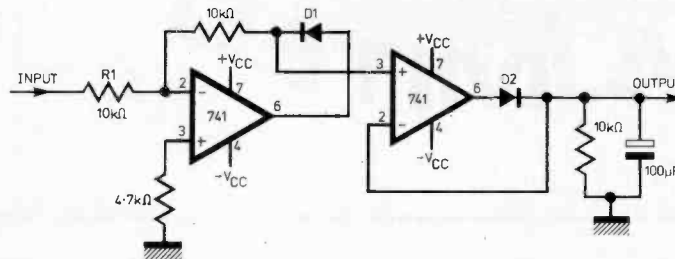


Fig. 9

It should be mentioned that, by reducing the value of the input resistor, all the rectifiers described so far can provide gain as well as rectification.

PEAK LEVEL MONITORING

The rectifier configuration commonly employed in audio millivoltmeters is illustrated in Fig. 7. Essentially it is based upon the same principles as have already been discussed, and relies upon the fact that at any instant, the current in the feedback network equals V_{in}/R_{in} . Neglecting diode leakage, all this current must flow through the meter, and because of the bridge arrangement must always flow in the same direction. Due to the mechanical inertia of the movement, the meter will follow the mean of the input voltage, but connecting a large capacitor across the meter will give the circuit peak reading characteristics.

The major disadvantages of this method are a very slow attack, and the inability of the circuit to provide an output voltage that can be used to control other circuits. The circuit to be described next is capable of overcoming both these disadvantages.

A general circuit for an ideal peak value detector is shown in Fig. 8. For positive input excursions, the inverting input of the op. amp. is made to follow the non-inverting input. If the input signal drops momentarily, the inverting input is held at its previous potential by $C1$, and the op. amp. output goes hard negative, thus biasing off $D1$.

The attack of this circuit is limited only by the forward diode resistance and the op. amp. output impedance, and to a limited extent by its slew rate.

This detector can be coupled to the output of the circuit of Fig. 5 to produce an ideal peak value monitor. With the

values shown, the decay time will be about one second. This can be changed by altering the value of $C1$. If the output is used to drive a voltmeter, the impedance of the latter can be used as the load. The decay time will then depend upon the product of this impedance and $C1$.

ECONOMICAL CIRCUIT

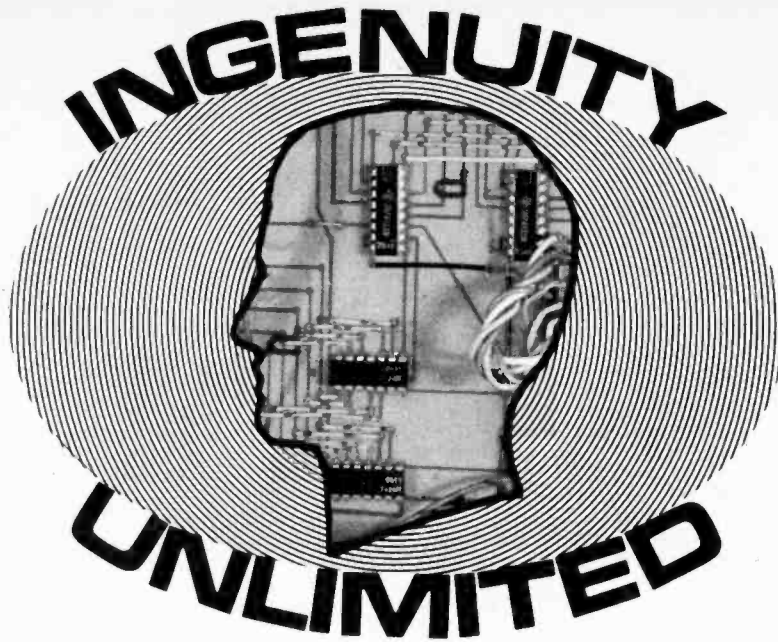
If the peak rectifier can be fed from a low impedance source, or a known impedance (such as a common emitter transistor stage) a neat trick can be used to reduce the number of op. amps. required. The circuit of Fig. 9 is a full-wave peak detector which must either be fed from a source of significantly lower impedance than $R1$, or must have $R1$ reduced in value to allow for the source impedance.

On negative input excursions, IC1 feeds inverted signals to IC2, but on positive input excursions $D1$ isolates IC1 from the circuit, and the input signal is fed directly to the detector. The detector, based on IC2, is the same as that of Fig. 8.

INPUT ISOLATION

While all the circuits shown have d.c. coupled inputs, if any standing d.c. potential is present on the source, a capacitor must be inserted in the input circuit. This capacitor must have a low impedance at the lowest frequency used, in comparison with the input resistor.

For very low level work, signals of less than 10mV, the offset of the operational amplifiers will need to be nulled. This is achieved by connecting a 10kΩ potentiometer across pins 1 and 5 of the 741, with its slider connected to $-V_{cc}$, as shown in Fig. 4. This potentiometer is then adjusted to exactly zero the output with no input signal. ★



A selection of readers' original circuit ideas. It should be emphasised that these designs have not been proven by us. They will at any rate stimulate further thought.

Why not submit *your* idea? Any idea published will be awarded payment according to its merits.

Articles submitted for publication should conform to the usual practices of this journal, e.g. with regard to abbreviations and circuit symbols. Diagrams should be on separate sheets, not inserted in the text.

Each idea submitted must be accompanied by a declaration to the effect that it is the original work of the undersigned, and that it has not been accepted for publication elsewhere.



TIMER

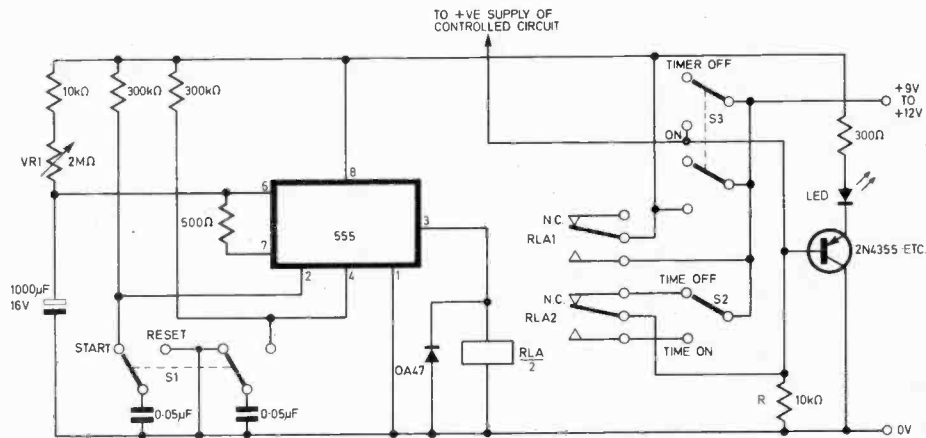


Fig. 1

A TIMER based on a NE555 i.c. is shown in Fig. 1, which can be programmed to switch another circuit on or off after a variable time duration. A manual override switch is included to keep the "controlled" circuit permanently on. If programmed to switch "on" after a time duration, the l.e.d. will illuminate giving warning that time is elapsing to the moment when the controlled circuit will switch on, and remain on

indefinitely. If programmed to switch "off" after a duration, the timer will also switch itself off completely.

This circuit was designed primarily for a radio receiver working from a 12 volt supply. Switch S1 is a double pole two-way switch used for the *reset* and *start* function. Switch S2 is for the *time off* or *time on* function, and S3 is the *on/off* and a *timer* switch.

To operate the timer, first switch

on S3 and set VR1 for required time interval and S2 for mode of operation. Then switch S1 to *start* position, and switch off S3, otherwise the controlled unit will remain permanently on. The maximum time interval of this circuit is about thirty-five minutes.

Pek Yaw Kee,
Sarawak,
East Malaysia.



WIPER DELAY UNIT

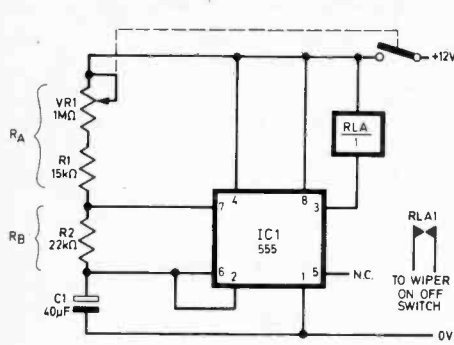


Fig. 1

THE problem with many published designs for windscreen wiper delay units is that they require more than one additional control to be placed somewhere in the car. The requirement to be fulfilled was that only one control be used.

The problem was solved using the circuit of Fig. 1. Operation is simple. IC1 functions as an astable driving the relay whose contacts are wired across the wiper on/off switch.

If continuous wiping is required the wipers are switched on as normal but if intermittent wiping is required the wiper on/off switch is switched off and the unit switched on via the switched pot. The unit switches the wipers on long enough for the "self

park" facility to take over and the wipers return to their relaxed position.

The relay contacts must be rated at least 5A, and it must operate at less than 200mA 12V.

With the values given the relay is on for 0.75 seconds and its maximum delay is 38 seconds.

If one wishes to use different values for the timing arm VR1, R1, R2 and C1 the formulae are:

$$\text{Relay "on" time} = 0.693 R_A C1 \text{ secs.}$$

$$\text{Relay "off" time} = 0.693 (R_A + R_B) C1$$

K. D. Horton,
Birkenhead,
Merseyside.

TRANSISTORISED DYNATRON

THE circuit for the transistorised dynatron is shown in Fig. 1. Its mode of operation is as follows. If a small voltage V is applied to the circuit a current I flows, mostly through TR2. As V is increased, so does I increase (Fig. 2, portion (a)).

At a point determined by the setting of VR1, further increase in V results in a decrease in I since TR1 begins to conduct, thereby switching TR2 off (Fig. 2, portion (b)). With TR2 cut off, further increase in V results in a slower rise in I than in portion (a), since most of the current now passes through R2 (Fig. 2, portion (c)).

The negative slope of portion (b) is the familiar dynatron action. In this region the circuit is in effect a two-port network with negative dynamic (i.e. small signal) resistance (Fig. 3).

If such a circuit is connected to a parallel tuned circuit, as shown in Fig. 4, oscillations will be produced, provided the losses in the resonant circuit are not too great to be cancelled out by the negative resistance, and provided the resonant frequency is not too high for the transistors used. This means that almost any tuned circuit can be resonated (within the above limits) without the inconvenience of feedback windings and capacitor.

A further application, a bistable, can be realised by connecting the circuit to a load resistor R_L (Fig. 5), chosen so that the load line cuts the characteristic curve at three points (Fig. 6). The result is a circuit capable of being switched between two stable states by pulses of the correct polarity. The output step can be made almost any required height (within the

transistor safety margins) by careful choice of R_L , V_{cc} and the setting of VR1. The input and output are the same point—the junction of the "black Box" and R_L .

These two applications give useful insight into one of the less well understood causes of instability in home-designed equipment. From the point of view of a battery or power supply, any circuit, be it a radio or a burglar alarm, active or passive, is still basically a two-port network, assuming that a split supply is

not used. If, around the chosen working point for the circuit, this two-port network exhibits negative dynamic resistance as described above, then the circuit will be inherently unstable.

This would not matter if the power supply and wiring were perfect, but in practice the instability would manifest itself as high frequency oscillation in the wiring, or bistable action. Monostable and astable action are also possible.

D. McClure,
Ayr.

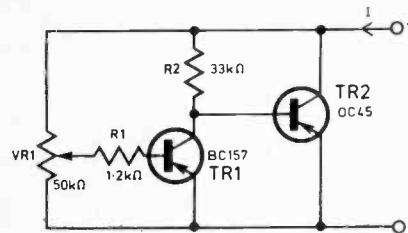


Fig. 1

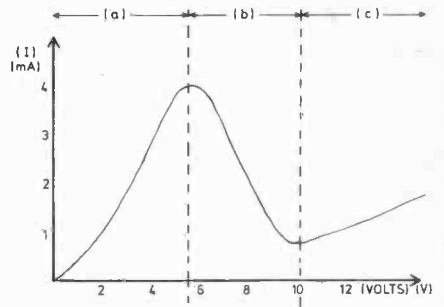


Fig. 2

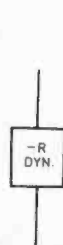


Fig. 3

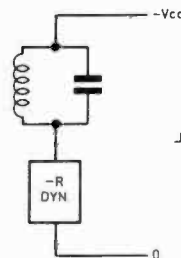


Fig. 4

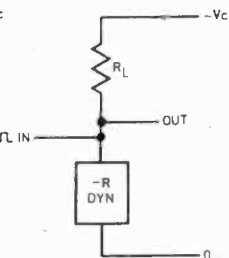


Fig. 5

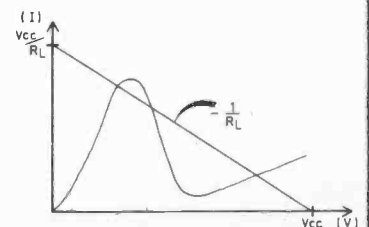


Fig. 6

HIGH IMPEDANCE AUDIO PRE-AMP



THE circuit shown in Fig. 1 was developed to combine the high impedance of a field effect transistor with the high gain and repeatability of an operational amplifier. It will drive an LM380 audio amplifier with about 100mV from almost any type of microphone.

As the f.e.t. has a very high input resistance and is voltage sensitive, R3 need not be varied. Further, most types of microphone can be connected across R3 without isolating capacitors.

The d.c. potentials around the circuit are set by negative feedback from the output of IC1 to the input via TR1 (which acts as a common gate amplifier at d.c.). Transistor TR2 is a current amplifier driving TR1 source, allowing R6, R7, C1 and C2 to have reasonable values. Since common emitter amplifiers have current gain only, while common gate and common source amplifiers have roughly equal voltage gains, the overall gain can be set by feedback to the source rather than the gate of TR1.

The audio frequency gain is set by R6/R7 to approximately 150 (44dB).

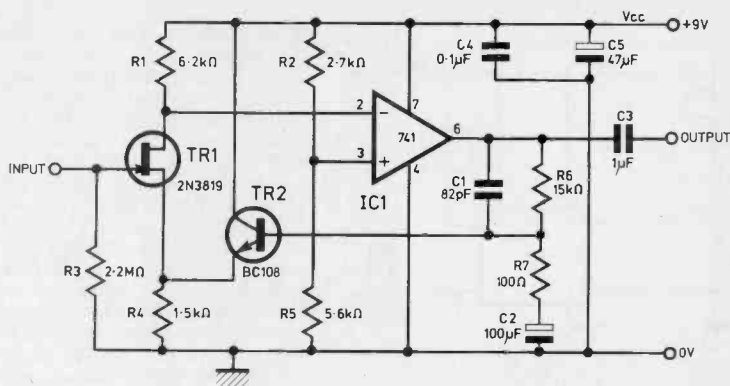


Fig. 1

The upper and lower -3dB points are set to 50kHz and 40Hz by C1 and C2 respectively. Choice of the value of the output coupling capacitor C3 is governed by the input impedance of the following circuit. The value shown would be adequate for driving an LM380. Gain

may be reduced by increasing R7, and vice versa, though this will affect the low frequency response. Capacitor C1 prevents h.f. instability.

N. Ing-Simmons,
Henley,
Oxon.

NEWS BRIEFS

Safety Abroad

UNDER the West German Equipment Safety Law, all electrical equipment sold in the Federal Republic must be safe, and certain organisations and standards have been specified by the German Ministry of Labour to indicate how such "safeness" shall be judged. This situation is so complex that it has become difficult even for German manufacturers.

Technical Help to Exporters (THE), the export advisory service of the British Standards Institution, has produced a publication entitled "Electrical Equipment Certification in the Federal Republic of Germany", which will help UK manufacturers to understand the complex procedures for electrical equipment certification in Germany. It will also help them to decide which approval organisations to use.

Copies of this book can be obtained from THE Sales Office, British Standards Institution, Maylands Avenue, Hemel Hempstead, Herts. Price £10 to THE members, £13 to non-members.

Post Office Making History

WHAT should be the world's first commercial millimetric waveguide system, has after a decade of research, been given the go-ahead by the Post Office.

At a cost of £7 million, a waveguide tube of diameter similar to that of a car exhaust pipe, will link Bristol to Reading, with a capacity of 500,000 simultaneous telephone conversations, or 300 television pictures.

The waveguide is a spiral of copper wire around the inside of a glass-reinforced plastics tube, yielding low cost, simple to manufacture and install features, and is a design unique to Britain.

Laying of the 125km waveguide, encased in a steel tube, will begin in 1979, and eventually employ five booster stations to reinforce the digital signals. This venture will involve materials supplied by Marconi, BICC, and the British Steel Corporation, and should be completed by 1983.

POINTS ARISING

WARNING SYSTEM (Ingenuity Unlimited, August 1977)

We understand that organisations representing blind people have recently expressed concern to the Department of the Environment regarding the use of audible warning devices connected to direction indicator systems on motor-cycles.

A number of near-accidents have apparently been caused by blind persons mistaking the sound of such devices for the "Walk" tone at pedestrian-controlled crossings, and so stepping out into the path of traffic.

The DoE is currently considering legislation to control the fitting of these devices to motor-cycles, and we feel that our readers should also be aware of the possible dangers involved.

BURGLAR ALARM (May 1977)

In Fig. 2, page 344, the arrowed connection to S2b (WIPER) should come from the bottom (CHASSIS) track on the p.c.b., not as shown.

The connection labelled S2a (2)(3)(4) should be labelled S2a (WIPER).

TV SPORTCENTRE (June 1977)

The u.h.f. oscillator/modulator incorporated in the Sportcentre was a development from an original design by A. A. Birch, used in the Cross Hatch Generator published in the September 1976 issue.

We apologise for failing, through an oversight, to attribute this part of our TV Sportcentre circuit to Mr. Birch.


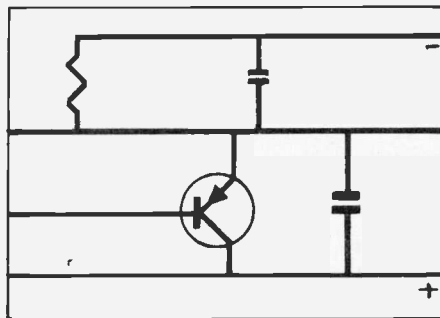


Bring 'scope' to your interest.

'There's only one way to master electronics... to see what is going on and learn by doing.'

This new style course will enable anyone to have a real understanding of electronics by a modern, practical and visual method. No previous knowledge is required, no maths, and an absolute minimum of theory.

You learn the practical way in easy steps mastering all the essentials of your hobby or to further your career in electronics or as a self-employed electronics engineer.

All the training can be carried out in the comfort of your own home and at your own pace. A tutor is available to whom you can write, at any time, for advice or help during your work. A Certificate is given at the end of every course.



1 Build an oscilloscope.

As the first stage of your training, you actually build your own Cathode ray oscilloscope! This is no toy, but a test instrument that you will need not only for the course's practical experiments, but also later if you decide to develop your knowledge and enter the profession. It remains your property and represents a very large saving over buying a similar piece of essential equipment.


2 Read, draw and understand circuit diagrams.

In a short time you will be able to read and draw circuit diagrams, understand the very fundamentals of television, radio, computers and countless other electronic devices and their servicing procedures.

3 Carry out over 40 experiments on basic circuits.

We show you how to conduct experiments on a wide variety of different circuits and turn the information gained into a working knowledge of testing, servicing and maintaining all types of electronic equipment, radio, t.v. etc.

FREE GIFT



All students enrolling in our courses receive a free circuit board originating from a computer and containing many different components that can be used in experiments and provide an excellent example of current electronic practice.

To find out more about how to learn electronics in a new, exciting and absorbing way, just clip the coupon for a free colour brochure and full details of enrolment.

Write to:- British National Radio & Electronics School,
P.O. Box 156, Jersey, Channel Islands.

NAME _____

ADDRESS _____

PEB 97

PATENTS REVIEW

Copies of Patents can be obtained from:
the Patent Office Sales, St. Mary Cray, Orpington, Kent Price 95p each

CINE FADE-IN

In BP 1 468 687, Agfa-Gevaert AG of Germany describe a simple circuit for muting the magnetic recording head of a sound film camera of the Super-8 type now widely sold.

Such muting is desirable for two reasons: firstly, to prevent sound overlap when cutting between scenes (because sound is inevitably recorded one second or so ahead of the picture); secondly, to obviate the "Micky Mouse" effect created by recording speech on a medium as it gathers speed.

As shown in the circuit, Fig. 1, a microphone feeds an audio amplifier, the output signal from which is fed to the coil of the recording head. The output of Amp-1 is, however, connected to the head coil via a further amplifier and this connection will be shunted by the f.e.t. TR1 when in conductive state.

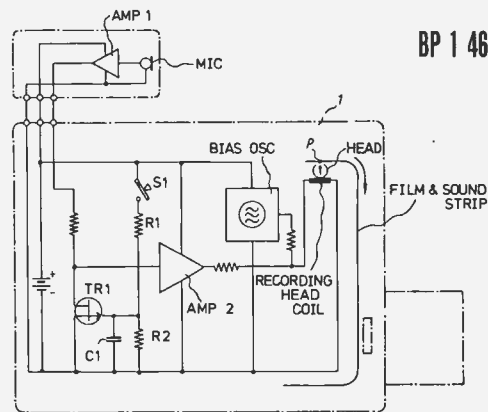
The conductive condition occurs when the gate electrode of TR1 is at negative potential. This is its normal state when

switch S1, which is ganged with the motor start/stop switch, is opened.

When S1 is closed, the motor starts and the film runs past the recording head which receives no audio signal, due to the shunting effect of TR1. Over the next second or so, however, capacitor C1 gradually charges, to cause a gradual movement to positive of the f.e.t. gate. The transistor becomes less conductive,

so less shunting occurs, and a gradually increasing level of audio signal is fed to the recording head.

The exact time taken for C1 to charge and shunting to cease depends on the values of resistors R1, R2, between which the capacitor and gate are tapped. There is thus a gradual fade-in of the recorded signal, coincident with the film attaining full speed for recording.



BP 1 468 687

Fig. 1

VALVE SOUND

A timely reminder of the electronic reasons why valved amplifiers and limiters are now making a comeback is given in BP 1 467 649, by Novanex Automation NV of Holland. (In fact some valve equipment has never been away; several recording studios still treasure their fifteen-year-old Fairchild limiters and refuse all cash offers for them.)

Essentially, whereas transistors clip a sinusoidal signal hard and sharp, to produce a trapezium and spiky harmonics, a valve amplifier with transformer coupling smoothes out the sine wave without chopping it. This produces the characteristic "valve sound" of pleasantly smooth limiting on overload.

The Novanex patent is for circuitry which creates a valve sound from solid state components. The essential integer is a limiter which is capable of handling a maximum of power without saturation, and this is achieved by designing the

limiter so that its performance depends on mains voltage.

Although no component values are given, the basic circuit shown in Fig. 1 uses an f.e.t. as a limiter and a Zener diode to ensure its mains voltage dependency. The preamplifier is capacitor coupled to the power amplifier and resistors R4, R5 and Zener diode D3 are series connected between the power amplifier and the negative terminal of the mains supply.

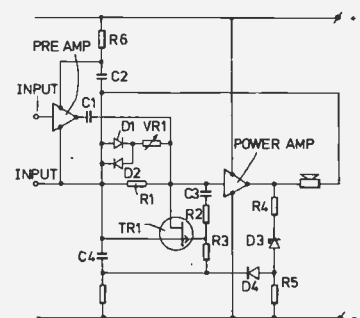
The gate electrode of the limiter f.e.t. TR1 is connected to the junction of R5 and D3, through diode D4 and R3. The gate is also connected to the input of the power amplifier via R2 and C3. The network of C3, R2 and R3 ensures symmetrical operation of TR1, even at high intensity input levels.

Diodes D1, D2, are oppositely connected in series with VR1 control parallel to R1. This arrangement smoothes out the sinusoidal input for soft limiting and a "valve sound". The Zener arrangement renders the limiting level of the f.e.t.

mains voltage dependent so that the limiting level increases with an increase in mains voltage. This, it is claimed, enables basic limiter design to around 20 per cent higher than for a comparable circuit which does not depend on mains voltage.

Fig. 1

BP 1 467 649



TV GAMES CHIP
AY-3-8500 £9.95. Printed circuit and kit of extra parts.
£10.95. Add-on colour kit P.O.A. Send S.A.E. for data.

NEW COMPONENTS SERVICE
Resistors 5% carbon E12 1Ω to 10M ΩW 1/4p, 1W 3p.
Preset pots subminiature 0.1W E10 100Ω to 4MΩ, vertical
9p, horizontal 9p. Potentiometers 1W 4K7 to 2MΩ log or
lin, single 30p, dual 95p. Polystyrene capacitors E12
5pF 22pF to 8.200pF 3/4p. Ceramic capacitors 50V E6
22pF to 47,000pF 3p. Mylar capacitors 100V 0.001, 0.002,
0.005 4p, 0.01, 0.02, 0.025 4/4p. Polyester capacitors
250V E6 0.01 to 0.1mF 5/4p, 0.15, 0.22, 0.33mF 7p,
0.47mF 11p. Electrolytics 50V 0.47, 1, 2mF 5p, 25V 5,
10mF 5p, 16V 22, 33, 47mF 6p, 100mF 7p, 220, 330mF 9p,
470mF 11p, 1,000mF 18p. Zener diodes 400mW E24 3V3
to 33V 8/4p.

MAINS TRANSFORMERS
6-0-6V 100mA 94p, 9-0-9V 75mA 94p, 0/12/15/20/24/30V
1A E3-85, 12A E3-12V 50mA 94p, 0/12/15/20/24/30V 2A E5-15,
6.3V 11A E2-30, 6-0-6V 11A E2-75, 9-0-9V 1A E2-39,
12-0-12V 1A E2-69, 15-0-15V 1A E2-89, 30-0-30V 1A
E3-59.

PRINTED CIRCUIT KITS etc.*
Contains etching dish, 100 sq.in. of pc board, 1lb ferric
chloride, etch resist pen, drill bit and laminate cutter
E3-85, 100 sq.in. pc board 80p, 1lb FeCl₂ E1-05. Etch resist
pen 75p.

S-DECS AND T-DECS*
S-DeC E1-94.
T-DeC E3-61.
µ-DeCA E3-97.
µ-DeCB E6-97.
IC carriers
with sockets: 16 dill E1-91, 10TOS E1-79.



SINCLAIR CALCULATORS AND POCKET TV*
Sinclair pocket TV E165. Cambridge Scientific
programmable E13-95, Prog. library E4-95. Cambridge
Scientific E8-45, Oxford Scientific E10-60. Mains
adaptors (State model) E3-20.

BATTERY ELIMINATOR BARGAINS
3-WAY MODELS
With switched output and 4-way multi-jack connector.
Type 1: 3/4/6V at 100mA E2-30. Type 2: 6/7/9V 300mA
E2-90.

100mA RADIO MODELS
With press-stud connectors. 9V E3-45, 6V E3-45, 9V + 9V
E5-45, 6V + 6V E5-45, 4/4V + 4/4V E5-45.

CASSETTE MAINS UNIT
7/4V with 5 pin din plug. 150mA E3-85.

FULLY STABILIZED MODEL E6-40
Switched output of 3/6/7/9V 400mA stabilised.

CAR CONVERTERS 12V INPUT
Output 9V 300mA E1-80. Output 7/4V 300mA E1-80.

BATTERY ELIMINATOR KITS
Send S.A.E. for free leaflet on range.
100mA radio types with press-stud battery terminals.
4/4V E2-10, 6V E2-10, 9V E2-10, 4/4V + 4/4V E2-50, 6V + 6V
E2-50, 9V + 9V E2-50.
Cassette type 7/4V 100mA with 5 pin din plug E2-10.
Transistor stabilised 8-way type for low hum.
3/4/6/7/9/12/15/18V 100mA E3-20, 1A E6-50.
Heavy duty 13-way type 4/6/7/8/11/13/14/17/
21/25/28/34/42V. 1A model E4-95, 2A model E7-95.
Car converter kit Input 12V d.c. Output 6/7/9V d.c.
1A transistor stabilised E1-95.
Stabilized Laboratory power kit Switched 1 to 30V
in 0-1V steps. 1A E12-45, 2A E14-95.

SINCLAIR PROJECT 80 AUDIO MODULES
PZ5 E4-95, Z40 E5-75.

BI-PAK AUDIO MODULES
S450 tuner E21-95, AL60 E4-86, PA100 E14-95, MK60
audio kit E36-45, Stereo 30 E17-95, SPM80 E3-75, BMT80
E4-25. Send S.A.E. for free data.

SINCLAIR IC20
IC20 10W + 10W stereo integrated circuit amplifier kit
with free printed circuit and data E6-95.
PZ20 Power supply kit for above E3-65.
VP20 Volume, tone-control and preamp kit E8-95.
Send S.A.E. for free leaflet on the whole system.

JC12 AND JC40 AMPLIFIERS
JC12 6W IC audio
amp with free data
and printed
circuit E1-95.
Also new JC40 20W
model with pcb
E3-95. Send S.A.E. for free leaflet on both models and
associated power supply and preamp kits.



FERRANTI ZN414
IC radio chip E1-44. Extra parts and pcb for radio E3-85.
Case E1. Send S.A.E. for free data.

SWANLEY ELECTRONICS
Dept. PE, PO BOX 68, 32 Goldsel Rd., Swanley, Kent
Send S.A.E. for free data on kits. Post 30p. Prices
include VAT. Official orders welcome. Overseas
customers deduct 7% on items marked * and 11%
on others.

LYNX ELECTRONICS (LONDON) LTD

92 Broad Street, Chesham, Bucks. Tel. (02405) 75154

P. & P. 30p—Overseas 90p—Matching 20p per pair.
VAT 8% except * which are 12½%. Prices correct at 30 June 1977.

**RETURN
POST
SERVICE
ACCESS
WELCOME**

Price list 20p

THYRISTORS

PIV	1A	3A	3A	4A	6A	8A	10A	16A
	(T05)	(STUD)	(C106)	(TO220)	(G0220)	(TO220)	(TO220)	(TO220)
200	0-35	0-50	0-45	0-40	0-58	0-60	0-58	1-14
400	0-40	0-60	0-50	0-45	0-87	0-88	0-89	1-40
600	0-65	0-85	0-70	—	1-09	1-19	1-26	1-80

BT106 E1-90, BT107 E1-60, BT108 E1-60, BT109 E1-90, BT116 E1-00, 2N3525 E0-50

CLOCK CHIPS

MM5314	3-25
MM5316	3-85
AA5-5-1224A	3-25
AA5-5-4007D	9-95

OPTOELECTRONICS

DISPLAYS Class II

704	0-99
707	0-99
727	1-95
728	1-95
747	1-80
750	1-80

I.C. SOCKETS

8 PIN	0-13	L.E.D.	
14 PIN	0-14	2 RED	0-13
16 PIN	0-15	2 GREEN	0-20
24 PIN	0-45	2 CLEAR	0-10
40 PIN	0-80	TIL209	0-10

TRIACS—Plastic TO-220 Package Isolated Tab

	4A		6.5A		8.5A		10A		15A	
	(a)	(b)	(a)	(b)	(a)	(b)	(a)	(b)	(a)	(b)
100V	0-60	0-60	0-70	0-70	0-78	0-78	0-83	0-83	1-01	1-01
200V	0-64	0-64	0-75	0-75	0-87	0-87	0-97	0-97	1-17	1-17
400V	0-77	0-78	0-80	0-83	0-97	1-01	1-13	1-19	1-70	1-74
600V	0-96	0-99	1-01	1-10	1-21	1-26	1-42	1-50	2-11	2-17

N.B. Column (a) without internal trigger; (b) with internal trigger.

REGULATORS

723	0-45	LM309K	0-95
7805	1-50	LM340-5	1-35
7812	1-50	LM340-12	1-35
7815	1-50	LM340-15	1-35
		LM340-18	1-35

TTL 7400 SERIES

7400	0-16	7480	0-55
7401	0-16	7482	0-75
7402	0-16	7486	0-32
7403	0-16	7489	2-02
7404	0-18	7490AN	0-49
7405	0-18	7491AN	0-65
7408	0-18	7492	0-57
7409	0-18	7493	0-45
7410	0-16	7494	0-85
7412	0-25	7495	0-67
7413	0-40	7496	0-82
7414	0-72	74100	1-07
7417	0-43	74107	0-35
7420	0-16	74121	0-34
7425	0-30	74122	0-47
7427	0-30	74123	0-65
7430	0-16	74141	0-78
7432	0-28	74145	0-68
7437	0-30	74154	1-30
7441AN	0-76	74164	0-93
7442	0-65	74165	0-93
7445	0-90	74174	1-40
7447AN	0-81	74175	0-94
7448	0-81	74180	1-06
7470	0-32	74181	2-70
7472	0-26	74191	1-33
7473	0-30	74192	1-20
7474	0-32	74193	1-35
7475	0-47	74194	1-20
7476	0-36	74196	1-64

LINEAR I.C.s

301A	0-40*
307	0-55*
380	0-90*
381	1-60*
3900	0-70*
709	0-27
741	0-28
748	0-35
NE555	0-45
NE565	2-00*
NE566	1-50*
NE567	2-00*
CA3045	0-85*
CA3046	0-80*
CA3130	0-90
MC1304P	1-60*
MC1307P	0-85*
MC1310P	1-60*
MC1351P	1-20*
MC1352P	0-75*
MC1353P	0-75
MC1458P	0-77
MC1496L	0-82*
SAS560	2-25
SAS570	2-25
TAA300	1-61
TAA310A	1-38
TAA550	0-45*
TAA611B12	1-25*
TAA681	0-65
TBA530	1-85*
TBA530Q	1-90*
TBA560	2-80*
TBA570	0-98
TCA270SQ	1-95*

LYNX

MEMORIES

2102A-6	3-60
2112A-4	4-75
6508	7-95
2102	2-50
2107	10-00
2112	4-50
2513	8-50
2602	2-50

SPECIAL OFFER SECTION

NPN TO-3 POWER TRANSISTORS.
Fully tested but unmarked. Similar to 2N3055 except BVCEO = 50, HFE (gain) = 20+ at 3A, VCE SAT < 1-3V at 3A, 5 pcs £1; 25 pcs £4; 50 pcs £7-50; 100 pcs £12.

TO-18 NPN TRANSISTORS.
Medium voltage high gain. Similar to BC107/69 unmarked. 25pcs £1-20; 100 pcs £3-50.

TO-3 HARDWARE. Mica, washers, solder tag, nuts, bolts, 50 sets £1.

RECTIFIERS: DO-4 PACKAGE. 10A 50V 80p; 10A 100V 90p; 10A 200V E1; 10A 400V E1-20. Please specify Polarity, Stud Cathode or Stud Anode. Ideal for power supplies, inverters etc.

WATCH THIS SPACE

Lynx will be holding a seminar this autumn on microprocessors, microcomputers and their applications. There will be a free competition for a system based on Z80. More details next month.

SG309K	0-95
TIL209	0-10
MC1310P	0-10
MM5314	3-25
MM5316	3-85
FCS8000	2-95

TRANSISTORS

AC126	0-15	BC117	0-19*	BC300	0-34	BDY20	0-80	BFY40	0-50	OC71	0-35	2N2905	0-18
AC127	0-16	BC119	0-25	BC301	0-32	BDY38	0-60	BFY41	0-60	OC72	0-22	2N2905A	0-22
AC128	0-16	BC125	0-18*	BC302	0-40	BDY60	1-70	BFY50	0-20	OC84	0-40	2N2906	0-18
AC128K	0-25	BC126	0-20*	BC303	0-46	BDY61	1-65	BFY51	0-18	OC139	1-30	2N2925	0-14*
AC141	0-22	BC140	0-32	BCY30	0-55	BDY62	1-15	BFY52	0-19	OC140	1-30	2N2926	0-09*
AC141K	0-34	BC141	0-28	BCY31	0-55	BDY95	2-14	BFY53	0-25	OC170	0-23	2N2926R	0-10*
AC142	0-18	BC142	0-23	BCY32	0-60	BFY121	0-50	BFY64	0-35	TIP294	0-44*	2N2926V	0-09*
AC142K	0-32	BC143	0-23	BCY33	0-55	BFY123	0-50	BFY90	0-90	TIP30A	0-52*	2N2926G	0-10*
AC176	0-16	BC144	0-30	BCY34	0-55	BFY179	0-30	BSX19	0-16	TIP31A	0-54	2N3053	0-20
AC176K	0-32	BC147	0-09*	BCY38	0-50	BF180	0-30	BSX20	0-18	TIP32A	0-64	2N3055	0-50
AC187	0-18	BC148	0-09*	BCY39	1-15	BF181	0-30	BSX21	0-20	TIP41A	0-68	2N3137	1-10
AC187K	0-36	BC149	0-09*	BCY40	0-75	BF182	0-30	BSY52	0-28	TIP42A	0-72	2N3440	0-56
AC188	0-18	BC152	0-25*	BCY42	0-30	BF183	0-30	BSY53	0-39	2N404	0-40	2N3442	1-20
AC188K	0-32	BC153	0-18*	BCY54	1-60	BF184	0-20	BSY54	0-33	2N696	0-20	2N3570	3-60
AD149	0-80	BC157	0-09*	BCY70	0-12	BF185	0-20	BSY55	0-74	2N697	0-20	2N3702	1-10
AD161	0-35	BC158	0-09*	BCY71	0-18	BF186	0-10*	BSY65	0-30	2N706	0-15	2N3703	0-10*
AD162	0-35	BC159	0-09*	BCY72	0-12	BF196	0-12*	BSY95A	0-16	2N718	0-22	2N3704	0-10*
AF114	0-20	BC160	0-32	BD115	0-55	BF197	0-12*	BU105	1-80*	2N929	0-16	2N3705	0-10*
AF115	0-20	BC161	0-38	BD131	0-38	BF224J	0-18*	BU105/02	1-90*	2N1131	0-15	2N3706	0-10*
AF116	0-20	BC168	0-09*	BD132	0-40	BF244	0-17*	BU108	3-00*	2N1132	0-16	2N3707	0-10*
AF117	0-20	BC169	0-12*	BD135	0-36*	BF257	0-30	BU109	2-50*	2N1302	0-40	2N3708	0-09*
AF118	0-20	BC169C	0-14*	BD136	0-39*	BF258	0-35	BU126	1-60*	2N1303	0-40	2N3709	0-09*
AF124	0-25	BC182	0-11*	BD137	0-40*	BF289	0-48	BU133					

B. BAMBER ELECTRONICS

Dept. PE. 5 STATION ROAD, LITTLEPORT, CAMBS., CB6 1QE
Telephone: ELY (0353) 860185 (2 lines) Tuesday to Saturday

PLEASE ADD 8% VAT UNLESS OTHERWISE STATED

18V DC RELAYS, 4 pole change-over (double contacts) (will work from 14-24V DC). Brand New, boxed, good quality, made by AEI 40p each.

Slider Switches, 2 pole make and break (or can be used as 1 pole change-over by linking the two centre pins), 4 for 50p.

Smart Min. Rectangular Push to Make Switches, black rectangular surround with white rectangular button, overall size 12 x 17mm, 3 for 50p.

A NEW RANGE OF QUALITY BOXES & INSTRUMENT CASES.

Aluminium Boxes with Lids.		
AB10	5 1/2 x 4 x 1 1/2	60p
AB13	6 x 4 x 2	80p
AB14	7 x 5 x 2 1/2	£1.00
AB15	8 x 6 x 3	£1.30
AB16	10 x 7 x 3	£1.50
AB17	10 x 4 1/2 x 3	£1.30
AB25	6 x 4 x 3	£1.00

Vinyl Coated Aluminium Instrument Cases
Light Blue tops and White lower sections. Very smart finish.

WB1	5 x 2 1/2 x 2 1/2	60p
WB2	6 x 4 1/2 x 1 1/2	£1.10
WB3	8 x 5 x 2	£1.60
WB4	9 x 5 1/2 x 2 1/2	£1.80
WB5	11 x 6 1/2 x 3	£2.00
WB6	11 x 7 1/2 x 3 1/2	£2.25
WB7	12 x 6 1/2 x 5 1/2	£2.00
WB853	8 x 5 1/2 x 3 1/2	£2.00

MAGNETIC DEVICES PROGRAMMERS. Contain 9 fully adjustable cams and 9 change over micro-switches (rated approx. 1A at 240VAC). Needs slow-motion motor to drive (not supplied). Ideal for disco lights, sequence switching, etc. ex equipment £1.50 each.

GARRARD 9V DC MINIATURE MOTORS, Type 318M, 3200 RPM governed, size approx. 1 1/2in. dia. x 1 1/2in. high, with 2mm spindle. Brand New. 60p each or 2 for £1.

QUARTZ-XTAL CONTROLLED CLOCKS, 9 to 12V DC at approx. 3mA required. Dial size approx. 2", depth of unit approx. 2". Not in cases, unit only, smart modern appearance, black face with white lettering. 12hr. with second hand, and red hour and minute hands (Costs over £40 to produce) £10 each while stocks last, tested before despatch.

RED LEDs (Min. type) 5 for 70p.

VIDICON SCAN COILS (Transistor type, but no data) complete with vidicon base £6.50 each. Brand New.

FULL RANGE OF BERNARDS/BABANI ELECTRONICS BOOKS IN STOCK. S.A.E. FOR LIST.

NEW FOR THE VHF CONSTRUCTOR. A range of tuned circuits on formers with slugs and screening cans. Frequencies quoted are approximate, and range can be greatly extended by using varying capacitors in parallel.

Type S (1/2in. square, dummy type).
Type SA 20 to 30MHz (when 33pF fitted in parallel).
Type SB 35 to 50MHz (with link winding).
Type SC 70 to 100MHz (with link winding).
Type SD 135 to 175MHz (with link winding).
Type M (Min. 1/2in. square types).
Type MA 19 to 26MHz (when 33pF fitted in parallel).
Type MB 25 to 32MHz (when 33pF fitted in parallel).
Type MC 25 to 35MHz (when 33pF fitted in parallel).
Type MD 38 to 50MHz (when 33pF fitted in parallel).
Type ME 45 to 60MHz (when 33pF fitted in parallel).
Type MF 100 to 200MHz (without slug) when 0 to 30pF variable fitted in parallel.
All the above coils available in packs of five only (same type) at 50p per pack of 5.

PLASTIC PROJECT BOXES with screw on lids (in black ABS) with brass inserts.
Type NB2 3 1/2in. x 2 1/2in. x 1 1/2in. 50p each.
Type NB3 approx. 4 1/2in. x 3 1/2in. x 1 1/2in. 60p each.

MULLARD 85A2 85V STABILISER VALVES (Brand New) 70p each or 2 for £1.20.

T03 transistor insulator sets, 10 for 50p

BSX20 (VHF Osc/Mult), 3 for 50p.
BC108 (metal can), 4 for 50p.
PBC108 (plastic BC108), 5 for 50p.
BFY51 Transistors, 4 for 60p.
BCY72 Transistors, 4 for 50p
PNP audio type T05 Transistors, 12 for 25p.
BF152 (UHF amp/mixer), 3 for 50p.
2N3819 Fet., 3 for 80p,
BC148 NPN SILICON, 4 for 50p.
BC158 PNP SILICON, 4 for 50p.
BAY31 Signal Diodes, 10 for 35p.
BA121 Varicap Diodes, 4 for 50p.

PLEASE ADD 8% VAT UNLESS OTHERWISE STATED

SMALL MAINS SUPPRESSORS (small chokes, ideal for radio, Hi-Fi inputs, etc.), approx. 1/2in. x 1 1/2in., 3 for 50p.

PERSPEX TUNER PANELS (for FM Band 2 tuners) marked 88-108MHz and Channels 0-70, clear numbers, rest blacked out, smart modern appearance, size approx. 8 1/2in. x 1 1/2in., 2 for 35p.

PLUGS AND SOCKETS
N-Type Plugs 50 ohm, 60p each, 3 for £1.50.
PL259 Plugs (PTFE), brand new, packed with reducers, 65p or 5 for £3.
SO239 Sockets (PTFE), brand new (4-hole fixing type), 50p each or 5 for £2.25

SOLDER SUCKERS (Plunger type). Standard Model, £5. Skirted Model £5.50. Spare Nozzles 60p each.

WELLER SOLDERING IRONS
EXPERT. Built-in spotlight illuminates work. Pistol grip with fingertip trigger. High efficiency copper soldering tip.
EXPERT SOLDER GUN £1000 £9.90.
EXPERT SOLDER GUN KIT (spare bits, case, etc.) £12.90.
Spare bits 35p pair.

NEW MARKSMAN RANGE OF SOLDERING IRONS.

S115D 15W 240V £3.80.
S125D 25W 240V £3.80.
S140D 40W 240V £4.20.
S125DK 25W 240V + bits etc., KIT £4.90.
SPECIAL 12V version S125-12 25W 12V £3.80.
BENCH STAND with spring and sponge for Marksmans iron £2.38.

Spare bits MT9 (for 15W) 50p, MT5 (for 25W) 45p, MT10 (for 40W) 50p.

TC22 TEMPERATURE CONTROLLED IRON. Temperature controlled iron and PSU £30 + VAT (£2.40).

SPARE TIPS
Type CC single flat, Type K double flat fine tip. Type P, very fine tip. £1 each + VAT (8p).
MOST SPARES AVAILABLE.

MULTICORE SOLDER
Size 4 Savbit 18 s.w.g. in alloy dispenser, 3kg + VAT (3p).
Size CISA18 Savbit 18 s.w.g., 56p + VAT (4p).
Kg. (1.1lb) 60 x 40, 20 s.w.g. on plastic reel £3 + VAT (24p).

14 DIL REED RELAYS, 5 to 12V DC, 450 ohm coil. Designed to work directly from TTL Logic. Single Pole Change over. Contact ratings 28V 1/2A 3W. £1.75 each.

A LARGE RANGE OF CAPACITORS AVAILABLE AT BARGAIN PRICES. S.A.E. FOR LIST.

MIXED COMPONENT PACKS, containing resistors, capacitors, pots, etc. All new. Hundreds of items. £2 per pack, while stocks last.

ALU-SOL ALUMINIUM SOLDER (made by Multicore). Solders aluminium to itself or copper, brass, steel, nickel or tinplate, 16 s.w.g. with multicore flux, with instructions. Approx. 1 metre coil 40p pack. Large reel £2.75.

VARICAP TUNERS Mullard type ELC1043/05. Brand New, £4.40 + 12 1/2% VAT.

BARGAIN PACK OF LOW VOLTAGE ELECTROLYTIC CAPACITORS. Up to 50V working. Seatronix Manufacture. Approx. 100. £1.50 per pack + 12 1/2% VAT.

OSMOR REED RELAY COILS (for reed relays up to 1/2in. dia., not supplied) 12V. 500 ohm coil, 2 for 50p.

We now stock Spiralax Tools for the electronic enthusiast. Screwdrivers, Nut spanners, BA and Metric sizes, pop rivet guns, etc. S.A.E. for list.

TWIN I.F. CANS, approx. 1in. x 1/2in. x 1in. high, around 3.5-5MHz, 2 separate transformers in 1 can, internally screened, 5 for 50p + 12 1/2% VAT.

Dubilier Electrolytics, 50uF, 450V, 2 for 50p.
Dubilier Electrolytics, 100uF, 275V, 2 for 50p.
Plessey Electrolytics, 470uF, 63V, 3 for 50p.
TCC Electrolytics, 1000uF, 30V, 3 for 60p.
Dubilier Electrolytics, 5000uF, 35V, 50p each.
Dubilier Electrolytics, 5000uF, 50V, 60p each.
ITT Electrolytics, 6800uF, 25V, high grade, screw terminals, with mounting clips, 50p each.
PLEASE ADD 12 1/2% VAT TO ALL CAPACITORS.

TV PLUGS AND SOCKETS
TV Plugs (metal type), 5 for 50p.
TV Sockets (metal type), 4 for 50p.
TV Line Connectors (back-to-back sockets), 4 for 50p.
Please add 12 1/2% VAT.

Terms of Business: CASH WITH ORDER. MINIMUM ORDER £2. ALL PRICES INCLUDE POST & PACKING (UK ONLY). SAE with ALL ENQUIRIES Please. PLEASE ADD VAT AS SHOWN. ALL GOODS IN STOCK DESPATCHED BY RETURN. CALLERS WELCOME BY APPOINTMENT ONLY

TECHNICAL TRAINING IN ELECTRONICS AND TELECOMMUNICATIONS

ICS can provide the technical knowledge that is so essential to your success; knowledge that will enable you to take advantage of the many opportunities open to trained people. You study in your own home, in your own time and at your own pace and if you are studying for an examination ICS guarantee coaching until you are successful.

City & Guilds Certificates:

Telecommunications Technicians
Radio, TV, Electronics Technicians
Technical Communications
Radio Servicing Theory
Radio Amateurs
Electrical Installation Work
MPT Radio Communications Certificate

Diploma Courses:

Colour TV Servicing
Electronic Engineering and Maintenance
Computer Engineering and Programming
Radio, TV, Audio Engineering and Servicing
Electrical Engineering, Installation and Contracting

POST OR PHONE TODAY FOR FREE BOOKLET

To: International Correspondence Schools
ICS Dept. 772K, Intertext House, London
SW8 4UJ or telephone 01-622 9911

Subject of Interest _____

Name _____

Address _____

Tel. _____

BARGAIN PARCELS SAVE POUNDS

Huge quantities of electronic components must be cleared as space required. 1000's of capacitors, resistors, transistors, etc. Ex equipment panels etc. covered with valuable components. No time to sort, so must sell by weight. 7 lb, £3.95; 14 lb, £6.60; 28 lb, £10.90; 56 lb, £15.75; 112 lb, £21.50 inc. P. & P.

Bargain Packs

300 mixed resistors 1/2 and 1/4W, £1; 1 lb ferric chloride, £1; 100 mixed diodes IN4148 etc., £1; 12 ZTX212 general purpose PNP, £1; 100 mixed diodes including zeners and power types, £3; 5 lb ferric chloride, £4; 100 new and marked signal transistors including ZTX212, BC148, BF194 etc., £3; 1 dalo pen, etch resist, 90p; 200 new and marked transistors including AC128, 2N3055, ZTX212, BFY50, BDB131, £6; 40 OA91/95 type glass diodes, £1; 4 aluminium boxes 128 x 44 x 38mm ideal for signal injectors etc., £1. Add 30p P. & P. on all above items. Over £10 P. & P. free.


DeLuxe Fibre Glass Board P.C. Kits

Includes 150 square inches copper clad board, 1 lb ferric chloride, 1 dalo pen, abrasive cleaner, 2 mini drill bits, etch tray and instructions. Only £5.30 inc. P. & P.

Send Cheque or P.O. with order to Sentinel Supply, 20a Waddon Road, Croydon, Surrey.

The Amazing Mk. 2
MINISONIC
IS HERE
TO STAY

A sound investment and a pleasure to build, available as a complete kit, module kits, pre-finished metal-work kit or complete instruments. We supplied components for the original P.E. Minisonics, now let us supply yours.
Send S.A.E. for full price structure.
Kits for the P.E. Sound Synthesiser are still available.



AS FEATURED IN "SOUND DESIGN"

BUY FROM THE SPECIALISTS . . .

EATON AUDIO

P.O. Box 3 (6 Jutland Rise)
St. NEOTS, CAMBS. PE19 3JB

TERMS: MAIL ORDER ONLY. C.W.O. MINIMUM ORDER £1. VAT: Please add 12 1/2% to value of order inc. P. & P. unless otherwise stated. Cheques or P.O.s payable to Eaton Audio. Orders over £5 free of P. & P., otherwise please add 10p in the £1.

**FANTASTIC
GOLDRING
SAVINGS**

**GOLDRING G103
Belt Drive Turntable**

Famous name turntable slashed to near half price. Complete with plinth, cover and leads. Accepts any standard cartridge (not included)

FULL 12 MONTH GUARANTEE

**OUR PRICE
£29.95**

R.R.P. £54 (+p/p & Ins £2.25)

SAVE
OVER £24

**Build your own
GOLDRING CK2
Belt Drive Turntable**

Beautifully engineered unit from the famous Goldring company, comes complete with instructions and all necessary parts. Ready to incorporate into your design plinth and cover. The pleasure of assembling your own deck.

(Plinth, cover and cartridge not included).
Usually sold for £54.95 with plinth and cover.

Call in or send cheque, P.O., M.O., Access, Barclaycard, Diners Club or American Express Number.



**ONLY
£16.95**

(+ p.p & Ins. £1.50)

ALL PRICES
INC. VAT

Sonic Sound Audio

248/250 TOTTENHAM COURT ROAD, LONDON W1. TEL: 01-637 1908

**V.D.U.
AND MICRO
COMPUTER**

**INTRODUCING
THE CROFTON
EXPANDABLE
V.D.U. SYSTEM**



The Crofton V.D.U. is an expandable system built up on a modular basis. The system comprises Rack and P.S.U., Video Sync Generator, Character Generator Board, Memory Board, Memory Extension Board, Cursor Control, Write Control Board, Tape/Phone Interface Board, Microprocessor (SC/MP) Board. The whole system will be gradually extended to make this one of the most versatile on the market. Available in modular form or ready constructed.

Send S.A.E. for information.

CROFTON ELECTRONICS LTD

Dept. E, 35 Grosvenor Road, Twickenham, Middx.

Tel. 01-891 1923

Secondhand cameras and monitors always available

Transistor Devices Limited

Suite E, Georgian House, Trinity Street, Dorchester

C-MOS, SSS, TTL, NSC

Type	Price (p)	Type	Price (p)	Type	Price (p)	Type	Price (p)
4000	20	7400	15	7472	29	74147	248
4001	20	7401	17	7473	33	74148	157
4002	20	7402	17	7474	34	74150	140
4006	114	7403	17	7475	44	74151	70
4007	20	7404	22	7476	34	74153	83
4008	99	7405	22	7480	49	74154	148
4009	62	7406	41	7481	98	74155	88
4010	62	7407	41	7482	77	74156	88
4011	20	7408	23	7483	86	74157	87
4012	20	7409	25	7484	93	74158	154
4013	51	7410	17	7485	117	74159	198
4014	107	7411	26	7486	33	74160	108
4015	114	7412	26	7489	306	74161	108
4016	51	7413	35	7490	39	74162	108
4017	114	7414	88	7491	73	74163	108
4019	62	7416	32	7492	50	74164	107
4020	132	7417	36	7493	39	74165	135
4021	114	7420	17	7494	87	74166	123
4022	113	7421	39	7495	68	74167	306
4023	20	7422	25	7496	81	74170	225
4024	104	7423	33	7497	306	74173	144
4025	20	7425	30	74100	105	74174	113
4027	60	7427	36	74104	54	74175	83
4028	95	7430	17	74105	54	74176	113
4029	123	7432	31	74107	33	74177	113
4030	48	7437	34	74109	87	74180	107
4041	84	7438	34	74110	50	74181	292
4042	93	7440	17	74111	72	74182	80
4043	89	7441	77	74116	198	74185	130
4044	89	7442	68	74118	81	74186	896
4046	140	7443	117	74120	127	74190	140
4049	53	7444	117	74121	29	74191	144
4050	53	7445	98	74122	48	74192	117
4060	140	7446	98	74123	66	74193	117
4069	23	7447	81	74125	63	74194	117
4071	23	7448	81	74126	69	74195	87
4072	23	7450	18	74128	81	74196	117
4510	123	7451	18	74132	69	74197	117
4511	137	7453	18	74136	73	74198	193
4516	123	7454	18	74141	77	74199	193
4518	123	7460	18	74142	270		
4520	123	7470	29	74145	81		

LEDS and DISPLAYS

Type	Description	Price	209A	Red	T-1	20	C-MOS 14/16 pin	£3.50	
1787	0.5in. C.A.O.	9	130	229R	Red	T-1½	21	C-MOS 24 pin to	
1788	0.5in. C.C.O.	9	130	229G	Grn	T-1½	30	40 pin 0.6in.	£8.70
1780	0.4in. C.C.O.	9		229Y	Ylw	T-1½	40	Bipolar 14/16 pin	£2.50
	Double	275		233R	Red	T-1	22	Bipolar 24/40 pin	
1790	0.4in. C.A.O.	9		233G	Grn	T-1	32	0.6in	£6.70
	Double	275		233Y	Ylw	T-1	42		

MICROS and MEMORIES

KIM 1—microcomputer with keyboard, LED display. Full manuals with unit TTY, audio tape interfaces £185. Manuals only, £10.50 set	MCS 6502	16.28	MCS 6506A	20.45
	MCS 6503	13.70	MCS 6512A	24.65
	MCS 6504	13.70	MCS 6513A	20.45
	MCS 6505	13.70	MCS 6514A	20.45
	MCS 6506	13.70	MCS 6515A	20.45
	MCS 6512	16.28	MCS 6520	7.21
	MCS 6513	13.70	MCS 6522	9.25
	MCS 6514	13.70	MCS 6530-004	18.14
	MCS 6515	13.70	MCS 6530-005	
	MCS 6502A	24.65	or 6553	11.85
	MCS 6503A	20.45	MCS 6532	13.95
	MCS 6504A	20.45	MCS 6102	2.70
	MCS 6505A	20.45	MCS 6111	2.70

DPM

DPM-999, with 0.3in. 100mV FSD 100 MΩ/I/P. DIFF I/P. CMR 70dB at DC ± 5V supply. Limited quantity available £25.

MISCELLANEOUS BARGAINS!

"Only while stocks last"

E304 Silicon FET	21	40349 VI RCA	100
MJE 2955	80	BC317B	10 for 150
BC 173C	10 for 100	40361	25
741 DIL	22	40362	25
1710	30	BD139	30
72709	30	BD140	30
2N5295	30	1S920	20 for 100
LM309K	100		

UM4 COLOUR-BOOSTER · M4 VHF BOOSTER · FM2 VHF RADIO BOOSTER

These units produce remarkable improvements in colour and picture quality in fringe or difficult areas with significant reduction in noise (snow). High gain—very low noise. Fitted fly lead—installed in seconds. Highest quality components.

WHITE PLASTIC CASE 3½ × 3½ × 1½in FELT BASE	
CHANNELS Group A, Red Code 21-33	BATTERY MODEL £7.75
FOR UHF: Group B, Yellow Code 39-51	SELF CONTAINED
Group C-D, Green Code 52-68	MAINS £9.95
	Inc. VAT & Postage

When ordering M4 unit please specify band and channel. Nominal gain 16-18dB both bands.

TERMS: ADD 8% (or current rate) VAT to total. All orders under £10 add postage and packing 25p. Orders over £25 (for components only)—10% discount. Mail order only but trade enquiries welcomed. If goods not available for despatch in 7 days, cash automatically refunded. Delivery by post in U.K. so allow time for delivery even on same day despatch. Export charged at cost. Please quote journal.

RST

VALVE MAIL ORDER CO.

Climax House
Fallsbrook Road, London SW16 6ED

**SPECIAL EXPRESS
MAIL ORDER SERVICE**


Ep	Ep	Ep	Ep	Ep	Ep	Ep			
AA119	0-20	BCY71	0-22	*MPSU01	0-32	*TX550	0-16	7403	0-20
AA30	0-13	BCY72	0-17	*MPSU06	0-40	1N814	0-07	7404	0-26
AA32	0-15	BCZ11	1-50	*MPSU56	0-45	1N818	0-07	7405	0-26
AA33	0-25	BD115	0-60	NKT401	2-00	1N4001	0-06	7406	0-55
AA35	0-20	BD121	1-50	NKT403	1-73	1N4002	0-07	7407	0-55
AA37	0-25	BD123	1-50	NKT404	1-73	1N4003	0-06	7408	0-28
AC107	0-75	BD124	1-00	NE555	0-45	1N4004	0-09	7409	0-28
AC125	0-30	BD131	0-51	OA5	0-75	1N4005	0-13	7410	0-20
AC126	0-25	BD132	0-54	OA7	0-55	1N4006	0-15	7412	0-26
AC127	0-25	*BD135	0-35	OA10	0-55	1N4007	0-15	7413	0-45
AC128	0-25	*BD136	0-36	OA47	0-14	1N4009	0-15	7416	0-40
AC141	0-20	*BD137	0-37	OA70	0-30	1N4148	0-07	7417	0-40
AC141K	0-30	*BD138	0-40	OA79	0-30	1N5400	0-14	7420	0-20
AC142	0-20	*BD139	0-43	OA81	0-30	1N5401	0-16	7422	0-25
AC142K	0-25	*BD140	0-47	OA85	0-30	1S44	0-06	7423	0-35
AC176	0-25	BD144	2-00	OA90	0-08	1S920	0-08	7425	0-35
AC187	0-25	BD181	1-38	OA91	0-08	1S921	0-08	7427	0-35
AC188	0-25	BD182	1-38	OA95	0-08	2G301	1-00	7428	0-50
AC1917	0-65	BD237	0-80	OA200	0-10	2G302	1-00	7430	0-20
AC1918	0-65	BD238	0-85	OA202	0-11	2G306	1-10	7432	0-36
AC1919	0-65	BDX10	0-75	OA210	0-75	2N404	0-60	7433	0-37
AC1920	0-65	BDX32	2-25	OA211	0-75	2N696	0-25	7437	0-42
AC1921	0-65	BDY20	1-42	OA2200	0-65	2N697	0-16	7438	0-37
AC1939	1-00	BDY60	0-75	OA2201	0-65	2N698	0-30	7440	0-22
AD149	0-70	BF115	0-38	OA2206	0-65	2N705	0-15	7441AN	0-95
AD181	0-75	BF152	0-25	OA2207	0-65	2N706	0-12	7442	0-78
AD182	0-75	BF153	0-25	OC16	1-25	2N708	0-21	7447AN	1-20
AF106	0-45	BF154	0-25	OC20	2-00	2N930	0-26	7450	0-20
AF114	0-25	BF159	0-35	OC22	2-50	2N1131	0-26	7451	0-20
AF115	0-25	BF160	0-30	OC23	2-75	2N1132	0-26	7453	0-20
AF119	0-25	BF167	0-39	OC24	3-50	2N1302	0-37	7454	0-20
AF117	0-25	BF173	0-38	OC25	3-50	2N1303	0-37	7450	0-20
AF139	0-40	BF177	0-38	OC26	0-90	2N1304	0-45	7470	0-35
AF186	1-50	BF178	0-45	OC28	2-00	2N1305	0-45	7472	0-36
AF239	0-45	BF179	0-48	OC29	2-00	2N1306	0-50	7473	0-36
AFZ11	2-75	BF180	0-45	OC35	1-50	2N1307	0-50	7474	0-40
AFZ12	2-75	BF181	0-45	OC36	1-50	2N1308	0-60	7475	0-59
ASV26	0-45	BF182	0-45	OC41	0-50	2N1309	0-60	7476	0-42
ASV27	0-50	BF183	0-45	OC42	0-50	2N1613	0-33	7480	0-60
ASZ15	1-25	BF184	0-39	OC43	1-50	2N1671	1-50	7482	0-85
ASZ16	1-25	BF185	0-37	OC44	1-50	2N1893	0-33	7483	1-00
ASZ17	1-25	*BF194	0-12	OC45	0-50	2N2147	1-40	7484	1-00
ASZ20	0-75	*BF195	0-11	OC71	0-45	2N2148	1-65	7486	0-40
ASZ21	1-50	*BF196	0-13	OC72	0-45	2N2149	0-60	7487	0-52
AU113	1-70	*BF197	0-14	OC73	1-00	2N2219	0-42	7491AN	0-85
AU110	1-70	BF200	0-32	OC74	0-50	2N2220	0-35	7492	0-60
BA145	0-15	*BF224	0-20	OC75	0-60	2N2221	0-22	7493	0-70
BA148	0-15	*BF244	0-35	OC76	0-50	2N2222	0-25	7494	0-80
BA154	0-15	BF257	0-37	OC77	1-20	2N2223	2-75	7495	0-80
BA155	0-15	BF258	0-45	OC78	0-75	2N2361A	0-17	7496	0-80
BA156	0-15	*BF259	0-45	OC81Z	1-00	2N2369A	0-21	7497	3-87
BAW62	0-05	*BF336	0-50	OC82	0-75	2N2484	0-21	74100	1-75
BAX13	0-07	*BF337	0-53	OC83	0-55	2N2646	0-50	74107	0-45
BAX16	0-07	*BF338	0-55	OC84	0-60	2N2904	0-35	74109	0-86
BC107	0-12	BFS21	2-27	OC122	1-50	2N2905	0-35	74110	0-57
BC108	0-12	BFS28	1-38	OC123	1-55	2N2906	0-25	74111	0-86
BC109	0-13	BF561	0-25	OC128	1-55	2N2907	0-21	74116	0-86
*BC113	0-15	*BFS98	0-25	OC140	1-95	*2N2924	0-15	74118	0-95
*BC114	0-18	BFW10	0-90	OC141	2-25	*2N2925	0-17	74119	2-00
*BC115	0-19	BFW11	0-90	OC170	0-60	*2N2926	0-13	74120	1-10
*BC116	0-19	BFX84	0-38	OC171	0-60	2N3053	0-25	74121	0-45
*BC117	0-22	BFX85	0-41	OC200	1-00	2N3054	0-50	74122	0-60
*BC118	0-18	BFX86	0-32	OC201	1-00	2N3055	0-50	74123	0-60
*BC125	0-18	BFX88	0-32	OC202	1-25	2N3440	0-60	74125	0-80
*BC126	0-25	BFY50	0-28	OC203	1-25	2N3441	0-60	74126	0-80
*BC135	0-15	BFY51	0-26	OC204	1-25	2N3442	1-20	74128	0-80
*BC136	0-19	BFY52	0-26	OC205	1-75	2N3525	0-90	74132	0-80
*BC137	0-16	BFY64	0-30	OC206	1-75	2N3614	1-20	74136	0-68
*BC147	0-10	BFY90	0-32	OC207	1-25	*2N3702	0-15	74141	3-00
*BC148	0-10	BSX19	0-34	OC271	1-25	*2N3703	0-15	74142	3-00
*BC149	0-13	BSX20	0-34	ORP12	0-70	*2N3704	0-15	74143	3-00
*BC157	0-12	BSX21	0-32	*R2008B	2-25	*2N3705	0-15	74144	3-00
*BC158	0-11	BT106	1-25	*R2009	2-25	*2N3706	0-14	74145	4-00
*BC159	0-13	BTY79/400R	3-19	*R2010B	2-25	*2N3707	0-18	74147	2-45
*BC167	0-13	*BU205	2-25	T1C44	0-36	*2N3708	0-14	74148	2-90
*BC170	0-16	*BU206	2-25	T1C225D	1-30	*2N3709	0-15	74150	1-75
*BC171	0-14	*BU208	2-50	T1L209	0-25	*2N3710	0-14	74151	2-00
*BC172	0-13	BY100	0-45	*T1P29A	0-50	*2N3711	0-15	74154	2-00
*BC173	0-15	BY126	0-14	*T1P30A	0-60	2N3771	1-60	74155	0-90
BC177	0-19	BY127	0-15	T1P31A	0-62	2N3772	1-70	74156	0-90
BC178	0-18	BZK61	0-20	T1P32A	0-75	2N3773	2-65	74157	0-90
BC179	0-19	Series	0-30	T1P33A	1-00	*2N3819	0-36	74159	2-50
*BC182	0-11	BZV88	0-13	T1P34A	1-20	*2N3820	0-46	74170	2-60
*BC183	0-11	Series	0-12	T1P41A	0-70	*2N3823	0-60	74172	5-00
*BC184	0-12	CRS1/05	0-45	T1P42A	1-00	2N3866	1-20	74173	1-75
*BC212	0-14	CRS1/40	0-60	T1P2955	1-00	*2N3904	0-21	74174	1-57
*BC213	0-14	CRS3/05	0-45	T1P3055	1-00	*2N3905	0-22	74175	1-00
*BC214	0-17	CRS3/40	0-75	*T1543	0-35	*2N3906	0-22	74176	1-10
*BC237	0-17	CRS3/60	0-90	*ZS140	0-25	*2N4058	0-20	74178	1-65
*BC238	0-12	GEX66	1-50	*ZS170	0-12	*2N4059	0-15	74179	1-65
BC301	0-45	GEX541	1-75	*ZS178	0-54	*2N4060	0-20	74180	1-65
BC303	0-60	GJ3M	0-75	*ZS271	0-22	*2N4061	0-17	74190	1-48
*BC307	0-20	GJ5M	0-75	*ZS278	0-56	*2N4062	0-18	74191	1-48
*BC308	0-18	GJ7M	0-75	*ZTX107	0-11	*2N4124	0-17	74192	1-25
*BC327	0-22	GM3378A	0-50	*ZTX108	0-12	*2N4126	0-17	74193	1-25
*BC328	0-18	*K5100A	0-40	*ZTX109	0-10	*2N4286	0-20	74194	1-25
*BC337	0-19	MJE340	0-58	*ZTX300	0-12	*2N4288	0-25	74195	1-10
*BC338	0-18	MJE370	0-65	*ZTX301	0-13	*2N4289	0-25	74196	1-20
BCY30	1-00	MJE371	0-81	*ZTX302	0-17	*2N4547	0-35	74197	1-00
BCY31	1-00	MJES20	0-65	*ZTX303	0-17	*2N4548	0-35	74198	2-25
BCY32	0-22	*MFP105	0-75	*ZTX304	0-17	*2N4549	0-38	74199	2-25
BCY33	0-90	MJE2955	1-25	*ZTX311	0-12	3N125	1-75	*78013N	1-75
BCY34	0-90	MJE3055	0-75	*ZTX314	0-20	3N141	0-85		
BCY39	3-00	*MPP102	0-30	*ZTX500	0-13				
BCY40	1-25	*MPP103	0-30	*ZTX501	0-14				
BCY42	0-30	*MPP104	0-30	*ZTX502	0-16				
BCY43	0-32	*MPP105	0-30	*ZTX503	0-17				
BCY48	0-18	*MPSA06	0-20	*ZTX504	0-20				
BCY70	0-18	*MPSA56	0-20	*ZTX531	0-20				

Open daily to callers: Mon.-Fri. 9 a.m.-5 p.m.
Valves, Tubes and Transistors - Closed Saturday
Terms C.W.O. only - Tel. 01-677 2424-7
Quotations for any types not listed
Post and Packing 25p per order
V.A.T. to be added. Items marked * 12 1/2%

Plugs in socket
-low profile
8 pin DIL 0-15
14 pin DIL 0-15
16 pin DIL 0-17

INTEGRATED
CIRCUITS
7401 0-20
7402 0-20
7403 0-20

Prices correct
when going
to press



4 1/4 in x 3 1/4 in METER. 30µA, 50µA or 100µA, £4-75. 16p P. & P.

**MICROPHONES FOR
TAPE RECORDERS**
DM228R 200 ohm with 3-5
and 2-5mm Jack Plugs £1-30
DM229R 50K with 3-5 and
2-5mm Jack Plugs £1-60
DM18D 200 ohm with 5
and 3 pin Din Plugs £1-75
Postage on above microphones
11p



**CARDIOD
DYNAMIC
MICROPHONE**

Model UD-130 Frequency
response 50-15,000c/s.
Impedance Dual 50K and
600 ohms, £8-02. 26p
P. & P.

2in x 2in meters 1mA, 500µA,
£2-92. 16p P. & P.

60 x 45mm meters 50µA, 100µA
500µA and 1mA VU meter, £4-14.
11p P. & P.

Edgewise meters 90mm x 34mm,
500µA, and 1mA, £3-40. 16p
P. & P.



**MULTI-
METER**
Model IT1-2
20,000 ohm/volt,
£10-05. 26p
P. & P.


TRANSFORMERS Primary 240V
6-0-6V 100mA £0-75
9-0-9V 75mA £0-75
12-0-12V 50mA £0-85
12-0-12V 100mA £1-05
Post on above transformers 30p.
9-0-9V 1A £1-80
12-0-12V 1A £2-15
15-0-15V 1A £2-36
30-0-30V 1A £3-10
6-3V 1 1/2A £1-80
6-0-6V 1A £2-20
Post on above transformers 45p.

All above prices include V.A.T. LARGE S.A.E. for New List.
Special prices for quantity quoted on request.

M. DZIUBAS

158 Bradshawgate · Bolton · Lancs. BL2 1BA

SPECIAL OFFER FOR READERS



£18.50 inc VAT + £1.45 P. & P. & Ins.

- AM/FM Radio Alarm Clock (a.c. 220-240V only)
- 24-Hour Clock
- High quality white abs case
- Push-button mode selection
- Sleep delay control
- Illuminated clock and radio scale
- Alarm with buzzer and/or music
- All chrome control knobs
- Complies with BS415 (1972) safety requirements
- Each unit fully inspected before despatch
- Guaranteed for one year

Please send cheque or postal order to:

D. & D. Power Supply Co Ltd
79 Lowfield Street, Dartford, Kent

Please allow 10-14 days for delivery

Callers welcome Monday-Friday 9-5, Saturday 9-1

- 100-0-100UA TUNING METER 1 1/2 x 1 1/2 in. square, 90p.
 20 ASSORTED VARI-CAP DIODES, untested for 45p.
 MINIATURE 2-POLE 4-WAY SWITCHES, 20p each
 1 1/2 in. DIA LOUDSPEAKER 8 ohm, 75p each
 UNIJUNCTIONS T1S43 type, 20p, MEU21, 22p, MV4694, 22p, GE4JD5E29, 22p.
 HEAVY-DUTY DPDT TOGGLE SWITCHES, 40p each
 TEXAS SCR's TIC47 200PIV 300mA, 18p each
 PHONO SOCKETS single, 5p, double, 10p, Triple, 15p, quad, 20p.
 200 ASSORTED RESISTORS 1/4, 1W, 75p.
 100 ASSORTED POLYSTYRENE CAPACITORS, 57p.
 100 MULLARD C280 CAPACITORS, assorted 57p.
 PLASTIC BC108 OR BC212 TYPE BRANDED TRANSISTORS, 10 for 60p.
 SILICON SOLAR CELLS 0-5V 5mA, 35p.
 ZN414 RADIO I.C., with data, £1.
 TRANSFORMERS 240V a.c. Input, Type 1 22V 1 amp 88p (20p P. & P.); Type 2 22V 300mA, TV 1 amp, 99p (20p P. & P.); Type 3 12V 300mA, 88p (15p P. & P.); Type 4 9V 500mA 88p (20p P. & P.); Type 5 50V 2 amp, 50V 500mA, £3.50 (75p P. & P.); Type 6 10V 1 1/2 amp twice, 20V 1 1/2 amp twice, £4.50 (85p P. & P.).
 TWO-PIN DIN SPEAKER SOCKETS, 10p, bank of 2 18p.
 MINIATURE 500 W.W. ELECTROLYTICS, 10 for 57p.
 500yd REEL OF PVC 14-0048 CABLE, £3.
 AUDIBLE ALARM SYSTEM, with transistors and I.C., 12V, 75p.
 TANTALUM BEAD CAPACITORS 0-1uF 35V.W., 0-33uF 35V.W., 1uF 35V.W., 2-2uF 35V.W., 3-3uF 18V.W., 4-7uF 35V.W., 5uF 25V.W., 6-8uF 25V.W., 8-8uF 35V.W., 10uF 25V.W., 15uF 20V.W., 20uF 6V.W., 22uF 16V.W., 33uF 25V.W., 47uF 6V.W., all 9p each.
 TOKO 55 M.H. ADJUSTABLE COILS FOR FILTERS, 18p each.
 FERRANTI ZTX108 BRANDED TRANSISTORS, 6 for 50p.
 POWER TRANSISTORS, OC25 50p, AD149 60p, BD442 25p, BD187 25p, BD207 55p.
 WIDE BAND RADAR AMPLIFIERS, 10-100MHz untested with data, 5 for 57p.
 50 ASSORTED BC107-8-3 TRANSISTORS, untested, for 57p.
 OPTO ISOLATOR LINTRONIX IC-74, with data, 50p each.
 0-1uF 160V.W. POLYESTER CAPACITORS, 20p doz.
 CA3089Q FM I.F. I.C., £1.40 each.
 FM FRONT END 88 TO 108MHz with details for conversion to aircraft band or 2 metres, £3.
 30 ASSORTED MULTI-TURN TRIM-POTS for 60p.
 20 ASSORTED PHOTO AND DARLINGTON TRANSISTORS, untested, for £1.
 50 AC128 TRANSISTORS, branded but untested, for 57p.

Please add 20p for post and packing on orders under £2, unless otherwise stated. Overseas orders at cost.

J. BIRKETT

RADIO COMPONENT SUPPLIERS

25 The Strait, Lincoln LN2 1JF

Tel. 20767

Sparkrite Mk2

Capacitive discharge electronic ignition kit

VOTED BEST OF 8 SYSTEMS TESTED BY 'POPULAR MOTORING' MAGAZINE OCT. 74



- * Smoother running
- * Instant all-weather starting
- * Continual peak performance
- * Longer coil/battery/plug life
- * Improved acceleration/top speeds
- * Optimum fuel consumption

Sparkrite Mk. 2 is a high performance, high quality capacitive discharge, electronic ignition system in kit form. Tried, tested, proven, reliable and complete. It can be assembled in two or three hours and fitted in 15/30 mins.

Because of the superb design of the Sparkrite circuit it completely eliminates problems of the contact breaker. There is no misfire due to contact breaker bounce which is eliminated electronically by a pulse suppression circuit which prevents the unit firing if the points bounce open at high R.P.M. Contact breaker burn is eliminated by reducing the current to about 1/50th of the norm. It will perform equally well with new, old, or even badly pitted points and is not dependent upon the dwell time of the contact breakers for recharging the system. Sparkrite incorporates a short circuit protected inverter which eliminates the problems of SCR lock on and, therefore, eliminates the possibility of blowing the transistors or the SCR. (Most capacitive discharge ignitions are not completely foolproof in this respect). All kits fit vehicles with coil/distributor ignition up to 8 cylinders.

THE KIT COMPRISES EVERYTHING NEEDED

Ready drilled pressed steel case coated in matt black epoxy resin, ready drilled base and heat-sink, top quality 5 year guaranteed transformer and components, cables, coil connectors, printed circuit board, nuts, bolts, silicon grease, full instructions to make the kit negative or positive earth, and 10 page installation instructions.

OPTIONAL EXTRAS

Electronic/conventional ignition switch. Gives instant changeover from "Sparkrite" ignition to conventional ignition for performance comparisons, static timing etc., and will also switch the ignition off completely as a security device, includes switch connectors, mounting bracket and instructions. Cables excluded. Also available RPM limiting control for dashboard mounting (fitted in case on ready built unit).

CALLERS WELCOME. For Crypto tuning and fitting service - phone (0922) 33008.

PRICES INCLUDE VAT, POST AND PACKING. Improve performance & economy NOW

NOTE—Vehicles with current impulse tachometers (Smiths code on dial RV1) will require a tachometer pulse slave unit. Price £3.35 inc. VAT, post & packing

ELECTRONICS DESIGN ASSOCIATES, 82 Bath St., Walsall, WS1 3DE

POST TODAY!

Quick installation
No engine modification required


Electronics Design Associates, Dept. PE9
82 Bath Street, Walsall, WS1 3DE. Phone: (0922) 33652

Name

Address

Mk. 2 DIY Ass. Kit @ £11.80	QUANTITY REQD	I enclose cheque/PO's for £
Mk. 2 Ready Built Negative Earth @ £14.97		
Mk. 2 Ready Built Positive Earth @ £14.97		Cheque No.
Ignition Changeover switches @ £4.30		Send SAE if brochure only required.
R.P.M. Limit systems in above units @ £2.42		

INVERTORS



240V-50Hz from your 12V car battery.
 25 watt—£4.75 300 watt (24V)—£26.45
 40 watt—£8.75 400 watt (12V)—£39.05
 75 watt—£12.03 500 watt (24V)—£48.18
 150 watt—£21.27 1kW (50V)—£127.00
 300 watt (12V)—£33.03 1.5kW (110V)—£140.80

All above invertors are in kit form but may be purchased built up in metal case & ready for use. Price list sent on receipt of S.A.E. Prices include post and packing.

P.W. AUTOMATIC EMERGENCY SUPPLY

240V-50Hz-150 watt inverter with built in battery charger. In event of power failure switches over automatically from battery charging to inverter operation. Cct. as appeared in Dec. 72 P.W. Complete kit of parts (excluding meter) £24.50 + £1.70 P. & P.

DIGITAL WATCH

L.E.D. display giving hours, minutes, seconds and date. Design based on American technology, and fantastic value at 16 + 30p P. & P.
 One year guarantee.

TRANSFORMERS & COILS

Both high volume and small order capacity available.
 Special offer. Miniature mains transformer 6-0-6V-6V.A.—£5p plus 10p P. & P.
 TRADE & EXPORT ENQUIRIES WELCOMED

P.E. ORION STEREO AMPLIFIER



20 + 20 watts r.m.s. into 8 ohm load. Distortion less than 0.01% 100Hz-10kHz. Frequency response \pm 1dB 20Hz to 20kHz. Hum level virtually nil with volume full on.


This is a power amplifier of superb quality incorporating the very latest design features. Professional hi-fi enthusiasts have classed it as fantastic and real value for money. The CCT incorporates a low flux transformer and inputs for disc, tape, tuner, etc. Complete kit of parts including slimline bookend case, silk screened front panel & knobs. £47.30 incl. VAT and P. & P.

The bookend case, I.C.s and semiconductors, P.C. board, Transformer, etc., may be purchased separately if desired. Send S.A.E. for further information.

P.E. ORION TUNER

Full kit of parts for this superb tuner unit to complement the now well established amplifier. Parts may also be purchased separately. Send S.A.E.

ASTRO IGNITION



ASTRO IGNITION SYSTEM

Complete kit of parts for this proven and tested system £10.45 incl. VAT. Ready built with only two connections to alter £13.75 incl. VAT. Thousands have used this system both home and abroad. Consider these advantages more power, faster acceleration, fuel economy, excellent cold starting, smoother running, no contact breaker burning. Also because of the high energy spark, the fuel mixture can be made weaker giving further economy and fewer plug problems. Fitting time when built 5 minutes approx. Please state whether positive or negative earth. Trade and export enquiries welcomed.

ASTRO ELECTRONICS

Spring Bank Road, West Park
 Chesterfield.

TOWERS INTERNATIONAL FET SELECTOR

by T. D. Towers Price £4.00

ADVANCED APPLICATIONS FOR POCKET CALCULATORS by J. Gilbert Price £4.00

MICROPROCESSOR/MICROPROGRAMMING HANDBOOK by B. Ward Price £4.00

TRANSISTOR SUBSTITUTION HANDBOOK by Howard Sams Price £4.00

RADIO, T.V. AND AUDIO TECHNICAL REFERENCE BOOK by S. W. Amos Price £24.70

WORLD RADIO T.V. HANDBOOK by J. M. Frost Price £5.50

THE RADIO AMATEUR'S HANDBOOK 1977 by A.R.R.L. Price £6.50

TOWERS' INTERNATIONAL TRANSISTOR SELECTOR by T. D. Towers Price £5.00

LOGIC DESIGN PROJECTS USING STANDARD INTEGRATED CIRCUITS by J. F. Wakerly Price £5.00

PULSE CODE MODULATION AND DIGITAL TRANSMISSION by G. H. Bennett Price £9.00

★ ALL PRICES INCLUDE POSTAGE ★

THE MODERN BOOK CO.

BRITAIN'S LARGEST STOCKIST of British and American Technical Books

19-21 PRAED STREET
 LONDON W2 1NP

Phone 01-723 4185

Closed Saturday 1 p.m.

MARCONI VALVE VOLTMETER,
 TF 428B £15 each.

EX-MINISTRY GENERATOR,
 0-20 kHz; sine wave output;
 metered; 600 ohms, 240V input.
 Size 16 x 10 x 9 in. deep.
 £22.50 each

EX-MINISTRY (MARCONI)
 METER, 0-6 watts multi-range,
 multi-impedance power.
 £30 each

*Don't forget our Pick-a-Pack;
 Pick-a-Piece and Pick-a-Meter
 Areas*

Carriage all units £2.75. VAT 8%

CHILTMEAD LTD

7/9 ARTHUR ROAD, READING, BERKS.
 (rear Tech. College) Tel. Reading 582605



THIS VOUCHER ENTITLES
 YOU TO A DISCOUNT OF

ONE POUND

£1

OFF

If you purchase a Radio-Alarm-Clock at £18.50 (incl. VAT) + £1.45 P. & P. and ins.

From:

**D & D Power Supply
 Co. Ltd.**

79 Lowfield Street
 Dartford, Kent

PLEASE SEE ADVERTISEMENT ON
 PAGE 65 FOR DETAILS

This offer is valid only until
 30th September 1977


G8CZW Digital Frequency Meter



Complete 50MHz kit **£54.00** inc. VAT, post free (U.K.)

ZN1040E Count/Display I.C.	8-10	Hardware and Wire Pack	1-45
Integrated Circuit Pack	9-25	Case, Two-tone p.v.c.-faced	
Displays and Filter Pack	7-78	steel, punched and lettered	
Semiconductor and Diode Pack	2-38	(+95p P. & P.)	5-75
Resistor and Capacitor Pack	2-98	Min BNC Sockets (50 ohm)	0-65
Logic and Display P.C.B.s	4-84	Min BNC Plugs (50 ohm)	0-70
5MHz Crystal	3-45	500MHz Prescaler Kit	1-78
Transformer 8-0-0V 0-5A		SP8631B 500MHz I.C.	8-98
(+75p P. & P.)	2-48	NE592 Wideband Video Amp	1-43
Switches, Knob, BNC's etc.	4-15	Hi-Z Buffer Kit	3-62
		D.F.M. Reprint (post free)	0-50

G8CZW Digital Voltmeter



Complete kit **£44.30** inc. VAT, post free (U.K.)

ZNA116E 3½ Digit I.C.	5-48	Hardware and Wire Pack	1-20
Integrated Circuit Pack	5-24	Case, Two-tone p.v.c.-faced	
Displays and Filter Pack	7-78	steel, punched and lettered	
Semiconductor and Diode Pack	2-60	(+95p P. & P.)	5-75
Resistor Pack inc. cermets	4-64	I.C. Sockets Pack	1-08
Capacitor Pack	1-58	Transformer (+75p P. & P.)	2-48
Logic and Display P.C.B.s	2-05	5V Reg., 2 Rect., 2,000µF	
Voltage Attenuator Pack	0-68	Cap., Mains SW., Fuse and	
Range Switch 6P. 4-way	2-38	Holder	3-75
		D.V.M. Reprint (post free)	0-35

All prices inc. VAT at the standard rate. Please add 20p P. & P. for packs. S.A.E. for full lists. Overseas—Deduct 8% off these prices.

Designer approved



ELECTRONICS (OLDHAM) LTD.
83 Lees Road, Oldham OL4 1JW
Tel. 061-624 8812

GREENWELD

443 Millbrook Road Southampton
SO1 0HX Tel: (0703) 772501

BUY A COMPLETE RANGE OF COMPONENTS AND THESE PACKS WILL HELP YOU

- ★ **SAVE ON TIME**—No delays in waiting for parts to come or shops to open!
- ★ **SAVE ON MONEY**—Bulk buying means lowest prices—just compare with others!
- ★ **HAVE THE RIGHT PART**—No guesswork or substitution necessary!

ALL PACKS CONTAIN FULL SPEC, BRAND NEW, MARKED DEVICES—SENT BY RETURN OF POST. VAT INCLUSIVE PRICES, JUST ADD 25p post TO ALL ORDERS.

K001 50V ceramic plate capacitors, 5%. 10 of each value 22pF to 1000pF. Total 210, **£3.35**

K002 Extended range, 22pF to 0.1µF. 330 values **£4.90**

K003 Polyester capacitors, 10 each of these values: 0.01, 0.015, 0.022, 0.033, 0.047, 0.068, 0.1, 0.15, 0.22, 0.33, 0.47µF. 110 altogether for **£4.75**

K004 Mylar capacitors, min 100V type, 10 each all values from 1000pF to 10,000pF. Total 130 for **£4.45**

K005 Polystyrene capacitors, 10 each value from 10pF to 10,000pF, E12 series 5% 160V. Total 370 for **£12.30**

K006 Tantalum bead capacitors, 10 each of the following: 0.1, 0.15, 0.22, 0.33, 0.47, 0.68, 1, 2.2, 3.3, 4.7, 6.8, all 35V; 10/25 15/16 22/16 33/10 47/6 100/3. Total 170 tants for **£14.20**

K007 Electrolytic capacitors 25V working, small physical size. 10 each of these popular values: 1, 2.2, 4.7, 10, 22, 47, 100µF. Total 70 for **£3.50**

K008 Extended range, as above, also including 220, 470 and 1000µF. Total 100 for **£5.90**

K021 Miniature carbon film 5% resistors, CR25 or similar. 10 of each value from 10R to 1M, E12 series. Total 610 resistors, **£6.00**

K022 Extended range, total 850 resistors from 1R to 10M **£8.30**

K041 Zener diodes, 400mW 5%. BZY88 etc. 10 of each value from 2.7V to 36V, E24 series. Total 280 for **£15.30**

K042 As above but 5 of each value **£8.70**
1977 Catalogue 30p if ordered with other goods, otherwise 45p inc. postage.

THE GREENWELD DRAGON IS YOUR GUARDIAN OF GOOD VALUE.



FREE CATALOGUE BY RETURN

Our easy to use FREE CATALOGUE gives circuit diagrams and contains full information on our

Counter Kits
PCB Sets
CMOS
Displays
Databooks

FOR FAST SERVICE with BY RETURN DELIVERY

PHONE OXFORD
0865 49791

OR WRITE TO

SINTEL
P.O. BOX 75B
OXFORD

SINTEL

SMALL CASE 18781

WRITE TO: SINTEL P.O. BOX 75B OXFORD

Crimson Elektrik

AUDIBLY SUPERIOR POWER AMPLIFIER MODULES

A power amp. built with CE modules will be audibly comparable to the very best amps. commercially available, but at a much reduced cost. T.h.d. is typically 0.007% by the use of output triodes and moderate feedback, while t.i.d. is no worry with a slew-rate limit of 16V/µs (only 5V/µs is required for the power bandwidth of CE 1008). Settling time < 15µs. * S/N > 110dB * 120 x 80 x 25mm. * Fully protected * 775mV/56kΩ * 12Hz-35kHz, -3dB * 14 Trs. 40.

Power Supplies: Featuring high quality Toroidal transformers with 120—
CP51 For 2 x CE608 or 1 x CE1004 £12-85 240V primary and screen;
CP52 For 2 x CE1004 or 2 or 4 x CE508 £14-55 2 large capacitors;
CP53 For 2 x CE1008 £15-85 rectifier; fixings.

Power amp. modules:
CE608 60W r.m.s./8Ω, ±35V £16-30
CE1004 100W r.m.s./4Ω, ±35V £19-22
CE1008 100W r.m.s./8Ω, ±45V £23-22
H/sinks: 50mm 90p; H/duty 100mm £1-60
Disco 150mm £2-30

All prices Inclusive. S.A.E. for full details



CE1008 + Light duty heatink (50mm)

CRIMSON ELEKTRIK
74 STATION ROAD
RATBY, LEICESTER

Tel. (9-5) 0533-386211



SMALL ADS

The prepaid rate for classified advertisements is 15 pence per word (minimum 12 words), box number 40p extra. Semi-display setting £12.00 per single column inch (2.5cm). All cheques, postal orders etc., to be made payable to Practical Electronics and crossed "Lloyds Bank Ltd". Treasury notes should always be sent registered post. Advertisements, together with remittance, should be sent to the Classified Advertisement Manager, Practical Electronics, Room 2337, IPC Magazines Limited, King's Reach Tower, Stamford St., London, SE1 9LS. (Telephone 01-261 5846).

CONDITIONS OF ACCEPTANCE OF CLASSIFIED ADVERTISEMENTS

1. Advertisements are accepted subject to the conditions appearing on our current advertisement rate card and on the express understanding that the Advertiser warrants that the advertisement does not contravene any Act of Parliament nor is it an infringement of the British Code of Advertising Practice.
2. The publishers reserve the right to refuse or withdraw any advertisement.
3. Although every care is taken, the Publishers shall not be liable for clerical or printers' errors or their consequences.

PLEASE NOTE

When replying to Classified Advertisements please ensure:

- (A) That you have clearly stated your requirements.
- (B) That you have enclosed the right remittance.
- (C) That your name and address is written in block capitals, and
- (D) That your letter is correctly addressed to the advertiser.

This will assist advertisers in processing and despatching orders with the minimum of delay.

RECEIVERS AND COMPONENTS

BRAND NEW COMPONENTS BY RETURN

Electronic Capacitors 18V, 25V, 50V—0.47, 1.0, 2.2, 4.7 and 10mF 5p; 22, 47 5p (50V 5p); 100 7p (50V 5p); 220 8p (50V 10p); 470 11p (50V 15p); 1,000 (16V) 15p, 1,000 (25V) 18p, 1,000 (50V) 22p.

Subminiature Bead Tantalum Electrolytics—0.1, 0.22, 0.47, 1.0, 2.2 at 35V, 4.7/25V 11p; 10/25V 18p; 22/16V, 47/16V and 100/3V 15p.

Mullard Min. Ceramic E12 Series 63V 2%—10pF to 47pF—5p; 56pF to 330pF 4p.

Vertical Mounting Ceramic Plate 50V—E12 series 22—1,000pF and E6 series 1,500—47,000pF 2p.

Polystyrene E12 Series 63V Horizontal Mounting—10—1,000pF 5p; 1,200—10,000pF 4p.

Mullard Polyester 250V Vertical Mounting E6 Series—0.01—0.1 4p; 0.15, 0.22 5p; 0.33, 0.47 5p; 0.68 11p; 1.0 15p; 1.5 20p; 2.2 22p.

Mylar (Polyester) Film 100V Vertical Mounting—0.001, 0.002, 0.005 3p; 0.01, 0.02 4p; 0.04, 0.05 4p.

Miniature Resistors Highstat E12 Series 5%, Carbon Film 0.25W 1Ω to 10M Ω. (10% over 1M Ω). Metal Film 0.125W, 0.25W and 0.5W 10Ω to 2M Ω 1/4p. Metal Film 1W 27 Ω to 10M Ω 2p.

1N4148 3p; 1N4005 2p; 1N4006 7p; 1N4007 8p; BC107/8/9, BC147/8/9, BF167/8/9, BF194, 197 9p.

Fuses 20mm glass, 11in glass, 1in ceramic 2p.

Post 10p (free over £4). Prices inclusive of V.A.T.

THE C.R. SUPPLY CO.
127 Chesterfield Road, Sheffield S8 0RM

ORCHARD ELECTRONICS

I.C.s. TTL, C/MOS. Linear. Capacitors. Resistors (E12). S.I./Rectifiers. Diodes. LED. Thyristors. Zeners. Voltage Reg. DIL Sockets. Bridge Rectifiers. Potentiometers. Presets. Triacs. Diac. Plugs. Sockets. Cable. Vero. Carefully selected range, excellent dispatch service. Same day turn round. S.A.E. list. Suppliers to A.E.R.E. U.K.A.E.A. Government Dept's. Schools. Universities. Manufacturers. Accounts opened for trade and amateur. Join the professionals. Phone by 4 p.m. Goods out 1st class by 5 p.m. Try us and prove it!

ORCHARD ELECTRONICS
Flint House, High Street, Wallingford, Oxon
Telephone 0491-35529

ELECTRONIC DEVICES and semiconductors. Components for this month's projects. S.A.E. Lists. N.K.M. 32, Seaside, Eastbourne, Sussex. Telephone 32921.

Power Electrolytics, 800μF, 450V (value not stamped on can). Single end connections with screw terminals, 2 1/2in dia. x 4 1/2in including leads. Min. order, 4 for £2 inc. V.A.T. (add 60p P. & P.). Sub-Min Mains Transformers, 12-0-12V, 50 mVA, 28mmW, 20mmH, 26mmD 82p. Bridge Rectifiers, 2A/100V, 34mm x 34mm 40p. Op. Amps, Motorola MC 1530G 65p. Power Transistor, 2N 3235. Min. 4 for £1. Transistor, 2N 2401. Min. 8 for £1. Thyristor, C106B1, 4A/200V, Min. 3 for £1. Dual Transistor, 2N 2643 50p. (Items 2-8, prices include V.A.T. add 20p P. & P.)

LINWAY ELECTRONICS, 843 Uxbridge Road, Hayes End, Middx., UB4 8HZ. Tel. 01-573 3677
Offers of company surpluses always welcomed. Cash settlement.

P.C.s Paxolin 5 1/2in x 5 1/2in, 6 for £1. 12in x 9in 70p. 17 1/2in x 9 1/2in, £1. Fibre glass 15 1/2in x 6 1/2in, £1.35. 15 1/2in x 13in, £2.40. D.S. 7in x 8in, 80p. Bank of 10. Neons with 10 x C407 transistors £1. Five figure Resettable Counter 18/22V works on 12V £3.20. P.S.U. panel 2 x 2N3702, 2 x AC153, bridge rect. electrolytics, etc. 55p. Three assorted meters £2.20. 1b assorted components £2.95, £1.5p Refund on purchase. Over £1 post paid; under add 20p; insurance add 15p.

J. W. B. RADIO
2 Barnfield Crescent, Sale, Cheshire, M33 1NL

QUALITY PORTABLE RADIOS at bargain prices while stocks last. A smart MW/LW set with metal face only £5.50. Also sensitive FM/AM Model black with Aluminium Dial Trim and Telescopic Aerial only £8 inc. V.A.T. and postage. Supplied with batteries, earphone and guarantee. **ELECTRONIC SUPPLIES**, Southview, Station Road, Bramley, Near Guildford, Surrey.

TOUCH CONTROLLED LIGHTING KITS

These KITS replace conventional light switches and control 300W of lighting. No mains rewiring required. Insulated Touch Plates. Easy to follow instructions. **NEW! TSD300K—TOUCHSWITCH and DIMMER** combined. ONE touch plate to switch light on or off. Brightness controlled by small knob—£4.95.

TS300K—TOUCHSWITCH TVCO touch plates ON and OFF—£3.67.

TS400K—AUTOMATIC. One touch plate. Light turns off after preset delay—£3.67.

LD300K LIGHT DIMMER KIT £2.45

SPECIAL OFFER
3 x 555 TIMER ICs for ONLY £1. 100 for £29.

AY-51230 4-digit CLOCK/APPLIANCE Timer £4.85.

LOW PRICES	CMOS (Motorola)	
4000 16p	4013 51p	4040 97p
4001 16p	4015 91p	4049 48p
4002 16p	4017 91p	4077 45p
4007 16p	4019 91p	4501 20p
4011 16p	4023 17p	4519 36p
4012 17p	4025 17p	4566 155p

TRIACS 400V T0220	555 8 pin dil	34p
Case Isolated Tab	741 8 pin dil	26p
8-5A 79p Diac 2ip	2N6027 (PUT)	34p
6-5A with trigger 80p	2N3055	36p

QUANTITY DISCOUNTS ON REQUEST

Add 8% V.A.T. + 25p. P. & P.

Mail order only to:

T. K. ELECTRONICS (PE)
106 Studley Grange Road, London W7 2LX

VALVES—Radio, TV, industrial, transmitting. We dispatch to any part of the world by return of post, Air or Sea Mail. 2,700 types in stock. 1930 to 1976 obsolete types a speciality. List 20p. Quotation S.A.E. Open to callers. Mon. to Sat. 9.30-5.00, closed Wed. 1.00. We purchase all types of new and boxed valves. **COX RADIO** (Sussex) Ltd., Dept. P.E., The Parade, East Wittering, Sussex, PO20 8BN. West Wittering 2023. (STD code 024386).

LEDs	Red	Green	Yellow	Orange	INFRA RED
0-125"	15p	27p	27p	27p	50p
0-2"	19p	33p	33p	33p	50p
OPTO-ISOLATOR TL111 1 LED + clip + 1p					
AC125/6/7/8	15p	SCR's 50V 100V 400V	400V TRIACS		
AD161/162	40p	T05 1A 2p 4p 6p	2A T05 4p		
AF117	22p	T06 3A 27p 35p 50p	BR100Diac 2ip		
AF124/5/6/7	34p	Stud 7A 50p 55p 65p	1A T0220 £1.50		
AF139/239	40p	2N3055	41p	VOLTAGE REGS.	
BC107/8/9	9p	2N3702/3/4	12p	5V 7805	Plastic
BC109C	12p	2N3903/4/5/6	16p	12V 7812	1 Amp
BC147/8/9	10p	2N2846	45p	15V 7815	all
BC157/8/9	11p	TIS43	25p	18V 7818	£1.50
BC167/8/9	11p	BF244	40p	24V 7824	
BC168C	12p	MPP102	40p	723 DI14	50p
BC177/8/9	17p	2N3619	25p	BRIDGE RECTS.	
BC182/3/4/L	11p	2N3823E	30p	2A 50V	36p
BC186/7	30p	2N5459	30p	2A 100V	41p
BC212/3/4/L	12p	IN914	6p	2A 200V	46p
BCY70/71/72	13p	IN4001	5p	2A 400V	53p
BD131/132	40p	IN4002/3	5p	2A 1000V	65p
BD139/140	60p	IN4004/5	7p	OP. AMPS.	
BF194/5	12p	IN4006/7	7p	709 all	25p
BF198/7	10p	IN4127	16p	741 8 pin	20p
BFY50/51	16p	3A/50V	14p	748 D.I.L.	36p
BFX29/8/5	20p	3A/100V	15p	LM301 T05	40p
BFX84	24p	3A/600V	22p	555 Timer	60p
B5X19/20	16p	BA100	10p	556 2 x 555	£1.10
MAE2955	85p	BA156	12p	NE565	£2.00
MAE3055	85p	BAX16	9p	LM380	£1.00
OC71	15p	IN4127	16p	LM381	£1.65
2N687	15p	OC47	8p	LM3900	70p
2N706	15p	OA70 OA79	8p	D.I.L. SOCKETS	
2N1711	20p	OA81 OA80	7p	8-pin 14-pin 15-pin	
2N2219	20p	OA91 OA85	7p	12p 13p 14p	
2N2904/5/6/7	18p	OC200	7p	Mica + bushes	
2N2904/5/L	18p	OC202	7p	T03 T066	5p
2N2926(R)	7p	ZENERB 2-7-33V	5p	Diode Pin	70p
2N2926(G)	7p	BZ788 or sim	8p	Ardebond 2gm	65p
2N3053	15p	ISLAND DEVICES, P.O. Box 11, (19 Carroways Place), Margate, Kent. M/order only. Prices inc. + 15p P. & P.			
2N3054	45p				

CARBON FILM RESISTORS—5%—E12 Series, 1/4W, 1/2W, 1W. Mixed to your choice, 100 for 90p. Electrolytics 50/15V, 100/15V 7p. Microprocessors SC/MP £15, Intokit £77, Keyboard kit £74, MM0800 £27. P. & P. 15p. Mail order only. **CANDAR**, 9 Galloway Close, Denbigh Hall, Bletchley.

Precision Polycarbonate Capacitors

All High Stability—extremely Low Leakage

440V A.C. RANGE	Price	63V D.C. RANGE	Value μF	±1%	±2%	±5%
Value Dimen- sions (mm) each	D	0.01-0.2	£1.80	£1.22	88p	
0-1 27	12.7 £1.34	0.22-0.47	£1.82	£1.24	90p	
0-15 27	12.7 £1.52	0.68	£2.06	£1.38	£1.00	
0-22 33	16 £1.66	1-0	£2.26	£1.52	£1.08	
0-25 33	16 £1.78	1-5	£2.50	£1.68	£1.20	
0-33 33	16 £1.92	2-2	£2.80	£1.94	£1.42	
0-47 33	19 £2.08	3-3	£3.42	£2.32	£1.84	
0-5 33	19 £2.24	4-0	£4.00	£2.72	£2.24	
0-68 50-8	19 £2.48	6-8	£4.88	£3.36	£2.66	
1-0 50-8	19 £2.64	10	£6.94	£4.68	£3.56	
1-5 50-8	25.4 £3.14	15	£9.92	£6.48	£4.96	
2-0 50-8	25.4 £3.74	22	£13.32	£9.98	£6.80	

TANTALUM BEAD CAPACITORS—0.1, 0.15, 0.22, 0.33, 0.47, 0.68, 1.0μF at 25/35V—10p; 1.5μF/35V—11p; 2.2μF/35V—12p; 3.3μF/35V—13p; 4.7μF/35V—13p; 6.8μF/35V—17p; 10μF 25V—17p; 10μF 35V—21p; 15μF/20V; 22μF/15V; 33μF/10V; 47μF/6.3V at 21p; 68μF 3V—17p; 100μF/3V—21p.

TRANSISTORS & I.C.'s

AC128	28p	BCY72	18p	TIP32A	57p
AC176	35p	BD131/132	41p	TIP42A	79p
AD149	68p	BF115	42p	2N2926G/O/Y	17p
AF178	64p	BF178	42p	2N3055	42p
AF239	10p	BF178	42p	2N3054	97p
BC107/8/9	12p	BF184	28p	2N3055	65p
BC114	15p	BF194/195	12p	2N3702/3/4	17p
BC147/8/9	10p	BF196/197	15p	2N3705/6/7/9	17p
BC153	16p	BF200	38p	2N3819	42p
BC157/8/9	12p	BF203/263	40p	2N3819	42p
BC177	18p	BFY50/51/52	22p	MPU131	35p
BC182/183	12p	BFX84/85	29p	MPU131	35p
BC184/212/3	13p	BFX86/87	31p	NESS5	61p
BC214	13p	BR101	41p	741 8 pin DIL	38p
BC238	17p	GET872	15p	ZN414	£1.65
BC267	25p	OC44/OC45	40p	SN76013ND	£1.55
BC268A	12p	OC71/72	45p	SN76023ND	£1.55
BCS24	11p	TIP13A	55p	SN76023ND	£1.55

POPULAR DIODES: BA145—18p; BA148—18p; BA155—18p; BA156—15p; BR100—28p; BY126—15p; BY127—16p; OA47—11p; OA81—15p; OA90 & 91—7p; IN914—7p; 10/66p; IN916—8p; 10/77p; IS44—7p; 10/60p; IN4148—6p; 10/55p; IN4001—6p; 002—61p; 003—7p; 004—7p; 005—9p; 006—9p; 007—10p; TL1209—25p.

LOW PRICE ZENER DIODES—400mW, T.C. ±5% at 5mA; 2V; 3V2; 3V6; 4V7; 5V1; 5V6; 6V2; 6V8; 7V5; 8V2; 9V1; 10V; 11V; 12V; 13V; 13.5V; 15V; 16V; 18V; 20V; 22V; 24V; 27V; 30V; 33V (All at 10p each, 10 for 95p, 50 for £4.50, 100 for £8.00 (values may be mixed)).

RESISTORS—High stability, low noise carbon film 5% ±W at 40°C, 3W at 70°C. E12 series only—from 2.2 Ω to 2.2M Ω. All at 2p each, 15p for 10 of any one value, 95p for 100 of any one value. **SPECIAL PACK**: 10 of each value 2.2 Ω & 2.2M Ω (730 resistors) £6.50.

SUBMINIATURE VERTICAL PRESETS—0.1W only 50; 100; 220; 470; 680 ohm; 1k; 2k; 4k; 6k; 8k; 10k; 15k; 22k; 47k; 100k; 320k; 680k; 1M; 2M; 5M. All at 7p each; 10 for 60p; 100 for £3.00.

PLEASE ADD 25p POST AND PACKING ON ALL ORDERS EXPORT—ADD COST OF SEA/AIRMAIL. Add 8% V.A.T. to all items except those marked with * which are 12%.

Send S.A.E. for additional stock lists.
Wholesale price lists available to bona fide companies
MARCO TRADING (Dept. P.3)
The Old School, Edstaston, Wem, Shropshire
Tel: Whixall 464/465 (Tel 094 872)
(Proprs. Minicost Trading Ltd.)

LED's. Mixed bags of 4 different sizes and 4 different colours. 50, 85-25; 100, 85-25, including V.A.T. and post and packing. C.W.O. **MICHAEL WILLIAMS ELECTRONICS**, 47 Vicarage Avenue, Chaele Hulme, Cheshire, SK8 7JP.

TURN YOUR SURPLUS capacitors, transistors, etc., into cash. Contact **COLES-HARDING & CO.**, 103 South Brink, Wisbech, Cambs. Tel. 0945 4188. Immediate settlement.

ELECTRICAL

STYL, CARTRIDGES AND AUDIO LEADS, etc. For the best at keenest prices send S.A.E. for free illustrated list to: **FELSTEAD ELECTRONICS (PE)**, Longley Lane, Gatley, Cheshire, SK8 4EE.

SITUATIONS VACANT

RADIO TECHNICIANS

Government Communications Headquarters has vacancies for Radio Technicians. Applicants should be 19 or over.

Standards required call for a sound knowledge of the principles of electricity and radio, together with 2 years experience of using and maintaining radio and electronic test gear.

Duties cover highly skilled telecommunications/electronic work, including the construction, installation, maintenance and testing of radio and radar telecommunications equipment and advanced computer and analytic machinery.

Qualifications: Candidates must hold either the City and Guilds Telecommunications Part I (Intermediate) Certificate or equivalent HM Forces qualifications.

Salary scale from £2,230 at 19 to £2,905 at 25 (highest pay on entry) rising to £3,385 with opportunity for advancement to higher grades up to £3,780 with a few posts carrying still higher salaries. Pay supplement of £313.20 per annum.

Annual leave allowance is 4 weeks rising to 6 weeks after 27 years service.

Opportunities for service overseas.

Candidates must be UK residents.

Further particulars and application forms available from:

**Recruitment Officer, Government Communications Headquarters
Oakley, Priors Road, Cheltenham, Glos. GL52 5AJ
Tel.: Cheltenham (0242) 21491 (Ext. 2270)**

EDUCATIONAL

COLOUR TV SERVICING

Learn the techniques of servicing Colour TV sets through new homestudy course approved by leading manufacturers. Covers principles, practice and alignment with numerous illustrations and diagrams. Other courses for radio and audio servicing. Full details from:

ICS SCHOOL OF ELECTRONICS
Dept. 771K, Intertext House, London SW8 4UJ
Tel. 01-622 9911 (all hours)

CITY & GUILDS EXAMS

Study for success with ICS. An ICS homestudy course will ensure that you pass your C. & G. exams. Special courses for: Telecoms. Technicians, Electrical Installations, Radio, TV & Electronics Technicians, Radio Amateurs. Full details from:

ICS SCHOOL OF ELECTRONICS
Dept. 771K, Intertext House, London SW8 4UJ
Tel. 01-622 9911 (all hours)

FOR SALE

PRACTICAL ELECTRONICS 1966 to 1972, 12 missing, offers. DIGGLES, 128 Coleridge Street, Derby.

LP1186 Tuner £6. FM1185 1F £4. M. GREEN, 3 Larchcroft Road, Ipswich, Suffolk.

NEW ISSUES of "Practical Electronics" available from April 1974 edition up to date. Price 65p each. Post free. **BELL'S TELEVISION SERVICES**, 190 Kings Road, Harrogate, N. Yorkshire. Tel. (0423) 55885.

BACK COPIES P.E., E.E., P.W., P.T., R.C. 25p plus post. (0296) 20758. (Aylesbury).

BARGAIN PACK—1000 assorted nuts and bolts. 2, 4 and 6 BA. New, Cadmium Plated, Value at least £12. Only £4 inc. P. & P. C.W.O. (UK only). Refund if not delighted. A.P., 171 Great Brays, Harlow, Essex, CM18 6DT.

DEWTRON SYNTHESIZER Modules at half price, perfect working order. Phone Southport 66012.

DIGITAL MULTIMETER, almost complete, needs CRO modifications—4 Riversley Road, Gloucester.

WANTED

WANTED, NEW VALVES, TRANSISTORS, top prices, popular types—KENSINGTON SUPPLIES (B), 367 Kensington Street, Bradford 8, Yorkshire.

WANTED PEN RECORDER (Suitable for High Impedance Voltmeter PRACTICAL ELECTRONICS August 1974). Box 70.

TURN YOUR Surplus components into cash. Tel. 0491-35529 (Oxon).

LADDERS

LADDERS, varnished, 25½ ft. extd., £30.41. Carr. £1.90. Leaflet. Immed. despatch. **THE LADDER CENTRE** (PEE3), Halesfield (1), Telford, Salop. Tel. 586644.

SERVICE SHEETS

SERVICE SHEETS, radio, TV, etc. 10,000 models. Catalogue 24p plus S.A.E. with orders-enquiries. **TELRAY**, 154 Brook Street, Preston, PR1 7HP.

SERVICE SHEETS, Radio, TV, etc., 50p and S.A.E. Catalogue 20p and S.A.E. **HAMILTON RADIO**, 47 Bohemia Road, St. Leonards, Sussex.

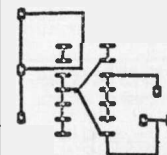
BELL'S TELEVISION SERVICES for service sheets on radio, TV, etc., 75p plus S.A.E. Colour TV service manuals on request. S.A.E. with enquiries to B.T.S., 190 Kings Road, Harrogate, N. Yorkshire. Tel. 0423 55885.

BOOKS AND PUBLICATIONS

HOW TO START A BUSINESS. By popular demand a fully illustrated manual has now been produced, showing, in easy, step by step stages, how to rewind **ARMATURES AND FIELD COLLS** as used in Vacuum Cleaners, Drills and Portable Tools. Chapters on taking data, materials required, test instruments required, rewind instructions, charts, etc. How to cost jobs and where to obtain work. **NO PREVIOUS KNOWLEDGE REQUIRED.** Complete instructions manual £4 plus 30p P. & P. C.W.O. **COPPER SUPPLIES**, 102 Farswood Road, Withington, Manchester 20. Dept. PE.A.

SIMPLIFIED TV REPAIRS. Full repair instructions, individual British sets, £4.50; request free circuit diagram. Stamp brings details unique TV Publications. **AUSEPE**, 76 Church Street, Larkhall, Lanarkshire.

MISCELLANEOUS



MAKE YOUR OWN PRINTED CIRCUITS

Professional Finish

RUB-ON TRANSFERS—STARTER PACK £1.30 (5 sheets, lines, pads, i.c. pads), **SPARE SHEETS** 27p, **FERRIC CHLORIDE**—115 bags 70p (P. & P. 30p)*. **LOW-COST I.C. MOUNTING**—100 Soldercon sockets 65p. 7 or 8 hole plastic supports 6p pair. **TRANSISTOR TESTER**—Easy to use. Indicates gain. Identifies NPN or PNP. Cannot damage transistor £7 (P. & P. 30p)*. S.A.E. lists and samples (P. & P. 15p/ order except*).

P.K.G. Electronics

Oak Lodge, Tansley, Derbyshire DE4 5FE

OUTSTANDING HI-FI FM TUNER. Comprises 7 transistors superhet design with varicap tuning, AFC. Latest silicon circuitry, full coverage 88-102MHz. Supplies built and tested with metal front panel and instruction sheet, only £9.95 + 30p P. & P. **GREGG ELECTRONICS**, 86-88 Parchmore Road, Thornton Heath, Surrey.

SWG	ENAMELLED COPPER WIRE			
	1 lb	8 oz	4 oz	2 oz
14-19	£4	£2	£1	£0.50
20-29	2.40	1.20	0.60	0.59
30-34	2.45	1.60	0.82	0.59
35-40	2.60	1.70	0.89	0.54
	2.85	1.90	1.04	0.75

Inclusive of P. & P. and VAT.
S.A.E. brings catalogue of copper and resistance wires in all coverings.

THE SCIENTIFIC WIRE COMPANY
P.O. Box 30, London, E4 9BW
Reg. Office: 22 Coningsby Gardens

PRINTED CIRCUITS and HARDWARE

Readily available supplies of Constructors' hardware, Aluminium sheet and sections. Printed circuit boards, top quality for individual or published designs.

Prompt service.

Send 25p for catalogue from:

RAMAR CONSTRUCTOR SERVICES
Masons Road, Stratford on Avon
Warwicks. Tel. 4879

TELEVISION TRAINING

12 MONTHS' full-time course in Radio and TV for beginners (GCE—or equivalent—in Maths and English).

26 WEEKS' full-time course in Mono and Colour TV (basic electronics knowledge essential).

13 WEEKS' full-time course in Colour TV (Mono TV knowledge essential).

These courses incorporate a high percentage of practical training.

Next session starts on September 12th.

Prospectus from **London Electronics College**, Dept. A9, 20 Penywern Road, London SW5 9SU. Telephone 01-373 8721

TECHNICAL TRAINING

Get the training you need to move up into a higher paid job. Take the first step now—write or phone ICS for details of ICS specialist homestudy courses on Radio, TV, Audio Eng. and Servicing, Electronics, Computers; also self-build radio kits. Full details from:

ICS SCHOOL OF ELECTRONICS
Dept. 771K, Intertext House, London SW8 4UJ
Tel. 01-622 9911 (all hours)

COURSES—RADIO AMATEURS EXAMINATION. City and Guilds. Pass this important examination, and obtain your G8 licence, with an RRC Home Study Course. For details of this, and other courses (GCE, Professional Examinations etc.) write or phone—**THE RAPID RESULTS COLLEGE**, Dept. J.S.1, Tuition House, London SW19 4DS. Tel. 01-947 7272 (Careers Advisory Service) or for a prospectus only ring 01-946 1102. (24hr. recording service).

NO LICENCE EXAMS NEEDED

To operate this miniature, solid-state **TRANSMITTER RECEIVER** kit. Only £8.25 plus 25p P. & P.

'Brain-freeze' 'em with a **MINI-STROBE** kit, pocket-sized 'lightning flashes', varisped, for disco's and parties. A mere £4.10 plus 25p P. & P.

Experiment with a psychedelic **DREAM LAB**, or pick up faint speech/sounds with the **BIG EAR** sound-catcher: ready-made multi-function modules. £5 plus 20p P. & P. **LOTS MORE!** Send 25p for lists.

(Prices include VAT).
(Mail Order U.K. only).

BOFFIN PROJECTS
4 Cunliffe Road
Stoneleigh, Ewell, Surrey (P.E.)

NOW AVAILABLE for D.I.Y. burglar alarm systems. The Lawrence Electronics Solid State Control Module, £8.50 inc. VAT, P. & P.; or S.A.E. for full details on security equipment available. **LAWRENCE ELECTRONICS**, 78 Manningham Lane, Bradford, Yorkshire.

CABINET FITTINGS

FOR

Stage Loudspeakers and Amplifier Cabs
Fretcloths, Coverings, Recess Handles, Strap Handles
Feet, Castors, Locks and Hinges, Corners, Trim,
Speaker Bolts, etc., etc.

Send 2 x 9p Stamps for samples and list.

ADAM HALL (P.E. SUPPLIES)
Unit Q, Starline Works, Grainger Road
Southend-on-Sea, Essex.

BURGLAR ALARM equipment, safes, trade supplies. **ASTRO-ALARMS**, 25 Stockton Rd., Sunderland. Tyne and Wear. Tel.: 77825. Free list S.A.B.

H. M. ELECTRONICS

275a Fulwood Road, Broomhill, Sheffield S10 3BD



BEC CABINETS

Give your project that professional looking finish. Build it in a BEC. Dry transfer lettering now available . . .

ORION cabinet still available punched or unpunched. Send 15p (refundable) for leaflets.

SCREENED CABLE—Four Core Miniature. 7/0-1mm. 26p per metre. P. & P. 25p. **IACC ELECTRONICS**, 24 St. Anselm Place, St. Neots, Cambridgeshire. Tel. (0480) 212942.

100 Resistors 75p

±W 5% e/FILM 2-2Ω-2-2MΩ (E12)
10 each of any value. Send S.A.E. for free sample

C60 CASSETTES 30p

C90 CASSETTES 45p

All prices include VAT.

Quantity Discounts
10 Units 5%
50 Units 7%
100 Units 10%

All Cassettes in Plastic Case with Index and Screwed Assembly

Add Postage 10p in £1

SALOP ELECTRONICS
23 WYLE COP
SHREWSBURY
Tel. 53208

PRINTED CIRCUIT BOARDS supplied in glass fibre, drilled, tinned or varnished from your own or published designs. Send S.A.E. for quotations. R. F. DARLISON, 12 Whiteoaks Road, Oadby, Leicester.

PRACTICAL ELECTRONICS P.C.B.'S

in glass fibre tinned and drilled. Radio Control June to Aug. 76. Set of 8 £5.80. Cross Hatch Generator Sept. 76. £2.85. Digital Volt Meter (G8CZV) April 77. Set of 2 £2.55. Burglar Alarm May 77. £1.68. Sport Centre June 77, including p.c.b. for the power supply £2.46. Digital Watch July 77. 86p. Send S.A.E. for complete list and current boards. C.W.O. please.

PROTO DESIGN, 4 Highcliff Way,
Wickford, Essex. SS11 8LA

P.E. MINISONIC Kit, partly built, £40 o.n.o. ETI Graphic Equaliser Kit, partly built, £45 o.n.o. Wanted, PE Guitar effects pedal, overdrive unit, reverb, tuning fork. Tel. Dartford 29101.

BURGLAR ALARMS SUPPLIES AND EQUIPMENT



S.A.E. FOR FREE CATALOGUE

LARGE SIZE PRESSURE MATS
28 in. x 15 in. £1.20

MAGNETIC SWITCHES
with magnets from 75p

BELLS SIRENS ALARM-UNITS CABLE
BELL COVERS WINDOW FOIL VIBRATION
CONTACTS ULTRASONIC AND INFRA-RED
DETECTORS INERTIA SWITCHES.

A. D. ELECTRONICS

217 Warbreck Moor, Aintree
Liverpool L9 0HU. Tel. 051-525 3440

CLEARING LABORATORY, scopes, recorders, testmeters, bridges, audio, R.F. generators, turntables, tapeheads, stabilised P.S.U.s, sweep generators, test equipment, etc. Lower Beeding 236

BUILD THE TREASURE TRACER



MK III Metal Locator

- Varicap tuning
- Britain's best selling metal locator kit
- Fitted with Faraday shield
- Speaker and earphone operation
- 4,000 already sold
- Prebuilt search coil assembly
- Five transistor circuit
- Thoroughly professional finish
- You only need soldering iron, screw-driver, pliers and snips
- As seen on BBC-1 and BBC-2 TV

Send stamped, addressed envelope for leaflet

Complete Kit **£15.95** Built and tested **£20.95**
Post £1.20 + £1.37 VAT Post £1.20 + £1.77 VAT
MINIKITS ELECTRONICS, 6g CLEVELAND ROAD
LONDON E18 2AN (Mail Order Only)

ARMATURE AND COIL WINDING

ENAMELLED COPPER WIRE

Only top quality materials supplied.

All orders despatched within 24 hours.

S.W.G.	1 lb reel	1/2 lb reel
10 to 19	£2.95	£1.60
20 to 29	£3.15	£1.80
30 to 34	£3.45	£1.90
35 to 40	£3.65	£2.10

All prices inclusive of P. & P. in U.K.

COPPER SUPPLIES

102 Parrswood Road, Withington,
Manchester 20 Telephone 061-445 8753

SUPERB INSTRUMENT CASES by Bazelli, manufactured from heavy-duty pvc faced steel. Hundreds of people and industrial users are choosing the cases they require from our vast range. Competitive prices start at a low **82p**. Examples: width, depth, height, 8in x 5in x 3in, **£1.70**; 10in x 6in x 3in, **£2.42**; 10in x 8in x 3in, **£3.02**; 12in x 10in x 3in, **£3.98**; 8in x 4in x 4in, **£1.98**; 10in x 6in x 4in, **£2.97**; 12in x 8in x 4in, **£3.96**; 7in x 7in x 6in, **£2.91**; 8in x 10in x 6in, **£3.96**; 12in x 8in x 7in, **£4.40**; 12in x 12in x 7in, **£4.84**. Plus 85p carriage and 8% VAT. Over 400 models to choose from. Prompt despatch. Free literature (stamp would be appreciated): **BAZELLI**, Dept. No. 23, St. Wilfrid's, Foundry Lane, Halton, Lancaster LA2 6LT.

WIRE THREADING KIT

WIRE DISTRIBUTION SYSTEM INTRO-KIT

£6-60 inc. of VAT and P. & P. (Mail order only)

KIT CONSISTS: WIRE DISTRIBUTION PENCIL, W-D BOARD, W-D STRIPS, SPARE SPOOL OF WIRE, IC LEG DEFORMER, COMPREHENSIVE INSTRUCTIONS.

Or for further details please send a S.A.E.

Trade and overseas enquiries welcome.

ZARTRONIX 115 Lion Lane, Haslemere,
Surrey GU27 1JL

ORDER FORM PLEASE WRITE IN BLOCK CAPITALS

Please insert the advertisement below in the next available issue of Practical Electronics for.....

insertions. I enclose Cheque/P O. for £.....

(Cheques and Postal Orders should be crossed Lloyds Bank Ltd. and made payable to Practical Electronics)

NAME.....

ADDRESS.....

Send to: Classified Advertisement Manager

PRACTICAL ELECTRONICS
GMG, Classified Advertisement Dept., Room 2337,
King's Reach Tower, Stamford Street,
London SE1 9LS. Telephone 01-261 5846

Rate:

15p per word, minimum 12 words. Box No. 40p extra.

Company registered in England. Registered No. 53626. Registered Office: King's Reach Tower, Stamford Street, London SE1 9LS.



PHOENIX ELECTRONICS

(SOLENT) LTD

46 Osborne Road, Southsea, Hants

All prices include VAT
Include 20p extra for carriage

SOME SEMICONDUCTORS

BC107/8/9	11p
BC177/8/9	15p
BC204/5/6	14p
BC207/8/9	9p
BDY56	£1.72
1N4001	7p
1N4004	10p
1N4148	5p
2N2218/19/21/22	22p
2N2904/5/6/7	24p
2N3442	88p
2N3702-11	12p

RESISTORS

½W carbon film (10)	18p
½W metal film (5)	18p

CAPACITORS

Disc ceramic. Aluminium electrolytic. Tantalum bead.

PANEL HARDWARE

Connectors, lampholders, switches, fuses, knobs.

MISCELLANEOUS

Hand tools, instrument cases, Veroboard, relays, transformers.

SOLDERING EQUIPMENT

Weller and Adcola irons, tips, desoldering tools, instant-heat guns.

INTEGRATED CIRCUITS

DTL 930 series.
TTL 74 series.
Linear series.
Consumer circuits.

Buy More for Less Outlay with Our Bargain Packs

Please send your 1977 catalogue—free!

Name

Address

"SUPER SPARK" Mk5 NEW ELECTRONIC IGNITION UNIT THAT SAVES MONEY AND IMPROVES PERFORMANCE

DIRECT FROM THE MAKERS!

- ADAPTABLE TO + OR — EARTH AS REQUIRED
- REV. LIMITING CONTROL
- INSTANT REVERT SWITCH TO NORMAL IGNITION
- ON-OFF SWITCH TO IMMOBILIZE ENGINE
- EASY TO INSTALL
- FULLY GUARANTEED
- VALUE SUPREME!

Nothing extra to pay for!

With Super Spark Mk. 5 you get all the advantages of electronic ignition for your car—year-round easier starting, fuel economy, better working life from the engine PLUS essential features which come as extras in other makes. Built from heavy duty components on improved circuit board, now in heavy gauge aluminium case 6½in. x 4½in. x 2in. with neon indicator and colour coded leads (approx. 27in.).
OVER 14,000 SUPER SPARK UNITS HAVE ALREADY BEEN SOLD. FOR DELIVERY BY RETURN. S.A.E. brings leaflet.

Made in our own U.K. factory
STIRLING SOUND (Dept PE97)
37 VANGUARD WAY, SHOEBURNESS, ESSEX

Shop—220-224 West Rd., Westcliff-on-Sea, Essex SS0 9DF
Phone: Southend (0702) 351048



£12.75
inc. VAT

POST FREE IN U.K.
Ready built, tested
and guaranteed

Complete kit of
guaranteed parts,
£10.50 inc. VAT

POST FREE IN U.K.

TRANSFORMERS

ALL EX-STOCK—SAME DAY DESPATCH. VAT 8%

12 AND OR 24 VOLT OR 12-0-12V PRIMARY 220-240 VOLTS				
Ref	No	12V	24V	P & P
111	0-5	0-25	£ 2.0	0-45
213	1-0	0-5	2-64	0-78
71	2	1	3-41	0-78
18	4	2	4-03	0-96
70	6	3	5-35	0-96
108	8	4	6-98	1-14
72	10	5	7-67	1-14
116	12	6	8-99	1-32
17	16	8	10-39	1-32
115	20	10	13-18	2-08
187	30	15	17-05	2-08
226	60	30	26-82	0A

30 VOLT RANGE				
Prim. 220/240V Sec. 0-12-15-20-24-30V				
Voltages available 3, 4, 5, 6, 8, 9, 10, 12, 15, 18, 20, 24, 30V. or 15-0-15V.				
Ref	No	Amps	£	P & P
112	0-5		2-64	0-78
79	1-0		3-57	0-96
3	2-0		5-27	0-96
20	3-0		6-20	1-14
21	4-0		7-44	1-14
51	5-0		8-37	1-32
117	6-0		9-92	1-32
88	8-0		11-73	1-64
89	10-0		13-33	1-84

50 VOLT RANGE				
Prim. 220/240V. Sec. 0-19-24-25-33-40-50V				
Voltages available 6, 7, 8, 10, 14, 15, 17, 19, 25, 31, 33, 40, 50V or 25-0-25V.				
Ref	No	Amps	£	P & P
102	0-5		3-41	0-78
103	1-0		4-57	0-96
104	2-0		6-98	1-14
105	3-0		8-45	1-32
106	4-0		10-70	1-50
107	6-0		14-62	1-64
118	8-0		17-05	2-08
119	10-0		21-70	0A

60 VOLT RANGE				
Prim. 220/240V Sec. 0-24-30-40-48-60V				
Voltages available 6, 8, 10, 12, 16, 18, 20, 24, 30, 36, 40, 48, 60V or 24-0-24V or 30-0-30V.				
Ref	No	Amps	£	P & P
124	0-5		3-88	0-96
126	1-0		5-58	0-96
127	2-0		7-80	1-14
125	3-0		10-54	1-32
123	4-0		12-23	1-84
40	5-0		13-95	1-64
120	6-0		15-66	1-84
121	8-0		20-15	0A
122	10-0		24-03	0A
189	12-0		27-13	0A

MAINS ISOLATING (SCREENED)				
PRIM 120/240 SEC. 120/240 CT				
Ref	No	VA	(Watts)	P & P
07	20	4-40	0-79	0
149	60	8-20	0-96	0
150	100	7-13	1-14	0
151	200	11-16	1-50	0
152	250	12-79	1-84	0
153	350	16-28	1-84	0
154	500	19-15	2-15	0
155	750	29-06	0A	0
156	1000	37-20	0A	0
157	1500	45-60	0A	0
158	2000	54-80	0A	0
159	3000	79-05	0A	0

AUTO TRANSFORMERS				
Ref	No	VA	(Watts)	P & P
113	20	0-115-210-240	2-48	0-71
64	75	0-115-210-240	3-95	0-96
4	150	0-115-200-220-240	5-35	0-94
66	300	0-115-200-220-240	7-75	1-14
67	500	0-115-200-220-240	10-99	1-64
64	1000	0-115-200-220-240	18-75	2-08
93	1500	0-115-200-220-240	23-38	0A
95	2000	0-115-200-220-240	34-82	0A
73	3000	0-115-200-220-240	48-00	0A

HIGH VOLTAGE MAINS ISOLATING				
Prim. 200/220V or 400/440V				
Sec. 100/120V or 200/240V				
VA	Ref	£	P & P	
60	243	5-89	1-84	4W
350	247	14-11	1-84	67W
1000	250	35-65	AO	84W
2000	252	54-25	AO	95W

CASED AUTO TRANSFORMERS				
240V cable in & 115V USA				
2 pin outlet				
VA	Ref	£	P & P	
20	4-96	0-96	113W	
150	8-46	1-14	4W	
500	15-73	1-64	67W	
1000	22-68	AO	84W	
2000	37-65	AO	95W	

SCREENED MINIATURES				
Ref	mA	Volts	£	P & P
238	200	3-0-3	1-98	0-55
212	1A, 1A	0-6-0-6	2-85	0-78
13	100	9-0-9	2-14	0-38
225	330, 330	0-9-0-9	1-99	0-38
207	500, 500	0-8-9-0-8-9	2-59	0-71
208	1A, 1A	0-8-9-0-8-9	3-53	0-78
236	200, 200	0-15-0-15	1-99	0-38
214	300, 300	0-20-0-20	2-56	0-78
221	700 (DC)	20-12-0-12-20	3-41	0-78
206	1A, 1A	0-15-20-0-15-20	3-53	0-96
203	500, 500	0-15-27-0-15-27	3-99	0-96
204	1A, 1A	0-27-0-15-27	5-39	0-96
S112	500	12-15-20-24-30	2-64	0-78

BRIDGE RECTIFIERS				
	P	P	P	P
200V	2A	£0-45	0-29	
400V	2A	£0-55	0-29	
200V	4A	£0-65	0-29	
400V	4A	£0-80	0-29	
400V	6A	£1-00	0-29	
500V	10A	£2-35	0-29	

AUDIO KIT 25W				
2 + 25W Amplifiers				
1 + Pre-Amp				
1 + Power supply				
1 + Transformer				
1 + Front Panel				
1 + Kit of parts to include on-off switch, neon ind. Stereo headphone socket. Plus instructions book £27-55.				
Teak veneered cabinet aluminium chassis, heat sink and front panel brackets plus back panel and sockets, etc.				
£9-20				
P & P. 88p. VAT 12½%				

PLUS

HIGH QUALITY MODULES				
10 WATT RMS AMPLIFIER	£4-04			
25 WATT RMS AMPLIFIER	£5-27			
35 WATT RMS AMPLIFIER	£5-95			
125 WATT RMS AMPLIFIER	£18-50			
PRE-AMP for 5-10 WATT	£7-92			
PRE-AMP for 25 WATT	£15-90			
POWER SUPPLIES 5-10 WATT	£1-34			
POWER SUPPLIES 25 WATT	£4-60			
TRANSFORMER 5-10 WATT	£4-50			
TRANSFORMER 25 WATT	£6-43			

MAGNETIC TO CERAMIC CARTRIDGE CONVERTOR OPERATING VOLTAGE 20-45V ONLY £3-59. P. & P. 35p. VAT 12½%				
--	--	--	--	--

TRANSFORMERS SPECIAL OFFERS (Limited Stocks)				
BE1—Prim. 0-120, 0-120V, (110 or 240V); Sec. 24V. 10A, £5-50, P. & P £1-66				
BE2—Prim. 0-90-110, 200-220-240V. Sec. 0-110V, 0-20-224V, 2-5A, £2-25. P. & P. 95p.				
VAT 8%				

BLOB BOARD (Pack of 3)				
2-5" x 5-1" - 1" or 2-5" x 5-1" - 15"	£0-75			
3-75" x 5-1" - 1" or 3-75" x 5-1" - 15"	£1-14			
10" x 6" - 1" or 10" x 6" - 15"	£3-78			
4-8" x 3-2" - 0-96	4-75" x 7-5" £2-13			
P. & P. 35p. VAT 8%				

POWER UNITS				
Stabilised 3-6-7-5-9V 400mA	£5-95			
3300 fits into 13A socket 6-7-5-9V 300mA	£3-30			
VAT 12½% P. & P. 75p				

DECS SOLDERLESS BREADBOARDING				
S Dec 70 contacts	£1-98			
T Dec 208 contacts	£3-68			
U Dec 'B' for I.C.s, etc.	£3-99			
VAT 8% P. & P. 40p	£6-99			

PRINTED CIRCUIT KIT				
P.C. board, circuit marking pen, etchant crystals, solvent, £2-40, VAT 8%, P. & P. 40p.				

ANTEX SOLDERING IRONS				
15W £3-46	18W £3-46			
25W £3-20	Stand £1-45			
Solderless iron kit	£4-93			
VAT 8% P. & P. 40p				

ELECTRONIC CONSTRUCTION KIT				
10 projects (including electronic organ). No soldering needed £7-29. VAT 8% P. & P. 70p				

TI MINI-MULTIMETER				
DC-1000V, AC-1000V, DC-100mA, Res-150kΩ, 1000Ω/V. Bargain				
£5-30.				
VAT 8% P. & P. 62p				

COMPONENT PACKS				
200 Mixed value resistors (count by weight)				
150 Mixed value capacitors (count by weight)				
30 Mixed value precision resistors ½W 2%				
15 Assorted pots and pre-sets				
10 Reed switches				
15 Wire wound resistors—mixed wattage				
1 Pack wire 50 metres, assorted colours				
Please state pack required. 80p per pack. VAT 12½% P. & P. 40p				

STEREO FM TUNER WITH PHASE-LOCK LOOP				
4 Pre-selected stations supply 20-35V, 90mA Max. £20-45.				
VAT 12½% P. & P. 40p				

PRICES CORRECT 23-6-77
PLEASE ADD VAT AFTER P. & P.

OUR WIDE RANGE OF TRANSFORMERS ARE TOO NUMEROUS TO LIST, PLEASE CALL (OPEN 9 a.m. to 5 p.m., MON-FRI.) OR SEND FOR YOUR REQUIREMENTS. ELECTROSIL AND SEMICONDUCTOR STOCKISTS. PANEL METERS, MULTIMETERS, AUDIO ACCESSORIES, SEND 15p STAMPS FOR LISTS.

Barrie Electronics Ltd.
3 THE MINORIES, LONDON EC3N 1BJ
TELEPHONE: 01-488 3316/7/8
NEAREST TUBE STATIONS: ALDGATE & LIVERPOOL ST.

TTLs by TEXAS		CMOS I.Cs.		OP. AMPS.		NE531V		MEMORY I.Cs.		MJ401		DIODES		BRIDGE RECTIFIERS		
7400	10p	74112	85p	CA3130	100p	709	140p	1702A	EPROM	21p	2N2906/A	22p	BY127	12p	1A 50V	25p
7401	10p	74118	210p	CA3140	100p	741	25p	2102-2	RAM	210p	2N2907/A	25p	OA47	9p	1A 100V	37p
7402	10p	74119	225p	LM301A	40p	747	75p	2107	RAM	600p	2N2926RB	1p	OA81	15p	1A 400V	31p
7403	10p	74120	130p	LM318N	175p	746	40p	2112-2	RAM	470p	2N2926G	11p	OA85	15p	2A 50V	40p
7404	20p	74121	25p	LM324N	130p	778	210p	8000A	C.P.U.	£14	2N3044	80p	OA90	9p	2A 100V	40p
7405	20p	74122	50p	MC1458P	75p	3000	75p	8000A	UART	725p	2N3045	80p	OA91	9p	3A 200V	70p
7406	43p	74123	75p					RO3-2513	ROM	650p	2N3046	80p	OA95	9p	4A 400V	80p
7407	43p	74125	70p	LINEAR I.Cs.		NE540L		LOW PROFILE DIL SOCKETS BY TEXAS		MPSA56		TRIACS				
7408	22p	74126	85p	AY-1-0212	850p	NE555	40p	8 pin	12p	22 pin	30p	1N4001/2	6p			
7409	22p	74128	85p	AY-3-8500	775p	NE561B	450p	14 pin	13p	24 pin	40p	1N4003/4	7p			
7410	10p	74132	81p	CA3028A	112p	NE562B	450p	18 pin	14p	28 pin	40p	1N4005/7	8p			
7411	20p	74136	81p	CA3048	85p	NE568	250p					1N4148	4p			
7412	25p	74141	85p	CA3048	85p	NE568	250p					1N5401/3	15p			
7413	40p	74142	85p	CA3048	85p	NE568	250p					1N5404/7	20p			
7414	85p	74145	95p	CA3053	75p	NE567	50p					ZENERS				
7416	40p	74147	205p	CA3065	200p	SN72710N	240p					2-7V-33V	11p			
7417	40p	74148	160p	CA3080E	97p	SN7803N	200p					400mW	11p			
7418	10p	74150	130p	CA3080AQ	435p	SN78013N	175p					1W	22p			
7421	43p	74151	81p	ICL3083CC	40p	SN78013ND	200p					SCR THYRISTORS				
7422	20p	74153	81p	LM339N	175p	SN78018	200p					1A 50V TOS	40p			
7423	30p	74154	180p	LM339N	175p	SN78018	200p					1A 400V TOS	60p			
7425	33p	74155	97p	LM377N	200p	SN78023N	175p					3A 400V STUD	80p			
7426	43p	74156	97p	LM3801N	112p	SN78023ND	200p					12A 400V Plastic	97p			
7427	40p	74157	97p	LM3811N	100p	TAA821A	310p					18A 400V Plastic	220p			
7428	40p	74159	250p	LM389N	100p	TAA851	180p					16A 600V Plastic	270p			
7430	130p	74160	130p	M2522A	80p	TAA851	180p					BT104 1A 700V STUD	130p			
7432	37p	74161	130p	MC1310P	60p	TAA851B	300p					C108D 4A 400V Plastic	63p			
7433	43p	74162	130p	MC1351P	110p	TAA851	225p					MC1951 1A 15V TOS2	27p			
7437	37p	74163	130p	MC1495L	40p	TAA851	112p					2N3635 5A 400V TOS2	120p			
7439	37p	74164	130p	MC1495L	40p	TAA851	112p					2N4444 8A 800V Plastic	200p			
7440	18p	74165	150p	MC1540P	190p	TAA851	112p					2N5086 0-8A 30V TOS2	30p			
7441	85p	74166	180p	MC3360P	180p	TAA851	112p					2N5082 0-8A 100V TOS2	40p			
7442	75p	74167	220p	MFC4000B	120p	TAA851	112p					2N5084 0-8A 200V TOS2	40p			
7443	120p	74170	200p									PE FREQUENCY COUNTER				
7444	120p	74172	200p	VOLTAGE REGULATORS—Fixed		1 Amp		BC107/B		BC108/B		BC109/C		BC110/B		
7445	100p	74173	190p	Plastic—TO220—3 Terminals		5V	7905	215p	BC108/B	18p	BC107/B	18p	BC109/C	11p	BC110/B	11p
7446	100p	74174	130p			12V	7912	215p	BC109/C	11p	BC110/B	11p	BC111/B	11p	BC112/B	11p
7447	90p	74175	97p			15V	7915	215p	BC111/B	11p	BC112/B	11p	BC113/B	11p	BC114/B	11p
7448	85p	74178	130p			24V	7924	215p	BC112/B	11p	BC113/B	11p	BC114/B	11p	BC115/B	11p
7450	18p	74177	130p			Heat Sink 1 1/2" W		25p	BC115/B	11p	BC116/B	11p	BC117/B	11p	BC118/B	11p
7451	10p	74180	100p			suitable for TO220			BC116/B	11p	BC117/B	11p	BC118/B	11p	BC119/B	11p
7453	10p	74181	30p			100mA		TO92	BC117/B	11p	BC118/B	11p	BC119/B	11p	BC120/B	11p
7454	10p	74182	150p			5V	79L05	80p	BC118/B	11p	BC119/B	11p	BC120/B	11p	BC121/B	11p
7460	10p	74184	340p			6.2V	79L07	70p	BC119/B	11p	BC120/B	11p	BC121/B	11p	BC122/B	11p
7470	30p	74185	100p			12V	79L12	70p	BC120/B	11p	BC121/B	11p	BC122/B	11p	BC123/B	11p
7472	32p	74186	90p			15V	79L15	70p	BC121/B	11p	BC122/B	11p	BC123/B	11p	BC124/B	11p
7473	30p	74190	100p			15V	79L15	70p	BC122/B	11p	BC123/B	11p	BC124/B	11p	BC125/B	11p
7474	37p	74191	100p			MC1468	DIL	300p	BC123/B	11p	BC124/B	11p	BC125/B	11p	BC126/B	11p
7475	40p	74192	100p			MC1468	DIL	300p	BC124/B	11p	BC125/B	11p	BC126/B	11p	BC127/B	11p
7476	37p	74193	100p			MC1468	DIL	300p	BC125/B	11p	BC126/B	11p	BC127/B	11p	BC128/B	11p
7480	50p	74194	140p			MC1468	DIL	300p	BC126/B	11p	BC127/B	11p	BC128/B	11p	BC129/B	11p
7481	100p	74195	110p			MC1468	DIL	300p	BC127/B	11p	BC128/B	11p	BC129/B	11p	BC130/B	11p
7482	90p	74196	130p			MC1468	DIL	300p	BC128/B	11p	BC129/B	11p	BC130/B	11p	BC131/B	11p
7483	90p	74197	130p			MC1468	DIL	300p	BC129/B	11p	BC130/B	11p	BC131/B	11p	BC132/B	11p
7484	100p	74198	130p			MC1468	DIL	300p	BC130/B	11p	BC131/B	11p	BC132/B	11p	BC133/B	11p
7485	120p	74199	210p			MC1468	DIL	300p	BC131/B	11p	BC132/B	11p	BC133/B	11p	BC134/B	11p
7486	30p	74221	175p			MC1468	DIL	300p	BC132/B	11p	BC133/B	11p	BC134/B	11p	BC135/B	11p
7489	340p	74251	150p			MC1468	DIL	300p	BC133/B	11p	BC134/B	11p	BC135/B	11p	BC136/B	11p
7490	40p	74258	150p			MC1468	DIL	300p	BC134/B	11p	BC135/B	11p	BC136/B	11p	BC137/B	11p
7491	90p	74278	320p			MC1468	DIL	300p	BC135/B	11p	BC136/B	11p	BC137/B	11p	BC138/B	11p
7492	50p	74279	150p			MC1468	DIL	300p	BC136/B	11p	BC137/B	11p	BC138/B	11p	BC139/B	11p
7493	40p	74283	220p			MC1468	DIL	300p	BC137/B	11p	BC138/B	11p	BC139/B	11p	BC140/B	11p
7494	90p	74284	475p			MC1468	DIL	300p	BC138/B	11p	BC139/B	11p	BC140/B	11p	BC141/B	11p
7495	75p	74285	475p			MC1468	DIL	300p	BC139/B	11p	BC140/B	11p	BC141/B	11p	BC142/B	11p
7496	90p	74290	180p			MC1468	DIL	300p	BC140/B	11p	BC141/B	11p	BC142/B	11p	BC143/B	11p
7497	290p	74293	180p			MC1468	DIL	300p	BC141/B	11p	BC142/B	11p	BC143/B	11p	BC144/B	11p
74100	140p	74298	87p			MC1468	DIL	300p	BC142/B	11p	BC143/B	11p	BC144/B	11p	BC145/B	11p
74104	75p	74365	160p			MC1468	DIL	300p	BC143/B	11p	BC144/B	11p	BC145/B	11p	BC146/B	11p
74105	75p	74366	160p			MC1468	DIL	300p	BC144/B	11p	BC145/B	11p	BC146/B	11p	BC147/B	11p
74107	30p	74367	160p			MC1468	DIL	300p	BC145/B	11p	BC146/B	11p	BC147/B	11p	BC148/B	11p
74109	80p	74390	220p			MC1468	DIL	300p	BC146/B	11p	BC147/B	11p	BC148/B	11p	BC149/B	11p
74110	60p	74393	245p			MC1468	DIL	300p	BC147/B	11p	BC148/B	11p	BC149/B	11p	BC150/B	11p
74111	70p	74490	250p			MC1468	DIL	300p	BC148/B	11p	BC149/B	11p	BC150/B	11p	BC151/B	11p

INDEX TO ADVERTISERS

A.B.C. Electronics	67	Elvins Electrical Musical Instruments	2	Precision Petite Ltd.	6
A.D. Electronics	70	F. S. T. Ltd.	6	Progressive Radio	12
Adam Hall (P.E. Supplies)	70	Government Communications Headquarters	69	Proto Design	70
Alben Engineering	10	Greenwell Electronics	67	Radio Component Specialists	11
Alcon Instruments Ltd.	7	Heathkit Ltd.	9	Radio Exchange Ltd.	3
Astro Electronics	66	H. M. Electronics	70	Ramar Constructor Service	69
Atlas (D. & D. Power Supply Co. Ltd.)	65, 66	Home Radio	4	R. S. T. Valve Mail Order Co.	64
Bamber, B., Electronics	62	I. L. P. Electronics	13	Salop Electronics	70
Baron	4	International Electronics	10	Saxon Entertainments	5
Barrie Electronics	71	Unlimited	10	Scientific Wire Co.	69
Bib Hi-Fi	4	Intertext-ICS	62, 69	Sentinal Supply	62
Bi-Pak	14	Island Devices	68	Service Trading Co.	Cover III
Birkett, J.	65	J. W. B. Radio	68	Sintel Ltd.	67
Boffin Projects	70	Linway Electronics	68	Sonic Sound	63
British National Radio & Electronics School	30, 59	London Electronic College	69	S. S. T. Distributors	2
Bull, J.	29	Lynx Electronics	61	Sterling Sound	71
Butterworths	12	Maplin Electronic Supplies	Cover IV	Swanley Electronics	61
Cambridge Learning	7	Marco Trading	68	Tamba Electronics	30
Chiltmead Ltd.	66	Marshall, A., & Sons	Cover II	Technomatic Ltd.	72
Clef Products	6	Minikits Electronics	70	Tempus	34
Copper Supplies	70	Modern Book Co.	68	Tirro Electronics	10
Crescent Radio Ltd.	7	Orchard Electronics	68	T. K. Electronics	68
Crimson Elektrik	67	Osmabet	12	Trampus Electronics Ltd.	6

RELAYS SIEMENS, PLESSEY, etc. MINIATURE RELAYS

RELAYS. WIDE RANGE OF A.C. and D.C. RELAYS AVAILABLE from stock, phone or write in your enquiries.

FT3 NEON FLASH TUBE

High intensity multi turn, high voltage, neon glow, discharge flash tube. Design for ignition timing, etc. £1.50. P & P. 25p. 3 for £3. P & P. 50p.



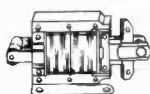
NI-CAD BATTERIES

	Height (mm)	Width (mm)	Length (mm)
16AH 1.2V Metal £3	163	55	27
23AH 1.2V Plastic Case £4	214	79	27
35AH 1.2V Metal £6.50	219	75	29
40AH 1.2V Plastic Case £8	275	80	35

Post 30p per unit


21 WAY SELECTOR SWITCH WITH RESET COIL. The ingenious electro mechanical device can be switched up to 21 positions and can be reset from any position by energising the reset coil. 230/240V a.c. operation. Unit is mounted on strong chassis, complete with cover. Price £5.50. P & P. 75p.

NEW HEAVY DUTY SOLENOID. Mfg. by Magnetic Devices. 240V a.c. operation approx. 20lb pull at 1.25in. Price £7. P & P. 75p. Similar to above approx. 10lb pull £3.50. P & P. 60p.



UNISELECTOR SWITCHES

4 bank, 25 way 75 ohm. Coil, 36-48V d.c. operation. Ex. NEW equipment £4.25. P & P. 75p. Total price inc. VAT £5.40.



MINIATURE UNISELECTOR

12 volt 11-way, 4 bank (3 non-bridging, 1 homing). £2.50. P & P. 35p.

RODENE UNISET TYPE 71 TIMER

0-60 sec. 230V a.c. operation. Incorporating a lapsed time indicator and repeat facilities. A precision motorised timer ideal for process timing, photography, welding, mixing, etc. Price £6. P & P. 60p.



MICRO SWITCH

As illustrated but fitted with 1in lever, 10 for £2. Sub min Honeywell roller m/s type 3115m 906T, 10 for £2.50 post paid. BF LEVER OPERATED 20 amp. C/O. Mfg. by Unimac USA. 10 for £4. P & P. 50p (min. order 10).



24 VOLT DC SOLENOIDS

UNIT containing 1 heavy duty solenoid approx. 25lb pull 1 inch travel. Two x approx. 1lb pull 1/2 inch travel. 6 x approx. 4oz pull 1/4 inch travel. One 24V d.c. 1 heavy duty single make relay. Price £3. Post £1. ABSOLUTE BARGAIN.

VORTEX BLOWER AND VACUUM UNIT

Dynamically balanced totally enclosed 9in rotor with max. air delivery of 1.5 cubic metres per min. Max. static pressure 600mm W.G. Suction or blow from 2 side-by-side 37mm I.D. circular apertures fitted to base of unit. Powerful continuously rated 115V a.c. motor mounted on alloy base with fixing facilities. Dimensions length 22cm x width 25cm x height 25cm. These units are ex equipment but have had minimum use. Fully tested prior to despatch. Price £12 + £1.50 P & P. Suitable transformer for 230/240V a.c. £6 + £1 P & P.



CENTRIFUGAL BLOWER

Mfg. by Smiths Industries 230/240V a.c. Miniature model. Series SE/200. size 95mm x 82mm x 82mm. Aperture 38mm x 31mm. 12 c.f.m. Price £2.75, post 50p. Other types available—please phone for details.



INSULATION TESTERS NEW!

Test to I.E.E. Spec. Rugged metal construction, suitable for bench or field work. constant speed clutch. Size L.8in, W.4in, H.6in, weight 6lb. 500V, 500 megohms, £40. Post 80p. 1,000V, 1,000MΩ, £46. Post 80p.



All Mail Orders—Callers—Ample Parking

Dept. PE11, 57 BRIDGMAN ROAD
CHISWICK, LONDON W4 5BB
Phone 01-995 1560

Showroom open Mon—Fri.

VARIABLE VOLTAGE TRANSFORMERS

INPUT 230/240V a.c. 50/60 OUTPUT VARIABLE 0-260V All Types SHROUDED TYPE

200 watt (1 amp) inc. a.c. voltmeter £12.00
0.5 KVA (2.5 amp) (MAX) £14.50
1 KVA (5 amp) (MAX) £18.50
2 KVA (10 amp) (MAX) £30.50
3 KVA (15 amp) (MAX) £38.50
4 KVA (20 amp) (MAX) £60.50
CARRIAGE AND PACKING EXTRA



L.T. TRANSFORMERS

0-12V/24V at 1 amp. £2.50 (P & P. 50p).
0-15V at 1 amp + 0-15V at 1 amp (30V 1 amp). £2.50 (P & P. 50p).
25-0-25V at 2.5 amp. £4.50 (P & P. 75p).
0-12V/24V 10 amp. £12.35 (P & P. £1.50).
0-4V/6V/24V/32V at 12 amp. £13 (P & P. £1.50).
0-12V at 20 amp or 0-24V at 10 amp. £12.40 (P & P. £1.50).
0-6V/12V/17V/18V/20V at 20 amp. £14 (P & P. £1.50).
0-6V/12V at 20 amp. £11.85 (P & P. £1).
Other types in stock—phone your enquiries.


STROBE! STROBE! STROBE!

HY-LIGHT STROBE KIT MK IV

Latest type Xenon white light flash tube. Solid state timing and triggering circuit. 230/240V a.c. operation. Designed for larger rooms, halls, etc. Speed adjustable 1-20 f.p.s. Light output greater than many (so called 4 Joule) strobes £18. Post 75p. Specially designed case and reflector for Hy-Light £8.25. P & P. £1.

XENON FLASHGUN TUBES

Range available from stock S.A.E. for details.



ULTRA VIOLET BLACK LIGHT FLUORESCENT TUBES

4ft 40 watt, £7.75 (callers only).
2ft 20 watt, £5.50. Post 60p. (For use in standard bi-pin) MINI. 12in 8 watt, £1.75. Post 25p. 9in 5 watt, £1.40. Post 25p. 6in 4 watt, £1.40. Post 25p. Complete ballast unit and holders for 6in, 9in and 12in tube, £3.50. Post 40p. Also available for 12V d.c. operation. £3.50 plus P & P. 40p.

GALVANOMETER

50 micro mirror galvo. Calibrated 50-0-50 and 0-100 Mfg. by Griffin & George Ltd. Offered at a fraction of maker's price in original ministry packing. £12. P & P. 60p.

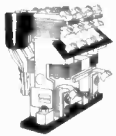


WIDE RANGE OF DISCO LIGHTING EQUIPMENT

S.A.E. (foolscap) for details.

CONTACTOR

Mfg. by Hendrey Relays type C2839 220/250 a.c. ops. Contact 40/0 at 20 amp at 440V a.c. Price £6. P & P. 75p.



RESET COUNTER

230V a.c., 3 digits mfg. Veeder Root Type LL1441 £11.75. P & P. 25p.



BIG INCH

Tiny precision built 3RPM U.S.A. motor size only 1 x 1 100V a.c. op. supplied with resistor for 230V a.c. Price £2. P & P. 20p. 4 for £5 post paid.



AEI MOTOR

AEI 1/2 h.p. continuous rated motor 100/120V a.c. 50/60 cycle 2,850 r.p.m. Flange fixing dia. 4in, length 4 1/2 in, shaft 1in x 3/8 in. Price £3-25. P & P. 75p.

GENTS' 4in ALARM BELL

3-4 1/2 d.c. Price £4.50. P & P. 50p. Other types both a.c. and d.c. available from stock. Phone for details.



VAT

AT CURRENT RATE MUST BE ADDED TO ALL ORDERS FOR THE TOTAL VALUE OF GOODS INCLUDING POSTAGE UNLESS OTHERWISE STATED

SERVICE TRADING CO.

GEARED MOTORS

100 r.p.m. 115lb.in. 110V. 50Hz 2.8A. single phase split capacitor motor. Immense power. Continuously rated. Totally enclosed. Fan cooled in-line gearbox. Length 250mm. Dia. 135mm. Spindle dia. 15.5mm. Length 145mm. Ex-equipment tested £12. Post £1.50. Suitable transformer 230/240V operation £8. Post 75p.



CITENCO

FHP motor type C 7333/15 220/240V a.c. 19 r.p.m. reversible motor. torque 14.5 kg. gear ratio 144-1. Brand new incl. capacitors. our price £14.25. P & P. £1.25.



BODINE TYPE N.C.I.

(Type J) 71 r.p.m. torque 10lb.in. Reversible 1/70th h.p. 50Hz. The above precision made U.S.A. motor is offered in as new condition. Input voltage of motor 115V a.c. Supplied complete with transformer for 230/240V a.c. Input. Price, either type £6-25. Post 75p or less transformer £3-75. Post 65p. (Type J) 71 r.p.m. 4 lb.in. 230V a.c. Continuously rated. Reversible. £6-50. Post 75p.



15 R.P.M.

Type SD48 80lb.in. Input 100/200V a.c. Length incl. gearbox 270mm. Height 135mm. Width 150mm. Drive shaft 16mm. Weight 8.5 kg. BRAND NEW. Price £10. Carr. £1. Suitable transformer for use on 220/240V a.c. £3-85. Post 50p.

A.F.G. WATER PUMP

200/240V a.c. motor. 2,850 r.p.m. 480W approx. 3/4 h.p. Driving a centrifugal pump with 1 1/2 in inlet and outlet delivering approx. 40 gallons per min. at 10ft head. Ideal for pumping or circulating any non-corrosive light viscosity liquid. Dozens of uses in industrial labs, etc. Note this pump is not self priming. Price £15. Post 75p.



PROGRAMME TIMERS

12 cam model £7.50. Post 60p. Also available for 50V operation. Price as above.



METERS NEW—90mm Diameter

Type: 65CS d.c. M/C2. 5, 10, 20, 50 amp £3. 100 amp £3-25. 20p.
Type: 62T2 a.c. M/I 1, 10, 50 amp £3. Post 20p. 0-150V a.c. M/I £3-25 and 300V a.c. R/M/C £3. P & P. 30p.



WHY PAY MORE?

MULTI RANGE METER a.c. volts 2.5-500, d.c. volts 2.5-500 (sensitivity 2,000Ω/V d.c. and a.c.), d.c. current 0.1/10/100mA. Ohms range. Sturdy compact moving coil instrument with 21 ranges, dimensions 120 x 80 x 44mm. Weight 0.32 kg. SERVICE TRADING CO. Price £5-50. Incl. leads and battery. Post 50p. (Total price incl. VAT and Post £6-48).



TIME SWITCH

Horstmann type V Mk. II Time switch. 200/250V a.c. Two on/two off every 24 hours. at any manually preset time. 30 amp contacts. 36 hour spring reserve in case of power failure. Day omitting device. Fitted in heavy high impact case, with glass observation window. Built to highest Electricity Board Spec. individually tested. Price £7.75. Post 50p. (Total inc. VAT £8-91).



SANGAMO WESTON type S251 200/250V a.c. two on/two off every 24 hours. 20 amp contacts with over ride switch, dia. 4in x 3in. Price £6. P & P. 50p.

600 WATT DIMMER SWITCH

Easily fitted. Fully guaranteed by makers. Will control up to 600W of lighting except fluorescent at mains voltage. Complete with simple instructions £3-95, post 25p. 1,000 watt model £5-60, post 25p. 2,000 watt model £9-75, post 40p.



Superior Quality Precision Made NEW POWER RHEOSTATS

New ceramic construction, vitreous enamel embedded winding heavy duty brush assembly, continuously rated.
25 WATT 10/25/50/100/150/250/500/1kΩ/1.5kΩ £1.90 Post 20p.
50 WATT 100/250/500/1kΩ £2-40. Post 25p.
100 WATT 1/5/10/25/50/100/250/500/1kΩ/1.5kΩ/2.5kΩ/3.5kΩ. £3-70. Post 35p.
Black Silver, Skirted knob calibrated in Nos. 1-9 1/2in. dia. brass bush. Ideal for above 22p each.



Personal callers only. Open Sat.


9 LITTLE NEWPORT STREET
LONDON WC2H 7JJ
Phone 01-437 0576

MAPLIN

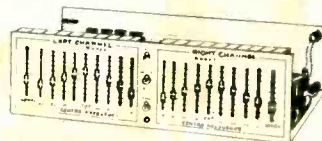


ELECTRONIC ORGAN

The only organ you can build in stages and tailor to your requirements as you go along—and at each stage you'll have a fully working instrument! We haven't got the gimmicks (yet—they're coming soon), but we have got the most beautiful sounds—you won't find them on any organ less than twice our price, so get our MES50 series leaflets now! 65p buys the three available so far.



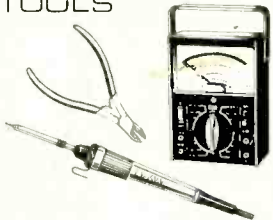
GRAPHIC EQUALISER



This high quality Graphic Equaliser will enhance even the most sophisticated system at a fraction of the cost of a ready-made equaliser of equal quality. You can get all the parts from us (except woodwork) including drilled and printed metalwork. Construction details in our leaflet: 15p.

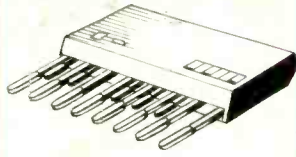


TOOLS



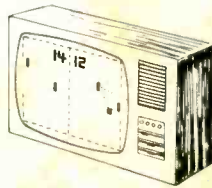
We stock an excellent range of tools especially for the electronics enthusiast. From miniature wiring tools to multimeters including soldering irons and desoldering tools, screwdrivers, cutters, pliers, strippers, miniature electric drills for p.c.b.s, transistor testers, etc. Full details on catalogue pages 167 to 176.

PEDAL UNIT

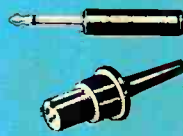



A completely self-contained pedal unit. 13-note, 2-octave range, 4 organ stops. It can be added to any organ! A really unusual extra is the bass guitar stop which uses four envelope shapers to give a real bass guitar sound. A must for the solo guitarist. Full construction details in our catalogue—post the coupon below now!

T.V. GAME



Play fascinating games NOW on your own TV in your own living room. The kids will think it's magic when the scores pop up on the screen. Lay your bets—anyone could win—with Maplin's prices everyone can win. Complete kit to play four games only £24.50. Add 35p for copy of construction details. See our June newsletter for details of rifle kit.



Our bi-monthly newsletter keeps you up to date with latest guaranteed prices – our latest special offers (they save you pounds) – details of new projects and new lines. Send 30p for the next six issues (5p discount voucher with each copy).

MAPLIN ELECTRONIC SUPPLIES
 P.O. BOX 3 RAYLEIGH ESSEX SS6 8LR
 Telephone: Southend (0702) 715155
 Shop: 284, London Road, Westcliff-on-Sea, Essex
 (Closed on Monday) Telephone: Southend (0702) 47379

IT'S A FANTASTIC BESTSELLER!

216 big (11" x 8") pages! Over a thousand illustrations! Over 30 pages of complete projects to build! Thousands and thousands of useful components described and illustrated! No wonder it's a bestseller!
DON'T MISS OUT! SEND 60p NOW!

POST THIS COUPON NOW FOR YOUR COPY OF OUR CATALOGUE PRICE 60p

Please rush me a copy of your 216 page catalogue by return of post. I enclose 60p, but understand that if I am not completely satisfied I may return the catalogue to you within 14 days and have my 60p refunded immediately.

NAME _____

ADDRESS _____

PE9

