

PRACTICAL

ELECTRONICS

MARCH 1977

40p

FREE!
IN THIS ISSUE
DIODE IDENTICHART




MICROPROCESSORS EXPLAINED

a Vital Series... starting this month

**CONSTANT
VOLUME**

INTERCOM



Also...

AUTOWAH
for GUITARS
and ORGANS

RADIO EXCHANGE LTD.

**ALL PRICES
INCLUDE VAT**

NEW EDU-KIT MAJOR

**COMPLETELY SOLDERLESS
ELECTRONIC CONSTRUCTION KIT
BUILD THESE PROJECTS WITHOUT SOLDERING IRON OR SOLDER**



- 4 Transistor Earpiece Radio
- Signal Tracer
- Signal Injector
- Transistor Tester NPN -PNP
- 4 Transistor Push Pull Amplifier
- 21 Resistors
- 312-way Connectors
- 3 Knobs
- 5 Transistor Push Pull Amplifier
- 7 Transistor Loudspeaker Radio MW/LW
- 5 Transistor Short Wave Radio
- Electronic Metronome
- Electronic Noise Generator
- 10 Transistors
- 2 Volume Controls
- 2 Ferrite Rod
- Batteryless Crystal Radio
- One Transistor Radio
- 2 Transistor Regenerative Radio
- 3 Transistor Regenerative Radio
- Audible Continuity Tester
- Sensitive Pre-Amplifier
- Ktipiece
- Mica
- Tuning Condenser
- 6 1/2 yards of wire
- 1 yard of sleeving, etc.

Complete kit of parts including construction plans

Total building costs £9.00 P.P. and Ins. 85p

V.H.F. AIR CONVERTER KIT

Build this converter kit and receive the aircraft band by placing it by the side of a radio tuned to medium wave or the long wave band and operating as shown in the instructions supplied free with all parts.

Uses a retractable chrome plated telescopic aerial, gain control, V.H.F. tuning capacitor, transistor, etc. All parts including case and plans

£3.95 P.P. & Ins. 45p



POCKET FIVE

Now with 3in Loudspeaker

3 tunable wavebands, MW, LW and trawler band. 7 stages, 5 transistors and 2 diodes, supersensitive ferrite rod aerial, attractive black and gold case. Size 5 1/2in x 1 1/2in x 3 1/2in approx.



Complete kit of parts including construction plans.

Total Building Costs £3.60 P.P. and Ins. 60p

NEW ROAMER TEN MODEL R.K. 3

MULTIBAND V.H.F. AND A.M. RECEIVER.


13 TRANSISTORS AND FIVE DIODES. QUALITY 5" x 3" LOUDSPEAKERS.

WITH Multiband V.H.F. section covering Mobiles, Aircraft, T.V. Sound, Public Service Band, Local V.H.F. Stations, etc. and Multiband A.M. section with Airspaced Slow Motion Drive Tuning Capacitor for easier and accurate tuning, covering M.W.1, M.W.2, L.W. Three Short Wave Bands S.W.1, S.W.2, S.W.3 and Trawler Band. Built-in Ferrite Rod Aerial for Medium Wave, Long Wave and Trawler Band, etc., Chrome Plated 7 section Telescopic Aerial, angled and rotatable for peak Short Wave and V.H.F. reception. Push-Pull output using 600mW Transistors. Gain, Wave-Change and Tone Controls. Plus two Slider Switches. Negative Feedback circuit and SPECIAL POWER BOOSTER SOCKET AND RESISTOR, to virtually double gain if required. Powered by P.P.9-9 volt Battery.

Complete kit of parts including carrying strap, Building Instructions and operating Manuals.

£13.99

Inc. P. & P. Case enclosure kit (if required), £1.80 inc. P. P. and Ins.



NEW Everyday Series



Build this exciting new series of designs.

E.V.5. 5 Transistors and 2 diodes. MW/LW. Powered by 4 1/2V battery. Ferrite rod aerial, tuning condenser, volume control, and now with 3in. loudspeaker. Attractive case with reel speaker grille. Size 9in. x 3 1/2in. x 2 1/2in. approx. All parts including Case and Plans.

Total Building costs £4.30 P. & P. + Ins. 60p

E.V.6. Case and looks as above, 6 Transistors 3 diodes. Powered by 9V battery. Ferrite rod aerial, 3in. loudspeaker, etc. MW/LW coverage. Push/Pull output.

Total Building costs £4.95 P. & P. + Ins. 65p

E.V.7. Case and looks as above, 7 Transistors and 3 diodes. Six wavebands, MW/LW, Trawler Band SW1, SW2, SW3, powered by 9V battery. Push pull output. Telescopic aerial for short waves. 3in. Loudspeaker. All parts including Case and Plans.

Total Building Costs £6.95 P. & P. + Ins. 70p

ELECTRONIC CONSTRUCTION KITS

E.C.K. 2 Self Contained Multi-Band V.H.F. Receiver Kit.

8 transistors and 3 diodes. Push pull output. 3in loudspeaker, gain control, superb 9 section swivel ratchet and retractable chrome plated telescopic aerial, V.H.F. tuning capacitor, resistors, capacitors, transistors, etc. Will receive T.V. sound, public service band, aircraft, V.H.F. local stations, etc. Operates from a 9 volt P.P. 7 battery (not supplied with kit).

Complete kit of parts £7.95 P.P. and Ins. 70p



including Construction Plans

E.C.K. 4

7 Transistors, 6 tuneable wavebands, MW, LW, Trawler Band, 3 Short Wave Bands, Receiver Kit.

With 5in x 3in loudspeaker. Push pull output stage, gain control, and rotary switch. 7 transistors and 4 diodes. 6 section chrome-plated telescopic aerial. 8in sensitive ready wound ferrite rod aerial, tuning capacitor, resistors, capacitors, etc. Operates from a 9 volt P.P. 7 battery (not supplied with kit).

Complete kit of parts £7.25 P.P. and Ins. 70p



including Construction Plans


EDU-KIT JUNIOR

Completely Solderless Electronic Construction Kit. Build these projects without Soldering Iron or Solder.

- ★ Crystal Radio Medium Wave Coverage—No Battery necessary
- ★ One Transistor Radio
- ★ 2 Transistor Regenerative Radio
- ★ 3 Transistor Earpiece Radio Medium Wave Coverage
- ★ 4 Transistor Medium Wave Loudspeaker Radio
- ★ Electronic Noise Generator
- ★ Electronic Metronome
- ★ 4 Transistor Push/Pull Amplifier

All parts including loudspeaker, earpiece, MW ferrite rod aerial, capacitors, resistors, transistors, etc.

Complete kit of parts £6.55 P. & P. + Ins. 60p



**To: RADIO EXCHANGE LTD.
61A High Street
Bedford MK40 1SA**

Tel.: 0234 52367, REG NO. 788372

- Callers side entrance "Lavelis" Shop.
- Open 10-1. 2.30-4.30 Mon-Fri. 9-12 Sat.

I enclose £..... for

Name

Address

PE3/77

PRACTICAL ELECTRONICS

VOLUME 13 No. 3 MARCH 1977

CONSTRUCTIONAL PROJECTS

- pH METER—1** *by K. E. Langford*
The first of a two-part article explaining in simple terms the meaning of pH, how it is measured, and giving constructional details 178
- CONSTANT VOLUME INTERCOM** *by R. A. Penfold*
A high sensitivity Master/Slave system with a.v.c. 184
- AUTOWAH** *by P. J. Goodwin*
An automatically triggered wah and swell pedal for guitarists 206
- CAR SYSTEMS MONITOR** *by J. P. Seymour*
A unit giving visible and audible warning of up to ten fault or alarm conditions 210

GENERAL FEATURES

- SEMICONDUCTOR UPDATE** *by R. W. Coles*
A look at some recently released devices 192
- MICROPROCESSORS EXPLAINED—1** *by R. W. Coles*
A vital introductory series dealing with the newest technology 199
- INGENUITY UNLIMITED**
Bench Power Supply—Acoustic Relay—Simple Servo—Sawtooth Triangle Converter—Thermal A.G.C.—Computer Voice—Tuning Fork—Economical Relay—Logic Probe—Digital to Analogue Converter—Simple Power Supply Regulator 217

NEWS AND COMMENT


- EDITORIAL—Microprocessors** 177
- SPACEWATCH** *by Frank W. Hyde*
The Sun—Outer Planets—Comet Intercept 188
- SELLING MICROPROCESSORS**
Reports from two recent Seminars 191
- BOOK REVIEWS**
Selected new books we have received 191
- FORUM**
Important News of the "Microprocessor Forum for Constructors" 195
- NEWS BRIEFS**
Airborne—Call from New Zealand—Fibre Links—Russian First 195
- SC/MP REVIEWED** *by R. W. Coles*
A user's first experiences of constructing this kit 196
- MICROVISION TV**
Pocket receiver for European and US standards 198
- INDUSTRY NOTEBOOK** *by Nexus*
What's happening inside industry 209
- PATENTS REVIEW**
Thought provoking ideas on file at the British Patents Office 214

FREE WITH THIS ISSUE

DIODE IDENTICHART

Our April issue will be on sale on Friday, March 11, 1977
(for details of special supplement and other contents, see page 205)

© IPC Magazines Limited 1977. Copyright in all drawings, photographs and articles published in PRACTICAL ELECTRONICS is fully protected, and reproduction or imitations in whole or part are expressly forbidden. All reasonable precautions are taken by PRACTICAL ELECTRONICS to ensure that the advice and data given to readers are reliable. We cannot, however, guarantee it, and we cannot accept legal responsibility for it. Prices quoted are those current as we go to press.



Build yourself this high quality touch-sensitive piano. The design also features the new transpose control which is an external tuning control—this tunes the entire keyboard higher or lower than the concert pitch by one whole octave. Two models are available: TS50 which is a straight piano and TS53 has piano, honky tonk, harpsichord, and fast and slow tremolo effects. These professional pianos can be built in just 12 hours.

Parts List

Constructional details

ESU/5 Divider and Touch-Sensitive Keyer Unit

- 1 x AY-1-5051 i.c. divider
- 25 x diodes low noise high resistance (5p each)
- 5 x transistors 2N3703 (12p each)
- 10 x elect. caps 3 3uF 25V (5p each)
- 48 x resistors watt 5% (1p each)
- 12 x terminal pins (3p each)
- 1 x p.c. board, drilled
- 2 x 0-01 (4p each)
- 3 x 0-02 (4p each)

Price
£1-50

£1-20
£1-25
60p
50p
48p
6p
£1-00
8p
12p

Total Price per unit (11 units required)

£5-29

ESU/6 Divider and Touch-Sensitive Keyer Unit

- 1 x AY-1-6721/5
- 30 x diodes low noise high resistance (5p each)
- 6 x transistors 2N3703 (12p each)
- 12 x elect. caps 3 3uF 25V (5p each)
- 58 x resistors watt 5% (1p each)
- 14 x terminal pins (3p each)
- 1 x P.C. board, drilled
- 2 x 0-01 (4p each)
- 4 x 0-02 (4p each)

£1-30
£1-50
72p
60p
58p
7p
£1-00
8p
16p

Total Price (only 1 unit required)

£6-01

Power Supply

- 3 x yards main cable (10p yard)
- 1 x mains transformer 20-0-20 1A
- 1 x mains plug and socket
- 2 x fuse holders (20p each)
- 2 x fuses 1A (6p each)
- 4 x rectifier diodes (5p each)
- 2 x elect. caps 2.200uF 40V (95p each)
- 1 x elect. caps 1.000uF 35V
- 2 x resistors 5W (12p each)
- 1 x neon lamp
- 1 x pot with switch
- 1 x metal knob
- 2 x capacitor clamps (5p each)
- 1 x chassis

30p
£2-45
76p
40p
12p
20p
£1-90
40p
24p
25p
54p
55p
10p
60p

Total Price (only 1 unit required)

£8-81

- 1 x voltage regulator
- 1 x 5-octave keyboard C-C or F-F
- 1 x cabinet, front plate and fittings
- 1 x jack socket
- 1 x switched jack socket
- 1 x stereo jack socket
- 1 x stereo jack plug
- 4 x rocker switches (29p each)
- 1 x headphone amp, built and tested
- 1 x loud and soft pedal
- 1 x tremolo unit for TS53 only
- 1 x toneforming unit for TS53 only
- 1 x variable capacitor, 10 turns
- 1 x GU500 built and tested, M.T.G
- 3 x yards gold wire (59p yard)
- 2 x yards rhodium bar (£1 50 yard)
- 3 x yards 25 core cable (58p yard)
- 61 x terminal pins (3p each)
- 1 x pre amp for TS50 only

£1-75
£22-00
£26-00
15p
50p
25p
25p
£1-16
£2-89
£6-00
£3-68
£5-50
£3-72
£14-05
£1-77
£3-00
£1-74
30p
£1-95

TS50 Complete Kit

£168-81 + £21-10 VAT

TS53 Complete Kit

£172-72 + £21-59 VAT

Carriage on Complete Kit £6 (U.K. only).

Wide range of Electronic Organ Kits available, i.e. Mayfair Mk. II Portable Organ—4 octave keyboard, 4 pitches, 10 voices, sustain, vibrato, split keyboard, transpose control. Price £166 inc. VAT, carriage £6 (U.K. only). Overseas customers C.I.F. at cost.

Also available from stock, a huge quantity of specialised I.C.s and components. Send 60p for catalogue. Data Sheets for organ I.C.s 25p.



Elvins Electronic Musical Instruments


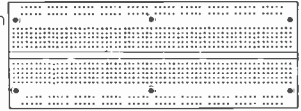
Showroom: 12 Brett Road, Hackney, London E8 1JP. Tel. 01-986 8455

Component Shop: 40a Dalston Lane, Dalston Junction, London E8 2AZ. Tel. 01-249 5624

INSTANT CIRCUIT DESIGN WITH THE BUG SYSTEM

THE PROFESSIONAL BREADBOARDS FOR STUDENTS & HOBBYISTS! NO SOLDERING! USE ICs AGAIN & AGAIN!

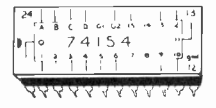
SK10. Takes up to eight 14 pin DILs. All components insert directly. Insertion life of 10,000 cycles. Contact resistance 5 milliohm average. Housing is acetal copolymer. **£13.38**



SK50. Half size version of SK10 for tight places and student use. Takes 4 DILs. **£7.80.**

LABEL THOSE ICs.

Self adhesive 'Bug Backs' for many 7400 series TTL ICs. Identify pins and device. Saves time and temper! Pack of 500 **£6.40.**



LEARN DIGITAL ELECTRONICS

Bug Books Part I & II 750 page learning system including 90 experiments on 50 different 7400 series TTL ICs. **£13.50 each.**

LR25. A useful control package for digital



circuits on SK10/SK50 sockets. Generates pulses. Monitors outputs. 8 LED indicators. 4 logic switches. 2 pulsers. Variable frequency clock. **£41.75.**

All prices include VAT and P & P

Send for the Bug System leaflet and order form or cheque with order

HEPWORTH ELECTRONICS


Hepworth House, Worcester Road, Kidderminster DY10 1BG
Telephone: Kidderminster 2212/3

DORAM kits

DORAM KITS CONTAIN EVERYTHING DOWN TO THE LAST NUT!

TV Crosshatch & Pattern Generator

NOW AVAILABLE IN MADE-UP FORM
PRICE £29.95 + S VAT (Built, Tested & Guaranteed - order code 997-162)
Allow 28 days delivery.



£19.77
+ S

Kit Order code 997-033

Completely self-contained unit requiring only connection to mains and TV UHF aerial socket. Incorporates its own pulse generator giving fully interlaced scan and has unique frequency adjustment control, calibrated using visual display on TV screen to ensure correct field frequency.

Subject to availability

Choice of outputs: blank raster, dots, crosshatch and greyscale plus set frequency position. Facilitates setting of static and dynamic convergence, purity, black level, linearity, focus.

Overseas orders—add 15% for P+P. All items offered for sale subject to the Terms of Business set out in Doram Edition 3 catalogue, price 60p. The Doram Kit brochure is also available, price 25p. Combined price only 70p which also entitles you to 2 x 25p vouchers, each one usable on any order placed to the value of £5.00 or more (ex. VAT).

DORAM ELECTRONICS LTD.

P.O. BOX TR8, WELLINGTON RD IND. EST., LEEDS LS12 2UF

An Electrocomponents Group Company



TRANSISTOR UNIVERSAL AMPLIFICATION Co. Ltd. PHONE 01-672 3137/672 9080

12 STEREO DISCO MIXER

With touch sensitive switching and auto fade

INPUTS: Four identical stereo inputs available with any combination. Two magnetic and two flat (up to 3000Hz) and two high impedance (up to 10000Hz) inputs. Volume, treble and bass controls for each pair of sliders. Sensitivity mag. 3mV (R.I.A. comp.). Flat 50mV at 1kHz. Bass controls = 18dB. Treble controls = 18dB at 15kHz.

OUTPUT: Up to 3 volts (+12dB) available. Attenuated output for TUAC Power Modules. Rotary master and balance controls. Band width 15Hz-25kHz. ± 1 dB P.F.L. Output 250mV into 8 ohms. Rotary volume control. Monitoring facility for all 4 channels. Selection via touch sensitive illuminated switches. Switched visual cue indicator.

Miscellaneous Facilities: Two illuminated deck on/off switches. Mains illuminated on/off switches. Auto fade illuminated on/off switch. Mains powered with integral screen and back cover. Complete with full instructions.

Size: 25in long x 6in high x 3in deep. **£115**

PRE AMPLIFIERS

Designed for use with TUAC power amplifier modules. Extensive research has gone into various wide range tone control circuits produces superb sound quality. Thousands already in use in professional amplification systems.

VA08 Vol. Treb. Mid. and Bass controls. Hi. IMP. FET. I/P suitable Mid. 16kHz. Mid ± 20 - 15dB at 1kHz. Bass ± 20 - 10dB at 40Hz. **£8.50**

VA06 Vol. Treb. and Bass controls. Sensitivity 8mV. Treb ± 28 - 15dB at 12kHz. Bass ± 18 dB and 40Hz. **£7.50**

2 SVA08 STEREO PRE AMP Vol. Treb. Mid and Bass controls. I/P suitable. Guitar, Radio, Crystal/Ceramic P.U. Sensitivity 4mV. Treble ± 35 dB at 16kHz. Mid ± 20 - 15dB at 4kHz. Bass ± 20 - 10dB at 40Hz. Plus Full Balance Control. Fully I/C operation supply voltage ± 15 VDC. **£15.00**

POWER SUPPLIES

Vacuum varnish impregnated. Transformers with supply board incorporating pre-amp supply:

PS250 for supplying 2 TP125s **£28.00**

PS200 for supply to TL100 **£26.75**

PS60/60 for supplying 2 TL60s **£25.50**

PS125 = 45 volts for TP125 **£16.75**

PS100 = 43 volts for TL100 **£15.50**

PS60 = 38 volts for TL60 **£14.50**

PS30 = 25 volts for TL30 **£9.75**

PSU 2 for supplying disco mixer **£6.50**

AMPLIFIER MODULES

- 7 TL30** D.C. COUPLED $5 \times 5 \times 1\frac{1}{2}$ in.
 - 30 watt R.M.S. continuous sine wave output
 - 8 transistors 4 diodes **£12.50**
- 11 TL60** $5 \times 5 \times 3$ in
 - 60 watt R.M.S. continuous sine wave output
 - 2 R.C.A. 110 watt 15 amp transistors **£16.75**
- 11 TL100** $5 \times 5 \times 3$ in
 - 100 watt R.M.S. continuous sine wave output
 - 2 R.C.A. 150 watt 15 amp transistors **£18.75**
- 1 TP125** $7 \times 6\frac{1}{2} \times 3$ in
 - 125 watt R.M.S. continuous sine wave output
 - 4 R.C.A. 150 watt 15 amp output transistors **£23.25**

Specification on power modules. • Rugged layer wound driver transformer (except TL30). • Short—Open—and Thermal overload protection. • Only 6 connections. All output power ratings ± 0.5 dB. Output impedance 8-15 ohms. THD at full power, 2%, typically 1%. Input sensitivity 60mV into 10k Ω . Frequency response 20Hz-20kHz ± 2 dB. Hum and noise better than -70dB

ALL PRICES INCLUDE V.A.T.

Send large stamped addressed envelope with all enquiries for fully illustrated, 12 page catalogue. Trade and Export Enquiries 01-672 9080

STOCKISTS—CALLERS ONLY

Geo Mathews, 85-87 Hurst Street, Birmingham (Tel. 021-622 1941).
 Arthur Sallis Ltd., 28 Gardner Street (Tel. Brighton 65866).
 Bristol Disco Centre, 25 The Promenade, Gloucester Road (Tel. Spocord).
 3 The Friars (Tel. Canterbury 69948).
 H.B. Electronics, 54 Montagu Street (Tel. Kettering 63922).
 Leighton Electronics Centre, 59 North Street (Tel. Leighton Guzzard 2376).
 Gairland Wood Ltd., Donners Broadway, London 01-692 4412.
 Dan Electronics, 99 Church Lane, Nottingham (Tel. 52688).
 Luton Disco Centre, 88 Wellington Street, Luton (Tel. 411733).
 Mitchell Electronics, 7 Queen Street (Tel. Salisbury 23689).
 Session Music, 183 Mitcham Road, Tooting (Tel. 01-672 3419).
 Mon-Sat. 9.30 a.m.—5.30 p.m. Half Day Wed. 9.30 a.m.—1 p.m.

MANUFACTURERS OF ELECTRONIC AND AMPLIFICATION EQUIPMENT

THE PIEZO SUPER HORN

has all the features! ONLY £10.95

- NEEDS NO CROSS-OVER NETWORK
- FREQUENCY RESPONSE 4,000-30,000Hz ± 3 dB
- PATENTED MOMENTUM DRIVE PRINCIPLE
- NO VOICE COILS OR MAGNETS
- HIGH INTERNAL IMPEDANCE
- ADAPTS TO ANY SYSTEM
- HIGH ACOUSTIC OUTPUT
- MANY CAN BE CONNECTED IN SERIES TO FORM AN ARRAY—INCREASED OUTPUT
- POWER HANDLING CAPACITY 25 volts RMS—see chart

System Impedance	Capacity
2 ohms	312 watts
4 ohms	156 watts
8 ohms	78 watts
16 ohms	39 watts



COMPACT—
3 $\frac{1}{2}$ x 3 $\frac{1}{2}$ x 2 $\frac{1}{2}$ in

THE TUAC RANGE includes

- MONO DISCO MIXER with auto fade**
 - 4 Channel Sound to Light Sequence Chaser **£39.75**
 - 3 Channel Light Modulator **£18.75**
 - Auxiliary Sequence Dimmer **£13.00**
- FRONT PANELS for above LIGHTING UNITS** (complete with switches, neons and knobs)
 - 4LSM1 **£5.50**
 - S1LMB **£6.50**
 - 3SDM1 **£7.50**
 - S1LMB/3SDM1 **£21.50**

FUZZ LIGHTS: Red, Green, Blue and Amber

- TUAC AMPLIFICATION**
 - Loline 125 watt with sustain **£95.00**
 - Loline Slave 125 watt **£80.00**
 - Loline 60 watt with sustain **£75.00**
 - Combo Twin 60 reverb **£150.00**
 - Combo 30 **£80.00**

(For Spec. see December P.E.)

TO ORDER BY POST

Make cheques P.O.s payable to TUAC LTD. (PE 37) or quote Access/Barclaycard No. and post to TUAC LTD (PE37) 119 Charlmont Road, London SW17 9AB. We accept phone orders from Access/Barclaycard Holders. Phone 01-672 9080.

SUPPLIERS TO H.M. GOVT. DEPTS. MANUFACTURED AND ASSEMBLED IN GT. BRITAIN FULLY TESTED AND GUARANTEED.


SAXON ENTERTAINMENTS LTD

A FULL RANGE OF PRINTED CIRCUIT
MODULES FOR ALL P.A. & DISCO &
GROUP APPLICATIONS

SYSTEM 7000 HAS IT!

A COMPLETE SELECTION OF READY
TO USE PROFESSIONAL QUALITY
AUDIO & LIGHTING EQUIPMENT

POWER AMPLIFIER MODULES 30—240 WATTS



- Fully tested & guaranteed.
- Full RMS Sine Wave output.
- Distortion typically 0.2%
- 10 Transistors, 4 Diodes.
- Response 30HZ-30KHZ
- Fully short & open circuit proof
- Sensitivity suits most mixers.
- Built-in surge suppression & compensation
- Twin D.C. & output fuses.
- Top-grade components throughout.

30 Watts rms		60 Watts rms		120 Watts rms		240W rms	
SA308 30W rms/ 8 ohms £9.50	SA604 60W rms/ 4 ohms £12.50	SA808 80W rms/ 8 ohms £13.50	SA1204 120W rms/ 4 ohms £14.50	SA1208 120W rms/ 8 ohms £21.00	SA2404 240W rms/ 4 ohms £25.50		

POWER SUPPLIES FOR THE ABOVE MODULES—READY WIRED & FUSED ON
GLASS FIBRE PCB

PM301 For 1/2 SA308 £9.90	PM601/4 For 1/2 SA604 £12.50	PM601/8 For 1/2 SA808 £12.50	PM1201/4 For 1/2 SA1204 £12.50	PM1201/8 For 1/2 SA1208 £12.50	PM1202/4 For 2 SA1204 £19.50	PM1202/8 For 2 SA1208 £19.50	PM2404/1 For 1 SA2404 £19.50
------------------------------------	---------------------------------------	---------------------------------------	---	---	---------------------------------------	---------------------------------------	---------------------------------------

DISCO MIXER MODULES Mono or Stereo (with Auto Fade)



Printed circuit module assembled &
tested with all components ready
mounted.

Mono **£19.50** Stereo **£29.50**

* Front panel to suit £3.50

- Mixes two decks, tape and mic.
- Wide-range bass & treble controls on mic. & music channels.
- Variable autofade (mic. override)
- Ample headphone power.
- Needs only front panel* knobs and selector switch.
- Push-pull monitor circuit.
- 20HZ-20KHZ—Noise -77dB
- Comprehensive wiring details provided
- Perfect for incorporation in your system

ALL PURPOSE CUSTOM—MIXER MODULES (Mono or Stereo)



- Using these modules, mixers may be built to your specification up to 20 Channels, mono or stereo, or a combination of both. System 7000 custom-mixer modules have monitoring facilities too!

INPUT MODULES

- Accept low/high 2 mics, ceramic & magnetic cartridges, all musical Instruments & line signals
- Low-noise circuitry—high grade components
- Wide-range bass & treble controls (23dB)
- 20HZ-30KHZ Noise—80dB
- Echo sound/return etc easily fitted
- Mono—IM7001M **£5.50**
- Stereo—IM7001S

Power supply for up to 20 modules—PPM18 **£8.50**

MIXING MODULES

- Only one required per mixer track whether mono or stereo
- Feeds up to ten power modules
- Complete with 1W monitor amplifier
- Accepts up to 20 Input modules
- Will match any other make of amplifier

Mono—IM7002M **£9.00**
Stereo—IM7002S

QUADRAFECT FOUR CHANNEL 4KW SEQUENCER WITH DIMMERS

A COMPLETE
LIGHT
SHOW!!

THE ONLY MODULAR
SOUND TO LIGHT UNIT WITH:

- Four integral dimmers.
- Two + Two sequencer
- Automatic audio level

- RCA 8A Triacs
- Sequence 0-5-20HZ
- I.C. circuitry
- Needs only front panel*
- Audio trigger 1-240W
- Fully suppressed individual fuses
- Complete with speed Slider control

£29.50

* PANEL £2.50

THREE CHANNEL 3KW SOUND/LITE—Low Cost— Superb Value



- Long-established Saxon design
- Individual level controls + master
- RCA 8A Triacs
- 1W-240W input
- Individual channel fuses
- Needs only front panel*

£16.50

* Panel £2.50

SYSTEM 7000

MINOTAUR 100—All Purpose Wide Range Amplifier



- 100W rms — 1dB
- Standard 8 ohm output
- Twin mixed inputs accept a wide range of signals which will deliver up to 150 watts output. An absolute must where multiple mixing & power are required
- 30HZ-30KHZ ±2dB
- 23dB bass/treble
- Four individually mixed inputs
- Wide range bass/treble+master

An extremely compact and versatile amplifier with full protection and a clean, attractive appearance. Ideal for all groups, disco's & clubs

- Vynide covered case
- Fully short proof
- Superb value for money

£49.50



SAXON 150 HEAVY DUTY AMPLIFIER £59.00

SYSTEM 7000 COMPLETE DISCO MIXERS (with Auto Fade)

*Ready to plug in & use
* Mono or Stereo



- Automatic mic. override
- Mixes two decks, tape & mic
- Facilities as for modular version opposite
- Mute positions on headphone selector for ease of monitoring
- Two tone stainless steel panel
- Sockets on front & rear panels
- Left/right deck fader
- May be operated from any power supply or from mains

The choice of the professional D.J.

Controls: Mic. volume, bass, treble, A/fade depth, tape, L/deck r/deck vols., treble, bass, master, headphones vol., selector, left/right fader.

STEREO 18V £53.50
STEREO Mains £59.50

MONO 18V £37.50 MONO MAINS £43.50

SYSTEM 7000 COMPLETE CUSTOM MIXERS (Mono or Stereo)

- Similar to the modules opposite these mixing modules are complete with front panels, sockets, knobs, monitor switch etc. Up to 20 channels (mono or stereo) may be incorporated in one system with any number of output tracks.

Ideal for the economical & quick assembly of a purpose built mixer with individual channel monitoring, and optional extra facilities—consult our technical dept. to discuss your needs.

- Stainless steel panels
- Built-in monitoring
- Will feed all amplifiers
- Professional appearance
- Accepts all types of signals
- Infinitely adaptable
- Mono Input module **£8.50**
- Stereo input module **£12.00**
- Mono mixing module **£8.50**
- Stereo mixing module **£12.00**
- Power supply **£8.50**

SYSTEM 7000 LIGHTING CONTROL MK II



HAS YOUR SOUND TO
LIGHT CONVERTER GOT:

- 4000W Handling
- Integral individual dimmers
- Automatic audio level control
- Two + Two sequence facility

OURS HAS! — PLUS:

- Stainless steel panel
- Heavy duty terminations
- Bondene case
- Matches System 7000 mixers

ALL YOUR ELECTRONIC
LIGHTING NEEDS IN ONE
SUPERBLY DESIGNED
UNIT.

£42.50

SAXON SOUND-LITE—An old design with improved appearance

- Scintillating performance
- Similar to MK II lighting control in appearance
- 3KW power handling
- Individual bass, treble, middle & master controls
- 1-240W input
- Fully fused & Isolated

Complete with heavy
duty terminations

£24.75

EXPORTERS TO 17 COUNTRIES — ENQUIRIES WELCOMED — NATIONWIDE DISTRIBUTION BY NORMAN

BRANCHES AT CROYDON & WALLINGFORD

LOW INTEREST CREDIT FACILITIES
THROUGH MERCANTILE CREDIT

A READY-TO-USE 100W STEREO DISCO WITH BUILT-IN SOUND/LITE SEQUENCER AND LIGHTS FOR ONLY £199

(Carr. £4-50 U.K.)

Deposit £39 and 12
monthly payments of
£17-65 (total £250-80
inc. carr. and VAT)



THE
CENTAUR

Incredible value
for money—2/3
cost of separate
parts!

- 100W rms stereo output
- Twin heavy duty loudspeaker
- Four channel fully automatic sound-
lite with variable speed sequence
- I.C. pre-amp with tape input & X fade
- Separate mic. & music treble and
bass controls
- Attractive Vynide cabinets
- Twin BSR decks with autostop &
lift arm


- All connecting leads supplied—
ready to plug in
- Loudspeakers have kick-proof grills
- Four colour built-in light display gives
ever changing pattern with or without
music—plus sound/lite

A READY-TO-USE 100W MONO DISCO COMPLETE WITH TWIN HEAVY-DUTY LOUDSPEAKERS FOR ONLY

£129

(Carr £2 50
U.K.)

50W
version
£99



- 100W rms output
- Twin heavy duty loudspeakers
- Separate mic. input
- Wide range bass & treble controls
- Smart Vynide cases—clip together
to form one neat package
- Twin BSR decks with lift & autostop

- Tremendous value—price includes
leads just plug in & go!

Accessories for complete discos & other systems

- Electret Condenser Mic ECM77 C/W windshield & clip £12-50
- ECM81—as above but dual impedance with removable lead £13-95
- Crown Stereo Headphones £6-75
- Heavy duty boom mic. stand £12-50

CUSTOM BUILT DISCOS


A full range of custom consoles
are available using System 7000,
from 50W mono to 500W stereo.
Ask for our price list.



LOUDSPEAKER CABINETS

- Kick proof grills.
- Jointed construction
- Protective corners
- Smart & professional
- Heavy duty units.
- Black Vynide
finished.

Single Twelve—Empty £14
With 60W unit £33-00
Twin Twelve—Empty £29-00
With units from £59-00
Folded Horn—Full range P.A. Bin 100W RMS
£120-00



This cabinet is 3-4 times as loud as conventional systems
for a given input power—thus there is a saving in overall
size & cost.

- Many other cabinets available—ask for details.

EMPTY DISCO CONSOLES

£19 with plain motorboard. £21 with cutouts.
■ Black Vynide finish ■ Protective corners ■ With your choice of cutouts

STROBES & PROJECTORS (We stock the full Pluto range) Send for details

SUPERSTROBE £19-75

- 2-3 Joules
- 80W Tube for long life
- Compact 4" x 4" x 4"

PRO-STROBE £32-50

- 6-8 Joules
- External trigger
- Long Life tube timer
circuit



150 WATT LIQUID WHEEL PROJECTOR

- Accepts all accessories
- C/w with wheel & motor
plate
- Sturdy steel construction
- Remarkable value—
Sold elsewhere at
£39-50. Our price
is only: **£33**

Please add 8% VAT to all orders (12½% for SA308/PM301 and microphones/
headphones)

We accept Access & Barclaycard—simply telephone or send
your card number—Do not send your card.

You may pay by cheque, crossed postal orders, cash (registered) or bank draft

To order—or for advice phone (01) 684 6385 or (01) 684 0098
Mail orders to: 327-333 Whitehorse Rd., Croydon, Surrey CR0 2HS
Shop open 9am-5pm Mon.-Sat. Mail order desk 10am-5pm Mon.-Fri.

Wallingford Branch Flint House, High St., Wallingford, Oxon (by Public Library)
(Callers only)
9am-5pm Mon.-Sat Telephone (0491) 35529

ROSE ELECTRICAL TO BONA FIDE TRADE CUSTOMERS

Sparkrite mk2

Capacitive discharge electronic ignition kit

VOTED BEST
OF 8 SYSTEMS
TESTED BY
'POPULAR'
MOTORING'
MAGAZINE
OCT. 74



- * Smoother running
- * Instant all-weather starting
- * Continual peak performance
- * Longer coil/battery/plug life
- * Improved acceleration/top speeds
- * Up to 20% better fuel consumption

Sparkrite Mk. 2 is a high performance, high quality capacitive discharge,
electronic ignition system in kit form. Tried, tested, proven, reliable and
complete. It can be assembled in two or three hours and fitted in
15/30 mins.

Because of the superb design of the Sparkrite circuit it completely
eliminates problems of the contact breaker. There is no misfire due to
contact breaker bounce which is eliminated electronically by a pulse
suppression circuit which prevents the unit firing if the points bounce
open at high R.P.M. Contact breaker burn is eliminated by reducing the
current to about 1/50th of the norm. It will perform equally well with
new, old, or even badly pitted points and is not dependent upon the
dwell time of the contact breakers for recharging the system. Sparkrite
incorporates a short circuit protected inverter which eliminates the
problems of SCR lock on and, therefore, eliminates the possibility of
blowing the transistors or the SCR. (Most capacitive discharge ignitions
are not completely foolproof in this respect). All kits fit vehicles with
coil/distributor ignition up to 8 cylinders.

THE KIT COMPRISES EVERYTHING NEEDED

Ready drilled pressed steel case coated in matt black epoxy resin, ready
drilled base and heat-sink, top quality 5 year guaranteed transformer
and components, cables, coil connectors, printed circuit board, nuts,
bolts, silicon grease, full instructions to make the kit negative or
positive earth, and 10 page installation instructions

OPTIONAL EXTRAS

Electronic/conventional ignition switch.
Gives instant changeover from "Sparkrite" ignition to conventional
ignition for performance comparisons, static timing etc., and will
also switch the ignition off completely as a security device, includes
switch connectors, mounting bracket and instructions. Cables excluded.
Also available RPM limiting control for dashboard mounting
(fitted in case on ready built unit)

CALLERS WELCOME. For Crypton tuning and fitting service—
phone (0922) 33008

PRICES INCLUDE VAT, POST AND PACKING. Improve performance & economy NOW

NOTE—Vehicles with current impulse tachometers (Smiths code on dial RV1)
will require a tachometer pulse slave unit. Price £3-35 inc. VAT, post & packing

POST TODAY!

Quick installation
No engine modification
required

Electronics Design Associates, Dept. PE3
82 Bath Street, Walsall, WS1 3DE. Phone: (0922) 33652

Name

Address

Mk. 2 DIY Ass. Kit @ £11.80	QUANTITY REQUIRED	I enclose cheque/P.O.'s for £
Mk. 2 Ready Built Negative Earth @ £14.97		
Mk. 2 Ready Built Positive Earth @ £14.97		Cheque No.
Ignition Changeover switches @ £4.30		
R.P.M. Limit systems in above units @ £2.42		

Send SAE if brochure
only required.

GREENWELD

443 Millbrook Road Southampton
SO1 0HX Tel: (0703) 772501

All mail orders and callers to this address please—callers only to 21 Deptford Broadway, SE8 (Tel. 01-692 2009) and 38 Lower Addiscombe Road, Croydon

44 PAGE CATALOGUE 10P + LARGE S.A.E. Free with orders over £3

DIGITAL I.C.s

7400	12p	7450	15p	7495	73p
7401	14p	7451	14p	7496	85p
7402	14p	7453	14p	74107	37p
7404	17p	7454	14p	74121	36p
7405	23p	7460	14p	74122	51p
7406	28p	7472	29p	74123	64p
7408	14p	7473	29p	74132	56p
7410	13p	7474	29p	74150	173p
7413	28p	7475	51p	74154	144p
7414	62p	7476	29p	74155	73p
7420	14p	7483	61p	74157	66p
7430	14p	7486	40p	74159	200p
7432	18p	7490	46p	74174	110p
7437	18p	7491	75p	74179	120p
7440	15p	7492	52p	74180	120p
7447	84p	7493	52p	74367	120p

SLD2128, dual 128 bit static shift register £2.

DIL Sockets—8 pin 12p; 14 pin 13p; 16 pin 14p, 100 + less 25%

LINEAR I.C.s

741 25p; 555 40p; 723 (TO99) 50p
Plastic Voltage Regulators:
TO126 case 5V 600mA 80p, 12V 500mA 80p

TRANSISTORS

AC127	15p	BC183	12p	2N2646	52p
AC128	15p	BC184	12p	2N2626	12p
AC176	18p	BC212	14p	2N3053	18p
AC187	18p	BC213	14p	2N3054	49p
AC188	18p	BC214	14p	2N3055	36p
AD161	35p	BCY70	15p	2N3404	54p
AD162	35p	BCY71	15p	2N3442	£1-20
BC107	10p	BCY72	15p	2N3702	10p
BC108	10p	BD131	38p	2N3703	10p
BC109	10p	BD132	40p	2N3704	10p
BC109C	15p	BFY50	15p	2N3705	10p
BC147	10p	BFY51	15p	2N3708	10p
BC146	10p	BFY52	15p	2N3819	22p
BC149	10p	TIP41A	60p	2N4059	10p
BC157	10p	TIP42A	75p	2N4418	10p
BC158	10p	TIP295	96p	2N5294	30p
BC159	10p	TIP3055	42p	40673	50p
BC161	10p	2N219	28p		
BC182	12p	2N2389	22p		

VEROBOARD

Good size offcuts: all packs contain 100 sq. in. (About 8 pieces). All packs £1-20.
Pack A, all 0-1in pitch.
Pack B, all 0-15in pitch.
Pack C, mixed 0-1 and 0-15.
Pack D, all 0-1in pitch.
Also available by weight: 1lb £3-45; 10lbs £30.
17 x 34 x 0-1in sheets £1-90; 0-15 £1-60.
0-1in or 0-15in pins, single or double sided 35p/100

DIODES AND LEDS AND SCR'S

50V 5A SCR 45p; 400V 2A Triac 80p;
Diac BR100 25p; 400V 15A Triac £1-50;
ORP12 60p; MRD450 40p; TIL209 Red LED 15p; 0-2in LED Red 22p; green, yellow or amber 24p
1N4002 5p; 1N4004 5p; 1N4007 9p;
1N4148 4p; BY127 12p; 100V 3A 12p;
400V 3A 15p; OA81 5p; OA91 5p; OA47 10p
50V 1A bridge 22p; 800V 1A 40p;
250V 2A 40p; 200V 5A 70p.
Zeners—400mW BZ788. All voltages from 3V to 30V 10p
1-3W plastic from 3V to 200V 20p

RESISTORS

Carbon film 5% 1/4W miniature. All values in E12 series from 1Ω to 10MΩ (cover 1MΩ 10%) 11p each
Metal Film 5% 1/4W. All values in E12 series from 27Ω to 10MΩ 21p.
Sub-min presets, vert. or horiz. all values from 20Ω to 4MΩ, 7p.
Standard pots, lin or log, 22p.
Wirewound 2W 0-25, 0-33, 0-47 1Ω 8p.
Wirewound 5W all values from 1Ω to 47K 10p each.

TRANSFORMERS

6-0-6V 100mA 90p; 9-0-9V 100mA 95p;
12-0-12V 50mA 90p; 12-0-12V 100mA £1;
12-0-12V 1A £2-80; 20V 55mA 90p; 22V 100mA £1; 20V 50mA 85p; 6-3V 1A £1-85;
6-0-6V 1A £2-30; 12V 150mA 80p; 17V 1A £1-80; 25V 1A £2-30; 30-0-30V 1A £3-70.

See Practical Wireless for details of packs of components, surplus goods, etc. All prices quoted include VAT at 8 or 12½%. Add 20p postage on orders under £3. Most orders despatched on day of receipt. SAE with enquiries. Send 10p for Multimeter catalogue—free on request on orders over £3. Official Orders accepted from Schools, etc. Export/wholesale enquiries welcome. Surplus components always wanted.

CRESCENT RADIO LTD.

164-166 HIGH ROAD, WOOD GREEN, N22
(also) 13 SOUTH MALL, EDMONTON, N 9

MAIL ORDER DEPT.
1 ST. MICHAELS TERRACE, WOOD GREEN, LONDON N22 4SJ
Phone: 888-4474

3 KILOWATTS PSYCHEDELIC LIGHT CONTROL UNIT

Three Channel: Bass, Middle, Treble. Each channel has its own sensitivity control. Just connect the input of this unit to the loudspeaker terminals of an amplifier, and connect three 250V up to 1000W lamps to the output terminals of the unit, and you produce a fascinating sound-light display. (All guaranteed.)
£18-50 plus 75p. P. & P. + 8%.

FERRIC CHLORIDE

Anhydrous ferric chloride in double sealed one pound poly packs.
Our Price 65p + PIP + VAT at 8% per lb.

BARGAIN PROJECT BOX

A plastic box with moulded extrusion rails for PC or Chassis panels with metal front plate fitted with four screws (all supplied). Our Price 50p + 8%.

EFFECTS PROJECTOR "150"

No disco should be without our new effects projector, we believe that this is the most versatile machine for projecting coloured images to supplement your music. Specs: 100V-230V/240, a.c., 50 Hz, Lamp—A1/167 150W, Standard Lens—60mm. A sturdy metal construction and takes a range of lenses and accessories. Comes complete with film wheel and ready to use. A bargain at £27 + VAT 8%.



U.K. CARRIAGE 50p UNLESS OTHERWISE STATED
VAT—All prices are excluding VAT. Please add to each item the VAT rate indicated.

"C100" 100 WATT AMPLIFIER

All built and tested, mounted on a plain aluminium chassis which measures 18 x 9½ x 4in, and which you can mount into a cabinet of your choice. Four controlled inputs, master volume, treble, middle and bass controls, S/C protected output, 100W clean into 8 ohm 1/8. Ideal for disco, music groups, PA, and clubs.
A bargain at £42 + £1 carr. + 8% VAT.

TI MULTI-METER

Ideal tester for everybody interested in electronics. Weighing less than 100 grammes and only 60 x 24 x 90 mm.
Ranges: A.c. volts: 0-10V, 50V, 250V, 1,000V. D.c. volts: 0-10V, 50V, 250V, 1,000V. D.c. current: 0-1mA, 0-100mA.
Resistance: 0-150 kohm.
Price £5-50 + 8% VAT.

TIP-GLIP CONDENSER MICROPHONE

Omni-directional 600 ohm 40-15,000Hz. Extra long lead. Ideal for stage work, conferences, etc.
Price £9-50 + 12½% VAT.



PPI POWER SUPPLY UNIT

Switched 3, 4½, 6, 7½, 9 and 12V at 500 mA. With on/off switch and pilot light.
Size: 130 x 55 x 75 mm.
Only £5-50 + 8% VAT.

CASSETTE MICROPHONE

On/off switch for remote control. Split lead with 2.5mm and 3.5mm plugs, standard cassette mics, to suit all types. Complete with desk rest.
Dual Imp: 600 ohm/50 kohm, 60-15,000Hz. With an on/off switch.
Price £8-75 + 12½% VAT.

DUAL/IMP HAND MICROPHONE

The perfect hand/stand mic. for stage, group, disco, etc. Finished in matt silver and black. Cardiod dynamic.
Dual Imp: 600 ohm/50 kohm, 60-15,000Hz. With an on/off switch.
Price £8-75 + 12½% VAT.

TECHNICAL TRAINING IN ELECTRONICS AND TELECOMMUNICATIONS

ICS can provide the technical knowledge that is so essential to your success; knowledge that will enable you to take advantage of the many opportunities open to trained people. You study in your own home, in your own time and at your own pace and if you are studying for an examination ICS guarantee coaching until you are successful.

City & Guilds Certificates:
Telecommunications Technicians
Radio, TV, Electronics Technicians
Technical Communications
Radio Servicing Theory
Radio Amateurs
Electrical Installation Work
MPT Radio Communications Certificate

Diploma Courses:
Colour TV Servicing
Electronic Engineering and Maintenance
Computer Engineering and Programming
Radio, TV, Audio Engineering and Servicing
Electrical Engineering, Installation
and Contracting

POST OR PHONE TODAY FOR FREE BOOKLET.

To: International Correspondence Schools

IGS Dept. 771C Intertex House, London SW8 4UJ or telephone 622 9911

Subject of Interest...

Name

Address

Tel:

CASIO

fx-201P (Illus.) 127 step programmable 10 digit or 8 digit, 2 Exp. 127 Steps, 10 Inde. mems, cos, sin, tan. All log functions Degree Rad. Un-conventional jump and manual jump as well as indirect address, subroutine etc. The programme function allows you to handle any type of calc. under any condition ***£49.95**



fx-102. The world's first fractional calculator. 10 digits or 8 plus 2 Exp. sin, cos, tan, Deg. rad. (exp. 10±⁹⁹). Trig. Inverse common & Natural logs. Reciprocals. Sexagesimal. Pi entry. Statistical calcs. incl. 2 kinds of Standard deviation and other applications. ***£19.95**

fx-19. 8 digits or 6 plus 2 Exp. as 10⁹⁹. Trig. Inverse Trig. All log functions. Sar roots. Reciprocals. Sexagesimal/Decimal conversions. Fractions. 2 kinds of Standard Deviation and other applications. ***£16.95**


fx-21. 8 digits 2 exponents. 21 Scientific Functions. ***£15.95**

AL8 8-digit. Fractional Calculator. Standard deviations remainder from division. Time calcs. 2 mem. facs. ***£13.95**

AL10. As AL8 but with 10 digits! ***£15.95**

TEXAS

SR56. (Illus.) 100 Step programmable 10 digit, 2 Exp. 10 Inde memories, all log trig and Stat functions. Can be programmed for maths, electronic engineering, statistical, financial and navigation. ***£57.95(R)**



SR52. 224 programme steps. 20 Independent memories. 9 level parenthesis. Card programmable. Supplied with 20 blank magnetic cards and prog. manual. **(R)£199.00**

Any of the following pre-programme manuals: 1. Statistics; 2. Electrical Engineering; 3. Mathematics; 4. Finance **ONLY £25 each**

SR51 II. 10 digit, 2 Exp Rechargeable. Hyperbolic x to the root of y. Rad & Deg Factorial. Mem. 3 Inde. mems. Linear regression. Mean, variance, standard deviation. Generation + 7 basic converts., and their inverse Engineering Notation. **(R)£47.95**

T130. 48 functions plus Algebraic operating system. 15 seats parenthesis. Constant, roots, powers, reciprocals. Sci notation. Log, trig, deg rad, mem, step function. ***£15.95**, Nickel Charger Kit ***£7.95**

The ZYCON range of Quality Electronic Watches

L.C.D.

KLC3

L.C.D. Constant display Shows Hrs, Mins & pulsating secs. Chrome finish with Stainless Steel back and **FREE** Adjustable S/Steel bracelet. ***£22.50**



Gold Plate ***£24.50**

KLC

Stop Watch Constantly shows hrs, mins & Pulsating secs. Press command button for mth & date, press again for mins & secs. May be set to alternate hr & mins to mth & date every 2 secs. resets to time. 4 yr cal. 'Nite Lite'. **PLUS STOP WATCH FACILITIES £45.90** Gold Plate ***£49.90**. **FREE** matching bracelets with each.



KLC9

Continuous hrs, mins & pulsating secs. Press command button for mth & date. Press again for secs readout. Setting for alternating hrs & mins to mth & date every 2 secs. Auto-time reset. 4 yr calendar. 'Nite-lite'. **FREE** matching S/Steel bracelet ***£39.95**



LADIES DIGITAL THE IDEAL PRESENT!


An elegant 6-function watch. Shows Hrs, Mins, Secs, Mth, Date, Day! She'll love this piece of miniaturised electronic wizardry! Gold Plate or with stylised Chrome Bezel, each with matching bracelet. **GOLD PLATE £39.95** S/Steel ***£36.95**



L.E.D.

KED1

Ideal present! This stylish 5-function L.E.D. shows Hours, Minutes, Seconds, Month and Date. 4 year calendar. Beautifully finished with S/steel back & **FREE** stylised leatherette strap **ONLY £15.95** Matching S/steel Bracelet ***£15.95** extra



KED5

6-Funcs. Shows Hrs, Mins, Secs, Mth & Date and Day. 4-Yr calendar. Beautifully finished with S/steel back & **FREE** Matching Stainless Steel Bracelet ***£19.95** Gold Plate ***£22.95**



KED6

A fantastic 6-Functions—window display shows Hrs, Mins, Secs, Mth & Date. Day of week in letters. Single button. Auto-hold & Fade-out. 4 Yr calendar. Case In Heavy Rhodium on Brass + S/steel back. **FREE** matching S/steel adjustable bracelet. ***£29.95** Gold Plate ***£33.90**




KED6 PLUS

Month & Day of the Week in Letters! Shows Hrs, Mins, Secs, Date, Mth & Date, Day of Week, Auto 4-Yr calendar, A.M./P.M. Set/Indicate. One of the most sophisticated watches at this price. Accurate to within a few secs a year. Finished in Satin Stainless Steel with **FREE** matching Steel bracelet. **Trimester** watch in the world ***£37.50** ONLY Gold Plate ***£40.50**



CBM

4190R (Illus.) 10-digit, 2 Exp. 90 function pre-programmed. Metric conversions. Extra functions to the 4148R: Perms and combinations. Gamma, Poisson and Binomial distributions, factorial, complex numbers, hyperbolic functions, linear regression and integration of Y - (X). **(R)£36.95**



7919D. 8-digit or 5-digit + 2 Exp. Full trig and log functions. Sq root. Reciprocals Y^x, X², π. Register exchange. Memory plus. Store recall Sign change. Algebraic logic ***£10.95***

4148. 10-digit + 2 Exp. Full log and trig funct. X². Reciprocal, π. x root of y. Polar rectangular co-ordinates. 2-store mem. Mean and Standard deviation. **(R)£26.95**

1800. As 4148 but Green display and Bat operation. ***£20.95***

ROCKWELL

64RD (Illus.) 12-digit or 8-digit + 2 Exp. Add on to the 44RD. Polar rec. co-ordinates. Log Trig, rad or grad. ***£24.50***



44RD. 9-digit or 5-digit and 2 Exp. Green Display. Store. Similar to the 63R less factorial. ***£19.50***

24K. Stainless Steel Slimline. Green display. In beautiful leatherette wallet to hold pen, note pad and credit cards (all included). Full memory. Click buttons. Rechargeable. **(R)£21.95** including recharger.

DECIMO DIGITAL CLOCK RADIO



This is the most unique clock/radio in the country today having a soft, 1 1/2" high orange-glow digital readout which is completely silent and non-pulsating in a beautifully styled enclosure with up-to-date VHF/MW radio. You can awake to soft music or alarm. Automatic 80 minute 'sleep' button in case you drop off while the radio is on!

OUR PRICE £33.95 Plus £1 P&P

NEW ZYTRONIC TELE-GAMES

DE LUXE

THIS DELUXE MODEL HAS Tennis, Football Squash, Solo. 2 bat sizes, 2 Ball speeds, 3 distinct pings—one for point score, one for bat strike ball, one for ball strike boundary and automatic scoring. £48.90

These games are easy to play and a joy for all the family! ALL ITEMS CARRY 1 YR GUAR. PRICES INCLUDE VAT *FREE B.S.I. adaptor. (R) FREE Charger

NOVUS

4640 (Illus.) 10 digit, 2 Exp. 54 functions 4-level roll stack. 3 Fully addressable memories. Logs, Trigs, Stat and Metric conversions etc. **(R)£42.95**



4650. 8 digit, 2 Exp. Algebraic logic 2-level parenthesis. Full mem. Addressable. Trig, sin, cos, tan and Inverse trig functions. Deg rad. Reciprocal, Sq root. Powers and Pi entry. Mem Ex and Register Ex **(R)£27.50**

4525. 8 + 2 Exp. 100 step prog. R.P.N. Full log and trig. XY Exchange. Mem. 4 roll stack, skip, delete. Additional progs within the 100 step **(R)£34.95**

4515. 100 step prog version **(R)£31.95**

6010. Metric. ***£15.95***

6035. 100-step programmable Statistician. Rechargeable. **(R)£34.95**

6025. Rechargeable. Financier 100-step programmable **(R)£34.95**

4510. 8 digits. 3 level stack. All trig & log functions. √. π. Reciprocal Memory, etc. ***£12.95***

6030. Statistician. ***£15.95***

SINCLAIR

CAMBRIDGE SCIENTIFIC all trig, log & deg. rads etc. ***£8.95**
OXFORD SCIENTIFIC larger version of above. Green display ***£13.90***
PARENTHESES.

ORDER FORM

PHONE CALLS AND PERSONAL CALLERS WELCOME MONS TO THURS BETWEEN 2 & 5 p.m. 01-458 4755. SUNDAYS 10 a.m. to 1 p.m. To: BARCLAY ELECTRONICS Dept. 13PW, 1115 FINCHLEY ROAD, TEMPLE FORTUNE, LONDON N.W.11

Please send me.....
with/without optional mains adaptor. I enclose cheque/money order total value £.....Please add 55p to all items to cover p. & p.

NAME.....

ADDRESS.....

PHONE BARCLAYCARD OR ACCESS ORDERS.



click

No slots to line up. Lots easier to install.

Strong, rigid brackets "Click" in at any height.

Cables go inside the uprights.

Lamps and switches wherever you need them

A better shelving system.

Buy Click at Habitat*. Or post this ad with your name and address for our new FREE colour leaflet.

Click Systems Ltd.,
Low Moor Road, Kirkby-in-Ashfield, Notts NG17 7LH
*and other stockists - list with leaflet. In Ire, from Stock shops.

Doram kits DORAM KITS CONTAIN EVERYTHING DOWN TO THE LAST NUT!

50W PA/Guitar AMP

Especially designed for general purpose use with guitars, PA systems etc. This amp will provide 50 Watts RMS into 8 ohms with harmonic distortion level as low as 0.15%. Robust case and load fault protection contribute to the rugged design, which incorporates an IC mixer/pre-amp (giving 2 separate inputs) and a thermally compensated power amplifier

Overall freq. response (-3dB) 100KHz with sensitivity 30mV for full output and 52dB sig. to noise ratio.

£29.95 + H VAT
(Order code 997-011)
Subject to availability

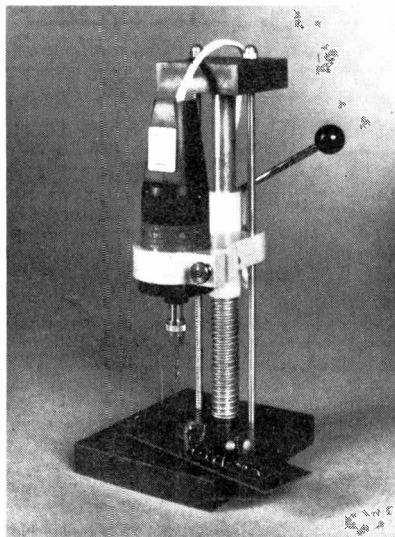
O'seas orders—add 15% for P+P. All items offered for sale subject to the Terms of Business set out in Doram Edition 3 catalogue, price 60p. The Doram Kit brochure is also available, price 25p. Combined price only 70p which also entitles you to 2x25p vouchers, each one usable on any order placed to the value of £5.00 or more (ex. VAT).

DORAM ELECTRONICS LTD
P O BOX TR8 WELLINGTON RD IND EST. LEEDS LS12 2UF

An Electrocomponents Group Company

A MINIATURE POWER TOOL
to speed your building

- Super 30 Kit (30 Tools) (incl. drill without stand) **£17.62** plus P. & P. 85p
- Mk. II Drill Stand **£4.40** plus P. & P. 35p
- Mk. II Drill only **£8.79** plus P. & P. 35p
- Flexible Drive Shaft **£5.46** plus P. & P. 25p
- Transformer 240V a.c./12V d.c. **£6** plus P. & P. 70p
- Variable Speed Transformer **£8.25** plus P. & P. 70p



Replacement drills, stones, burrs, etc. **40p** each. Circular saw blades **50p** each. **£2** per set of 4 sizes. P. & P. any quantity 20p.

All VAT inclusive

PRECISION PETITE LTD.

119a High Street, Teddington, Middlesex TW11 8HG

Tel. 01-977 0878 (24-hour answering service)

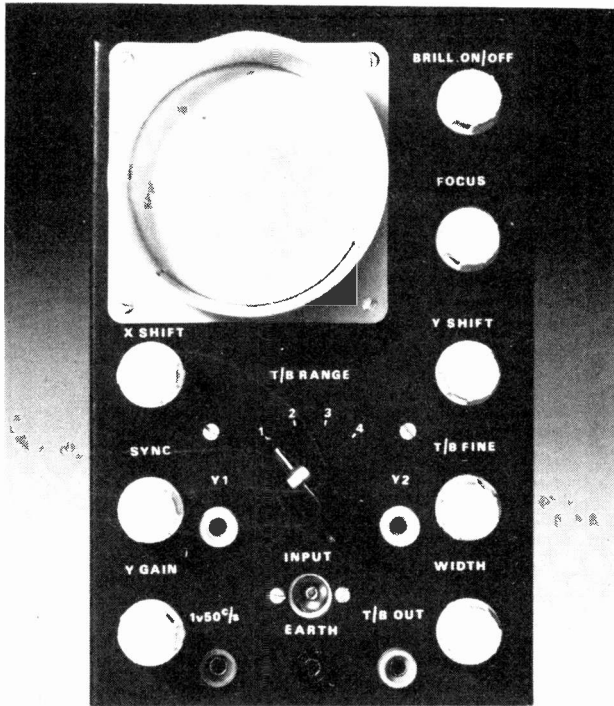
9" x 4" S.A.E. please for leaflet and order form.

OSMABET LTD

We make transformers amongst other things

- LOW VOLTAGE TRANSFORMERS**
Prim 200/240V a.c. 5V 1A 60p; 6 3V 1 5A £1.65; 3A £2.10; 6A CT £3.75; 12V 1 5A £2.10; 3A £3.75; 6A CT £5.25; 18V 1 5A CT £3.45; 24V 1 5A CT £3.75; 3A CT £5.25; 5A £8; 8A £11.25; 12A £16.50; 40V 3A CT £7.50; 50V 6A CT £18.75; 25V 2A + 25V 2A £7; 12V 4A + 12V 4A £7.
- LT TRANSFORMERS TAPPED SEC.** Prim 200/240V 0-10-12-14-16-18V 2A, £4; 4A, £5.25; 0-12-15-20-24-30V 2A, £4.50; 4A, £6.75; 0-5-20-30-40-60V 1A, £4.85; 2A, £6.75; 0-40-50-60-80-100-110V 1A, £7.
- MIDGET RECTIFIER TRANSFORMERS**
For FW rect. 200/240V a.c. 6-0-6V 1 5A or 9-0-9V 1A £2.25 each; 12-0-12V 1A, or 20 0 20V 0.75A, or 8-0-8V 0.3A, or 12-0-12V 0.25A, or 20-0-20V 0.15A, or 6V 0.5A + 6V 0.5A, or 9V 0.35A + 9V 0.35A, or 12V 0.25A + 12V 0.25A, or 20V 0.15A + 20V 0.15A, all at £2.85 each
- LOUDSPEAKERS**
2 1/2in 8Ω, 2 1/2in 8 or 25Ω, 3in 3, 8 or 35Ω, 3 1/2in 15Ω, £1 each; 8 x 5in 3, 8 or 25Ω, £1.75; Goodmans 6 1/2in twin cone, hi-fi, 4Ω, £2.50; 7 x 4in, 3 8, 15 or 25Ω, £1.50.
- "INSTANT" BULK TAPE/CASSETTE ERASER**
Instant erasure any diameter, tape spool or cassette, demagnetises tape heads, 200/240V a.c. £3.75
- SYNCHRONOUS GEARED MOTORS 200/240V a.c.**
Brand new Smiths, built in gearbox, 6 r.p.m., £1.25 each
- PAPER TUBULAR CONDENSERS**
4 7mF, 160V, 30 x 20mm, 20p (100 for £10)
- SPEAKER MATCHING AUTO TRANSFORMER**
12W 3 to 8 or 15Ω, up or down, £1.85.
- G.E.C. MANUAL OF POWER AMPLIFIER COVERING VALVE AMPLIFIERS OF 30W TO 400W 50p.**
- CABLES — CABLES — CABLES**
- MICROPHONE TWIN H/DUTY, BRAIDED SCREEN**
Professional cable for stage, studio, outdoor. PVC covered, grey, 20p per metre.
- MULTI WAY SCREENED, PVC COVERED**
36 way £1; 25 way 75p; 14 way 50p; 6 way 25p; 4 way 20p; 2 way 10p; 1 way 6p per metre
- LOW LOSS CO-AXIAL CABLE 75Ω**
UHF, white, 16p per metre; VHF, white, 8p per metre.
- BALANCED TWIN FLAT FEEDER 300Ω**
40p per 10 metres
- FLEXIBLE PVC MINI 3-CORE CABLE, 19/0-10MM**
100 metres £3.50. Ideal for speakers, intercoms, etc
- TWIN FIG. 8 CABLE**
Polarised, £3/100m. Screened stereo £1/15m. ALL TYPES DOMESTIC AND COMMERCIAL CABLES. ALL SIZES AND COLOURS CONNECTING WIRES. MULTI SCREENED AND UNSCREENED CABLE TRADE ENQUIRIES INVITED
- Carriage and VAT extra on all orders
S.A.E. ENQUIRIES, LISTS, MAIL ORDER ONLY
46 Kenilworth Road, Edgware, Middx. HA8 8YG
Tel 01-958 9314

Bring 'scope' to your interest.


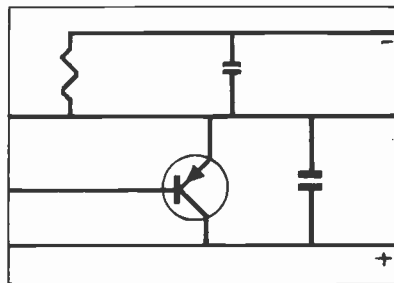



'There's only one way to master electronics... to see what is going on and learn by doing.'

This new style course will enable anyone to have a real understanding of electronics by a modern, practical and visual method. No previous knowledge is required, no maths, and an absolute minimum of theory.

You learn the practical way in easy steps mastering all the essentials of your hobby or to further your career in electronics or as a self-employed electronics engineer.

All the training can be carried out in the comfort of your own home and at your own pace. A tutor is available to whom you can write, at any time, for advice or help during your work. A Certificate is given at the end of every course.



1 Build an oscilloscope.

As the first stage of your training, you actually build your own Cathode ray oscilloscope! This is no toy, but a test instrument that you will need not only for the course's practical experiments, but also later if you decide to develop your knowledge and enter the profession. It remains your property and represents a very large saving over buying a similar piece of essential equipment.

2 Read, draw and understand circuit diagrams.

In a short time you will be able to read and draw circuit diagrams, understand the very fundamentals of television, radio, computers and countless other electronic devices and their servicing procedures.

3 Carry out over 40 experiments on basic circuits.

We show you how to conduct experiments on a wide variety of different circuits and turn the information gained into a working knowledge of testing, servicing and maintaining all types of electronic equipment, radio, t.v. etc.



All students enrolling in our courses receive a free circuit board originating from a computer and containing many different components that can be used in experiments and provide an excellent example of current electronic practice.

To find out more about how to learn electronics in a new, exciting and absorbing way, just clip the coupon for a free colour brochure and full details of enrolment.

Write to:- British National Radio & Electronics School,
P.O. Box 156, Jersey, Channel Islands.

NAME _____

ADDRESS _____

PEB 3/7

ERSIN

Multicore

5 CORE SOLDER



SAVBIT

handy solder dispenser

Contains 2.3 metres approx. of 1.22 mm Ersin Multicore Savbit Solder. Savbit increases life of copper bits by 10 times.
Size 5 39p

For soldering fine joints

Two more dispensers to simplify those smaller jobs. PC115 provides 6.4 metres approx. of 0.71 mm solder for fine wires, small components and printed circuits.

PC115 50p

Or size 19A for kit wiring or radio and TV repairs. 2.1 metres approx. of 1.22 mm solder.
Size 19A 43p

Handy size Reels & Dispensers

OF THE WORLD'S FINEST CORED SOLDER TO DO
A PROFESSIONAL JOB AT HOME

Ersin Multicore Solder contains 5 cores of non-corrosive flux that instantly cleans heavily oxidised surfaces and makes fast, reliable soldering easy. No extra flux is required.



handy size reels of **SAVBIT, 40/60, 60/40 & ALU-SOL** solder alloys

These latest Multicore solder reels are ideal for the toolbox. Popular specifications cover all general and electrical applications, plus a major advance in soldering aluminium. Ask for a free copy of 'Hints on Soldering' containing clear instructions to make every job easy.

Ref.	Alloy	Diam. mm	Length metres approx.	Use	Price
Size 3	40/60 Tin/Lead	1.6	10.0	For economical general purpose repairs and electrical joints.	£1.49
Size 4	ALU-SOL	1.6	8.5	For aluminium repairs. Also solders aluminium to copper, brass etc.	£1.99
Size 10	60/40 Tin/Lead	0.7	39.6	For fine wires, small components and printed circuits.	£1.49
Size 12	SAVBIT	1.2	13.7	For radio, TV and similar work. Increases copper-bit life tenfold.	£1.49



BIB WIRE STRIPPER & CUTTER

Fitted with unique 8-gauge selector and handle locking device. Sprung for automatic opening. Strips flex and cable in seconds. **Model 8B 86p**

SOLDER-WICK



Absorbs solder instantly from tags, printed circuits etc. Only needs 40-50 Watt soldering iron. Quick and easy to use. Non-corrosive.

Size 18 97p

Sole U.K. Sales Concessionaires:

Bib Hi-Fi Accessories Limited.

Kelsey House, Wood Lane End, Hemel Hempstead, Herts. HP2 4RQ.

Prices shown are recommended retail, inc. VAT From Electrical and Hardware Shops. In difficulty send direct, plus 15p P&P. Prices and specifications subject to change without notice.

TRANSFORMERS

ALL EX-STOCK—SAME DAY DESPATCH

MAINS ISOLATING
 PRI. 220/240V
 SEC. 120/240V
 CENTRE TAP WITH SCREEN

Ref	VA (Watts)	£
07*	20	4.57
149	60	6.66
150	100	7.65
151	200	11.95
152	250	14.47
153	350	17.14
154	500	19.73
155	750	27.25†
156	1000	37.91†
157	1500	43.33†
158	2000	48.34†
159	3000	76.36†

*115V or 240V Sec. only.

30 VOLT RANGE
 Prim. 220-240V
 Sec. 0-12-15-20-24-20V

Ref	Amps	£
112	0.5	3.15
79	1.0	4.00
3	2.0	5.55
20	3.0	6.87
21	4.0	7.93
51	5.0	9.55
117	6.0	10.59
88	8.0	14.15
89	10.0	14.51

60 VOLT RANGE
 Prim. 220-240V
 Sec. 0-24-30-40-48-60V

Ref	Amps	£
124	0.5	3.94
126	1.0	5.43
127	2.0	7.85
125	3.0	11.00
123	4.0	13.07
40	5.0	14.20
120	6.0	16.64
121	8.0	19.56†
122	10.0	24.09†
189	12.0	25.16†

12 and or 24 Volt PRIMARY 220-240 VOLTS
 Amps

Ref.	12V	24V	£
111	0-5	0-25	2.30
213	1 0	0 5	3.01
68	3	1	3.69
18	4	2	4.56
85	5	—	5.81
70	6	3	6.36
108	8	4	7.34
72	10	5	7.96
116	12	6	8.30
17	16	8	10.48
115	20	10	15.42
187	30	15	19.50
226	60	30	21.94†

HIGH VOLTAGE Mains Isolating
 Prim. 200/220 or 400/440
 Sec. 100/120 or 200/240

VA	Ref.	£
60	243	6.82
350	247	15.23
1000	250	32.68†
2000	252	54.80†

AUTO TRANSFORMERS VA
 Ref (Watts) Auto Taps

113	20	0-115-210-240	2.81
64	75	0-115-210-240	4.85
4	150	0-115-200-220-240	6.24
66	300	0-115-200-220-240	8.82
67	500	0-115-200-220-240	13.10
84	1000	0-115-200-220-240	19.70
93	1500	0-115-200-220-240	23.62†
95	2000	0-115-200-220-240	31.56†
73	3000	0-115-200-220-240	45.76†

CASED AUTO TRANSFORMERS
 240V cable in and U.S.A. 2 pin outlet

20VA	£4.95	Ref 113W
150VA	£8.94	Ref 4W
500VA	£15.11	Ref 67W
1000VA	£22.84†	Ref 84W
2000VA	£35.66†	Ref 95W

ELECTRONIC CONSTRUCTION KIT
 10 projects (including Electronic Organ). Ideal gift at £8.63 (no soldering)

50 VOLT RANGE
 Prim. 200-240V
 Sec. 0-19-25-33-40-50V

Ref.	Amps	£
No	0 5	4.07
102	1 0	5.27
103	2 0	7.17
104	2 0	8.77
105	3 0	11.26
106	4 0	14.29
118	8 0	18.62
119	10 0	22.04†

SCREENED MINATURES
 Ref mA Volts

238	200	3-0-3	2.50
212	1A	0-6, 0-6	2.97
13	100	0-9, 0-9	2.39
235	330	0-8-9, 0-8-9	3.14
207	500	0-8-9, 0-8-9	4.51
214	300	0-15, 0-15	2.28
213	300	0-20, 0-20	3.22
221	700 (DC)	0-12-0-12-20	3.86
206	1A	0-15-20, 0-15-20	5.37
203	500	0-15-27, 0-15-27	4.77
204	1A	0-15-27, 0-15-27	6.00
S112	500	12, 15, 20, 24, 30	3.15

DEC'S SOLDERLESS BREADBOARDING
 S Dec 70 contacts £2.41
 T Dec 208 contacts £3.92
 U Dec 'A' for I.C.s, etc. £4.58
 U Dec 'B' for I.C.s, etc. £7.82

BRIDGE RECTIFIERS

200V	2A	0.67
400V	2A	0.72
200V	4A	0.89
500V	10A	2.89

TEST METERS

AVO 8 MK5	£67.33
AVO TT	£26.86
AVO T2 169	£28.94
AVO MM5	£23.48
U4315 (USSR) inc. steel carry case	£16.52

POWER UNIT
 3-4 5-6-7 5-9-12V at 500mA £5.18
 STAB 3-6-7 5-9V 400mA £6.98

NO HIDDEN EXTRAS—Prices correct at 14th December 1976. Prices include VAT and P. & P. EXCEPT † WHERE CARRIAGE WILL BE ACCORDING TO WEIGHT AND DISTANCE—BRS
Electrosil Resistors, Semiconductors, Multi-meters and Audio Accessories.

WIDE RANGE OF PANEL METERS

ANTEX SOLDERING IRONS
 15W £4.08 18W £4.08 25W £3.80
 SOLDERING IRON KIT £5.66
 STAND FOR ABOVE £1.84

MAGNETIC TO CERAMIC CARTRIDGE CONVERTOR
 OPERATING VOLTAGE 20-45V only
 £3.59.

HIGH QUALITY MODULES

5 Watt RMS AMPLIFIER	£3.59
10 Watt RMS AMPLIFIER	£3.98
25 Watt RMS AMPLIFIER	£4.94
125W RMS AMPLIFIER	£17.61
PRE-AMP for 9-5-10W	£15.57
PRE-AMP for 25W	£1.72
POWER SUPPLIES 3.5-10W	£4.43
POWER SUPPLIES 25W	£3.89
TRANSFORMER 5-10W	£5.74
TRANSFORMER 25W	£5.74

NEW STEREO 30
 Complete Stereo Chassis inc. 7 + 7W RMS Amp, Pre-amp, Power Supply, Front Panel, Knobs plus needs Mains Trans. Stereo 30 £18.89
 Mains Trans £3.89. Teak veneered cab £4.54.

BSR MP60 module with magnetic cartridge £38.29

COMPONENT PACKS
 200 Mixed value resistors (count by weight)
 150 Mixed value capacitors (count by weight)
 30 Mixed value precision resistors ±2%
 15 Assorted pots and pre-sets
 10 Reed switches
 3 Micro switches
 15 Wire wound resistors—mixed wattage
 1 Pack wire 50 metres assorted colours
PLEASE STATE PACK REQUIRED 90p PER PACK

AUDIO KIT 25W
 2 x 25W Amplifiers 1 - Pre-Amp
 1 - Power supply 1 - Transformer
 1 - Front Panel
 1 - Kit of parts to include on/off switch, neon ind Stereo head phone socket Plus Instructions book £32.18

TEAK AUDIO KIT 25W
 Teak veneered cabinet
 Aluminum chassis, heat sink and front panel brackets plus back panel and sockets etc. £11.21

CARTRIDGES
 Magnetic Sonotone 100 £5.31
 Ceramic E. I. CS 2000 £2.72
 ACOS GP93-1 £2.38
 AT55 (magnetic) £4.42

POWER UNIT
 Plugs direct into 13A 3 pin socket.
 6-7 5-9V 300mA with multi-plug £3.59.

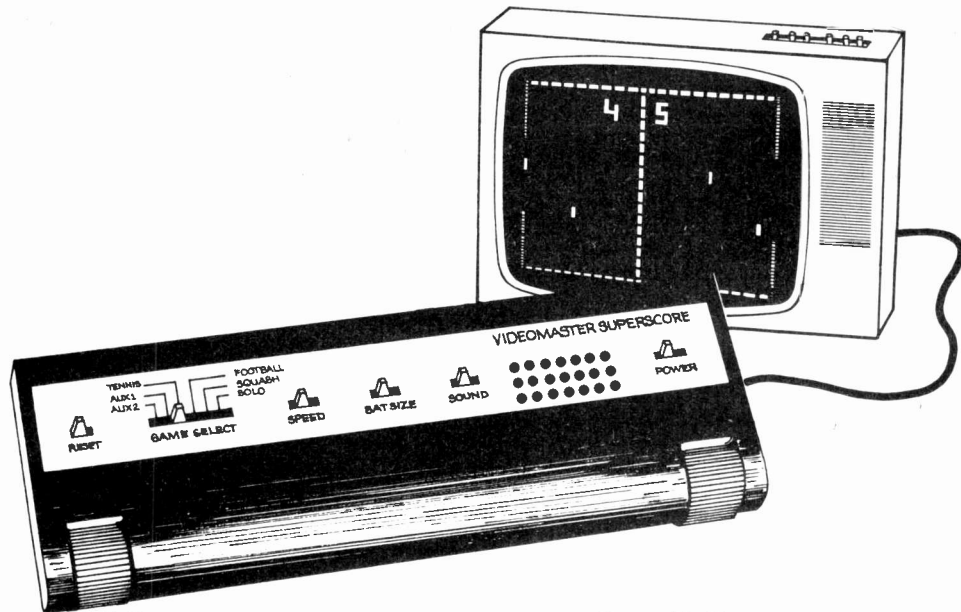
STEREO FM TUNER WITH PHASE-LOCK LOOP
 4 Pre-selected stations supply 20.35V. 90mA Max. £24.21

Barrie Electronics Ltd.

THE MINORIES, LONDON EC3N 1BJ

TELEPHONE: 01-488 3316/7/8

NEAREST TUBE STATIONS: ALDGATE & LIVERPOOL ST.



Here's the remarkable new **VIDEOMASTERTM** Superscore Home TV Game Get it together for only **£24.95**

Available to you in kit form at the same moment as its national launch, the brilliant new Videomaster Superscore contains the latest product of MOS technology: a TV game chip.

The logic contained in it had previously to be generated by 100 TTL devices. Now it is condensed into one 28-pin chip.

This all-new Videomaster plugs into your 625-line UHF TV set (for overseas customers having VHF sets we can supply the necessary VHF modulator) to give you four exciting games (including tennis and football) and two future game options. It features on-screen digital scoring, realistic hit sounds, two bat sizes, two

ball speeds, automatic serving and much more. It runs on six 1½ volt SP11 type batteries (not supplied).

The Videomaster Superscore kit costs only £24.95 including VAT (recommended retail price of the ready built model is over £40.00) and comes complete with ready-tuned UHF or VHF modulator, circuit board with printed legend, all resistors, transistors and diodes, built-in loudspeaker, socket for mains adaptor, and, of course, the TV game chip itself.

Easy to put together the Superscore has full assembly instructions, circuit diagram and circuit description. Don't miss this chance to own the newest electronic game at such low cost.

POST TODAY TO:

Videomaster Ltd 14/20 Headfort Place, London SW1X 7HN



Please send me (insert No. requ'd).....Videomaster Superscore Kits at £24.95 (inc. VAT & P&P in UK) or £23.10+£4.00 for P&P overseas)

I enclose my cheque/money order* for £.....

VHF modulator required YES/NO*

PE95


NAME _____

ADDRESS _____

ALLOW 21 DAYS FOR DELIVERY

* delete as necessary

SYNTHESISERS, SOUND EFFECTS AND



PHONOSONICS

MAIL ORDER SUPPLIERS OF QUALITY PRINTED CIRCUIT BOARDS, KITS AND COMPONENTS TO A WORLD-WIDE MARKET.

COMPONENTS SETS include all necessary resistors, capacitors, semi-conductors, potentiometers and transformers. Hardware such as cases, sockets, knobs, etc. are not included but most of these may be bought separately. Fuller details of kits, PCBs and parts are shown in our lists.

CIRCUIT AND LAYOUT DIAGRAMS are supplied free with all PCBs designed by Phonosonics.

PHOTOCOPIES of the P.E. texts for most of the kits are available—prices in our lists.

P.E. SYNTHESISER

(P.E. Feb. 73 to Feb. 74)
The well acclaimed and highly versatile large-scale mains-operated Sound Synthesiser complete with keyboard circuits. All function circuits may be used independently, or interconnected. The greater the number of circuits, the greater the versatility. Other circuits in our lists may be used with the Synthesiser to good advantage (notably P.E. Minisonic, Phasing Unit, Wind and Rain, Rhythm Generator, Sound Bender, Voltage Controlled Filter, Guitar Effects Pedal).

THE MAIN SYNTHESISER

Stabilised power supply £14.36
Two Linear Voltage Controlled Oscillators and one Inverter—all 3 circuits £18.32
PCB (2 are required) each £1.63
Two Ramp Generators and Two Input Amplifiers all 4 circuits £5.99
PCB (holds all 4 circuits) £1.51
Sample-Hold and Noise Generator £8.32
PCB (holds both circuits) £1.87
Tone Control £2.71
PCB 88p
Reverberation Amplifier £7.27
Sprine Line unit for Reverb. Amp. £5.95
Ring Modulator £4.46
Peak Level Meter Circuit £1.50
100µA Panel Meter £5.20
PCB to hold Reverb, Ring Mod and Meter Circuits £2.14
Envelope Shaper £6.17
PCB £1.60
Voltage Controlled Amplifier and Differential Amplifier £8.69
PCB (holds both circuits) £1.45

THE SYNTHESISER KEYBOARD CIRCUITS

(Can be used without the Main Synthesiser to make an independent musical instrument)
Two Logarithmic Voltage Controlled Oscillators £15.38
Component set £2.86
PCB (holds both circuits) £2.86
Divider, 2 Hold Circuits, 2 Modulation Amplifiers, Mixer and 2 Envelope Shapers £22.88
PCB (holds the first 6 circuits) £1.98
PCB for both Envelope Shapers £1.70
Keyboard Stabilised Power Supply £7.61
Printed Circuit Board £1.04

GUITAR EFFECTS PEDAL (P.E. July 75)

Modulates the attack, decay and filter characteristics of an audio signal not only from a guitar but from any audio source, producing 8 different switchable effects that can be further modified by manual controls. Possibly the most interesting of all the low-priced sound effects units in our range. Circuit does not duplicate effects from the Guitar Overdrive Unit.
Component Set with special foot operated switches £7.20
Alternative component set with panel mounting switches £4.96
Printed Circuit Board £1.43

SOUND BENDER (P.E. May 74)

A multi-purpose sound controller, the functions of which include envelope shaper, tremolo, voice-operated fader, automatic fader and frequency-doubler.
Component Set for above functions (excl. SWVs) £7.59
Printed circuit board £1.74
Optional extra—additional Audio Modulator, the use of which, in conjunction with the above component set, can produce "jungle-drum" rhythms.
Component Set (incl. PCB) £2.81

PHASING UNIT (P.E. Sept. 73)

A simple but effective manually controlled unit for introducing the "phasing" sound into live or recorded music.
Component Set (incl. PCB) £2.87
PHASING CONTROL UNIT (P.E. Oct. 74)
For use with the above Phasing Unit to automatically control the rate of phasing.
Component Set (incl. PCB) £4.36

WAH-WAH UNIT (P.E. Apr. 76)

The Wah-wah effect produced by this unit can be controlled manually or by the integral automatic controller.
Component Set incl. PCB £3.33

POST AND HANDLING

U.K. orders—under £15 add 25p plus VAT, over £15 add 50p plus VAT. Keyboards £1.50 plus VAT.
Optional Insurance for compensation against loss or damage in post, add 35p in addition to above post and handling.
Eire, C.I., B.F.P.O., and other countries are subject to Export postage rates.

P.E. JOANNA (P.E. May/Sept. 75)

A five-octave electronic piano that has switchable alternative voicing of Honky-Tonk piano, ordinary piano, harpsichord, or a mixture of any of the three, together with facilities including fast and slow tremolo, loud and soft pedal switching, and sustain pedal switching. The power amplifier typically delivers 24 watts into 8 ohms. The improved use of the space available.

Main Power Supply £11.68
Tone Generator and Top C Envelope Shaper £10.90
PCB for Main PSU, Tone Gen & Top C.E.S. £2.31
Envelope Shapers for all notes (except Top C) £38.28
Set of PCBs for Envelope Shapers (except Top C) £11.88
Voicing and Pre-Amp Circuits £10.93
PCB for Voicing and Pre-amp £2.80
Power Amplifier (incl. separate Power Supply) £15.09
PCB for Power Amp and PSU 95p

RHYTHM GENERATOR (P.E. Mar./Apr. 74)

Programmable for 64,000 rhythm patterns from 8 effects circuits (high and low bongos, bass and snare drums, long and short brushes, blocks and soft cymbal), and with variable time signatures and rhythm rates. Really fascinating and useful.

Tempo, Timing and Logic circuits £12.70
PCB for above circuits (double-sided) £3.24
Component set for all 8 effects circuits £13.88
PCB for all 8 effects £3.74
Simple mixer (our design) incl. PCB £3.95
Alternative mixer with external volume controls, incl. PCB £10.94
Power Supply for T, T and L, and Effects, incl. PCB £7.86
(See our list for Power Supplies for Mixers)

REVERBERATION UNIT (P.W. Nov./Dec. 72)

A high quality unit having microphone and line input pre-amps, and providing full control over reverberation level.
Component Set (excl. spring unit) £8.95
Printed Circuit Board £1.93
9 in. Spring Unit £5.95
Panel Meter (50µA) (optional) £5.20

WIND AND RAIN UNIT

A manually controlled unit for producing the above-named sounds.
Component set incl. PCB £3.59

GUITAR OVERDRIVE UNIT (P.E. Aug. 76)

Sophisticated, versatile Fuzz unit, including variable and switchable controls affecting the fuzz quality whilst retaining the attack and decay, and also providing filtering. Does not duplicate the effects from the Guitar Effects Pedal and can be used with it and with other electronic instruments.
Component set using dual slider pot £6.68
Component set using dual rotary pot £6.02
Printed circuit board £1.37

FUZZ UNIT

Simple Fuzz unit based upon P.E. 'Sound Design' circuit.
Component set incl. PCB £2.01

TREMOLO UNIT

Based upon P.E. 'Sound Design' circuit.
Component set incl. PCB £3.24

TREBLE BOOST UNIT (P.E. Apr. 76)

Gives a much shriller quality to audio signals fed through it. The depth of boost is manually adjustable.
Component Set incl. PCB £2.36

25 WATT MONO AMPLIFIER (P.E. Sept. 75)

A good general purpose integrated circuit power amplifier typically delivering 25 watts into 8 ohms. Power bandwidth 20Hz to 20kHz, 3dB, Input impedance 20kΩ. Distortion 0.2%. Suitable for use with any of our sound producing kits.
Component Set incl. power supply £15.09
Printed Circuit Board 95p
For stereo use two sets and PCBs are required.

DON'T FORGET VAT!

Add 12½% (or current rate if changed) to full total of goods, post and handling. (Does not apply to export orders).

P.E. MINISONIC MK I

(P.E. Nov. 1974 to March 1975)
A portable, battery or mains operated, miniature sound synthesiser, with keyboard circuits. Although having slightly fewer facilities than the large P.E. Synthesiser, the functions offered by this design give it great scope and versatility. Like the large Synthesiser it too may be advantageously used with other circuits in our lists.

Basic component set £42.71
Set of PCBs £7.71
Full details in our list.

P.E. MINISONIC MK 2

More sophisticated version of the MK 1.
Basic component set From £52.91
Set of PCBs £9.10
Full details in our list.

DISCOSTROBE (P.E. Nov. 76)

4-channel light-show controller giving a choice of sequential, random, or full strobe mode of operation.
Basic component set £17.62
Printed circuit board £2.85

ENVELOPE SHAPERS

Both of the kits below have manual control over their Attack, Decay, Sustain and Release functions. Both kits include PCB (VCA means Voltage Controlled Amplifier)
Envelope Shaper and VCA (P.E. Apr. 76) £6.51
Envelope Shaper (without VCA) (P.E. Oct. 75) £4.63

VOICE OPERATED FADER (P.E. Dec. 73)

For automatically reducing music volume during "talk-over"—particularly useful for Disco work or for home-movie shows.
Component Set incl. PCB £3.78

VOLTAGE CONTROLLED FILTER (P.E. Oct. 74)

An independently designed VCF that can be used with the P.E. Synthesiser.
Component Set £3.72
Printed Circuit Board £1.38

P.E. TUNING FORK (P.E. Nov. 75)

Produces 84 switch-selected frequency-accurate tones. An LED monitor clearly displays all beat note adjustments. Ideal for tuning acoustic and electronic musical instruments alike.
Main Component Set incl. PCB £14.94
Power Supply set incl. PCB £6.95

P.E. SYNCHRONOME (P.E. Mar. 76)

An accented-beat electronic metronome, providing duple, triple and quadruple times with full control over the beat rate. Can also be used as a simple drum-beat rhythm generator. Includes power supply.
Component Set incl. loudspeaker £10.95
Printed Circuit Board £1.70

PEAK LEVEL INDICATOR (P.E. Mar. 76)

A twin-channel visual display unit for monitoring the peak level of audio signals. Well suited for use when inter-coupling our many sound producing kits to help avoid signal over-loading.
Component Set incl. PCB (as published) £3.84

EXPORT ORDERS are welcome, though we advise that a current copy of our list should be obtained before ordering as it also shows Export postage rates. All payments must be cash-with-order, in Sterling and preferably by International Money Order or through an English Bank. To obtain list for Europe send 20p, for other countries send 40p.

PHONOSONICS • DEPT. PE52 • 22 HIGH STREET • SIDCUP • KENT DA14 6EH MAIL ORDER AND C.W.O. ONLY
SORRY BUT NO CALLERS PLEASE

OTHER PROJECTS

PHOTOGRAPHS in this advertisement show two of our units containing some of the P.E. projects built from our kits and PCBs. The cases were built by ourselves and are not for sale, though a small selection of other cases is available.



LIST—Send Stamped Addressed Envelope with all U.K. requests for free list giving fuller details of PCBs, kits, and other components.

OVERSEAS enquiries for list: Europe—send 20p; Other Countries—send 40p.

KEYBOARDS AND CONTACTS

Kimber-Allen Keyboards as required for many published circuits, including the P.E. Joanna, P.E. Minisonic, and P.E. Synthesiser. The manufacturers claim that these are the finest moulded plastic keyboards available. All octaves are C to C. The keys are plastic, spring-loaded and mounted on a robust aluminium frame. 3 Octave (37 notes) £24.85. 4 Oct (49 notes) £29.50. 5 Oct (61 notes) £34.50. **Contact Assemblies** for use with above keyboards: Single-pole change-over (type SP) as for P.E. Joanna and P.E. Minisonic. Two-pole normally open-make-break (type DP) as for P.E. Synthesiser. Special contact assembly (type APS) having 4 poles, 3 of which are normally-open make-break contacts and the fourth is a change-over contact—this special assembly enables THE SAME KEYBOARD to be used with the P.E. Synthesiser, P.E. Minisonic and the P.E. Joanna simultaneously thus avoiding the cost of more than one keyboard.

Contact	Each	3 Octave Set	4 Octave Set	5 Octave Set
SP	24p	£8.88	£11.76	£14.64
DP	27p	£9.99	£13.23	£16.47
APS	53p	£19.61	£25.97	£32.33

PRINTED CIRCUIT BOARDS for use with the above contacts and thus eliminating most of the inter-wiring required, are available. Details in our lists.

SOUND-TO-LIGHT (P.E. Apr./Aug. 71)

The ever-popular **Aurora**—4 or 8 channels each responding to a different sound frequency and controlling its own light. Can be used with most audio systems and lamp intensities. **A MUST** for any Disco, and a fascinating visual display for the home.

4 Channel Component Set (excl. thyristors)	£15.13
8 Channel Component Set (excl. thyristors)	£27.01
Power Supply Component Set	£5.95
PCB for 4 frequency channels	£3.65
PCB for power supply and 8 lamp drivers	£1.70
IA 400V thyristors (1 per chan. req.) each	75p
Panel meter (1μA) (optional)	£5.20

3-CHANNEL SOUND-TO-LIGHT (P.E. Apr. 76)

A simple but effective sound-to-light controller capable of operating 3 lamps each of approximately 700 watts. Includes power supply, thyristors, and by-pass switches. Component Set incl. PCB £11.59

BIOLOGICAL AMPLIFIER (P.E. Jan./Feb. 73)

Multifunction circuits that, with the use of other external equipment, can serve as lie-detector, alphaphone, cardiophone etc.

Pre-Amp Module Component Set incl. PCB	£4.19
Basic Output Circuits—combined component set with PCBs, for alphaphone, cardiophone, frequency meter and visual feed-back lamp-driver circuits	£6.37
Audio Amplifier Module Type PC7	£6.75

TAPE NOISE LIMITER

Very effective circuit for reducing the hiss found in most tape recordings. All kits include PCBs.

Standard Tolerance Set of Components	£2.88
Superior Tolerance Set of Components	£3.33
Regulated Power Supply (will drive 2 sets)	£4.69

SINE AND SQUARE WAVE GENERATOR (P.E. July 75)

Suitable for audio, digital, or general purpose. Controllable through 4 decade ranges 10Hz to 100kHz, switched attenuation through 10 ranges from 10V to 1mV peak-to-peak.

Component Set. While stocks last	£10.38
PCB for above components	£1.76
Power Supply	£6.25
PCB for Power Supply	£1.06

SEMI CONDUCTOR TESTER (P.E. Oct. 73)

Essential test equipment for the enterprising home constructor. While stocks last.

Set of resistors, capacitors, semiconductors, potentiometers, makaswitches and PCB	£9.11
Panel meter (500μA)	£4.99

P.E. MINIMIX 6 (P.E. Nov./Dec. 75)

Each of the 6 input channels has its own gain, volume and panning controls. The volume of the twin channel outputs are fully manually controllable, as are the headphone and pre-fade monitoring facilities. Twin VU meters provide visual display of channel audio levels. Ideal for use with effects and synthesiser kits. For details see our list. While stocks last.

8-INPUT MIXER

A simple mixer having 8 inputs each of which has a preset level control and which are combined into one output channel having a preset over-all level control and a master output volume control. Designed for intercoupling our various sound effects and synthesiser kits. Component set incl. PCB £3.95

TRANSISTORS

AC12B	20p
AC176	20p
BC107	14p
BC108	14p
BC109	14p
BC147	12p
BC148	12p
BC149	12p
BC157	13p
BC158	13p
BC159	13p
BC182L	12p
BC184	12p
BC187	25p
BC204	14p
BC209C	14p
BC212L	15p
BC213	15p
BC478	28p
BC479	22p
BD171	44p
BD131	22p
BD132	22p
BFY50	54p
BFY51	54p
BFY52	24p
BSY95A	22p
MH2955	110p
OC28	60p
OC71	17p
OC72	25p
OC84	25p
ORP12	66p
ZTX107	12p
ZTX108	12p
ZTX501	13p
ZTX503	15p
ZTX531	23p
ZTX533	13p
2N706	13p
2N914	22p
2N1304	22p
2N139	22p
2N2905	35p
2N2905A	36p
2N2907	22p
2N3053	18p
2N3054	66p
2N3055	48p
2N3702	12p
2N3703	12p
2N3704	12p
2N3819	35p
2N3820	64p
2N3823E	39p
2N4060	12p
2N5245	51p
2N5777	45p

INTEGRATED CIRTS.

709 T05	40p
709 B-pin DIL	48p
723 T05	95p
741 B-pin DIL	32p
748 T05	63p
748 B-pin DIL	63p
μA7805 T0220	205p
μA7808 T0220	205p
μA7812 T0220	205p
μA7815 T0220	205p
μA7818 T0220	205p
AY-1-0212	622p
AY-1-6721/6	188p
CA3046	80p
SG3402N	242p

PRICES ARE CORRECT AT TIME OF PRESS. E. & O.E. DELIVERY SUBJECT TO AVAILABILITY. PHONONICS

ENGINEERS

FREE



YOURSELF FOR A BETTER JOB WITH MORE PAY!

Do you want promotion, a better job, higher pay? "New opportunities" shows you how to get them through a low-cost, Home Study Course. There are no books to buy and you can pay as you learn.

This easy to follow GUIDE TO SUCCESS should be read by every ambitious engineer. Send for this helpful 44 page free book NOW! No obligation, nobody will call on you. It could be the best thing you ever did.

CHOOSE A BRAND NEW FUTURE HERE

CUT OUT THIS COUPON

Tick or state subject of interest. Post to address below.

ELECTRICAL & ELECTRONICS

- Practical Radio & Electronics (with kit)
- Electronic Engineering Certificate
- General Elect. Eng. Certificate
- C. & G. Elect. Installations
- Elect. Install. & Work
- C. & G. Elect. Technicians

Air Registration Board Certs.

- MAA/IMI Dip.
- CONSTRUCTIONAL**
- Heating Ventilating & Air Conditioning
- Architectural Draughtsmanship & Design
- L.I.O.B.
- Carpentry & Joinery
- Plumbing Technology
- General Building
- Painting & Decorating

RADIO & TELE-COMMUNICATIONS

- Colour TV Servicing
- C. & G. Telecoms. Technician's Cert.
- C. & G. Radio, TV & Electronics Mech. Cert.
- Radio & TV Engineering Course
- Radio, Servicing & Repairs
- Radio Amateur's Exam

- A.M.S.E. (Mech.)
- General Mech. Eng.
- Inst. Engineers & Technicians
- Maintenance Engineering
- Welding

MANAGEMENT & PRODUCTION

- Computer Programming
- Inst. of Cost & Managements Accts.

AUTO & AERO

- Motor Mechanics
- C. & G. Motor V. Mechanics
- General Auto Engineering
- A.M.I.M.I.

DRAUGHTSMANSHIP & DESIGN

- General Draughtsmanship
- A.M.I.E.D.
- Electrical Draughtsmanship



G.C.E.

—58 'O' & 'A' Level Subjects
—over 10,000 Group Passes!

Aldermaston College

Dept. TPE 21, Reading RG7 4PF

also at our London Advisory Office, 4 Fore Street Avenue, Moorgate, London EC2Y 5EJ. Tel. 01-628 2721.

NAME (Block Capitals)

ADDRESS

Postcode

Other subjects of interest

Age

Accredited by C.A.C.C Member of A.B.C.C.

HOME OF BRITISH INSTITUTE OF ENGINEERING TECHNOLOGY

RETURN OF POST MAIL ORDER SERVICE

R.C.S. 10 WATT AMPLIFIER KIT



This kit is suitable for record players, tape play back, guitars, electronic instruments or small P.A. systems. Two versions are available. A mono kit or a stereo kit. The mono kit uses 13 semiconductors. The stereo kit uses 22 semiconductors with printed front panel and volume, bass and treble controls. Spec. 10W output into 8 ohms, 7W into 15 ohms. Response 20c/s to 30kc/s, input 100mV. high imp. Size 9 1/2" x 3 1/2" x 2 1/2".

Mono **£11.25** Stereo **£18** post kit 45p
Easy to build. Full instructions supplied.



ELAC 10 inch

Ribbed cone. Large ceramic magnet. 50-16,000 c/s. Bass resonance 55 c/s. 15 ohm impedance. 10W. **£4.50**

MAINS TRANSFORMERS

ALL POST 50p each.
250-0-250V 70mA, 6-3, 2A **£2.95**
250-0-250 80mA, 6-3V 3-5A, 6-3V 1A or 5V 2A **£4.60**
350-0-350 80mA, 6-3V 3-5A, 6-3V 1A or 5V 2A **£5.80**
300-0-300 120mA, 6-3V 4A C.T., 6-3V 2A **£7.00**
220V 45mA, 6-3V 2A **£1.75**
HEATER TRANS. 6-3V 3A, £1.45 1 amp. 80p
GENERAL PURPOSE LOW VOLTAGE.
Tapped outputs at 2A 3, 4, 5, 6, 8, 9, 10, 12, 15, 18, 24 and 30V **£4.60**
1A 6, 8, 10, 12, 16, 18, 20, 24, 30, 36, 40, 48, 60 **£4.60**
2A 6, 8, 10, 12, 16, 18, 20, 24, 30, 36, 40, 48, 60 **£7.00**
3A, 6, 8, 10, 12, 16, 18, 20, 24, 30, 36, 40, 48, 60 **£9.70**
5A, 6, 8, 10, 12, 16, 18, 20, 24, 30, 36, 40, 48, 60 **£11.25**
6, 8, 10, 16V 1A **£2.** 6-0-6V 500mA **£1.** 9V 1A **£1.12**
12V 300mA **£1.** 12V 500mA **£1.** 12V 750mA **£1.**
40V 2A tapped 10V or 30V **£2.95.** 20V 3A **£2.**
40V 2A **£2.95.** 30V 5A **£4.** 34V 2A c.t. **£3.75.**
20-0-20V 1A **£2.** 30V 1A **£1.75.** 20V 1A **£1.80.**
60V, 40V, 20V or 20-0-20V. 1A **£3.50.**
AUTO TRANSFORMERS. 115V to 230V or 230V to 115V 150W **£5.** 250W **£6.** 400W **£7.** 500W **£8.**
CHARGER TRANSFORMERS. Input 200/250V for 6 or 12V 1A. 7-5, 4A **£4.60.**
FULL WAVE BRIDGE CHARGER RECTIFIERS: 6 or 12V outputs 1 1/4 40p; 2A 55p; 4A 85p.
R.C.S. STABILISED POWER PACK KIT
All parts including printed circuit and instructions to build this unit. Voltages available: 6V, 7.5V, 9V, 12V. Up to 100mA output. **£2.95** Post 45p.
Please state voltage required.

R.C.S. STEREO FM TUNER



This completely cased mains powered Hi-Fi Tuner with brushed aluminium fascia is British made using the latest circuitry. Bargain. Post 45p
Kuba Stereo Tuner/Amplifier Chassis. Brand new **£32.50.**

BARGAIN 3W AMPLIFIER. 4 Transistor Push-Pull Ready built with volume, treble and bass control. 18 volt battery operated. **£3.95**

WAFER HEATING ELEMENTS

Size 10 1/2" x 8 1/2" x 1/4". Operating voltage 200/250V a.c. 250W approx. Suitable for Heating Pads, Food Warmers, Convector Heaters, etc. Must be clamped between two sheets of metal or asbestos.
ONLY 40p EACH (FOUR FOR £1.50)
ALL POST PAID—Discounts for quantity.

E.M.I. 13 1/2" x 8in SPEAKER SALE!

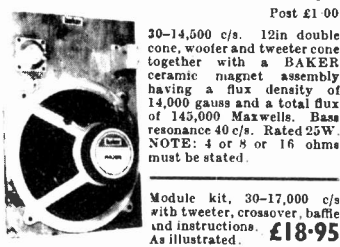
With tweeter. And crossover. 10W. **£5.95**
State 2 or 8 ohm. Post 45p. As illustrated.

15W model £8.50
8 or 15 ohms. Post 65p

20W model £9.50
8 or 15 ohms. Post 65p



BAKER MAJOR 12 £14.95



30-14,500 c/s. 12in double cone, woofer and tweeter cone together with a BAKER ceramic magnet assembly having a flux density of 14,000 gauss and a total flux of 145,000 Maxwells. Bass resonance 40 c/s. Rated 25W. NOTE: 4 or 8 or 16 ohms must be stated.

Module kit, 30-17,000 c/s with tweeter, crossover, baffle and instructions. **£18.95** As illustrated. Post £1.60

"BIG SOUND" BAKER SPEAKERS

Robustly constructed to stand up to long periods of electronic power. As used by leading groups and discos. Useful response 30-13,000 c/s. Bass Resonance 55 c/s.
GROUP "25" **£11.95**
12in 30W 4, 8 or 16 ohms. Post £1
GROUP "35" **£13.95**
12in 40W 4, 8 or 16 ohms. Post £1
GROUP 50/12in **£20.95**
60W 8 or 16 ohms with aluminium presence dome. Post £1.60
GROUP "50" **£24.95**
15in 75W 8 or 16 ohms. Post £1.60

Disco, Group + PA Cabinets in stock. Send for Leaflet. Cabinet Fittings, Handles, Corners, Feet, Covering Material all in stock.

BAKER 150 WATT ALL PURPOSE TRANSISTOR MIXER AMPLIFIER

Ideal for Groups, Disco, P.A. and Musical Instruments. 4 inputs speech and music. 4 way mixing. Output 4/8/16 ohm. a.c. Mains Separate treble and bass controls. **£68** Carr. £1.50
50 watt model **£49.**

NEW 'DISCO 100 WATT' ALL TRANSISTOR AMPLIFIER CHASSIS

2 inputs. 4 outputs separate volume treble and bass controls. Ideal disco or slave amplifier chassis. **£52** Carr. £1. Black carrying cabinet available **£9.**

PW SOUND TO LIGHT DISPLAY

Complete kit of parts with R.C.S. printed circuit. Three 1,000W channels. As featured in Practical Wireless. **£12.50** CABINET extra **£3.**

GOODMANS CONE TWEETER

18,000 c/s. 25W 8 ohm. Price **£3.25**
E.M.I. 5in. mid range 25W **£4.95.**
E.M.I. 13 x 8 in. 25W Bass Unit **£8.50**

R.C.S. 100 WATT VALVE AMPLIFIER CHASSIS



Professional model. Four inputs. Treble, Bass, Master Volume Controls. Ideal disco, P.A. or groups. **£85**
S.A.E. for details. 5 speaker outputs. 3 or 8 or 15 ohm. 100V line to order. plus £2.50 carr. Suitable carrying case **£16.50.**

E.M.I. GRAM MOTOR

120V or 240V a.c. 2,400 r.p.m. 2-pole 70mA. Size 2 1/2" x 2 1/2". Post 30p

E.M.I. TAPE MOTOR

4 pole, 240V a.c. 185 mA 1,400 r.p.m. Spindle 3/4 in dia. 75V version **£1.** (Illustrated). Size 3 1/2" x 2 1/2". Post 30p

COLLARO GRAM MOTOR 120V GEAR BOX 25:1 95p.

PHILIPS GRAM MOTOR 6 VOLT A.C. **£1.50**

BSR HI-FI AUTOCHANGER

Plays 12in, 10in or 7in records Auto or Manual. A high quality unit backed by BSR reliability with 12 months' guarantee. A.c. 200/250V. Size 13 1/2" x 13 1/2". Above motor board 3 1/2". Below motor board 2 1/2". With STEREO/MONO CARTRIDGE. **£11.95**
Single Player version **£13.50.** All Post 75p
GARRARD AUTOCHANGER Model 6300 **£14.95**
GARRARD MINICHANGER Size 12 x 8in **£8.95**

PORTABLE PLAYER CABINET £4.50

Modern design. Size 16in x 15in x 7in. Chrome covered. Large front grille. Hinged lid. Chrome fittings. Motor board cut for Garrard or BSR deck. Post 50p.



R.C.S. DISCO DECK SINGLE RECORD PLAYER

Fitted with auto stop, stereo/compat. cartridge. Baseplate. Size 11in x 8 1/2in. Turntable. Size 7in diameter. A.c. mains. 250/250V. 3 speeds plays all size records. **£6.95** Post 45p
Two for **£13.** Post 75p.

HEAVY METAL PLINTHS

With P.V.C. Cover. Cut out for most B.S.R. or Garrard decks. Silver grey finish. Model "A". Size 12 1/2" x 14 1/2" x 7 1/2". Post 75p.
Model "B". Size 16 x 13 1/2" x 7in. **£7.50.** Extra Large Plinth and Cover. Size 20 x 17 1/2" x 9in. Callers only **£18.50.**


TINTED PLASTIC COVERS ONLY

Sizes: 'A'—14 1/2in x 12 1/2in x 4 1/2in. **£2.50.** 'B'—20 1/2in x 12 1/2in x 4 1/2in. **£3.** 'C'—17 1/2in x 13 1/2in x 3 1/2in. **£3.25.** 'D'—16 1/2in x 14in x 4in. **£3.50.** 'E'—14 1/2in x 14 1/2in x 4 1/2in. **£3.50.** Ideal for record decks, tape decks, etc. Post 75p.

BAKER HI-FI SPEAKERS HIGH QUALITY—BRITISH MADE SUPERB


12in 25 watts

A high quality loudspeaker, its remarkable low cone resonance ensures clear reproduction of the deepest bass. Fitted with a special copper drive and concentric tweeter cone resulting in full range reproduction with remarkable efficiency in the upper register. Bass Resonance 25 c/s Flux Density 16,500 gauss Useful response 20-17,000 c/s 8 or 16 ohms models. **£21.95** Post £1.60



AUDITORIUM 12in 35 watts

A full range reproducer for high power. Electric Guitars, public address, multi-speaker systems, electric organs. Ideal for Hi-Fi and Discobques. Bass Resonance 35 c/s Flux Density 15,000 gauss Useful response 25-16,000 c/s 8 or 16 ohms models. **£20.95** Post £1.60
15in model 45 watts **£24.95.** Post £1.60



BLANK ALUMINIUM CHASSIS: 18 s.w.g. 2 1/2in sides, 6in x 4in, 70p; 8in x 6in, 80p; 10in x 7in, £1.15; 14in x 9in, £1.50; 16in x 9in, £1.45; 12in x 3in, 87p; 16in x 10in, £1.70; 12in x 8in, £1.35.

ALUMINIUM PANELS: 18 s.w.g. 6in x 4in, 15p; 8in x 6in, 25p; 10in x 7in, 30p; 12in x 5in, 30p; 12in x 8in, 40p; 16in x 6in, 45p; 14in x 9in, 50p; 12in x 12in, 55p; 16in x 10in, 75p.

ALUMINIUM ANGLE BRACKET, 6in x 3 1/2in x 2 1/2in, 15p. ALUMINIUM BOXES, MANY SIZES IN STOCK.

RADIO COMPONENT SPECIALISTS

Minimum post 30p. Access and Barclaycard Welcome. Radio Books and Components Lists 10p. Rail Selhurst. Tel. 01-684 1665

MICROPROCESSORS

How much invention is the result of directed endeavour; how much on the other hand is the result of some happy chance discovery? One thing we do know is that serendipity has figured significantly in the semiconductor story.

Remember how the transistor came about? Recall the development of the integrated circuit—a “reverse” development, from factory to lab—suggested by the technique involved in the bulk manufacture of discrete transistors. Now the microprocessor, invented by Intel in answer to a calculator manufacturer’s request for a single LSI chip suitable for a whole range of different calculators.

The wider significance of this invention is now clear to see. The microprocessor has introduced an alternative approach to conventional logic design, based on a chip infinitely variable in arithmetic and control operations, and amenable to instructions.

That first microprocessor came about as the result of a determined investigation into a particular problem, but serendipity really comes into the picture again, as the consequential advantages of this new device—way outside the application which was the cause of its creation—were recognised. It has now become the intelligent centre of all manner of electronic control and computing systems. The sometime lavish-sounding claims made on its behalf are now seen to be credible, as the microprocessor finds its way into industrial, scientific and even domestic equipments.

Amateurs have naturally been keen, albeit complexed, sideline observers of the rapid developments in the microprocessor field. For most of them the relevance of microprocessors to their hobby is still represented by a big question mark.

One thing at least soon became clear, to professionals no less than to amateurs. This was not going to be an easy comfortable transition, like from discrete to i.c.s. Even the trauma of changing from valves to transistors would in no way equal the radical changes in the approach to circuit design that the microprocessor would bring about. For another discipline comes into play, as the keyboard takes over from the soldering iron as the most important implement during development work. The user of microprocessors must get on familiar terms with computer programming: with the peculiar language or jargon, as well as with the techniques which have to be learnt and practised. Peripherals have to be taken into account—more especially if one is interested in building a stand-alone minicomputer—and these are generally expensive pieces of apparatus.

And yet computing, as an end in itself, is not the only aspect of microprocessors that will interest the constructor. Microprocessors will also be used in “dedicated” functions. In such roles these devices are really to be seen as extra-powerful building blocks. The scope of amateur built equipment will expand to enormous proportions with the use of such dedicated microprocessors.

As Mr. Coles says in his opening article, no one should ignore microprocessors. This without doubt is the message of the moment. Whether a “chance” invention or not, the coming of the microprocessor is an event equalled only by the discovery of the transistor.

F.E.B.

Editor
F. E. BENNETT

Editorial
G. C. ARNOLD *Assistant Editor*
D. BARRINGTON *Production Editor*
G. GODBOLD *Technical Editor*
M. ABBOTT

Art Dept.
J. D. POUNTNEY *Art Editor*
D. J. GOODING
R. J. GOODMAN
K. A. WOODRUFF

Advertisement Manager
D. W. B. TILLEARD
Phone: 01-634 4504

P. J. MEW
Phone: 01-634 4181

C. R. BROWN *Classified*
Phone: 01-261 5762

Make-up and Copy Dept.
Phone: 01-634 4372

Editorial & Advertising Offices:
Fleetway House, Farringdon St.
London EC4A 4AD
Phone: *Editorial* 01-634 4452
Advertisements 01-634 4504

Part 1

pH METER

By K. E. LANGFORD



ORIGINALLY a research laboratory curiosity, pH determination has now become one of the more important measurements needed by industry, technology, agriculture and medicine.

The pH value of a substance is a measure of its acidity, and is therefore dependent upon the concentration of Hydrogen ions present. The symbol for this concentration is $[H^+]$, and the units are grams per litre. To convert this Hydrogen ion concentration figure to a pH value, it must be expressed as an exponent of ten (as a common logarithm), but with the exponent polarity reversed. It was the Swedish scientist Sorensen who devised this scale, and decided how the pH value should be arrived at, and this theory will be expanded later.

No modern electroplating plant could function without rigid pH control of its various electrolytes. Similarly, effluent treatment plant has pH controllers and recorders monitoring most steps in the purification cycle. Food preparation and brewing both rely heavily on tight control of acidity for successful functioning of the various fermentation stages upon which they depend. In medicine, blood pH measurements are sometimes used as an index of the respiratory state during surgery, while another clinical application is a check on the acid properties of certain body fluids. Special equipment and techniques are called for in these latter applications.

Determination of soil pH is a vital necessity, particularly where intensive agriculture methods are applied, since most crops have a definite narrow band over which optimum growth rate occurs. A deviation of soil pH by four units either side of neutrality would result in the extinction of almost all plant life, though needless to say this deviation is unlikely to occur.

Until recently the amateur has regarded pH measurement, apart from the use of colourimetric test sets, as being for the professional laboratory only. This has been partly due to the expense of such equipment, and

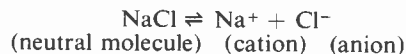
partly because facts about electrometric pH methods are only given in the more serious text books. However, there is no reason why anyone with a modicum of skill and plenty of patience should not be able to construct this device, and make accurate pH measurements, and voltage readings in the range zero to two volts.

THEORY

Many chemicals readily dissolve in water, producing a solution that conducts electricity. These chemicals have the property of splitting up, usually into two separately charged entities called ions. This ionization takes place when the solvent has a high dielectric constant, and can therefore separate and support unlike charges. Pure water is a poor conductor and so serves as a dielectric.

Two types of ion are produced: One is called the *cation* which is derived from the metallic part of the molecule and possesses a positive charge, and the other is called the *anion*, non-metallic in origin and negatively charged.

Common salt, sodium chloride ($NaCl$) splits up exactly as described.



The double arrows in the equation indicate that the splitting up may not be complete, such that only a percentage of the salt is ionized. The amount will depend on certain physical conditions like the strength of solution, temperature, and type of salt. The unionized portion is assumed to consist of neutral molecules. Note how plus and minus signs are used to indicate the ion charges.

ACIDS AND ALKALIS

All acids produce Hydrogen ions H^+ , and all alkalis produce Hydroxyl ions OH^- . This is in fact the modern definition of these substances.

Sulphuric acid (H_2SO_4) ionizes:



A two-part article explaining an electronic method of pH determination; a field of interest to gardeners, aquarium owners, chemists, home brewers and students.

An instrument is described which will not only measure pH accurately, but make very high impedance voltage readings up to two volts.

PART ONE

‡ Some basic theory of acids and alkalis, and electrometric detection techniques

PART TWO (next month)

‡ Complete design and construction details of a pH meter

‡ Standardising and using the instrument

Since each Hydrogen ion H^+ can carry one positive charge only, and each H_2SO_4 molecule is *electrically neutral*, the sulphate ion must have two negative charges SO_4^{--} .

The anion can be either a non-metallic element or, as in this case, a radical. A radical is a fundamental group of atoms such as sulphate (SO_4), nitrate (NO_3), phosphate (PO_4) and carbonate (CO_3), that behave as individual entities and remain unchanged by most chemical reactions.

The alkali caustic soda (NaOH) ionizes:



This being an alkali molecule will produce a Hydroxyl ion OH^- , whereas the sulphuric acid molecule produced two Hydrogen ions $2H^+$. Note that Hydroxyl ions OH^- are in fact radicals.

WATER

Solutions which conduct electricity more readily (electrolytes) are those in which the percentage ionization is high, sometimes as much as 100 per cent. Such electrolytes include sulphuric, hydrochloric and nitric acids, and alkalis like caustic soda, caustic potash, ammonia and calcium hydroxide.

Water is a special case because it only slightly ionizes, and gives rise to both Hydrogen and Hydroxyl ions. The *product* of Hydrogen and Hydroxyl ions in pure water at 25°C has been found to be 10^{-14} grams per litre. This accounts for the very small but definite conductivity of even the purest water. Tap-water however, is generally a good conductor.

Therefore:

$$[H^+] \times [OH^-] = 10^{-14} \text{ g/l} \quad (1)$$

Also since water is electrically neutral, $[H^+]$ must equal $[OH^-]$. Making this substitution, equation (1) becomes:

$$[H^+] \times [H^+] = [H^+]^2 = 10^{-14} \quad (2)$$

Therefore:

$$[H^+] = \sqrt{10^{-14}} = 10^{-7} \quad (3)$$

The Hydrogen ion concentration of pure water is 10^{-7} g/l.

THE pH SCALE

In 1922 Sorensen suggested taking the exponent of ten with the sign changed to + and using this to form a scale up to fourteen (at 25°C). This would give

neutrality at pH 7 (based on water), so that equation (3) becomes:

$$[H^+] = 10^{-7} \text{ or } pH + 7$$

Neutrality here refers to the balance between Hydrogen ions and Hydroxyl ions. At pH 7 both types of ion are present in equal quantities.


Were it not for the exponent reversal, the pH value would simply be the logarithm to base ten of the $[H^+]$ value.

However, the mathematical translation is now:

$$pH = \log_{10} \frac{1}{[H^+]}$$

$$\text{and } [H^+] = 10^{-pH}$$

The "ionic product of water" ($[H^+] \times [OH^-]$) that Sorensen used to fix the length of the pH scale, depends upon temperature, and varies from about 14.9 at 0°C to 13.0 at 60°C. This complicates pH measurement considerably, causing variation even at pH 7. As a consequence, the scale of any pH meter will be correct only at the temperature at which it was calibrated.



Note that with the pH scale, increasing acidity is shown by a lower pH, and increasing alkalinity is shown by a higher pH. Also, halving the pH does not double the $[H^+]$, but increases it ten times. A reading of zero pH (for 25°C) will be a Hydrogen ion concentration of one gram per litre, and concentrations in excess of this would indeed give a negative pH value. Finally, the letters pH are an abbreviation of *exponent of Hydrogen ion concentration*.

CONCEPT OF POTENTIAL

All that is needed to measure pH then, is a method of counting the number of Hydrogen ions in a solution.

Consider a metallic electrode immersed in a solution containing its own ions, such as copper in copper sulphate, or zinc in zinc chloride. The metal will have a tendency to enter the solution by forming further metal ions. This tendency is called the Electrolytic Solution Pressure (E.S.P.) and is greater for some metals than others. This ion formation is opposed by the Osmotic Pressure (O.P.) which tends to do the reverse; depositing ions from the solution onto the metal electrode. If E.S.P. is greater than O.P. the electrode metal will release some positive ions, leaving behind a negative charge on the electrode. Conversely, if O.P. is greater than E.S.P., positive metal ions deposit themselves on the electrode, which then accumulates a positive charge. When E.S.P. is equal to O.P. a state of balance exists.

The imbalance is precisely what happens in a primary cell, where an electrode of each type described is immersed in the same electrolyte. The external circuit (the load) is the path through which electrons from the negative electrode return to the electron-starved positive electrode, constituting the electric current.

The most important factor influencing E.S.P. is the concentration of metal ions in the liquid. Also, $E.S.P. \propto [M^+]$, where M is the metal from which the electrode is constructed, and M^+ is the ion quantity produced from M by loss of electrons.

ELECTRODES

Obviously probes are needed for the pH meter, and one type is the Hydrogen electrode. If E.S.P. is proportional to $[M^+]$ with a metal electrode, then E.S.P. is proportional to $[H^+]$ with a Hydrogen electrode. Unfortunately Hydrogen is a gas! However, there are metals such as platinum and palladium, that possess the property of adsorbing Hydrogen gas on their surfaces and causing it to ionize. In this condition it will come into equilibrium with the quantity of Hydrogen ions present, in any aqueous solution in which it is placed.

The Hydrogen electrode effectively produced acquires a potential proportional to the $[H^+]$ or the pH of the liquid. Therefore, $E.S.P. \text{ (of Hydrogen electrode)} \propto \text{pH}$.

Although the Hydrogen electrode is feasible and forms the basis of all reference standards, it suffers from serious practical limitations both constructional and manipulative, so that it is only rarely used outside the research laboratory.

As a standard of potential however, the Hydrogen electrode immersed in a solution containing H^+ at a concentration of one gram per litre, is by convention assigned the value of zero volts. Values on either side of it receiving a plus or minus sign. This is the origin of the electrochemical series.

A voltaic cell presupposes two electrodes immersed in a suitable electrolyte *between* which a potential difference is developed. To find the E.S.P. the same need arises; to combine the detecting electrode (in this case Hydrogen) with another to form a complete cell, the potential difference of which can be measured. Also, if E.S.P. varies with pH, the second electrode must give an independent fixed potential to avoid a second variable. A standard reference potential is therefore chosen as the second half of the complete cell. Each electrode is often called a half cell, and the one providing the fixed potential, a standard half cell.

The most commonly used reference electrode is the calomel half cell, a modern form of which is shown in Fig. 1. The potassium chloride solution which functions as the electrolyte, is sometimes called the *salt bridge*. This dates back to when two separate electrodes were electrically connected by means of an inverted U tube containing potassium chloride, which bridged the two electrodes and so completed the circuit.

This particular salt is comparatively inexpensive, easily purified by recrystallisation, is a good conductor, and possesses ions which travel at similar velocities. This final advantage ensures that junction potentials at each end of the bridge are virtually eliminated. Originally the saturated salt solution linked the two electrodes, whereas in pH measurement the sample to be tested will link the two half cells, forming a complete cell whose voltage can be measured. The standard half cell still contains a salt bridge, but electrical continuity to the sample in which it is placed, is effected by a porous plug situated at the bottom of the electrode. This allows slow diffusion (about 3cc/day) of electrolyte, thus maintaining exterior electrical continuity.

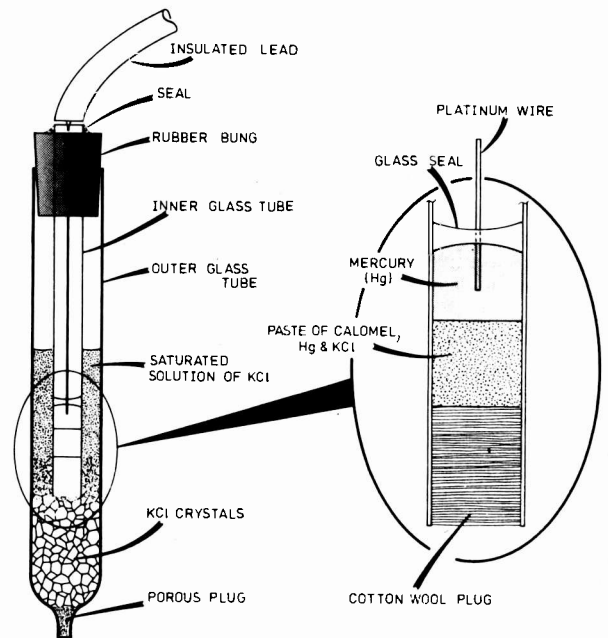


Fig. 1. Calomel half cell

Although the Hydrogen electrode was considered impractical, it does, when combined with a calomel half cell, enable pH measurements to be carried out with comparatively simple circuitry.

THE GLASS ELECTRODE

There is, however, one electrode which is sensitive to Hydrogen ions, is unaffected by most chemical compounds, is more manageable and easily made commercially, and gives a rapid response to changes in $[H^+]$. This is the glass electrode, and its construction is shown in Fig. 2.

Glass is generally considered to be an insulator, but since conductivity is a relative thing, it will be no surprise to discover that a glass electrode may have a resistance from 50 to 1,000M Ω , depending upon the type and temperature.

The electrode is constructed from a special glass with properties selected to enable it to function over as wide a pH range as possible (ordinary glass is attacked by strong alkalis at pH greater than ten), to possess a comparatively low internal resistance, and to respond rapidly to changes in pH. It usually consists of a Pyrex glass tube to which a special glass disc is attached at one end by partial fusion. The disc is then blown out into a small bulb of very thin wall, hence its fragility. After fabrication the electrode is annealed to reduce stresses which affect the "asymmetric potential".

To make electrical contact with the inner glass surface, since the pH-dependent voltage is developed between the inner and outer surfaces, a small volume of dilute hydrochloric acid or buffer solution is introduced into the bulb. Into this liquid dips a silver wire, the immersed end of which is electrically coated with

silver chloride (AgCl). This inner combination actually forms another electrode, but since its potential is constant and unaffected by external conditions, it plays no part in pH determination provided temperature is kept constant. At the opposite end of the Pyrex tube is an insulated cap, inside which the silver wire is soldered to a flexible coaxial connecting lead. The other end of the lead has a suitable termination for connection to the meter unit.

The glass electrode is considered to function as a kind of ion exchange membrane, in which Hydrogen ions in the liquid under test exchange with calcium, lithium, barium or other ions within the lattice structure of the glass. This phenomenon, which is not completely understood, gives rise to the potential difference across the glass membrane.

A glass electrode in combination with a calomel or other reference electrode and connected by a salt bridge, functions as a rather sophisticated primary cell, the potential difference of which depends upon two factors: (a) the reference potential, and (b) the potential developed by the glass electrode.

Assuming all controllable variables are kept constant, the potential difference across the electrode combination is proportional to the pH of the liquid in which the glass electrode is placed.

Nernst, a German electrochemist, derived an equation involving calculus which enabled E.S.P. to be calculated, and it is known from this equation that the E.S.P. of an electrode (usually expressed in millivolts), is a linear function of the ion concentration, except perhaps at the extreme ends of the pH scale. With the potential difference of our electrodes being a linear relationship to $[H^+]$, the only remaining problem is how to measure this potential with a source resistance of, say, 100M Ω . The internal resistance of the calomel half cell is ignored since it falls within the Kilo-ohm range. The potential across the cell is about one volt, so the available current will be in the region of ten nano-amperes.

If we require the results to be within one per cent, we need a voltmeter with a resistance of 10,000M Ω or greater. Few other measurements of potential except perhaps flame conduction, call for input resistances of such magnitude.

MEASURING POTENTIAL

Two distinct methods of measuring the potential developed by the glass-calomel electrode combination have been used in commercial meters. One method first amplifies the signal, then compares it with a standard potential from a Weston cell, or a secondary standard lead acid accumulator which has been itself standardised from the Weston cell. The comparison is made using the Poggendorf Potentiometer, incorporating a galvanometer as a null point detector. The circuit is essentially simple, and free from scale errors often associated with direct reading voltmeters. For routine pH measurements it has the disadvantage that pH changes cannot readily be followed, since a fresh null point must be found after any change in $[H^+]$. It was used in the earliest pH meters, and is still used where results of the highest accuracy are needed as opposed to rapid routine measurements.

The alternative method gives rise to the direct reading pH meter, and is in effect a d.c. voltmeter with a very high input resistance. In view of the minute current available, the signal must be amplified before it can give a reading, even on a micro-ammeter. The first stage of the amplifier for both types of pH meter

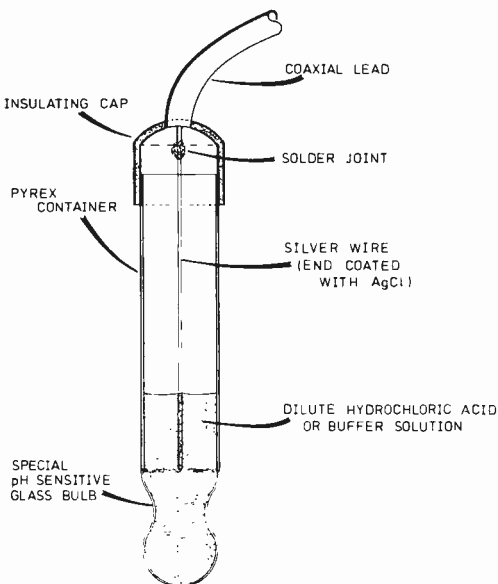


Fig. 2. Glass electrode

is a valve acting as an impedance converter giving an output of a few micro-amps, and a voltage gain of slightly less than unity. For the direct reading meter this output current is further amplified, so that the resulting current can actuate a micro-ammeter which may be calibrated in pH units.

ELECTROMETER VALVE

For this particular application the electrometer valve still has much to offer, in the way of low noise and high input resistance. This valve is of rather special construction, and its peculiarities are that the cathode is directly heated with d.c., it requires a very low anode voltage, it is under-run by comparison with other types of valve, and the grid current is extremely low.

The exterior of the glass envelope is silicone coated to prevent condensation, and maintain a high surface resistance. As a consequence of this, THE VALVE MUST NEVER BE HANDLED WITH THE FINGERS; TWEEZERS SHOULD BE USED, and no insulation or sleeving must be placed on the grid lead.

By dispensing with the valve base, leakage via plastics insulation is avoided, while under-running the valve reduces ionization of any residual gas in the

COMPONENTS...

Resistors

- R1 220 Ω (V)
- R2 100k Ω (V)
- R3 1k Ω (V)
- R4 10k Ω
- R5 10k Ω
- R6 56k Ω
- R7 130k Ω + 10k Ω in series
- R8-12 (high stability) see text
- VR1 15k Ω wire-wound

Semiconductors

- TR1, TR2, OC140 or equivalent (2 off)

Valves

- V1 ME1404 (V)

Miscellaneous

- S1 1 pole 2 way nylon loaded or ceramic switch (see text).
- S2 2 pole 6 way rotary.
- S3 2 pole 3 way (from 2P 6W standard rotary switch). (V)
- ME1 100 μ A f.s.d. meter, 1k Ω resistance or less. Terminals to fit glass and reference electrodes. Earth terminal. Matrix board, 4BA and 6BA nuts and bolts.
- Suitable knobs. Perspex sheet, $\frac{1}{8}$ in. or $\frac{3}{32}$ in. thick (1.6mm-2.4mm).
- Metal box to give good screening. Prototype used 222mm \times 146mm \times 5.7mm die cast box.

(V) As valves become obsolete, they become difficult or impossible to replace. Therefore part two of this article will give details of an alternative f.e.t. input stage, which directly replaces the cheaper ME1404 with only a few modifications. Hence, components marked (V) should not be purchased if the f.e.t. version is to be constructed at the outset.

CONSTRUCTORS NOTE

The ME1404 is no longer available direct from Mullard Ltd, but can be obtained from the following distributors:

R. S. T. Valve Mail Order Company,
Cilmax House, Fallsbrook Road,
Streatham, London, SW16 6ED.

Black Bow Electronics Ltd,
Millbrook Road, Stover Trading Estate,
Yate, Bristol.

Farnell Electronic Components Ltd,
Canal Road, Leeds, LS12 2TU.

We recommend that due to the limited availability of the ME1404 electrometer valve, anyone intending to construct the pH meter should secure this device before purchasing any other item.

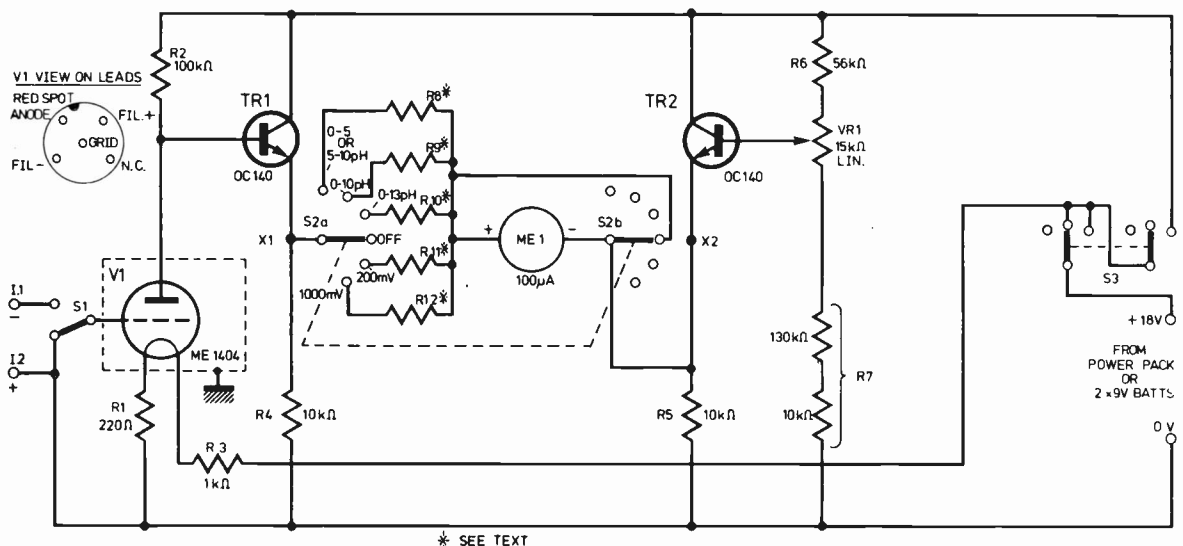


Fig. 3. Basic meter circuit using the Mullard electrometer valve

POWER PACK

Resistors

R1, R2 see text

Capacitors

C1 220 μ F 50V

Diodes

D1, D2 1N 914 (2 off)

D3 BZX61C 18V Zener (1 watt)

Miscellaneous

On/off panel switch (mains voltage).

Min mains transformer,
20-0-20 volts (50mA).

Mains indicator neon.

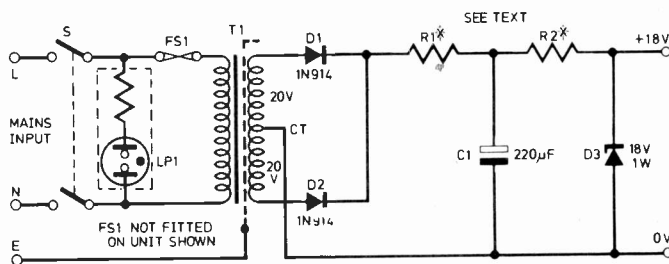


Fig. 4. Optional power pack

envelope, and maintains low grid current. Using d.c. to heat the cathode eliminates any noise or possible filament vibration.

THE pH METER UNIT

If the construction scheme is followed carefully, the resulting meter will be capable of measuring pH to 0.05 unit or better, but if corners are cut, accuracy will suffer. Because there is no ready way of knowing if a pH meter is reading correctly, as some meter deflection will result under almost any condition, accuracy must be built in if the user is to have confidence in the final results.

The basic meter circuit is given in Fig. 3. The valve is a Mullard ME1404 subminiature electrometer triode. The filament-cathode is fed at 1.2 to 1.3 volts, and passes a current of about 14mA. The line potential of 18 volts is dropped by R3, while R1 has a similar function, in addition to giving the grid a bias of minus 2 volts. The output voltage is developed across the load resistor R2 when V1 conducts. Note the very low anode voltage with this class of valve.

The arms of the bridge are formed by TR1 and TR2, together with R4 and R5. With S1 in the ZERO position there is a certain standing current in V1, and the bridge may be balanced by adjusting VR1. When balance is achieved there is no potential difference between points X1 and X2, and the meter reads zero. On applying a p.d. across the input points I1 and I2, and switching S1 to the READ position, the anode current changes, causing a corresponding change in anode potential and hence in bias to TR1. The change in current in TR1 upsets the bridge balance, giving meter deflection.

Within the limits of accuracy of this circuit and over the restricted range involved, the anode current is linear with respect to the grid current, so the meter reading bears a straight line relationship with the input from the electrodes. The micro-ammeter can be calibrated to read directly in pH units, or millivolts. All that is required is to select the correct values for resistors R8 to R12 on a multi-range version.


The circuit is uncomplicated, needing very few components, but some special points need clarification. Switch S1 is a two position selector and must be either ceramic or nylon loaded, and not a normal type with insulation of a lower order. The negative input terminal to which the glass electrode is connected must be

insulated from the case with Fluon, Perspex or polystyrene. All connections between the input, S1 and the grid of the valve must be made with stiff bare copper wire, insulation depending only on the air gap. These requirements preserve the high input resistance of the instrument on which its accuracy depends. Beyond the grid, no special precautions are necessary, normal good quality insulation and wiring being satisfactory. Detailed drawings of the construction of the unit will be given next month.

The transistors TR1 and TR2, which ideally could be a matched pair, are mounted together in a double holder (or two bolted together), to give thermal coupling. S3 calls for an ordinary two-pole, three-way rotary switch, but is wired to ensure that the valve filament is switched on before the anode. This is a requirement for electrometer valves which promotes stability during their life. A make-before-break switch is preferred.

The meter is driven from two 9 volt batteries in series, if the instrument is to be portable, or the power pack shown in Fig. 4 can be used. The power pack is recommended, as unnoticed inaccurate results may arise from failing batteries. The selection of values for R1 and R2 in the power supply will be described in Part 2 of the project.

Next Month: Constructional details, calibration, and f.e.t. alternative input stage. Also, suppliers of glass electrode and calomel half cells will be detailed



Constant Volume

INTERCOM

By R. A. Penfold



AMONG the most useful and popular of constructional projects for the electronics enthusiast is an intercom. Many designs for these have been published in the past, and in the author's experience these all suffer from one main shortcoming. This is the lack of any form of volume control.

This results in some users being barely audible over the system as they tend to talk too softly at too great a distance from the microphone. On the other hand, some people tend to talk unusually loudly into the microphone at very close quarters. This results in excessive volume and distortion at the receiving end of the system.

One way of overcoming all this would be to merely fit manual volume controls to the circuit, but a more satisfactory method would be to incorporate some form of automatic volume control (a.v.c.) in the system. It is on this concept that the intercom described in this article was designed.

THE CIRCUIT

The complete circuit diagram of the constant volume intercom is shown in Fig. 1. The input stage uses TR1, a dual gate MOSFET, in the common source configuration (the FET equivalent of the bipolar common emitter circuit). The use of a dual gate MOSFET here may seem a little unusual as these devices are usually only used in r.f. applications. However, these devices do operate satisfactorily in audio applications such as this, where the fact that they do not provide quite such a low noise level as JUGFET or bipolar devices is not too important.

Of course, the reason that a dual gate MOSFET is employed in the circuit is that it is ideal for circuits that use a.v.c. The device is biased in the usual way, with source bias resistor VR1 and gate bias resistor R1. C4 is the source bypass capacitor and R3 is the drain load resistor.

The gain of this stage is controlled by the voltage at the g2 terminal of TR1. Gain is at a maximum with this terminal held about 1 to 2 volts above the

COMPONENTS . . .

Resistors

R1	56 Ω	R6	4.7k Ω
R2	100k Ω	R7	220 Ω
R3	4.7k Ω	R8	390 Ω
R4	680 Ω	R9	120k Ω
R5	2.2M Ω	R10	12k Ω
All $\frac{1}{4}$ W carbon			

Potentiometers

VR1, 2 2.2k Ω horizontal preset (2 off)

Capacitors

C1	100 μ F 10V elect.	C7	100nF type C280
C2	2.2 μ F 10V elect.	C8	100 μ F 10V elect.
C3	100nF type C280	C9	100 μ F 10V elect.
C4	10 μ F 10V elect.	C10	2.2 μ F 10V elect.
C5	100 μ F 10V elect.	C11	100 μ F 10V elect.
C6	15nF type C280		

Semiconductors

IC1 LM380N
TR1 40673
TR2 BC108
D1 and D2 OA91 (2 off)

Switches

S1 D.P.D.T. (see text)
S2 S.P.S.T. miniature toggle
S3 Push to make, release to break type

Loudspeakers

LS1 and LS2 Miniature (50 to 65mm) 40 to 80 Ω

Miscellaneous

Two plastics cases, one about 150 \times 80 \times 50mm, and one about 115 \times 75 \times 36mm (Verobox type 65-2520J, and plastics box type PB1, both available from M.E.S.)

Connecting cable of three core sub-miniature mains lead

0.1in. matrix Veroboard and Veropins

14 pin d.i.l. i.c. holder for IC1

Speaker cloth or fret, grommets, wire, solder, etc.

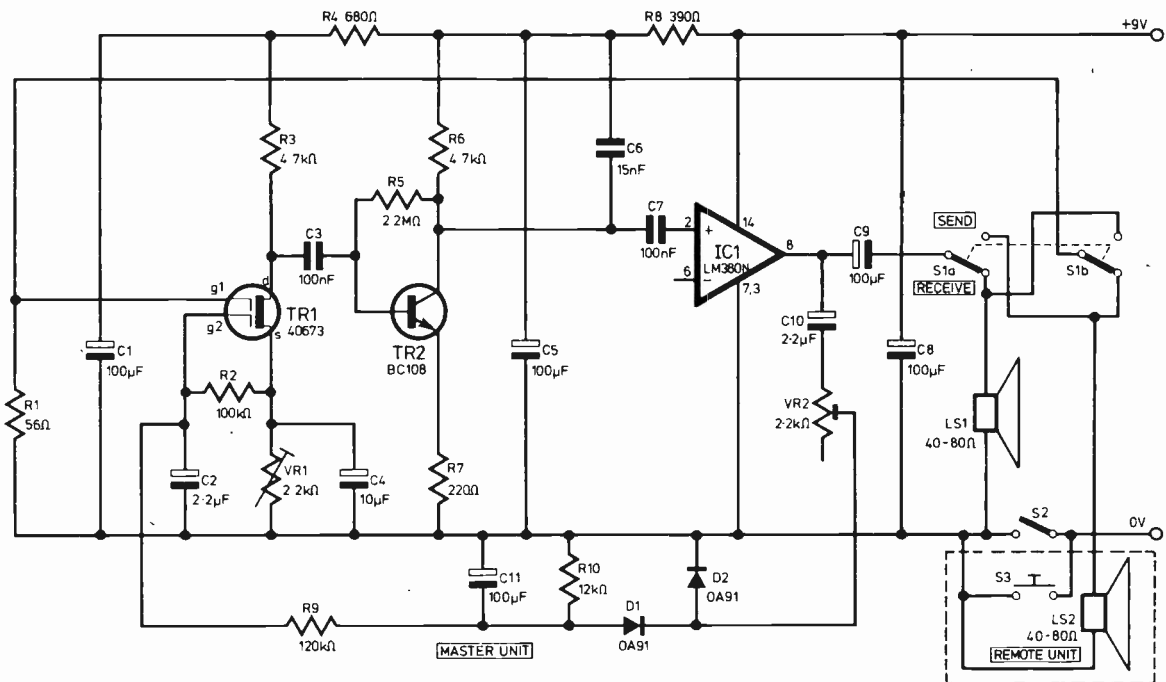


Fig. 1. Circuit diagram of the constant volume intercom

negative supply rail potential. Under quiescent conditions a bias voltage of approximately this level is obtained from TR1 source via R2. Reducing the g2 bias voltage results in a decrease in stage gain, and thus a simple a.v.c. action can be obtained by applying a negative a.v.c. bias to TR1 g2.

INPUT IMPEDANCE

As usual with this type of equipment, each speaker also doubles up as a sort of moving coil microphone. In order to obtain a good frequency response from these the amplifier must have a low input impedance, the actual value required being approximately equal to the impedance of the speakers used. Although FETs have extremely high input impedances, and are usually associated with high input impedance amplifiers, a low input impedance can be attained by simply using a low value gate bias resistor. The actual input impedance is approximately equal to the value given to this resistor. One advantage of this type of circuit is that there is no need to use a capacitor at the input, as there is no significant d.c. potential to block here.

TR2 is used in the common emitter mode, and is used to boost the output of TR1 to a level that will fully drive the output stage, even with only a fairly weak input at TR1 g1. This stage is quite conventional except for the unbypassed emitter resistor, R7. This introduces a degree of negative feedback to the circuit, and reduces the voltage gain of TR2 to the required level (about 26dB).

C6 filters out any r.f. signals that might be picked up in the connecting cable, and could otherwise break through to appear as an audio signal from the speaker. It also slightly reduces the upper frequency response of the circuit which results in an improved signal to noise ratio.

OUTPUT STAGE

An LM380 i.c. is used in the output stage, and when used in its most simple form, as it is here, the only discrete components that are needed to complete a practical amplifier are the input and output coupling capacitors. These are C7 and C9 respectively. An internal feedback network sets the gain of the i.c. at typically 50 times.


Although this is a 2 watt i.c., at the supply voltage and speaker impedance used here it is limited to an output power of about 100mW r.m.s. This is more than adequate for an intercom, and the quality of the output is quite good for this type of equipment.

A.V.C. ACTION

Some of the output signal of the LM380 is fed via C10 and VR2 to the rectification and smoothing network. C10 provides d.c. blocking and VR2 sets the level of compression. D1, D2, C11, R9 and C2 are the rectifying and smoothing network.

This network produces a negative bias at the g2 terminal of TR1, and the level of this bias is proportional to the amplifier's output signal amplitude. On strong signals a large bias voltage is developed, the gain greatly diminishing. Low level signals produce only a very small bias voltage which does not greatly affect the gain of TR1. Intermediate output amplitudes produce an intermediate bias level and circuit gain.

As a result of this the circuit has a low gain on strong signals, medium gain on average signals, and high gain on weak signals. This produces a level of volume from the intercom that is relatively constant over a wide range of input levels, and thus is very simple but effective.



Interior view of the master unit showing component board mounting position and wiring to the control switches and loud-speaker

This a.v.c. action has a quite fast attack time, but the decay time has purposely been made comparatively long (about 2 seconds). This is to avoid the undesirable effects of the a.v.c. bias falling away during the brief pauses that occur during normal speech. The decay time is set by the values given to C11 and R10.

SWITCHING

Normally S1 is left in the position shown in the circuit diagram, with the master unit set to receive any call from the remote unit. For the remote unit to call the master one, S3 is pressed while the operator talks into the microphone. Then anyone hearing the call at the master unit switches the unit on by closing S2. "Send/Receive" switching is then controlled at the master unit using S1.

The master station can call the remote one by S2 being closed, and the position of S1 being reversed (set to the "Send" position). The operator then

speaks into the microphone and talks through to the remote unit.

Ideally S1 would be a biased type so that it would automatically return to the "Receive" position when a conversation had been completed. Unfortunately, biased switches are not easily obtained, and it will probably be necessary to use an ordinary unbiased type. It is then essential that this switch is always manually returned to the receive position, as otherwise it will be impossible for the remote unit to call the main one.

As the circuit is extremely sensitive, it is important in the interest of good low frequency stability that the supply lines are well decoupled. This is the purpose of C1, C5, C8, R4 and R8.

COMPONENT PANEL

All the small components are mounted on a 0.1in pitch Veroboard panel. Details of this panel are shown in Fig. 2.

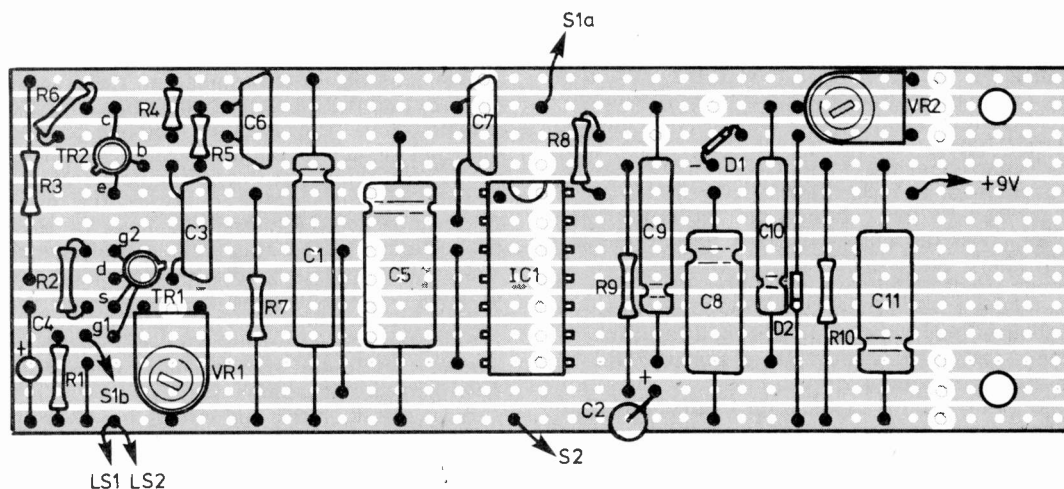


Fig. 2. Component layout and Veroboard cutting details

Physically small resistors and capacitors must be used if they are to fit into this very compact layout. Alternatively a slightly longer board could be used so that a slightly more spaced out layout can be adopted.

The mounting holes are drilled for 6BA clearance using a 3.2mm drill. Construction will be easier if the three link wires are soldered in before the other components. The LM380 is mounted in a 14-pin d.i.l. socket. 0.1in Veropins are used at the points where leads from the speakers, switches, etc. will eventually connect to the panel.

CASE

A plastics case measuring about 150 × 80 × 50mm is used for the master unit. An oblong 45 × 30mm cutout for the speaker is made towards the left hand side of the front panel using a fretsaw. A piece of speaker fret or cloth is glued in place behind the cutout, and then the speaker is carefully glued in place behind this. S1 and S2 are mounted to the

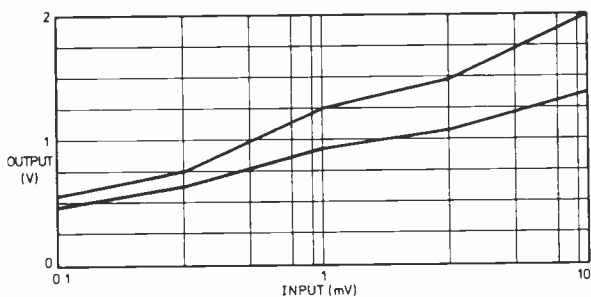


Fig. 3. Rough chart showing the compression given by two settings of VR2. (Input and output values are r.m.s., 1kHz sinewave)


right of the speaker. A hole for the connecting cable is cut in the right hand side of the case. Sub-miniature mains cable is ideal for use as the connecting cable. The panel is mounted on the base of the case using a couple of 13mm 6BA bolts, and it is advisable to space it a little way off the case using a few washers or short spacers, as otherwise there is a risk of the panel cracking as the mounting nuts are tightened.

REMOTE UNIT

This is built into a small plastics case measuring about 115 × 75 × 36mm, and uses much the same panel layout as the master unit, as can be seen from the photographs.

ADJUSTMENT

At the outset VR1 is set with its slider at about the centre of its track, and VR2 is adjusted for minimum resistance (fully anti-clockwise). With the units placed in different rooms so as to avoid acoustic feedback, turn the unit on. Connect a sensitive test meter set to read 10V f.s.d. across R3, and adjust VR1 for a reading of 4.5V. Adjusting VR1 in a clockwise direction results in an increased reading, and vice versa.



Components mounted on the circuit board

Set S1 to the "Receive" position and feed a fairly loud sound into the remote unit. If no helper is available to speak into the microphone and provide this test signal, an operating radio placed near the remote unit will do.

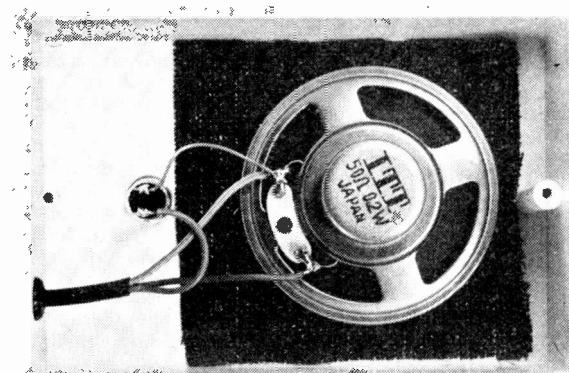
VOLUME


The volume from the master unit should be fairly low with VR2 set at minimum resistance, and adjusting it for increased resistance should result in an increase in the volume level. VR2 is set to the position that gives the most satisfactory volume. The greater the resistance VR2 inserts into circuit, the less effective will be the a.v.c. action. This can be seen from the rough chart shown in Fig. 3 which shows input versus output level at two settings of VR2. Also if it is set too high, there will be considerable distortion on strong signals. For this reason care must be taken not to adjust it for too high a level of resistance, and it is worthwhile experimenting a little with various settings in order to find the optimum one.

The unit has a fairly high background noise level, and this is partly due to the use of a MOSFET input stage, but is mainly because of the high sensitivity of the circuit. It should be found that when someone speaks into the microphone, the background noise level goes down as the a.v.c. action reduces the circuit gain.

On the prototype the a.g.c. action is highly effective, and talking anything between about 2m and 200mm away from the microphone produces a fairly constant output volume. ★

Interior view of the remote unit showing interwiring





BY FRANK W. HYDE

CLOSER INSPECTION OF THE SUN

The date of the Sun mission has been put back three times. The original plan was to launch in 1979 but this was later put back to 1981 and now to 1983. Any further delays would be limited to 1984 and possibly 1985. After that the mission would have to be shelved. From the scientific point of view this mission is an exciting one for this is an opportunity to study space away from the ecliptic.

First thoughts in this direction were made in 1974. It was last year that ESA (European Space Agency) and NASA (National Aeronautics and Space Administration) agreed that each should provide a spacecraft for the mission. Early studies were made with the idea that the highly successful *Pioneer 10* and *11* type of spacecraft with suitable modification would be used. However, as the responsibility for all deep space probes had been transferred by NASA from the Ames centre to the Jet Propulsion Laboratory a new situation arose. It was then agreed that ESA would build both spacecraft and during the design stage examine the possibility for a single craft project. The increased cost of the project would be shared by NASA.

THE MISSION

The basic mission would be two spacecraft launched toward Jupiter in 1983 by a four stage vehicle. The assembly would be taken to low Earth orbit by shuttle. The

gravitational field of Jupiter would then swing both spacecraft round so that one passed over the north pole of the Sun and the other over the south pole in October 1986. The northern craft would pass at a distance of 1.5 AU (AU is one astronomical unit and is equal to the mean distance between the Earth and the Sun: 93 million miles). The southern craft would pass over the pole at 1 AU.

FIRST TIME

For the first time information would be gathered from an area outside the ecliptic. The ecliptic is the plane in which all the planets rotate and within which all probes have so far travelled. The space characteristics outside this plane would be investigated. This is an area where there could be considerable differences between the activity in that region as compared with activity within the gravitational field of the ecliptic.

TOWARD THE OUTER PLANETS

Plans for 1977 missions called MJS (*Mariner*, Jupiter, Saturn) are scheduled for launch in August or September. These vehicles are spin stabilised and weigh about 1,600lb.

They will fly past Jupiter in 1979. The planet's gravitational field will accelerate them on to a rendezvous with the planet Saturn in 1981. The vehicles are a new design and take advantage of the previous techniques explored with *Mariner* and *Pioneer* spacecraft.

DIFFERENT APPROACH

Journeys to the outer planets require a different approach from that needed for the inner planets. For one thing the greater distance from the Sun involved means that solar cell techniques are not satisfactory. The size of the sails required to carry enough cells to achieve the power necessary would take up too much of the payload. The power supplies are therefore similar to those on *Pioneer 10* and *11*. These were isotope generators which have already been described in *Spacewatch*. In order to isolate them from the experiments and instruments on board they are carried on booms sticking out from the vehicle. These generators are called RTGs (Radio Isotope Generators) using Plutonium 238. The thermal heat is converted by thermocouples to electrical power.

Another departure for these vehicles is the use of spin rotation at four to five revolutions per minute with a radio antenna locked to the Earth. Thus the Sun is no longer needed for control. The precessing of the spin axis is achieved by firing attitude control adjusters to maintain Earth lock by the antenna.

Launch vehicles will be *Titan 111E/Centaurs*. These vehicles are similar to the launch vehicles for Mars but have an additional booster using solid propellant.

STUDY PROGRAMME

The programme for these two spacecraft will take them to Jupiter and Saturn on the first part of the journey. There will be studies of several of the satellites with a resolution of 1 kilometre. In the case of Io, the Jupiter satellite, the emission of the sodium radiation will be measured. The satellites of Saturn will also be surveyed.

The two cameras aboard each spacecraft will have lenses of 1,500 millimetres, and 200 millimetres focal length to provide a format of 800 lines with 800 pixels per line. The data from the cameras will be at the rate of 115,200 bits per second. With each pixel composed of 8 binary digits there will be a complete picture built up in 44.5 seconds. The data can be fed back to Earth at the 115,200 bits rate without an intermediate tape system. The transmission is via a 12 foot dish using a 26 watt transmitter. Storage is available if needed by tape with accommodation for 100 pictures. There will be 11 scientific experiments on each vehicle with a weight of 190lb. Three Plutonium generators will deliver 450 watts for power.

After the vehicles have studied the Saturn area in 1981 they may be sent on to Uranus as a target for 1985.


COMET INTERCEPT

In the period 1984 to 1986 the programme may include two fly-by vehicles to Saturn accompanied by a Saturn *Orbiter* probe. It could be that there will also be a detachable probe to go to Titan, a moon of Saturn known to have an atmosphere. By 1982 there is a possibility of a Jupiter mission with a sounding probe for study of the atmosphere by penetration by a vehicle. One event that also is a possibility in 1980 is the interception or fly-by of Encke's Comet. This would be a major step toward settling the controversial question of the structure of comets.

Stirling Sound

Q.V. MODULES

Power and quality cost less!
Special introductory offer
to save you £1.95



SS.1100 POWER AMP. Delivers 100 watts R.M.S. into 4 ohms using a 70 volt/2A supply. Input sensitivity: 500mV for full output. Response: 10Hz to 50kHz \pm 1dB. S/N ratio better than 75dB. Distortion at half power typically 0.1%. With heatsink mounting bracket. 5in \times 3 $\frac{1}{2}$ in \times 1 $\frac{1}{2}$ in.

£9.45*

Full size heatsink £1*


SS.370 A new heavy duty power supply unit to deliver 70 volts/2 amps. complete with mains transformer and low-volt outlet (P. & P. £1)

£12.50*

YOU PAY ONLY £21* FOR THE TWO TOGETHER

There is real power and reliability in this assembly. By buying them together you save nearly £2 on these already competitively priced units. IDEAL FOR DISCO, P.A. and such like applications. Send only £21 (plus £1 P. & P.) for SS.1100H (with full size heatsink) and Power Unit SS.370

MORE Q.V. MODULES FOR COST-CONSCIOUS CONSTRUCTORS



POWER AMPLIFIERS 3 TO 40 WATTS R.M.S.

SS.103 5 watt r.m.s. mono. I.C. with short circuit protection

£1.75

SS.103-3 Stereo version of above, using two I.C.s

£3.25

SS.105 5 watts r.m.s. into 4 ohms, using 12V

£2.25

SS.110 10 watts r.m.s. using 24V and 4 ohm load

£2.75

SS.120 20 watts r.m.s. into 4 ohms, using 34V

£3.25

SS.140 40 watts r.m.s. into 4 ohms, using 45V supply. Ideal small disco or P.A. unit

£3.95*

VAT on power units ordered with amplifiers SS.103-SS.120 becomes 12 $\frac{1}{2}$ %.

TONE CONTROLS/ PRE AMPS

SS.100 Active tone control. Stereo \pm 15dB on bass and on treble


£1.60

SS.101 Pre-amp for ceramic cartridges, etc. Stereo. Passive tone control details supplied

£1.60

SS.102 Stereo pre-amp for low output magnetic P.U.s. R.I.A.A. corrected

£2.65



UNIT ONE

Combined pre-amp with active tone-control circuits. \pm 15dB at 10kHz treble and 30Hz bass. Stereo Vol./balance/treble/bass. 200mV out for 50mV in. Takes 10-16V

£7.80

FM TUNING MODULES

SS.201 Front end tuner, slow geared drive, two gang. A.F.C. facility. Tunes 88-108MHz

£5.00

SS.202 I.F. amplifier. Metering and A.F.C. facilities


£2.65

SS.203 Stereo Decoder for use with the above or other FM mono tuners. A LED may be fitted

£3.85

WHAT Q.V. MEANS TO YOU

It means Stirling Sound QUALITY and VALUE from modules made in our own Essex factory. They are all tested, guaranteed and offer unbeatable value. Designed by highly specialised electronic engineers with wide experience of the constructor and experimenter market. WATCH HOW THE STIRLING SOUND RANGE GROWS!



POWER SUPPLIES

WITH LOW-VOLT TAKE-OFF POINTS

Complete with mains transformers and low-volt take-off points (except SS.312). All at 8% VAT rate. Add 50p for P. & P. any model (except SS.300 at 35p and SS.370 at £11).

SS.312	12V/1A	£3.75*
SS.318	18V/1A	£4.15*
SS.324	24V/1A	£4.60*
SS.334	34V/2A	£5.20*
SS.345	45V/2A	£6.25*
SS.350	50V/2A	£6.75*
SS.370	70V/2A	£12.50


SS.310/50 Complete stabilised power supply with variable output from 10 to 50V/2A

£11.95*

SS.300 Power stabilising unit 10-50V adjustable. For adding to unstabilised supplies. Built-in protection against shorting (P. & P. 35p)

£3.25*

A GOOD START FOR MOTORISTS!



with a STIRLING SOUND "SUPER SPARK" Mk. 5 Electronic Ignition Unit. Over 10,000 Super Spark Units have been sold by us. Adjustable for + or - earth, simple rev. limiting control; on-off immobilising switch, switch for instant revert to car's own ignition; neon indicator, in strong enclosed metal box 6 $\frac{1}{2}$ \times 4 $\frac{1}{2}$ \times 4 $\frac{1}{2}$ in. Inc. transformer. (P. & P. 50p either model + 8% VAT)

KIT £8.95*

READY BUILT £10.95*

WHEN ORDERING add 35p for P. & P. unless stated otherwise. VAT add 12 $\frac{1}{2}$ % to total value of order unless price is shown* when the rate is 8%. Make cheques, etc., payable to Bi-Pre-Pak Ltd. Every effort is made to ensure correctness of information at time of going to press. Prices subject to alteration without notice.

Stirling Sound

A member company of the Bi-Pre-Pak group, Est. 1959
Dept. PE3, 220-224 West Road, Westcliff-on-Sea, Essex
SS0 9DF
Phone Southend (0702) 46344
Personal callers welcome

TAMBA ELECTRONICS


QUALITY PRODUCTS
FOR HI-FI, DISCO,
P.A. GROUP AND CLUB USE

AMPLIFIER AND MIXER MODULES

25 WATTS-100 WATTS RMS

TAM1000 100W 4 ohms 65V	£9.80
TAM500 50W 4 ohms 45V	£7.50
TAM250 25W 8 ohms 45V	£4.75

POWER SUPPLIES	
For 1 or 2 TAM250/500	£7.50
For 1 or 2 TAM1000	£9.80
(Carriage 50p on supplies)	



NEW ALL PURPOSE
MIXER/PRE-AMP.
(with 60mm slider volume)

- Suitable for multiple input systems
 - High and low impedance inputs
 - High sensitivity
 - Built-in supply smoothing
 - 20-20,000 Hz \pm 1dB
 - -80dB noise level
 - Accepts a wide variety of inputs
 - Wide range bass and treble controls
- Use up to 10 PRE-AMPS with 1 power

Printed circuit board assembly with
treble and bass controls plus slider
volume control **£6.50**

- Suits loads 4-16 ohms
- 20-20,000 Hz \pm 1dB
- Silicon circuitry throughout
- Glass fibre P.C.B.
- High sensitivity (100mV 10k)

- Low distortion (0-1%)
- Low profile (1in high 3 $\frac{1}{2}$ in x 3in)
- 75% efficient
- Accepts most mixer/pre-amplifiers
- Four simple connections

High grade components used through-
out: Texas, Mullard, R.C.A., Plessey, etc.

You may order as follows: C.W.O. (crossed cheques, P.O.s, M.O.s etc)—C.O.D. (60p extra). We accept Access and Barclaycard—send or telephone your number—do not send your card. Add VAT at 8% to orders for 50 and 100W units and at 12 $\frac{1}{2}$ % for 25W units.

Hours, 9.30 a.m.—5 p.m.
Monday — Saturday.
Callers welcome.
Tel: (01) 684 0098

TAMBA ELECTRONICS

Bensham Manor Road Passage, Bensham Manor Road, Thornton Heath, Surrey.

Careers and Hobbies in Electronics.

Enrol in the BNR & E School and you'll have an entertaining and fascinating hobby. Stick with it and the opportunities and the big money await you, if qualified, in every field of Electronics today. We offer the finest home study training for all subjects in radio, television, etc., especially for the CITY AND GUILDS EXAMS (Technicians' Certificates); the Grad. Brit. I.E.R. Exam; the RADIO AMATEUR'S LICENCE; P.M.G. Certificates; the R.T.E.B. Servicing Certificates; etc. Also courses in Television; Transistors; Radar; Computers; Servo-mechanisms; Mathematics and Practical Transistor Radio course with equipment. We have OVER 20 YEARS' experience in teaching radio subjects and an unbroken record of exam successes. We are the only privately run British home study College specialising in electronics subjects only. Full details will be gladly sent without any obligation.



Become a Radio Amateur.

Learn how to become a radio-amateur in contact with the whole world. We give skilled preparation for the G.P.O. licence.

FREE!

Brochure without obligation to: PEL 3/7
BRITISH NATIONAL RADIO &
ELECTRONICS SCHOOL,
P.O. BOX 156, JERSEY, CHANNEL ISLANDS.

NAME _____

ADDRESS _____

BLOCK CAPS PLEASE

SELLING MICROPROCESSORS

FAMILIARISATION, education, and sales promotion are today three dominant and interlinked aims of microprocessor manufacturers. At present, there are more than thirty different types of microprocessors on the market. Will they all survive the intense campaigning now directed towards the customers that really count—the designers employed by makers of electronic equipments? These professional engineers will by their patronage of particular devices decide the ultimate survivors in this battle of the chips where large volume production wins over all.

Thus we have during the past months been witnessing a rash of Seminars for professional users (or potential users) of microprocessors. Reading (or rather listening) between the lines, there is quite a lot that could prove of great significance to the amateur in the not too distant future. Here we report briefly on two recent "happenings" that PE attended.

MOTOROLA: CONFIDENT AND ASSURED

In the next five years, completely committed on-board microprocessors will be in all automobiles. This spectacular use of microprocessors was confidently predicted by Colin Crook, Operations Manager, Motorola NMOS Products, from Austin, Texas.

As the opening speaker at the Motorola Seminar "Designing With Microprocessors" held at London's Royal Garden Hotel last November, Colin Crook explained Motorola's position in the microprocessor market and indicated future trends. Hardware costs will continue to fall, although, unfortunately, software costs will rise; the volume of 8-bit microprocessors will build up; the US hobby market will expand, from 25,000 systems sold in 1976 to double in 1977. Current development at Motorola includes work on the 4-bit single chip microprocessor for small computers and for single application purposes. Looking even further ahead—the big challenge is very large scale integration, where the entire system will be produced directly on to the chip. Within a few years we will see production of large scale integrated circuits containing a million and more transistor cells.

During the day other speakers elaborated on specific Motorola products, including the new M10800 Bipolar Processor Family, and a formidable range of Development Tools and other aids for system design and evaluation.

Industrial applications discussed included a proposed microprocessor control system for lifts. This application provides a good example of the considerable operational and cost advantages microprocessors offer over traditional control systems based on relays. Current uses of microprocessors—mainly in the US—include: all types of instrumentation, c.r.t. terminals (at airports), machine tool control, giant scoreboards, and petrol pumps.

G.I. MICROELECTRONICS: A STRONG TRIO

In the Scottish factory of General Instrument Microelectronics 400,000 mos l.s.i. devices are produced every month. They include a range of microprocessor chips introduced and described by technical representatives of this company at a Seminar organised by the well known distributors Semiconductor Specialists Ltd. This was a whole-day function held at the Bloomsbury Centre, London, in December last.

Three GIM microprocessor systems were featured in this presentation and brief details follow.

The Series 1600 Microprocessor System: Centred on a 16-bit single-chip *n*-channel device, this is designed for high

speed data processing and real time applications. A complete minicomputer system is available already assembled on one 14in × 16in board, costing less than £500. This could be an interesting proposition for schools and amateur computer societies.

The Series 8000 Microprocessor System: This incorporates an 8-bit single chip *p*-channel microprocessor (developed and manufactured in Britain) and is designed to perform any digital function using far fewer packages than a TTL or CMOS implementation. A minimum system can be devised with two chips. The 8000 offers an ideal "one-off" approach: for use in test equipment, for system evaluation and also for amateur use. It can be supplied complete and wired up on one board, or as separate chips—suitable for home construction. A complete minicomputer can be realised with the addition of ROM, RAM, clock and A/D chips.

The Series 1650 Programmable Intelligent Controller: A single d.i.l. package containing an 8-bit *n*-channel central processing unit, ROM, RAM, clock and i/o. Suitable for consumer products (e.g. sewing machines, cine cameras) and for telecommunications applications, this purpose designed one-chip microprocessor is already in large scale production. The cost in quantity (500 plus) is £3.

Also described was another device which has a large consumer market application potential. This is the electrically alterable read only memory (EAROM). This device is *p*-channel, non volatile, low cost and easy to use. Already incorporated in TV tuners in Germany, other likely uses are: phase locked tuner for v.h.f., telephone repertory dialer, electronic doorlock, and waveform generator—storing digital information of analogue waveforms.

In microprocessor systems, the EAROM can be used for data storage; this was the original application for which it was invented by NCR.



BOOK REVIEWS

VIDEO YEARBOOK 1977

Published by The Dolphin Press
286 pages, 215 × 137mm. Price £4.75

THIS is the first edition of a new reference work prepared by the staff of *Video and Audio Visual Review*.

Equipment directly related to television use is given full coverage with technical descriptions and prices. This includes such items as cameras, monitors, video recording, control and effects equipment and lighting equipment.

Equipment indirectly related to television, such as audio equipment, is covered more briefly, generally only the company name and an indication of product range being given. Companies offering services in the video field are listed, and reference sections cover such items as video discs, TV standards and projection techniques. A comprehensive address directory rounds off the book. All in all, a most useful volume for anyone concerned with TV systems.

G.C.A.

SEMICONDUCTOR UPDATE... By R.W. COLES

ZNA103E

8748

MC14451

VIDEO GEN

It's nice to see that at long last the full potential of the domestic television set is being recognised by the electronics industry. By utilising spare lines and clever encoding, many pages of text are transmitted by the "Ceefax" and "Oracle" systems, demonstrating the suitability of the humble "telly" for the display of textual information of the computer-output type, and making it a natural candidate for use as a microprocessor output device in future domestic data-processing systems.

TV tennis games are already available at low cost, thanks to LSI technology, and in the future we can expect to see more sophisticated, perhaps (dare I say it) intellectual games, thanks once more to the microprocessor. With all these good things made possible by advancing electronic technology I am certain that home constructors will, as usual, be wanting to try out their own skills.

If you have grown tired of "Coronation Street" and feel the urge to cook-up a "Tele-Chess" game, or a microprocessor VDU, you may be interested in the Ferranti **ZNA103E** which is described as a "Monolithic digital video timing generator". This is a bipolar LSI circuit in a 24 pin package designed to provide all the horizontal, vertical, mixed blanking, and synchronising pulses required for raster generation in a 625 line, interlaced television system. Chip timing is derived from an external 656.25 kHz reference oscillator which would ideally be crystal controlled, and ten pulse waveform outputs are provided in all, making this new chip capable of handling the most demanding video generation tasks in closed circuit TV systems, video tape recorders and text generators. Inside the chip there is a divide by twenty one counter, a divide by six hundred and twenty five counter, and extensive decoding and addition circuitry which would require dozens of standard TTL circuits.

The ZNA103E runs from a five volt supply and has mainly TTL compatible inputs and outputs making it easy to use in that microprocessor game or CCTV camera you may have been dreaming about.

SNEAK PREVIEW

Microprocessors are in their infancy, and like all infant electronic products, new developments and price reductions can be expected to flow thick and fast as semiconductor manufacturers ascend the "learning curve". Let's face it, in these hard times we of the electronics fraternity are better off than most because we see exciting new components come along and we can be sure that before long we will be able to afford them no matter how sophisticated they may be. If you are ruefully passing microprocessors over because they are too expensive at present, you will be interested in a sneak preview of a future Intel chip, the **8748**, which will surely bring a microprocessor system within everyone's reach in a year or two.

This device is part of a new Intel family called MCS-48 which is an eight bit family incorporating a complete microprocessor system on a single chip including the program memory!

"Ah!" I can hear you say, "That must mean a mask defined program, and that's only of interest to the big boys," but it's not so with the 8748,

because the microprocessor itself can be programmed, erased, and reprogrammed in the same way as the u.v. erasable PROMs which are now so common. To let your ingenuity run riot, and to control your electric toaster or lawn sprinkler, all you will need is a programmer, and simple programs can certainly be made at low cost if the programming operation is anything like that employed on the Intel 2107 and 2108 PROMs, as would seem very likely. With the 8748, when you get fed up with your pseudo-random lawn sprinkler you can pull the chip, erase it with ultra violet light, and start all over again.

The sneaky bit is that these chips are not due for release until well into 1977, and of course it will be a while before they appear in the PE ads at giveaway prices, but it *will* come, you can be sure of that!

CMOS DIVIDER

Among many new additions to the Motorola 14000 CMOS family is an interesting device designed for low power timing applications, the **MC14451**.

The MC14451 contains the active inverters for use as part of a crystal oscillator, no less than eighteen flip flops arranged as a frequency divider chain, and a buffered output flip flop which can be set and reset by any of the last eight divider stages to give a user controlled pulse width. An interesting thing about this chip is that it is designed to run from voltages between 1.3 volts and 3 volts, and to consume no more than about 20 microwatts of power, making long life, pen cell powered timers easy to implement.

The MC14451 is housed in a standard 16 pin d.i.l. and is a natural choice for miniature, low power equipment which needs an accurate time reference. Using a 32.768 kHz crystal eight output frequencies of 16 Hz to 0.125 Hz are simultaneously available, and if a CR oscillator can be used timing periods of several hours would be possible with the very minimum of components.

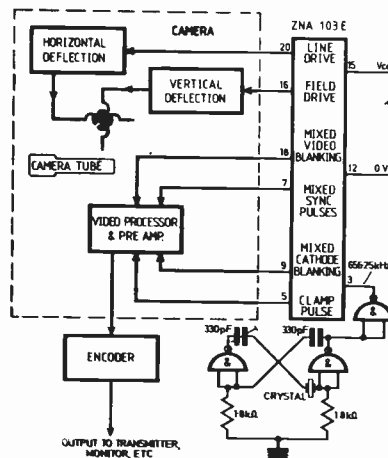


Fig. 1. The ZNA103E being used in a TV system

Join the Digital Revolution

Understand the latest developments in calculators, computers, watches, telephones, television, automotive instrumentation. . .

Each of the 6 volumes of this self-instruction course measures 11½" x 8½" and contains 60 pages packed with information, diagrams and questions designed to lead you step-by-step through number systems and Boolean algebra, to memories, counters and simple arithmetic circuits, and on to a complete understanding of the design and operation of calculators and computers. Design of Digital Systems.



£6 · 20

plus 80p packing and surface post anywhere in the world

Payments may be made in foreign currencies.

Quantity discounts available on request.

VAT zero rated.

Also available—a more elementary course assuming no prior knowledge except simple arithmetic. Digital Computer Logic and Electronics

In 4 volumes.

1. Basic Computer Logic
2. Logical Circuit Elements
3. Designing Circuits to Carry Out Logical Functions
4. Flipflops and Registers

£4 · 20

plus 80p P. & P.

Offer Order both courses for the bargain price £9·70, plus 80p P. & P.

**Designer
Manager
Enthusiast
Scientist
Engineer
Student**

These courses were written so that you could teach yourself the theory and application of digital logic. Learning by self instruction has the advantages of being quicker and more thorough than classroom learning. You work at your own speed and must respond by answering questions on each new piece of information before proceeding to the next.

Guarantee—no risk to you

If you are not entirely satisfied with Design of Digital Systems or Digital Computer Logic and Electronics, you may return them to us and your money will be refunded in full, no questions asked.

To Cambridge Learning Enterprises (Dept. ENG)
FREEPOST, Rivermill House, St. Ives, Huntingdon, Cambs. PE17 4BR

*Please send me set(s) of Design of Digital Systems at £7 00 each. p & p included

*or set(s) of Digital Computer Logic and Electronics at £5 00 each. p & p included

*or combined set(s) at £10 50 each. p & p included

Name

Address

*delete as applicable

No need to use a stamp—just print FREEPOST on the envelope. PE3

WELBROOK STEREO

This new hi-fi amplifier from Welbrook is the result of painstaking design incorporating 5 I.C.s 22 transistors plus 10 diodes and offers outstanding value for money to the discerning enthusiast.

30W RMS per channel into 8 ohms load. Total harmonic distortion less than 0·1% at all power levels.

Hum/Noise:

– 80dB Tape/Tuner

– 65dB Disc (Magnetic Input)

Complete unit comprising power supply, pre-amplifier with filter networks, two power amplifiers and loudness control all in teak finished cabinet only **£88** plus VAT.

As above but without filters and loudness control only **£79** plus VAT.

Also available in module form complete with front panel but without cabinet—easily assembled by the average enthusiast.

Send for details and price list to:

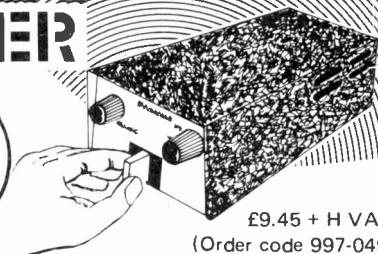
Welbrook Engineering & Electronics Ltd
Brooks Street, Hillgate
Stockport SK1 3HT

DORAM kits

DORAM KITS CONTAIN EVERYTHING DOWN TO THE LAST NUT!

CMOS MORSE KEYS

£9·45 + H



£9.45 + H VAT

(Order code 997-049)

Fully electronic automatic morse keyer giving perfectly spaced dots and dashes of correct duration. Sidetone or silent operation with variable speed to suit novice or expert. Very low current drain on internal battery. Single paddle operation; suitable for most transmitters with a keying facility. Give your morse that precision quality.

Subject to availability


O'ceas orders—add 15% for P+P. All items offered for sale subject to the Terms of Business set out in Doram Edition 3 catalogue, price 60p. The Doram Kit brochure is also available, price 25p. Combined price only 70p which also entitles you to 2x25p vouchers, each one usable on any order placed to the value of £5 00 or more (ex. VAT).

DORAM ELECTRONICS LTD.

P O BOX TR8 WELLINGTON RD IND EST. LEEDS LS12 2UF

An Electrocomponents Group Company

NEWS BRIEFS



The new OS260 15MHz oscilloscope from Gould Advance incorporates a 10kV high brightness split-beam tube which gives true dual-trace operation.

Airborne

AT a recent handing-over ceremony at the company's Airadio Division plant at Basildon, Essex, Marconi-Elliott Avionic Systems have just delivered to the British Army the first production model of the ARC 340 airborne communications and homing system. This system is claimed to be the most advanced of its kind ever produced.

The ARC 340, which is for installation in the British Army's new *Gazelle* and *Lynx* helicopters and other helicopters already in service, enables the pilot and crew to keep in constant contact with troops on a battlefield, by operating several communications channels from the same helicopter simultaneously. The system also enables the helicopter to "home" on to a desired objective with great accuracy and without impairing the system's use as a multi-station communication system.

A Call from New Zealand

A HIGH-SPEED method which has halved the production time of UK telephone directories is to be used by the New Zealand Post Office.

The computer-controlled compiling process, developed by the UK Post Office and Her Majesty's Stationery Office, put Britain into the world lead when it went into operation in 1970.

Integrated with computerised photo-composition, it enables the average 'phone book to be prepared from scratch ready for printing in about four weeks, compared with the previous time of eight weeks working from standing type.

The UK Post Office computer programs and complete documentary back-up have been bought by the NZ Post Office under licence.

Fibre Links

THE UK Post Office recently ordered 21 kilometres (km) of two-fibre cable to link two telephone exchanges in East Anglia. The total distance to be spanned by the optical cable is 12km. One link will cover 5km, another, 7km, with a repeater station between the two sections.

The Post Office claim that the installation will be the longest optical communications link in Britain and possibly in the world. Some of the optical cable will be used in a variety of experimental systems and equipment. The two-fibre glass cable is manufactured by the Corning Glass Works.

Russian First

UNDER a contract worth over \$550,000, EMI Medical Ltd., is to equip the Academy of Medical Sciences, USSR with one of its advanced EMI-Scanner diagnostic systems for brain examinations. The machine will be operated by the Academy's Institute of Neurology located in Moscow.

The Institute will become the first Russian hospital ever to utilise computerised axial tomography X-ray technology pioneered by EMI. This new technology has revolutionised the diagnosis of cerebral diseases and other disorders in the Western world since its introduction in 1972.

MICROPROCESSOR FORUM

The meeting for February 26 has been fully subscribed.

This Forum will be repeated on March 5 and at the time of going to press bookings for this second date were well in advance. Tickets are being allocated strictly in order of application. See February issue for details and coupon.

PE

A Volume of Practical Know-how

... can be made using these new-look self binders for PRACTICAL ELECTRONICS to become your most valuable source of reference. With the Easi-Binder current copies can be inserted as they are received, without waiting for the completion of twelve issues.

They are attractively made with the title blocked in gold on the spine with the current (or last) volume number and year. For any previous volume numbers, please advise year and volume and a separate set of gold transfer figures will be supplied.

At £2.10 inc. VAT and postage they are obtainable from:

Post Sales Department, IPC Magazines Ltd.
Lavington House, 25 Lavington Street
London SE1 0PF

I enclose P.O./cheque value..... for..... binders at
£2.10 each for *Practical Electronics* Vol. No's.....

Name

Address

Date

PE

SC/MP REVIEWED



By R. W. COLES

This is an eight-bit PMOS microprocessor which is *different*. It is different because it has been produced with small-system applications and low cost as prime design requirements, and it is different because from the outset the packaging and marketing have been arranged so that the emerging microprocessor hobby market can have a fair crack of the whip.

The SC/MP microprocessor (or to be more precise, ISP-8A/500D, which is the chip part number) has 46 very powerful instructions and has a clock generator on the chip to reduce the external chip count to the absolute minimum; in fact to a minimum of just a single PROM for a very simple system with limited input/output capability.

POWERFUL CHIP

The chip comes in a 40-pin package and has ample control inputs and outputs to allow use in very large systems too, when required, with a total memory address range of no less than 65 kilobytes, and provision for such sophisticated techniques as direct memory access, interrupt driven input/output and distributed intelligence in a multiprocessor system.

However, SC/MP is much more than just a semiconductor chip: it is a whole technology, and consequently not as easy to use as, say, a calculator or clock chip, where most of the thinking has already

been done for us. To use SC/MP (or any other microprocessor for that matter) you have to create the program, and possibly the interface hardware, to make it work in your system, whether the application is a powerful general purpose computer system or just a control system for a model railway. *This is the attraction of microprocessors really, the fact that the user has to do some thinking himself, and is not at the mercy of the LSI producers, as has been the general trend of late.*

KNOWLEDGE REQUIRED

The knowledge required to make SC/MP jump through the hoop does *not* include a B.Sc. in computer science, or an A level in maths (or even, as some wags would have it, an O level in Swahili!).

Microprocessing is a subject which, while new and loaded with jargon can be readily assimilated by anyone who has some knowledge of logic systems or of using computers in a programming sense, or both.

To aid budding users and programmers of the SC/MP chip, National have produced an introductory kit called the SC/MP INTROKIT which is easy to assemble and can be used for running and modifying simple programs written by the user without the need for a PROM programmer.

Communication with the INTROKIT has to be carried out under the control of a program (supplied in a ROM), called KITBUG, and KITBUG will only talk to ASCII coded TTYs such as the Teletype ASR3320/JC or T.U. which, of course, is rather a problem for amateur users.

KEYBOARD KIT

National recognise that the small user is not going to be very happy about spending £500 or more on a Teletype, and so they have produced a companion to INTROKIT called KEYBOARD KIT, which uses a calculator keyboard and display to provide the necessary user communication with the INTROKIT, under the control of a replacement INTROKIT program called SCMP/KB, also in a ROM and supplied with the KEYBOARD KIT.

Unlike another National innovation, TELEKIT, KEYBOARD KIT is not a direct substitute for a TTY and operates in a rather different way but with equal effectiveness.

INTROKIT

Our INTROKIT arrived in a handsome and sturdy ring-binder which contained all the electronic components on a well laid out "Bubble-Pack" card, in addition to an impressive supply of "Software" in the form of data sheets for all kit components, a comprehensive programming manual, an SC/MP technical manual, and an INTROKIT user's manual. Also included was a useful pocket sized SC/MP instruction guide and a card informing us that we were entitled to a year's free membership of "Compute" SC/MP users' club, and its newsletter the "Bit-Bucket" (Ugghh!).

This club promises to be of great help to SC/MP users because it is fostering a software program library to which all members have access, and we are eagerly looking forward to our first issue of the newsletter which we hope will tell us more.

COMPONENTS

We were surprised at just how few components were required to make a working computer, only six i.c.s in all, including the SC/MP chip, the others being the KITBUG ROM (5214), two 2101 RAM chips, a hex TTL Schmitt trigger (7414), and an eight-bit TTL tristate bus buffer, DM81LS95N.

The INTROKIT p.c.b. is a high quality, glass fibre, double-sided board with plated-through holes,

and less than half of its 160mm x 100mm Eurocard size is actually used for INTROKIT components, with the rest being laid out as a matrix board to house wire-wrap sockets provided by the user for his specific applications.

A 64-way wire wrapable edge-plug of the two-part variety is provided in the kit, although it is by no means essential to use it, and no matching socket is provided anyway.

A 40-pin i.c. wire-wrap socket is provided for the SC/MP chip which is very useful because it gives ready access to all the important busses and control pins when adding extra facilities or expanding the capability of the basic kit. A socket of the solder-tail variety is provided for the ROM so that you can change operating programs at will.

REGULATOR

The INTROKIT requires 5V and -12V supplies, but actually generates a third (-7V) internally by means of a LM 320 negative regulator which also goes on the p.c.b. and does not require a heat sink.

Consumption is 350mA at 5V and 200mA at -12V, but remember that this will increase if the KEYBOARD KIT is used, or any other user circuitry added.

CONSTRUCTION

The INTROKIT USER'S MANUAL is quite comprehensive and easy to follow, and we followed Chapter 2, "Kit Assembly and Checkout" religiously without incident, even section 2.2 which is quaintly titled "Stuffing Procedures"!

We mounted the RAM and TTL chips on Soldercon pins for flexibility and because, as pointed out in the manual, once you have soldered an i.c. into place on a p.t.h. type board, it is extremely difficult to remove it!

KIT EXPANSION

When all the INTROKIT wiring was complete we moved straight on to wire up the KEYBOARD KIT because, like most readers we did not have a TTY of the right type to start running programs using KITBUG. While still with INTROKIT however, it is worth drawing attention to Chapter 3 of the User's Manual which covers kit expansion, because not everybody will want to accept INTROKIT as it stands.)

We examined the possibility of using the INTROKIT as part of a more comprehensive "Development System" with extra PROM and RAM memory on additional

Eurocards. This would seem to be quite possible providing that buffers are provided for system busses, and of course these can be housed on the matrix section of the INTROKIT board.

The National DM81LS95 series of tri-state buffers would be ideal for this purpose, and you would need to use about six or seven of them to cover all requirements. In this case the board interconnections could use the edge connector to advantage.

SC/MP KEYBOARD KIT

Our SC/MP KEYBOARD KIT arrived packed on a similar vacuum "Bubble Pack" card to the INTROKIT, but with no ring binder. Another mound of software was included, but with some relief we realised that much of this duplicated manuals already received with INTROKIT!

There is no circuit board with this kit because the components have to be mounted on the matrix area of INTROKIT, of which the KEYBOARD circuitry becomes an intimate part. The implication here is of course that the KEYBOARD KIT is not a stand-alone peripheral, but is in effect an extension of the INTROKIT system which treats it as a series of memory addresses to which data can be sent (Display) and from which data can be retrieved (Keyboard).

CALCULATOR

The keyboard and display unit uses the case of a National Calculator with an overlay to re-label the twenty keys as the 0 to F hexadecimal characters and the four control operators GO, ABT, TERM, and MEM. The old ON-OFF slider is now used as INIT, or reset, switch to clear the SC/MP chip when required.

The calculator part of the kit comes complete with a prewired 21-way flat-strip cable and socket and there is no need to do anything to this part of the kit at all, it is ready for use when received.

The electronic "Meat" of the kit comes in the form of eight TTL dual in line i.c.s which act as address decoders, data latches and l.e.d. display drivers, and are wired into the SC/MP system address and data busses.

WIRE WRAP

We were a little apprehensive about the fact that the TTL i.c.s had to be connected up using wire-wrapping techniques as opposed to the usual soldered connections, but wire-wrap sockets are provided, along with a simple wire-wrap tool and an adequate supply

of prestripped, cut lengths, of 30 gauge Kynar wrapping wire; and in the event our apprehension was unnecessary because we found the tool and the wire easy to use, even a little boring!

Despite the ease of wiring up the KEYBOARD KIT, it is important to spend some hours studying the USER'S MANUAL before carrying it out—because mistakes could be difficult to rectify, and would of course require extra Kynar wire which is difficult to obtain, and expensive at the moment. We feel that an understanding of the circuit is important before construction, so that links can be crossed off on the circuit as well as the wiring list as construction proceeds.

USER MANUAL

We weren't quite so happy about the KEYBOARD KIT USER'S MANUAL as we were about the INTROKIT versions, because it refers to two different SC/MP kits: the SC/MP KIT (USA) and the SC/MP INTROKIT (EUROPE). The manual is written primarily for the former, with the extra information required for the latter listed as changes. This means a certain amount of cross-referencing and is rather annoying because at times you can get confused about which board you are dealing with!

PROBLEMS

We must also point out that there are two versions of the *European* INTROKIT, and the KEYBOARD KIT will only easily interface with one of these.

The first INTROKIT we received was of the old type on an s.r.b.p. circuit board with the crystal located on the top left-hand corner of the board as viewed from the edge connector; and we found that although the INTROKIT itself was perfectly satisfactory, adding the KEYBOARD KIT was difficult and required the addition of an extra CMOS gate package which is *not* supplied. The KEYBOARD KIT USER'S MANUAL does not recognise this earlier INTROKIT and so no instructions are listed for this combination, making this a situation to avoid if at all possible.

We later received the new INTROKIT on the glass fibre board and with the crystal on the bottom right-hand corner of the printed area of the board, and this proved to be perfectly satisfactory (as reviewed earlier).

We have been assured by Marshall's that INTROKITS now on sale are of the new type, but I advise anyone to specify—to the supplier—that he or she is only interested in the *new* INTROKIT, if they intend to use the KEYBOARD KIT with it.

Unfortunately there are no part number differences that we can detect, and so visual identification is best. The new INTROKIT is packed in a ring binder, the old INTROKIT comes in a "Shirt-box".

If you already have one of the older INTROKITS you can of course ask the supplier of the KEYBOARD KIT to supply details of the modifications necessary to combine them. The modifications are not too difficult for experienced constructors.

USING THE SC/MP INTROKIT AND KEYBOARD

When we finished the KEYBOARD KIT additions to the INTROKIT, we decided to build a special power supply for it to provide the well-regulated 5V and -12V supplies required. On the lid of the power supply case we mounted slide-in p.c.b. edge strips to hold the INTROKIT board securely while allowing free access to the circuit layout.

With the SC/MP system now ready to go we plugged in the SC/MPKB program ROM and switched on—Success!

With power applied the display shows dashes in the four-digit address field and the two-digit

data field, which means that it awaits your command! A small step-by-step program is provided in the KEYBOARD KIT USER'S MANUAL and we entered this and ran it with the result that SC/MP announced on its display that we "Did Good"—which was very satisfying.

WHERE NEXT

At this stage, unless you have done your homework well, you may feel a little lost, like us. But we armed ourselves with the PROGRAMMING MANUAL and remembering that the SC/MPKB keyboard and display routine is a callable subroutine, we soon had some simple programs running using the display as an output device.

We found the system for entering a program using the keyboard was a bit tedious because between each data entry we had to press TERM then MEM then TERM again, a sequence which is easy to bodge if you try to enter a program rapidly. We felt that an automatic memory address incrementer and separate "Enter address" or "Enter data" keys would have made life much easier for the user!

If you will be using the SC/MP kits to discover microprocessing

for the first time, you may find it a useful exercise to set the address field to 0000 and then step through the SC/MPKB program using MEM. This enables you to make notes on the program listing supplied with the KEYBOARD KIT which is a little difficult to decipher at first.

Once you have an understanding of the SC/MPKB program operation, writing new programs of your own should be child's play!

VERDICT

The INTROKIT is an excellent introduction to using the SC/MP microprocessor and is well presented and packaged. It can be used in a dedicated application or be expanded to form the heart of a capable development system if required. Adding the KEYBOARD KIT overcomes one of the main hurdles for the small user by providing the vital input/output interface at low cost, however, since it uses the INTROKIT matrix area, expansion of the INTROKIT is made correspondingly more difficult.

One last thing, the SC/MP chip runs quite hot to the touch, which is nothing to worry about and could come in handy for keeping your coffee mug warm during those long winter programming sessions!

MICROVISION POCKET TV

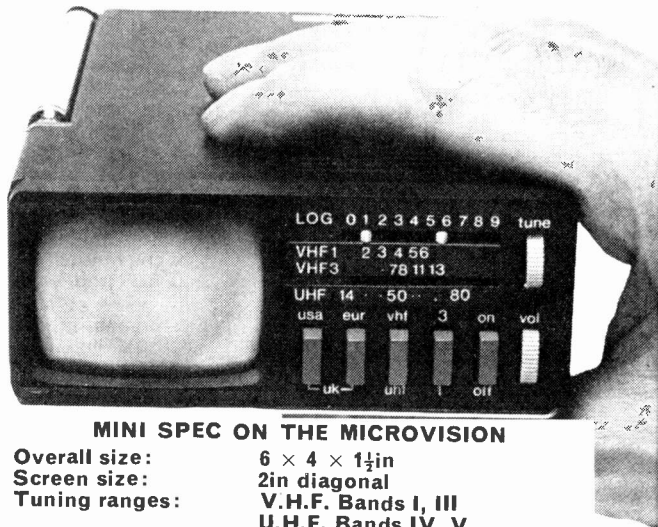
Gimmick? — or rich man's toy?

This 2in screen, black and white, pocketsize TV receiver with a price tag of nearly £200 has been called both by some less-than enraptured TV and radio distributors here in the UK.

But what if it is, so long as it brings in the dollars? For Clive Sinclair is confident that a big market awaits his invention in high-class stores throughout the USA.

From a technical stand point, this tiny receiver with world-wide reception capability must be acclaimed as a brilliant achievement. The culmination of 12 years of research and development, doggedly pursued by Clive Sinclair despite set-backs and disappointments along the way.

The *Microvision* uses an electrostatically deflected tube with a 2in screen, manufactured by Telefunken. The electronics have been designed entirely by Sinclair Radionics Ltd. Three of the five bipolar i.c.s used were specially designed by Sinclair, and without them the present model could not have been achieved.



MINI SPEC ON THE MICROVISION

- Overall size:** 6 × 4 × 1½in
- Screen size:** 2in diagonal
- Tuning ranges:** V.H.F. Bands I, III
U.H.F. Bands IV, V
- Operating Standards:** 625 and 525 lines. (Covers UK, most W. Europe and USA transmissions).
- Power Consumption:** 750mW
- Batteries:** 4 AA-size nickel cadmium rechargeable. Life about four hours per charge.



Part 1—INTRODUCTION

MICROPROCESSORS

explained By R.W. Coles

The very word "Microprocessor" can strike terror into the hearts of those of us who still mourn the passing of the beam-tetrode; it can just as readily bring forth squeals of ecstasy from the dynamic, avant garde brigade, who see in this new technology the dawning of an electronic Utopia where every conceivable gadget from an electric toothbrush to a motor car has at its heart a one-chip computer!

*At present micro-madness grips the electronic industry, everyone is learning to speak Microprocessor-ese and, believe it or not, some people are actually **using** these omnirotent devices in **practical** applications.*

Where will microprocessors be when the dust of the electronic industries' first emotional reactions settle? Are they really the universal component or are they too difficult for most engineers, let alone amateurs to use?

In this series we will attempt to put down on paper the essence of the microprocessor technology, and where necessary, take a hard look at how these remarkable devices can be employed by the amateur.

THE MICROPROCESSOR is not new, the first true example was introduced by Intel, still the market leaders, as long ago as 1971 in the shape of their 4004, a four-bit device which is still in full scale production. New developments followed thick and fast and today we see a broad spectrum of microprocessor (MPU) devices, available from all the major semiconductor manufacturers and catering for every possible application which can currently be envisaged, many of them approaching the sophistication of "full size" computers when supported by memory and interface components.

Microprocessors were made possible by the giant strides made in LSI production, spurred on by such consumer products as the one-chip calculator. But don't confuse the MPU with calculator chips because although similar operations take place inside the respective packages the application of the two devices is very different indeed.

The MPU is very much a general purpose device which can be used to replace the large number of TTL or other logic functions which might otherwise perform a

particular task. The MPU is tailored to an application by means of a program, or sequence of simple instructions, which it carries out one after another.

It is well within the capability of an MPU for it to perform the tasks of a common or garden calculator, including keyboard processing and display driving, but the point is that simply by changing the program, which is usually held external to the MPU chip, it can also perform the tasks of a pig feed dispenser control system, a washing machine controller, or a TV tennis game. The versatility of an MPU chip can be summed up in the two words "Deferred Design".

DEFERRED DESIGN

Deferred design means that when the hardware of an MPU system is assembled the operations it is going to perform need not be known in detail since these will be controlled by the software, or program, which can be created or developed later on.

In the design process the question "Which resistor shall I solder in?" is replaced by "Which instruction

shall I enter in the program?" Of course, hardware is still very much involved, the MPU itself is hardware, and to make it work it is necessary to surround it with a number of other devices to provide program storage and the means to communicate with the outside world.

This external logic will vary from application to application but really it is only a small part of the microprocessor system because the lion's share of the circuitry is hidden inside the MPU chip itself.

APPLICATIONS

Applications for these amazing devices are legion. All you need is a creative mind, a grasp of the instruction set or rudimentary "language" of the MPU, and the hardware to try out the resulting programs.

While programs are being tried out on a general purpose microprocessor, or "development system" as it is usually called, it will often be unnecessary to add any application hardware to the system because i.e.d.s can be used to simulate switched outputs such as relays or motors, and panel switches can simulate labelled control switches or sensor inputs.

When you are happy that the program operates correctly and have made improvements where necessary, the program can be "frozen" in a PROM (Programmable Read Only Memory) chip and the development system reused over and over again for designing and debugging other new systems.

The PROM or "Firmware" programs are then plugged into a minimal microprocessor hardware circuit where only sufficient circuitry external to the MPU to perform the particular application is used.

This entire sequence of events is shown graphically in the flow chart Fig. 1.1.

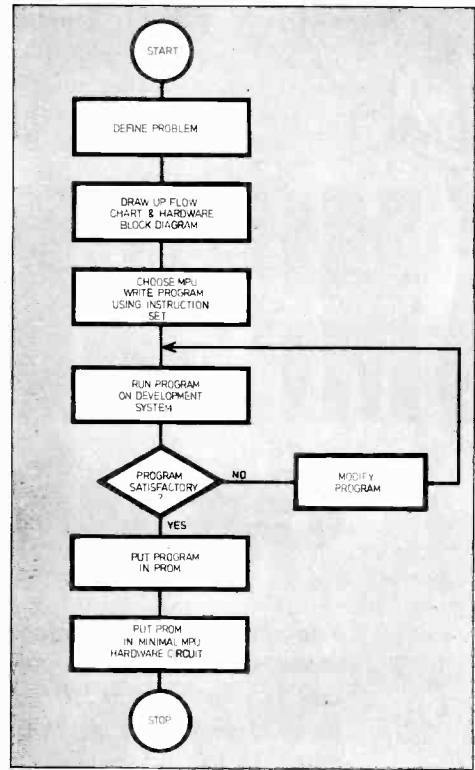


Fig. 1.1 Example of a flow chart as used for developing a microprocessor system

Glossary of Terms

BCD—Binary Coded Decimal. A method of representing numerical values where each decimal digit is replaced by its binary equivalent.

BIPOLAR—Descriptive of the junction transistor, which is dependent on both types of charge carrier electrons and holes. One of the technologies used in i.c. manufacture. Has speed and drive capability advantages over MOS. Frequently used to buffer MOS I/P and O/P devices.

BIT—Binary digit. A single binary digit which may be either logic "1" or logic "0". In an MPU system these logic states are represented by voltage levels.

BUS—A collection of wires carrying parallel binary data. Several bus users can send or receive data along the bus; generally only one "Sender" and one "Receiver" active at any one instant.

BYTE—See "Word".

CMOS—Complementary MOS. A semiconductor technology. Uses both *n*- and *p*-channel devices on the same chip. Has great advantages of power, but has both speed and packing density limitations.

DATA STORE—Memory that contains data. Usually a RAM.

DEBUGGING—The procedure of checking a program and eliminating any errors.

DEDICATED—A type of application where a microprocessor is programmed to perform one particular set of operations, and so is committed exclusively to one application.

DEVELOPMENT SYSTEM—An apparatus which normally includes the MPU in question in combination with sufficient memory and peripherals to enable development of MPU programs and hardware systems.

FIRMWARE—Instructions or data permanently stored within a ROM.

FLOW CHART—A diagrammatic way of expressing program operation using boxes to represent "operations" and lines for execution sequence.

HARDWARE—The electronic components or equipment of a computing system.

HARD WIRED LOGIC—Systems built up with TTL or similar logic i.c.s (or relays) and involving hand-wired connections, the interconnection pattern determining the operation—rather than the contents of a memory as in the case of MPUs.

INSTRUCTION—A binary "word" which is interpreted by the MPU instruction decoder as a command to open gates, generate shift pulses and increment counters. Typical MPU instructions would be: ADD, SHIFT LEFT, CLEAR REGISTER.

INSTRUCTION SET—The set of instructions that the microprocessor is able to perform. Unique to a given type of MPU.

LSI—Large-Scale Integration. Solid state microelectronics technology that permits very high densities of circuit functions on a single chip.

IN THE HOME . . .


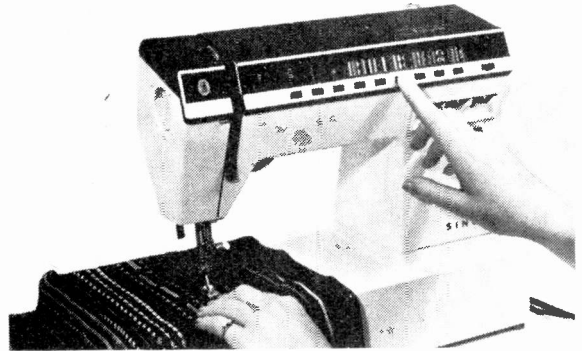
The Singer Futura Sewing Machine, introduced to the domestic market last autumn. This is the first truly electronic sewing machine. The conventional stitch formation mechanism, involving some 300 parts in all, has been replaced by electronic controls. The "brain" is a microprocessor which is programmed to provide 25 patterns, including straight stitch and two buttonholes, at the touch of a button. There is some unused memory capacity available for future alterations or additions to the patterns.

IN INDUSTRY . . .

The Fluke 6010A Synthesised Signal Generator, a versatile 7-digit 10Hz to 11MHz instrument with exceptional capabilities.

The 6010A is the first signal generator to incorporate a microprocessor (an Intel 4040). One of the unique features due to the use of a microprocessor is the instrument's ability to store and recall programmed data. Up to 10 frequencies, modulation and attenuator settings can be stored and recalled at the push of a button. The microprocessor also plays a part in several other operations, including automatic range selection.

MICROPROCESSORS AT WORK



MOS—Metal Oxide Silicon. Descriptive of the construction of insulated-gate field-effect semiconductor devices. One of the technologies used in i.c. manufacture.

MPU—Shorthand for Microprocessor, standing for Micro-Processor Unit, a collection of gates and flip-flops on a LSI chip which are arranged so that they will obey general purpose "Instructions" stored external to the MPU itself.

NMOS—*n*-channel mos. A semiconductor technology. Has speed and power advantages over PMOS. Operates at lower voltage (5V). TTL compatible.

PERIPHERALS—Terminal Units or equipments for "talking" to, or reproducing outputs from, computers, e.g. Teletype, VDU, paper tape readers, or magnetic tape equipment.

PMOS—*p*-channel mos. The first mos technology evolved. Requires a high voltage (12–15V). Can be made TTL compatible.

PORT—A terminal which the MPU uses to communicate with the outside world. Ports can be input only, output only, or bidirectional, and would in general carry parallel data 4, 8, 12, or 16 bits wide.

PROGRAM—An assembly of MPU instructions which together instruct the processor to carry out a particular job.

PROM—Programmable Read Only Memory. Widely used to hold MPU programs in the form of "n" parallel binary words accessed by means of "Address" inputs and "Chip Select" inputs.

PROMS are a special form of ROM which can be programmed by blowing fuse links, making links by migration, or storing a charge on the gate of a MOS device. Some PROMS can be erased with ultra-violet light and re-used, but all require special hardware for programming and so are not the equivalent of Read/Write RAM. Programs committed to ROM or PROM are referred to as "Firmware".

RAM—Random Access Memory. A bad choice of title this because, of course, PROMS are also Randomly Accessible. RAM really refers to Read/Write Memory components which are used in MPU systems to store data words which can be erased or modified at will. Unlike PROM storage, RAM data is destroyed by removing the power.

ROM—Read Only Memory. A device containing information which is fixed and is unalterable.

SOFTWARE—Programs which can be changed and loaded at will. Resides in RAM and is entered from keyboard, paper tape, or magnetic tape.

TTL—Transistor-Transistor Logic. A form of logic circuit design where multi-emitter transistors provide all required logic functions. Common in logic i.c.s.

VDU—Video (Visual) Display Unit.

WORD—A Word is a parallel collection of binary digits and MPU chips are sometimes compared on the basis of their "Word-Length" or number of bits they can operate on at any one time. The particular case of an eight-bit word is often referred to by the special term "Byte".

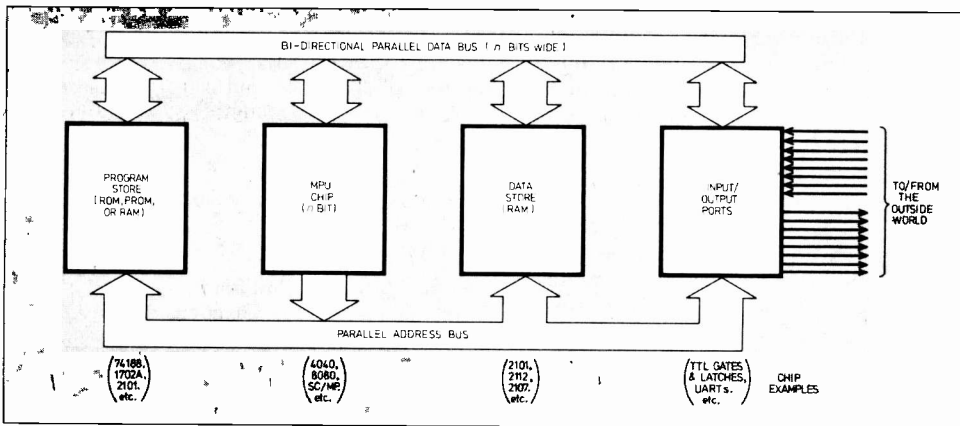


Fig. 1.2 A basic microprocessor system, comprising four chips

If you are fascinated by the creative possibilities of using microprocessors, then the starting point is acquiring a general purpose development system, and equally important, a means of communicating with it, e.g. keyboard and display.

AS A COMPONENT

If this creative use of MPUs with its requirement for learning a lot of "new tricks" is not for you and you prefer the wire-it-up-and-switch-it-on, well-defined type of project, don't ignore microprocessors because eventually there will be projects appearing in this magazine which will use microprocessors just as components.

In such cases construction will be just as it's always been, with the added interest of a "program diagram" in addition to the usual circuit diagram. A project like this might be titled "TV Game" or "Ignition Control" and the circuit and program presented would be dedicated to performing just one job.

It would be unnecessary in this case to understand fully the program, only how to get a blank PROM loaded with it, either by doing it yourself with the aid of a simple PROM programmer, or by post when you buy the PROM chip.

DEVELOPMENT SYSTEMS

If you *do* feel interested enough to invest in a general purpose system to try out your programming skills there are an increasing number of "Introductory Kits" (such as the SC/MP Introkit) appearing on the market which can usually be expanded to form quite capable development systems as your wings begin to spread.

Communicating with such a general purpose system is a bit of a headache because the most obvious way is to use a commercial teletypewriter or VDU, and these have prices which are unrealistic for our purpose to say the least!

The microprocessor itself can come to the rescue here though, because it can be programmed to imitate a Teletype, as in the National Telekit machine which provides most of the usual Teletype facilities but in a calculator case. This is quite a good idea, but unfortunately still a bit pricy in battered Britain at about £180.

The Telekit uses an extra MPU to do a dedicated job but it can be much cheaper to let the development system itself encode its own keyboard and drive its own display, and this is the approach used in certain microprocessor systems now under development.

Eventually it will be possible to construct low cost MPU peripherals such as VDUS using a standard television set, or program stores using cassette tape players, so that amateurs can build up a very powerful data processing system and enjoy all the benefits of the computer age in their own homes.

EVERYDAY USE

Commercially speaking, microprocessors are already in everyday use, and are to be seen in cars, cookers, washing machines, petrol pumps, weighing scales, juke boxes, signal generators, sewing machines and elsewhere.

In most of these applications the MPU chip is used to replace mechanical gadgets such as cam-timers or boards full of "random logic" (like TTL counters), but they provide new facilities into the bargain which were out of the question before the power of the microprocessor came along.

The microprocessor can be all things to all people, so versatile and powerful that seldom, if ever, are all the available facilities of a particular chip used in an application, and it is quite possible that the same device could be used in, say, a heart monitoring machine, and also turn up in a food-mixer. In the first case a sophisticated lengthy program, requiring many PROMS would be necessary, in the second a single PROM would probably suffice.

The nice thing about all this is, of course, that once the finer points of a particular MPU become familiar to the designer then it can be designed into almost any application that enters his head: there is no need to swop from MPU chip A to MPU chip B except in extreme circumstances.

THE PROGRAM

A basic microprocessor system is shown in Fig. 1.2. It will be noted that the system can be split into four main areas:

1. The MPU itself, which is capable of performing arithmetic, logical and manipulative operations on data with which it is provided, under the control of a sequence of program steps.

2. The Program Store which in its simplest form is a PROM but which could also be Read/Write memory (RAM) and which holds the sequence of instructions to control the action of the MPU.

3. The Data Store, which consists of an array of Read/Write memory and is used for storing input data, output data and intermediate results. (The Data Store is integrated with Read/Write program storage in some MPU designs, particularly development systems).

4. Input/Output Ports, which are simply the communications channels over which the MPU talks to the outside world. (These are of course binary channels, often four, eight, 12 or 16 bits wide for transferring parallel data words. An eight-bit port could represent 0—255 in binary, 0—99 in BCD, the state of eight separate and independent front panel switches, or the correct segment pattern to display the number "4" on a seven-segment display, for example.)

SYSTEM EXAMPLE

To see how these system components work together let us consider a simple example using an imaginary "one-bit" MPU to replace TTL which performs the following logical operation . . . $D = (A.B) + C$.

The TTL implementation of this expression can be achieved with a single two-input AND gate followed by a two-input NOR gate as shown in Fig. 1.3 (a).

The same result can be achieved with a few program steps on our imaginary microprocessor by . . .

Using a READ 0 instruction to input the state of Port 0.

Using a STORE instruction to file this away in the data store.

Using a READ 1 instruction to input the state of Port 1.

Using an AND instruction to solve $A.B$.

Using a STORE instruction to file away the result.

Using a READ 2 instruction to input the state of Port 2.

Using an OR instruction to solve $(A.B) + C$.

Using a COMPLEMENT instruction to form $\overline{(A.B) + C}$.

Using a WRITE 3 instruction to output the result D on Port 3.

The above sequence of instructions is stored in the Program Store and after "system reset" the sequence is carried out sequentially by the MPU to achieve the same result as the two TTL gates would. (See Fig. 1.3 (b)).

This may seem a pretty futile exercise but of course in a real system this would be only a tiny part of a much larger program. Real world microprocessors handle not one bit at a time but four, eight, twelve or even sixteen!

WHICH MICRO?

Later on in this series, after we have become more familiar with the detailed workings of the microprocessor chips and systems, we will take a critical look at

the various MPU chips available so that you can choose the one(s) which would be best for *your* sort of applications. But before going into that sort of detail it may be useful to think about two of the most fundamental, and often most confusing aspects of MPU selection, namely "Word length" and "Semiconductor Technology".

WORD LENGTH

Anyone who has come into contact with binary arithmetic knows that with (say) four bits there are 2^4 or 16 possible combinations and that with (say) 16 bits there are 2^{16} or 65,536 combinations possible. Applying this simple knowledge to MPU systems leads to the conclusion that with a four-bit answer the best definition possible is 1/16 or about 6 per cent, whereas with a 16-bit answer definition is: 1/65,536 or about 0.0015 per cent.

On this sort of comparison it looks obvious that "The bigger the word length the better". But this can be a trap to catch the unwary because another dimension must be added before genuine conclusions on word length can be drawn, and the extra dimension is "Time".

A four-bit MPU can process data to give 16-bit definition by simply cascading four, four-bit manipulations in its program; the only loss is in the time required to achieve an answer, and since even with slow MPUS 100,000 instructions can be implemented in one second, that may not be a limiting factor in *your* application!

Four-bit MPUS are ideal for handling decimal calculations where input and output are in BCD (Binary

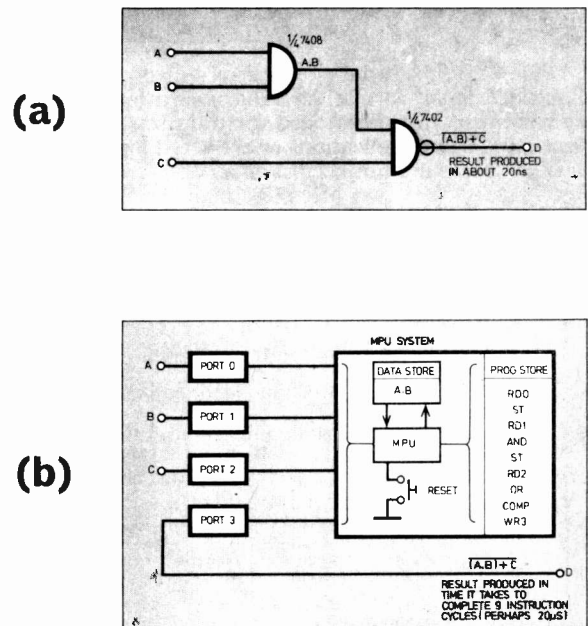


Fig. 1.3 Performing a logical operation
(a) the hard-wired logic approach
(b) the MPU programmed logic approach




HOW THEY COME . . .

The Intel SDK80 Microcomputer System Design Kit contains all components required to build a complete system based on the 8080A CPU Group. In addition, the board provides areas for expansion of the microcomputer system and for customised interfacing through a pre-drilled, wrapped-wire interconnection area.

ON ACTIVE SERVICE . . .

The RCA COSMAC Microprocessor Development System modified into a prototype for an automatic TV audience monitor unit.



Coded Decimal) format, straightforward logic control operations as may be needed for train sets or synthesizers, and most applications where very long programs or high speeds are not necessary.

ALPHANUMERIC

Eight-bit MPUs are more expensive, but have the useful facility of being able to handle alphanumeric data (0 to 9, A to Z etc.) directly, because eight-bit words give more than enough combinations to handle all the characters to be found on a typewriter keyboard.

Eight-bit MPUs are therefore ideal for data-processing applications where output is to a Teletype or VDU as well as for those applications which can be also handled by the four-bit chips.

Twelve- and 16-bit microprocessors are more powerful than the eight-bit devices in that they have larger instruction sets and can give more precision in a shorter time, but needless to say you have to pay for these goodies, and in the author's opinion they are a little too complicated and expensive for use in present amateur projects.

SEMICONDUCTOR TECHNOLOGY

Microprocessor chips are made in all the currently popular semiconductor processes. Each of these has attendant advantages and disadvantages which are summarised in Table 1.1.


PMOS was the first LSI technology and it is likely to be cheaper per bit than the others for some time to come, which makes it a likely first choice for amateur use—unless special characteristics like low power consumption (choose CMOS) or high speed (choose NMOS or Bipolar) are important.

NEXT MONTH: How the MPU chip works.

Table 1.1:

MICROPROCESSOR TECHNOLOGIES

	PMOS	NMOS	CMOS	Bipolar
Cost	Low	Medium	Medium	High
Speed	Low	Medium	Medium	High
Power	Low	Low	Very low	High
Usage	Wide	Wide	Medium	Specialised
Examples of commercial devices	4004 4040 8008 SC/MP TMS 1,000	8080 6800 2650 Z80	IM6100 Cosmac	3000 series




SPRING to life... with our APRIL issue

8 PAGE SUPPLEMENT PUTTING IT TOGETHER

...A Practical Guide for
Constructors

A look at wiring methods, prototyping systems, circuit boards, tools and aids.



TRANSIENT GENERATOR

An envelope shaper circuit designed to give keyboard triggered transient profiles for driving v.c.a.s and v.c.f.s. Also shown are various types of suitable trigger circuits.

pH METER - Part 2

Construction, calibration and operation of this instrument will be dealt with, including a F.E.T. input stage version.

DIGITAL VOLTMETER

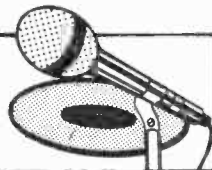
A mains-powered 3½-digit voltmeter based on the Ferranti ZNA116 dual-slope integration DVM chip. Four ranges cover 1-999 to 1999 volts d.c. full scale. Features include automatic polarity indication, overload indication and leading zero suppression.


DAY INDICATOR

This unit will display the day of the week on a row of l.e.d.s for up to a year on manganese alkaline cells, by using CMOS logic circuitry.


GET ON THE RIGHT ROAD...

Mobile Disco Techniques - Part 1





A NEW MUSICAL EFFECTS UNIT



AUTOWAH

BY P. J. GOODWIN

THIS unit contains a novel guitar effects circuit which uses an operational amplifier as a filter and attenuator, to automatically generate either a wah-pedal, or swell-pedal sound. The wah-pedal mode makes use of the Voltage Controlled Filter (v.c.f.), and the swell-pedal makes use of the Voltage Controlled Attenuator (v.c.a.); the effect being triggered by the start of each new note played through the unit. This leaves the guitarist's foot free to operate other effects pedals and switches, and also, especially when used in the attenuation mode, produces an effect not easy to achieve by conventional means.

PRINCIPLE OF OPERATION

Referring to the block diagram in Fig. 1 it can be seen that the input signal is buffered by an amplifier, and fed to a rectification and pulse generator circuit. This fires a pulse to the ramp generator at the start of each note. The pulse has the effect of resetting the ramp (which normally rests high), then allowing the output voltage to climb back up to the high end again, at a

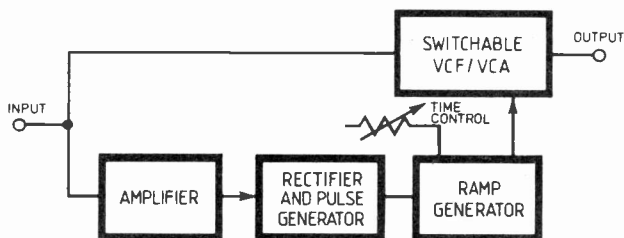


Fig. 1. Autowah block diagram

rate set by the time control. This ramp voltage is fed to the signal processing circuit, which can be switched into either a v.c.f. or v.c.a. mode of operation. Thus each note produced by the guitar will initiate its own ramp, and consequently its own "wah" or "swell".

A switch is also fitted to connect the input directly to the output, and so allow the signal to pass unchanged.

THE CIRCUIT

The v.c.f./v.c.a. is formed by IC1 and its associated components as illustrated in Fig. 2. Capacitors C1 and C2, and the field effect transistor TR1 form a "T" filter in the feedback path of IC1 when operating as a v.c.f., whilst for v.c.a. mode the f.e.t. becomes part of a purely resistive feedback path.

Amplification of the raw signal is required for the rectifier stage, and this is achieved through IC2. The gain of this pre-amp is set by R5 and R7, and the output is a.c. coupled (C4) to allow for the level shift generated by the diode pump rectifier, giving greater sensitivity. The components D1, D2 and C5 form the rectifier and smoothing circuit, with R8 providing a discharge path for C5. D3 provides a discharge path for C6. A d.c. voltage will appear across C5 throughout the duration of a note from the guitar, and due to the differentiating capacitor (C6), a pulse will be delivered to the base of TR2 at the onset of each note. Now C7 will be reset by TR2 and TR3, but because the pulse is very short, C7 will start to recharge almost instantly, at a rate set by VR2. It is this ramp, starting at the onset of each new note, that is used to control the v.c.f./v.c.a. via the gate of TR1.

Stereo jack sockets are used for input and output connections, to allow automatic connection of the batteries when the plugs are inserted.

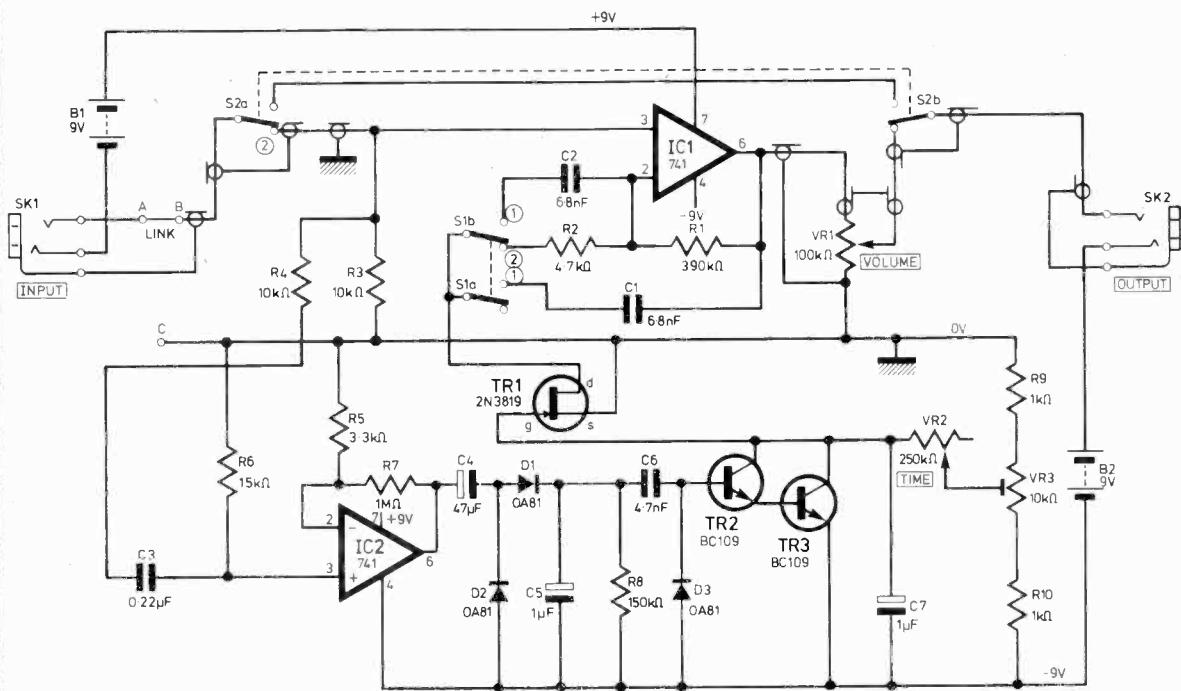


Fig. 2. Circuit diagram. All input and output leads to the jack sockets are screened, the screening providing an earth path

COMPONENTS . . .

Resistors

R1	390k Ω	R6	15k Ω
R2	4.7k Ω	R7	1M Ω
R3	10k Ω	R8	150k Ω
R4	10k Ω	R9	1k Ω
R5	3.3k Ω	R10	1k Ω

All $\frac{1}{4}$ W 10% carbon

Potentiometers

VR1	100k Ω log
VR2	250k Ω log
VR3	10k Ω preset

Capacitors

C1	6.8nF
C2	6.8nF
C3	0.22 μ F
C4	47 μ F 25V elect
C5	1 μ F 10V elect
C6	4.7nF
C7	1 μ F 16V elect

Integrated Circuits

IC1	741
IC2	741

Semiconductors

TR1	2N3819 f.e.t.
TR2	BC109C
TR3	BC109C
D1	OA81
D2	OA81
D3	OA81

Miscellaneous

4BA+6BA nuts and bolts. Two-pole c/o switches (2 off). Knobs, and a plastic or metal case. Two stereo jack sockets. 0.1 inch matrix Veroboard, 90 \times 100mm approx. Battery connectors (2 off), and wire.

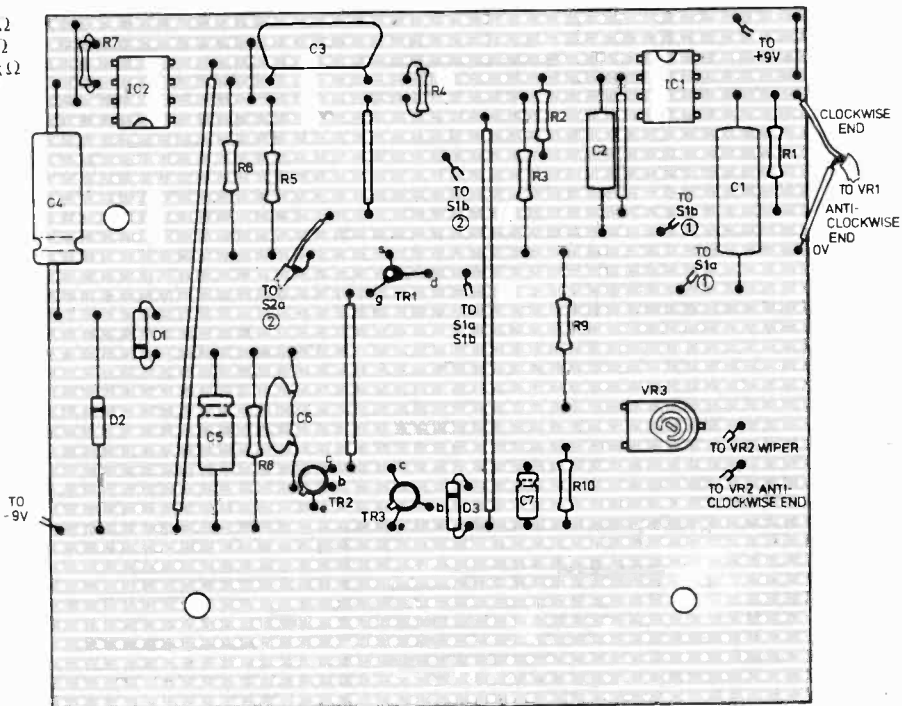



Fig. 3. Component layout. Switch positions are numbered to simplify wiring. Note: C4 is shown with incorrect polarity and should be reversed



Rear view showing wiring to front panel controls

CONSTRUCTION

The unit was constructed on 0.1in Veroboard as shown in the layout diagram (Fig. 3). The gate of TR1 may be left unconnected at the circuit board construction stage, to allow for a simple test later on.

A ready-made aluminium and steel box, 203 × 140 × 51mm, was used for the prototype, but any convenient case will do, although metal is preferable for both screening and robustness.

Although a miniature two-pole changeover toggle-switch was used as the BYPASS switch on the prototype, a footswitch could be used and mounted in the lid of the box. However, suitable two-pole changeover footswitches do seem to be both expensive and difficult to obtain from electronic parts retailers.

Current consumption is around 4mA (measured in each supply rail), so PP3 or PP6 batteries can be used. The batteries were clamped into the prototype by an aluminium strip held by two long 6BA bolts.

The Veroboard was mounted on two 25mm × 4BA bolts using short lengths of plastic tube as spacers, and with additional support from a block of foam rubber glued to the floor of the box.

Letraset and Letrafilm were used on the front panel, and sprayed with Letracote gloss. This finish tends to be rather brittle, and so a coat of polyurethane varnish would give a more resilient finish.

TEST

A simple test can be carried out at this point to check the operation of the v.c.f./v.c.a. A fingertip brought close to the gate of TR1 should cause heavy 50Hz mains hum modulation of any note fed through the unit to an amplifier. There should be a clearly audible difference between the v.c.f. mode and the v.c.a. mode. After this check, the gate of TR1 can be connected to the circuit. The unit is sensitive enough to respond to most guitar pick-ups, although some low output guitars may give unreliable triggering.

ADDITIONAL PRE-AMPLIFIER

Should a low output guitar be used, the additional pre-amp shown in Fig. 4 can be employed to boost the low level signals. It may be fitted inside the Autowah Unit, or built as a separate item with its own case and batteries, so as to be a useful general purpose pre-amp. When used with normal guitar pick-ups, the pre-amp will cause a certain amount of clipping and distortion; but this does give the v.c.f. more harmonics to work on, and results in a stronger more aggressive sound, possibly preferred by some rock guitarists.

USING THE AUTOWAH

Since the trigger circuit responds to increases in the input level, it is not normally necessary to leave spaces between notes as with some circuits, and quite fast, fluid runs can be played after only limited experience with the unit. However, should the circuit not seem to respond quickly enough to successive notes, R8 may be slightly reduced in value.

For best results, some experimentation with the input levels may be necessary, compensating for any adjustments by a corresponding adjustment to the amplifier volume control.

The output volume of the Autowah is normally set to give no change in volume with the unit switched out of circuit. With the unit in circuit and switched to v.c.f. mode, the time control will vary the length of the "wah", from an extremely short "click" to something over one second. In the v.c.a. mode, most effective results are obtained when the time control is adjusted to just remove the sharp peak at the start of the guitar envelope, which changes the sound to a surprising extent. This produces something like a violin sound; or with fuzz, using the additional pre-amp, a harmonium sound is produced.

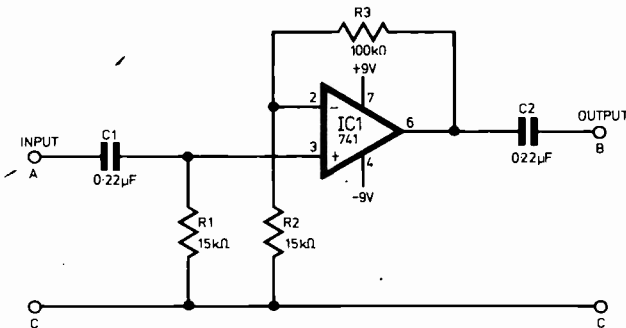


Fig. 4. Additional pre-amplifier for use with low output guitars

COMPONENTS . . .

OPTIONAL PRE-AMP

Resistors

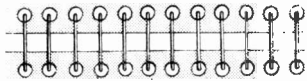
- R1 15kΩ
- R2 15kΩ
- R3 100kΩ
- All ½W 10% carbon

Capacitors

- C1 0.22µF
- C2 0.22µF

Integrated Circuits

- IC1 741



INDUSTRY NOTEBOOK

By *Nexus*



THE RECORD BREAKERS

British electronics companies are performing as never before. GEC is doing record business with sales in the current financial year certain to approach, if not surpass, £2,000 million with pre-tax profits of some £250 million. I base this forecast on first-half results of £963 million sales and profit of £120 million, an all-time record and the pace shows no sign of slackening. Moreover, GEC's liquidity position is remarkable with nearly £350 million cash in the bank which alone generated £15 million in interest.

Of course, GEC is also in heavy electrical engineering and consumer products but the telecommunications, electronics and automation sectors accounted for £273 million turnover in the first half and should top £550 million for the full year. Capital investment is running at some £80 million a year, hardly deserving the taunts of those who are never tired of saying that British industry lacks the will to invest.

Proportional to its size, Racal Electronics Group is doing even better than GEC and breaking every record in the book. Turnover is now over £100 million a year and when the financial year closes on March 31, pre-tax profits are forecast as being not less than £28 million compared with £19.65 million in the preceding year and £9.5 million the year before that.

Exports are better than ever, now running at 75 per cent of production for the whole group and 85 per cent in communications products. Chairman Ernest Harrison is not exaggerating when he claims that Racal is enjoying "exceptional years".

Having built up a dominating

position with its communications products, spearheaded by military manpacks and mobile radios, in Africa, the Middle East and the Far East Racal's problem now is where to look for further expansion. Harrison sees it in the United States. First moves have already been made in securing a 15 per cent stake in Milgo Electronic Corporation. Racal has had a 50/50 share in Racal-Milgo which markets Milgo data modems outside the United States. Now Racal will have a direct interest in manufacturing and product development through representation on the Milgo board.

Additionally, Racal's own company in the United States, Racal Communications Inc. at Rockville, Maryland, has now received its biggest ever contract from the U.S. government for a new communications receiver designed in the U.S.A. This could be the big breakthrough for which Racal has been patiently waiting over the years.

By the standards of U.S. military spending the present contract is comparatively insignificant in cash terms but if the receiver is made standard U.S. forces equipment the flood gates could open. It is only by having a company based in the United States that one can hope to get military contracts. Outsiders are heavily penalised through the "Buy America" act which protects the home industry.

Meantime, the Racal Group with its buoyant financial position is actively looking for take-over possibilities at home. The Group now has 23 companies in the U.K. and 12 overseas.

Britain's data processing giant ICL continues to gain strength with 20 per cent growth of which very little is said to be due to inflation. Profits are up to £12.5 million from £9.5 million and overseas turnover is now 40 per cent of the total and expected to rise to 50 per cent. Nice work.

A NATIONAL ENTERPRISE

The cut-throat consumer market with ever-tumbling prices may be good for the customer but can be disastrous for manufacturers who can't stand the pace. Latest victim is Clive Sinclair's Sinclair Radionics, now baled out of trouble by the National Enterprise Board.

Whether we like it or not we are now all shareholders in Sinclair and therefore wish the company well. And Clive Sinclair has, in the end, seen his most cherished ambition, his miniature TV set project, come to fruition (see page 198).

But whether such a project is much related to the "regeneration of British industry" with which the NEB is reputed to be connected, is quite another matter. It seems that

in talks with other possible backers their commercial judgement in relation to such projects was lukewarm. One might have expected the NEB's response to have been in agreement with those with long professional experience.

The most astonishing aspect of the whole affair is that the key component, the miniature picture tube, is to be imported from overseas through a European supplier who will reap some of the benefit of the British tax-payers' investment in £650,000 of ordinary shares and 200,000 £1 preference shares.

ENTENTE CORDIALE?

Hard on the heels of an agreement between Plessey Semiconductors and Sescosem, the semiconductor division of the French giant Thomson-CSF, for mutual development and production of surface acoustic wave (SAW) devices came an announcement that the two companies were exploring a similar agreement on integrated circuits. Industry thinking is that only by mutual co-operation can European i.c. manufacturers stave off the enormous challenge of the big American producers who are only too anxious to capture the bulk of the important European market.

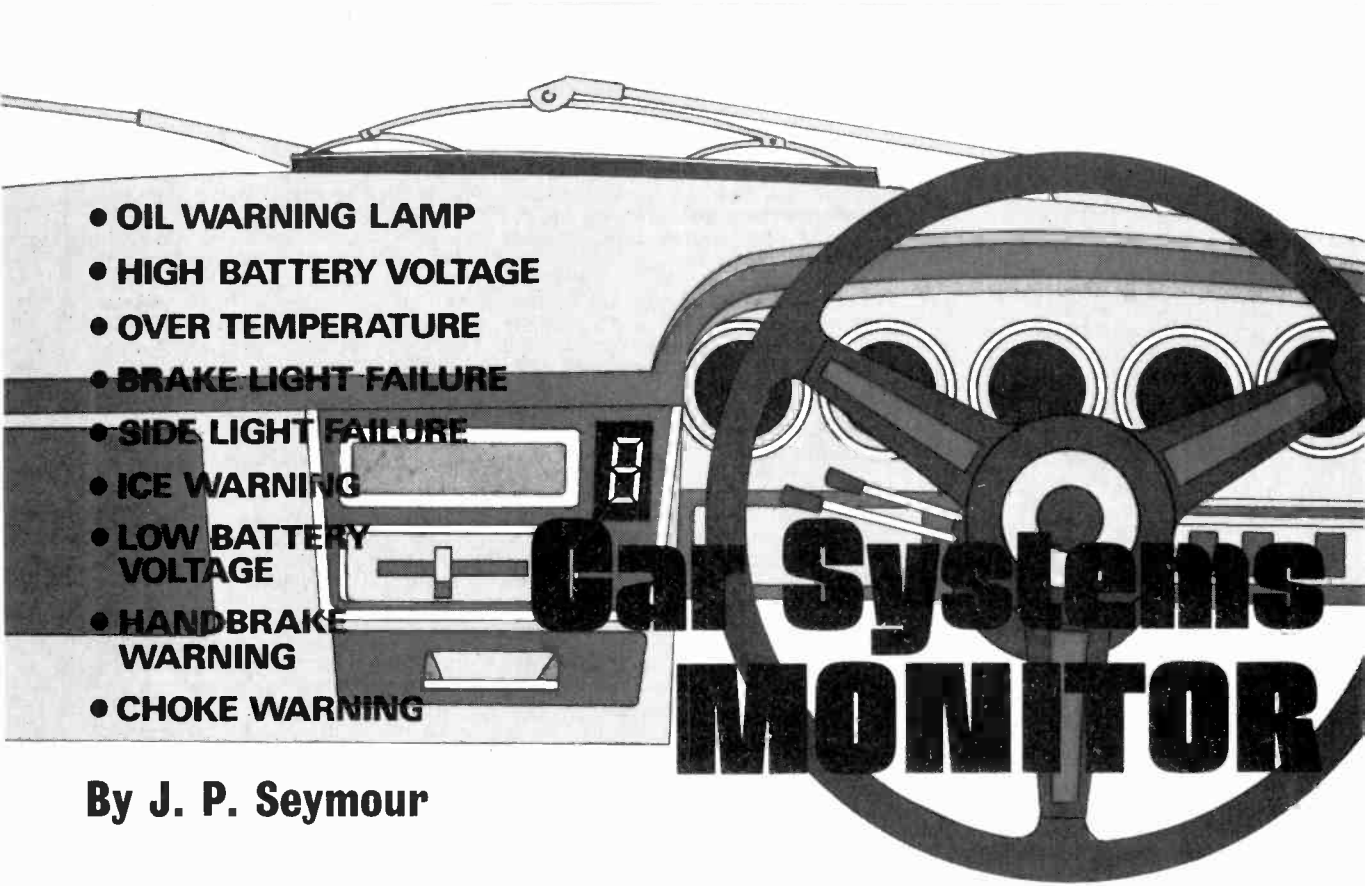
Recent successes in semiconductor exports have considerably strengthened Plessey's hand in negotiations. But co-operation agreements have proved difficult in the past in the semiconductor business. Attempts to re-group the British industry into larger units have always failed. Will an Anglo-French initiative prove more fruitful? Or an Anglo-German? Or an Anglo-French-German, because Siemens is said to have been a party to informal discussions?

If one is to share one's R and D secrets and production know-how there is clearly great commercial risk and that has always been the stumbling block.

DISPLAYS

The increasingly booming business in electronic displays is proving more and more attractive. Rank Optics is investing heavily in a plant in Leeds, claiming to be the first British company to go into mass production of professional quality liquid crystal displays.

The size of the LCD market can be gauged from the claim that this year Brown Boveri will be churning out watch-sized LCDs at the rate of five million a year. And production of LED displays from various manufacturers is of similar astronomical proportions. In fact, electronic displays are now a recognised specialist sector of electronics with its own exhibition and conference as an annual event.

- 
- OIL WARNING LAMP
 - HIGH BATTERY VOLTAGE
 - OVER TEMPERATURE
 - BRAKE LIGHT FAILURE
 - SIDE LIGHT FAILURE
 - ICE WARNING
 - LOW BATTERY VOLTAGE
 - HANDBRAKE WARNING
 - CHOKE WARNING

Car Systems MONITOR

By J. P. Seymour

IN any car there are a number of points which should be monitored by the driver. The number of instruments and warning lights fitted by the manufacturer varies widely according to model, and in many cases there is little dashboard space left to add any more.

The output of the self-diagnostic car systems monitor to be described is in the form of a single 7-segment i.e.d. display which may be fitted to even the most crowded of car instrument panels. The circuit is capable of displaying up to ten fault conditions, and will indicate the existence of any number of these faults occurring at the same time, and their seriousness.

The central unit uses one five volt regulator i.e., five TTL i.c.s and three CMOS i.c.s, with a few gates left over which could be used as part of the interface circuitry for the various inputs.

CIRCUIT DESCRIPTION

Two power supply lines are required for the unit. The +12V supply for the CMOS chips is taken direct from the car supply, while the +5V supply for the TTL is derived from a 7805 regulator, IC1. See Fig. 1.

An NE555, IC2, operates as a clock oscillator driving IC3, a BCD counter. The output of IC3 is applied to IC5 (of which more later) and to IC4, a 7-segment decoder/driver. The output from this i.c. to the display is blanked unless a fault occurs, in which event a pre-selected number corresponding to that fault will flash on and off with a mark/space ratio of 1:10. Should more faults occur simultaneously, more numbers will flash in sequence.

Scanning of the input lines is accomplished by connecting the outputs of IC5, a BCD to decimal decoder,

via switches to the blanking input of IC4. Thus as the counter counts from zero to nine the switches are scanned one by one and the display is held off as long as the switch being scanned is closed. The switches take the form of CMOS devices, IC6—IC8, which are closed so long as the control input to each switch is held at +12V. Each package contains four switches.

The switch outputs are fed via two inverters contained in IC9. These act as a buffer amplifier, necessary because the maximum current rating of the CMOS switches is not sufficient to drive the blanking input of IC4. The car-driver is alerted to more serious faults by means of a "bleeper", based on IC10 which operates as a gated oscillator. When an alarm signal is output by IC9, AND the A output of IC3 is high (signifying an odd number) the oscillator is activated and its output is fed via amplifier TR1 to a small loudspeaker or earpiece insert.

CONSTRUCTION

The prototype was built on matrix board (Fig. 2), which seemed the best method allowing as it does complete flexibility in the wiring of the various input interface circuits required. The voltage regulator circuit was built up on a separate small piece of board, so that the heat sink tab of IC1 could be bolted to the car chassis. No insulation is required, since the tab is connected to the 0V line. Note that the circuit as designed is suitable for NEGATIVE EARTH electrical systems only.

If the assembly order follows the order in which the i.c.s are numbered, power supply followed by timer, etc., each section of the circuit may be tested as it is completed.

COMPONENTS . . .

Resistors

R1	4.7kΩ	R22, R23	2.2kΩ (2 off)
R2	1kΩ	R24	270Ω
R3-R9	270Ω (7 off)	R25	22Ω
R10	4.7kΩ	R26	4.7kΩ
R11	270Ω	R27	1kΩ
R12-R21	1kΩ 1/4W (10 off)		

All 10% 1/4W unless otherwise specified

Variable Resistors

VR1	100kΩ
VR2, VR3	10kΩ (2 off)

All min. presets

Capacitors

C1	0.22μF polyester
C2	0.47μF polyester
C3	10μF 16V electrolytic
C4, C5	0.22μF polyester (2 off)

Semiconductors

IC1	7805 5V 1A regulator
IC2	555 timer
IC3	7490
IC4	7447A
IC5	74145
IC6-IC8	4016 (3 off)
IC9	7404
IC10	7400
IC11, IC12	741 (2 off)
TR1	2N3704
D1	1N5401
D2	BZY88 C4V7

LED 1 Any 7-segment common anode i.e.d. display with I_F typical of about 10mA per segment

Note Items in italics are for the over/undervoltage input interface (Fig. 3)

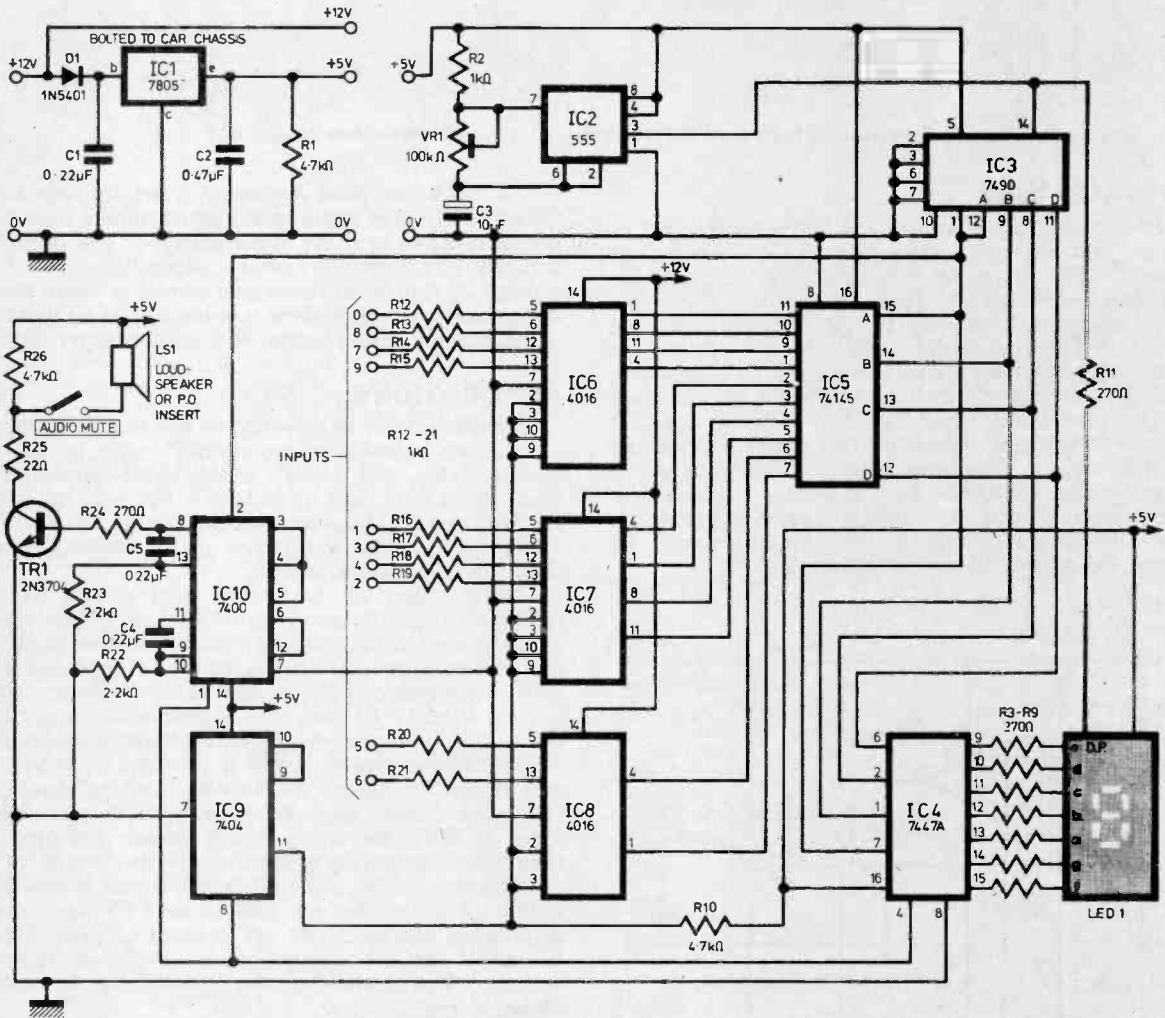


Fig. 1. Circuit diagram of the central unit of the monitor




Fig. 2. Component layout of the central unit, plus the interface circuit of Fig. 3

INSTALLATION

In operation the alarm inputs are normally held at +12V and are taken down to near 0V when a fault occurs. The values for R12—R21 are the minimum required to protect the CMOS inputs from a low impedance source and may be increased considerably without affecting performance. Inputs which are being controlled by a s.p.s.t. normally closed switch, such as a mechanical thermostat, should be connected to one side of the switch and to -12V via a 4.7kΩ resistor. The other side of the thermostat is connected to chassis (0V). The extra resistor is to stop the input from floating when the switch is open. If a normally open switch is being monitored, the resistor and switch are interchanged. Any unused inputs should be connected directly to the -12V supply.

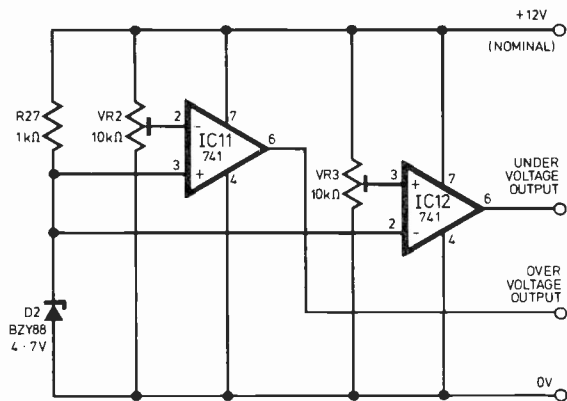


Fig. 3. An example of a suitable interface circuit, monitoring battery system voltage

The clock oscillator frequency is set by means of VR1 so as to give a reasonably fast scanning rate, but not so rapid as to make identification of two or more consecutively displayed numbers impossible.

The 12V supply for the system should be taken from the accessory position of the ignition switch, so that the unit is isolated during operation of the car starter motor.

APPLICATIONS

Suitable faults to be indicated by odd numbers, where the audible warning is operational, might be an oil warning lamp, high battery voltage, over-temperature, brake lights fault, side lights fault. For even numbers the faults could be an ice warning device, low battery voltage, handbrake warning or choke warning, since these are perhaps less urgent.

Clearly, many of these ideas (and others) would require further interface circuitry such as voltage comparators and current sensing circuits. An example of one of these types of circuit is shown in Fig. 3 and will provide a warning of low or high battery voltage. The circuit consists of two 741 operational amplifiers operating in the open loop mode as voltage comparators. A reference voltage of +4.7V is provided by R27/D2, and this is connected to the non-inverting input of IC11, the over-voltage sensor, and to the inverting input of IC12, the under-voltage sensor. Samples of the battery voltage are applied to the other inputs from potentiometers VR2 and VR3, which are set so that the output of the related i.c. falls to near 0V when pre-determined voltage levels are reached. These might be +15V for over-voltage and +10.5V for under-voltage. This circuit has been included on the board shown in Fig. 2.

The prototype system was built for around £7, but this is not excessive when one considers the cost of repairing an engine damaged by overheating or similar fault.

Unique full-function 8-digit wrist calculator... available only as a kit.

A wrist calculator is the ultimate in common-sense portable calculating power. Even a pocket calculator goes where your pocket goes – take your jacket off, and you're lost!

But a wrist-calculator is only worth having if it offers a genuinely comprehensive range of functions, with a full-size 8-digit display.

This one does. What's more, because it *is* a kit, supplied *direct* from the manufacturer, it costs only a very reasonable £9.95 (plus 8% VAT, P&P). And for that, you get not only a high-calibre calculator, but the fascination of building it yourself.

How to make 10 keys do the work of 27

The Sinclair Instrument wrist calculator offers the full range of arithmetic functions. It uses normal algebraic logic ('enter it as you write it'). But in addition, it offers a % key; plus the convenience functions \sqrt{x} , $1/x$, x^2 ; plus a full 5-function memory.

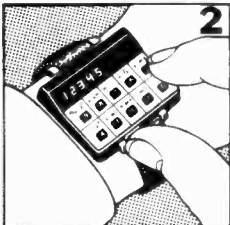
All this, from just 10 keys! The secret? An ingenious, simple three-position switch. It works like this.



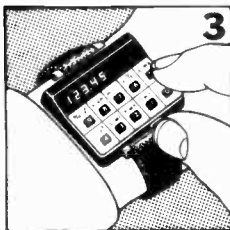
1. The switch in its normal, central position. With the switch centred, numbers – which make up the vast majority of key-strokes – are tapped in the normal way

2. Hold the switch to the left to use the functions to the left above the keys ...

3. and hold it to the right to use the functions to the right above the keys.



The display uses 8 full-size red LED digits, and the calculator runs on readily-available hearing-aid batteries to give weeks of normal use.



KIT ONLY
£9.95
PLUS VAT, P&P

Sinclair Instrument Ltd,
6 Kings Parade, Cambridge,
Cambs., CB2 1SN.
Tel: Cambridge (0223) 311488.

Assembling the Sinclair Instrument wrist calculator

The wrist calculator kit comes to you complete and ready for assembly. All you need is a reasonable degree of skill with a fine-point soldering iron.

It takes about three hours to assemble. If anything goes wrong, Sinclair Instrument will replace any damaged components *free*: we want you to enjoy assembling the kit, and to end up with a valuable and useful calculator.

Contents

Case and display window.
Strap.
Printed circuit board.
Switches.
Special direct-drive chip (no interface chip needed).
Display.
Batteries.

Everything is packaged in a neat plastic box, and is accompanied by full instructions.

The only thing you need is a fine-point soldering iron.

All components are fully guaranteed, and any which are damaged during assembly will be replaced free.

The wrist-calculator kit is available only direct from Sinclair Instrument. Take advantage of this 10-day money-back undertaking.

Send the coupon today.

To: Sinclair Instrument Ltd,
6 Kings Parade, Cambridge, Cambs., CB2 1SN.

* Please send me ... (qty) Sinclair Instrument wrist-calculator kits at £9.95 plus 80p VAT plus 25p P&P (Total £11).

* I enclose cheque/PO/money order for £.....

* Complete as applicable.

Name _____

Address _____

(Please print)

I understand that you will refund my money in full if I return the kit undamaged within 10 days of receipt.

PE/3

PATENTS REVIEW...

GAIN COMPENSATING AMPLIFIER

A British company based in the Channel Islands, Television Research Ltd., patents, in BP 1 449 825, a novel audio amplifier system. The gain is automatically controlled, to compensate for changes in ambient background noise level, for instance to keep the level of reproduced speech, alarm signals or background music always audible.—Existing systems, which sense ambient level with a microphone, tend towards instability it is claimed.

The block diagram of the new patented system is shown in Fig. 1. The input signal (speech, music, warning alarm, etc.) is fed through a buffer amplifier to a variable gain amplifier for reproduction and also to a switching amplifier which detects periods when the input signal falls below a preset threshold.

The microphone senses the ambient sound level and feeds the detector circuit, via an amplifier, with a signal representative of total sound in the environment, i.e. reproduced sound plus ambient noise. An inhibitor circuit in the switching amplifier chain is used to control the detector so that its output is fed to the store during quiet periods only (i.e. when the switching amplifier detects that the

signal level at the buffer amplifier is below the preset threshold).

The provision of the store between the detector and a variable gain amplifier effectively increases the normally short time constant of the detector during quiet periods. This prevents a sudden change in ambient noise level, as for instance produced by a dropped eating utensil or sudden laugh, from altering the gain of the microphone amplifier when the reproduced programme is quiet.

Details of suitable switching amplifier, inhibitor and an ambient noise level detector (with converter from analogue detector voltage to four-bit digital code storage) are given in the patent. Also, suitable digital stores are described.

IN BRIEF

BP 1 451 817—Chan Hue Yeh: *Electronic Data Processing of Chinese Characters*. A Chinese Teletype which functions without conventional code and decode means as so far employed for converting Oriental characters to electronic signals.

The characters are digitised by placing them under a grid formed as a 24 × 20 matrix, giving 480 grid portions. The digital results are converted to hexadecimal form, stored, retrieved, transmitted and, on reception, used to drive a conventional matrix printer corresponding to the matrix used for digitisation.

BP 1 451 969—Telub A.B.: *Apparatus for Converting Digital Information to Braille*. This invention is a calculator modified to provide a Braille output.

A memory register is used, which senses and is triggered to commence entry by the leading edge of a received pulse. The pulse trailing edge triggers transmission of the memory content, to a mechanical Braille format indicator.

Calculator clock pulses are used as the memory triggering pulses.

BP 1 449 371—Porsche AG: *Electrical Speed and Distance Indicator*. A simple, but apparently novel idea, because the patent has been accepted. A crossed pair of stationary reed switches lie adjacent to a single bar magnet on a rotating spindle, and produce sufficient discrete pulses, even at low rotational speeds, to provide a steady dial readout after integration.

BP 1 448 879—M. Demetrescu: *Generator*. A novel approach to the generation of electric power at mains frequencies. A mass and spring combination is tuned to a resonant frequency equal to the a.c. frequency to be generated. The mass is moved by mechanical power pulses, for instance in an IC engine, under electronic ignition control to keep the system resonating. Power at the frequency of resonance is generated electromagnetically by interaction of moving coils and magnets.

BP 1 449 825

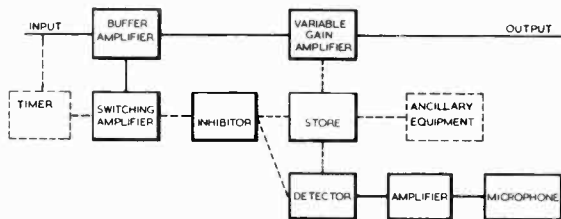



Fig. 1

Copies of Patents can be obtained from the Patent Office Sales, St. Mary Cray, Orpington, Kent. Price 95p each



WILMSLOW AUDIO

THE Firm for speakers!

SPEAKERS

Baker Group 25, 3, 8 or 15 ohm £13-00
 Baker Group 35, 3, 8 or 15 ohm £14-50
 Baker Group 50/12 8 or 15 ohm £21-00
 Baker Group 50/15 8 or 15 ohm £25-75
 Baker Deluxe 124, 8 or 15 ohm £17-50
 Baker Major 3, 8 or 15 ohm £15-00
 Baker Superb 8 or 15 ohm £22-50
 Baker Regent 12in 8 or 15 ohm £12-50
 Baker Auditorium 12in 8 or 15 ohm £21-00
 Baker Auditorium 15in 8 or 15 ohm £25-75
 Castle 8RS/DD 4 or 8 ohm £9-95
 Celestion G12M 8 or 15 ohm £12-95
 Celestion G12H 8 or 15 ohm £15-95
 Celestion G12/50 8 or 15 ohm £18-00
 Celestion G12/50TC 8 or 15 ohm £20-00
 Celestion G12/50 2236 s/cone £18-00
 Celestion G12/50 2239 s/cone, alum. dome £18-50
 Celestion G15C 8 or 15 ohm £26-95
 Celestion G18C 8 or 15 ohm £39-95
 Celestion HF1300 8 or 15 ohm £7-50
 Celestion HF2000 8 ohm £8-55
 Celestion MH1000 8 or 15 ohm £13-50
 Coles 4001G £5-90
 Coles 4001K £5-90
 Decca London ribbon horn £31-50
 Decca London CO/1000/8 crossover £6-95
 Decca DK30 ribbon horn £20-50
 Decca CO/1/8 crossover (DK30) £4-75
 EMI 14 x 9in bass 8 ohms, 14A770 £14-95
 EMI 8 x 5in, 10W, d/cone, roll surr. £3-95
 EMI 8in d/cone, roll surr., 8 ohm £3-95
 EMI 8in roll surr. bass £6-75
 EMI 5in mid range £3-50
 Elac 59RM 109 (15 ohm), 59RM114 (8 ohm) £3-50
 Elac 8 1/2in d/cone, roll surr., 8 ohm £3-95
 Elac 10in 10RM239, 8 ohm £3-95
 Eagle FR4 £6-75
 Eagle FR65 £11-95
 Eagle FR8 £14-95
 Eagle FR10 £18-50
 Eagle HT15 £4-50
 Eagle HT21 £5-50
 Eagle HT21 £5-25
 Eagle MH110 £7-50
 Eagle FF28 Multicell. horn £5-75
 Fane Pop 15, 16 ohm £9-95
 Fane Pop 33T, 8 or 16 ohm £12-50
 Fane Pop 50, 8 or 16 ohm £16-95
 Fane Pop 55, 8 or 16 ohm £19-95
 Fane Pop 60, 8 or 16 ohm £21-75
 Fane Pop 70, 8 or 16 ohm £33-95
 Fane Pop 100, 8 or 16 ohm £42-95
 Fane Crescendo 12, 8 or 16 ohm £44-95
 Fane Crescendo 12BL, 8 or 16 ohm £54-95
 Fane Crescendo 15/100A, 8 or 16 ohm £64-95
 Fane Crescendo 15/125, 8 or 16 ohm £64-95

SPEAKERS

Fane Crescendo 18, 8 or 16 ohm £75-95
 Fane 910 Mk II horn £15-75
 Fane 920 Mk II horn £45-95
 Fane HPX1 crossover 200W £2-50
 Fane 13E x 8in, 15W dual cone £5-50
 Fane 801T 8in d/c, roll surr. £9-50
 Gauss 12in £132-00
 Gauss 15in £139-00
 Gauss 18in £140-00
 Goodmans Axent 100 £8-50
 Goodmans Audiom 200 8 ohm £14-95
 Goodmans Axiom 402 8 or 15 ohm £22-00
 Goodmans Twinaxiom 8, 8 or 15 ohm £10-60
 Goodmans 8P 8 or 15 ohm £6-50
 Goodmans 10P 8 or 15 ohm £6-95
 Goodmans 12P 8 or 15 ohm £16-50
 Goodmans 12PG 8 or 15 ohm £17-75
 Goodmans 12PD 8 or 15 ohm £18-75
 Goodmans 12AX 8 or 15 ohm £44-00
 Goodmans 15AX 8 or 15 ohm £49-00
 Goodmans 15P 8 or 15 ohm £24-00
 Goodmans 18P 8 or 15 ohm £39-95
 Goodmans Hifax 750P £16-95
 Goodmans 5in midrange 8 ohm £4-25
 Jordan Watts Module, 4, 8 or 15 ohm £16-25
 Kef T27 £8-50
 Kef T15 £10-75
 Kef B110 £10-95
 Kef B200 £11-95
 Kef B139 £24-95
 Kef DN8 £2-75
 Kef DN12 £7-25
 Kef DN13 SP1015 or SP1017 £4-95
 Lowther PM6 £32-00
 Lowther PM6 Mk 1 £35-00
 Lowther PM7 £48-60
 Peerless KO10DT 4 or 8 ohm £8-25
 Peerless DT10HFC 8 ohm £9-50
 Peerless KO40MRF 8 ohm £10-50
 Peerless MT225HCF 8 ohm £3-75
 Richard Allan HP8B £12-50
 Richard Allan LP8B £8-50
 Richard Allan DT20 £6-25
 Richard Allan CN8280 £16-95
 Richard Allan CN820 £3-15
 Richard Allan Super Disco 60W 12in £17-95
 Richard Allan CG15 15in bass £28-50
 Richard Allan Super Disco 10in 50 watt £13-25
 Richard Allan Super Disco 8in 50 watt £12-95
 Radford BD25 £26-95
 Radford MD9 £12-95
 Radford MD6 £17-95
 Radford TD3 £8-25
 Radford Cross Over Network £16-95
 Tannoy 10in Monitor HPD £79-25

Tannoy 12in Monitor HPD £87-00
 Tannoy 15in Monitor HPD £103-00

SPEAKER KITS

Baker Major Module 3, 8 or 15 ohm each £18-00
 Fane Mode One Mk II 15W each £10-35
 Fane D40 Disco Kit each £19-95
 Goodmans DIN 20 4 or 8 ohm each £15-75
 Goodmans Mezzo Twin Kit pair £51-95
 Helme XLK 30 pair £21-95
 Helme XLK 35 pair £26-75
 Helme XLK 40. pair £38-50
 Kefkit 1 each £59-50
 Kefkit III each £56-00
 Peerless 1060 pair £61-50
 Peerless 1070 each £54-95
 Peerless 1120 each £61-50
 Peerless 2050 pair £43-95
 Peerless 2060 pair £58-50
 Richard Allan Twin assembly each £13-95
 Richard Allan Triple 8 each £20-75
 Richard Allan Triple 12 each £25-95
 Richard Allan Super Triple each £29-50
 Richard Allan RA8 Kit pair £37-80
 Richard Allan RA82 Kit pair £59-40
 Richard Allan RA82L Kit pair £65-70
 Wharfedale Denton 2XP kit pair £23-25
 Wharfedale Linton 3XP kit pair £34-25
 Wharfedale Glendale 3XP kit pair £49-50

HI-FI ON DEMONSTRATION in our showrooms:

Akai, Armstrong, Bowers & Wilkins, Castle, Celestion, Dual, Goodmans, Kef, Leak, Pioneer, Radford, Richard Allan, Rotel, Tandberg, Trio, Videotone, Wharfedale, etc.—ask for our Hi-Fi discount price list.

THIS MONTH'S SPECIALS! (Carr. £2-50)

Videotone Minimax II £43-00
 Sansui 331 £114-00
 Pioneer 7070 £199-00
 Trio KR 2600 £109-00
 Sugden A21 £130-00
 Minimax Mk II £46-95
 Sansui SC2000/2002 £160-00
 We stock the complete Radford range of amplifiers, preamplifiers, power amplifiers, tuners, etc., and also Radford Audio Laboratory equipment, low distortion oscillator, distortion measuring set, audio noise meter, etc.
 ALL PRICES INCLUDE VAT (PRICES CORRECT AT 10/1/77)
 Send stamp for free 38 page booklet "Choosing a Speaker"
 ALL UNITS GUARANTEED NEW AND PERFECT
 Carriage and insurance: Speakers up to 12in 60p; 12in £1; 15in £1-75; 18in £2-50. Kits £1 each (£2 per pair). Tweeters and Crossovers 33p each.

WILMSLOW AUDIO

Dept PE

Loudspeakers, mail order and export: Swan Works, Bank Square, Wilmslow.

Hi-Fi, Radio and TV: Swift of Wilmslow, 5 Swan Street, Wilmslow, Cheshire.

PA, Hi-Fi and Accessories: Wilmslow Audio, 10 Swan Street, Wilmslow, Cheshire.

Telephone: Loudspeakers, mail order and export—Wilmslow 29599; Hi-Fi, Radio, etc.—Wilmslow 26213.

Access and Barclaycard orders accepted by phone


Complete kits in stock for Radford Studio 90, Radford Monitor 180, Radford Studio 270, Radford Studio 360, Hi-Fi Answers Monitor (Rogers), Hi-Fi News No Compromise (Frisby), Hi-Fi News State of the Art, Wireless World Transmission Line (Bailey), Practical Hi-Fi and Audio Monitor (Giles), Practical Hi-Fi and Audio Triangle (Giles), Popular Hi-Fi (Colloms), etc.

On dem. Answers Monitor, State of Art, etc.

Construction leaflets for Radford, Kef, Jordan Watts, Tannoy, Hi-Fi Answers Monitor, free on request.

P.A. amplifiers, microphones, etc., by Shure, Linear, Eagle, Beyer, AKG, etc.

FREE with orders over £10—"Hi-Fi Loudspeaker Enclosures" book.



A selection of readers' original circuit ideas. It should be emphasised that these designs have not been proven by us. They will at any rate stimulate further thought. Why not submit your idea? Any idea published will be awarded payment according to its merits. Articles submitted for publication should conform to the usual practices of this journal, e.g. with regard to abbreviations and circuit symbols. Diagrams should be on separate sheets, not inserted in the text. Each idea submitted must be accompanied by a declaration to the effect that it is the original work of the undersigned, and that it has not been accepted for publication elsewhere.

BENCH POWER SUPPLY

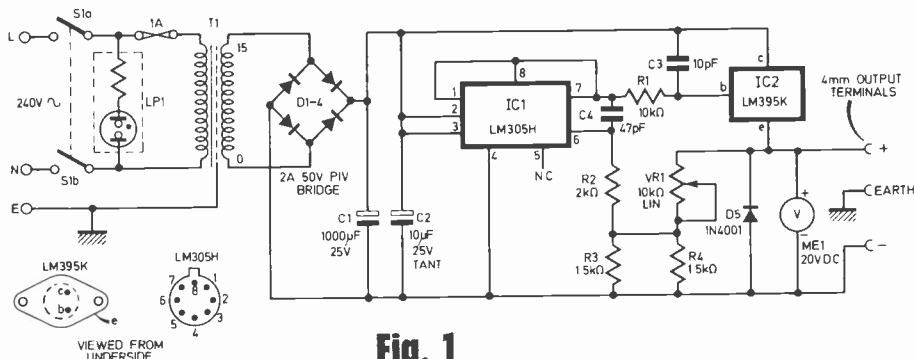


Fig. 1

THE circuit of Fig. 1 uses two National Semiconductor integrated circuits to provide a short-circuit-proof one amp variable d.c. power supply, variable from 3 to 20V.

Mains voltage is stepped down by transformer T1, type Douglas MT3, of which the 15V winding is used. The a.c. voltage is rectified and smoothed by D1-4 and C1 and passes to pin 3 of the i.c. regulator type LM305H. This i.c. comes in an 8-lead TO-5 can. The output from the LM305H is taken from pin 8 and drives the second i.c., the LM395K. This has three terminals like a normal transistor, but its internal circuitry limits the output current of the power supply to one ampere; thus the power supply is short-circuit-proof, as all that would happen if the output terminals were shorted would be that

the i.c. would current-limit. The LM395K also thermal-limits if it gets too hot due, for example, to insufficient heat-sinking. The LM395K comes in a TO-3 case, but note that the case is connected to the emitter. Potentiometer VR1 controls the feedback to the regulator i.c., but need not be a simple pot. It could be replaced by a rotary switch selecting 10kΩ presets, or if the meter were omitted, could form a small power supply for intercoms, calculators etc., or radios—no hum appeared when used to power a radio.

Meter ME1 monitors the output voltage. Diode D5 shorts away any back e.m.f. which appears when a purely inductive load is connected and then disconnected from the output terminals. (Back e.m.f. destroyed an LM395K on the prototype.)

It may be worth noting that a higher voltage model could be built simply by adjusting the tapping on the secondary of T1 for a higher voltage. The LM395 can cope with 30V, but care must be taken not to exceed 36V absolute maximum. A higher current value can be achieved by placing two or more LM395s in parallel, one per ampere of output required.

The circuit was assembled on two pieces of Veroboard, one holding the rectification and smoothing components, the other the regulator. An 8-pin TO-5 i.c. socket was used for IC1. IC2 was mounted on the back panel using a mounting kit and a large heatsink. (The device got very hot under short-circuit conditions.)

A. R. Winstanley,
Brigg,
S. Humberside.

THIS circuit (Fig. 1) is very useful for a simple alarm system. When a sound is made, the voltage generated as the sound hits the microphone, trips the simple transistor switch and lights the lamp. The sensitivity of the circuit should be adjusted very carefully to obtain maximum performance.

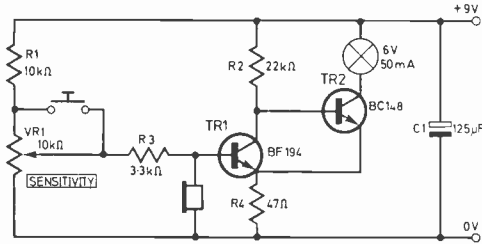
The light will stay lit until the circuit is reset with the switch, thus this is a tell-tale alarm by which you could tell if someone had been into the house, etc. The circuit may also be used in conjunction with a light triggered alarm.

T. Robinson,
Malton,
Yorks.

ACOUSTIC RELAY



Fig. 1



SIMPLE POSITION SERVO

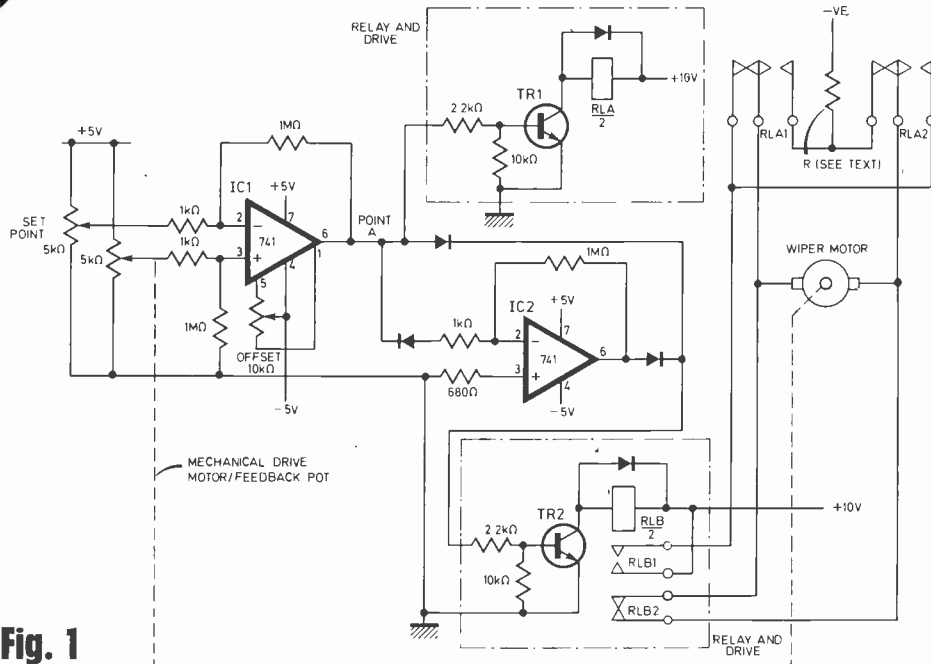


Fig. 1

THE servo described is of a simple nature, and can be built at minimal cost. The system was designed primarily as an aerial rotator, although it can obviously be used in many other applications. The motor used, a surplus wiper motor, is readily available from most vehicle scrapyards, and is suitable as a drive where high starting torque coupled with low revs are required.

Any difference between the set-point and the feedback potentiometer is amplified by IC1. An out of balance signal of positive polarity at point A provides a signal to RLA causing it to energise, operating the change-over contacts. A signal is also

given to RLB which energises the motor. The motor then rotates the feedback potentiometer until the out of balance signal is nulled, thus removing the feed to RLA and RLB. An out of balance of negative polarity is fed via IC2 to RLB, which energises the motor. RLA is not energised because TR1 is reverse biased, hence the motor is reversed.

The wiper motor drive to the feedback potentiometer should be made fail-safe to avoid damaging the pot, in case of failure to achieve a null. A probable cause would be the feed to the motor being reversed.

Helipot was used in the prototype to obtain a full 360° rotation. The motor supply voltage should be set at something less than the full 12 volts used for vehicle operation. The power resistor R in the order of five to ten ohms in series with the motor feed, should provide sufficient drop from a 12 volt source. This is best found by experiment, as it depends largely on the application. The same applies to the gain of IC1. The 1MΩ resistors can be reduced in value for less gain, in order to avoid hunting if it occurs.

J. C. Hardman,
Leyland,
Lancs.

GOOD NEWS FROM



Connoisseur

THE NEW BD2/A

Based on the popular BD2, the new BD2/A offers the hi-fi enthusiast all the features usually associated with Connoisseur turntables, such as low rumble, wow and flutter, plus the addition of an automatic pick-up arm lift-off at the end of the record. This is achieved by an ingenious, though simple, electromagnetic system, which avoids having any physical contact with the pick-up arm. It is possible, therefore, to use top quality cartridges, tracking at less than one gram, without putting any extra side pressure on the stylus.

The BD2/A comes either as a chassis model, or mounted on a slimline plinth, standing on rubber anti-vibration feet, finished in genuine American walnut, and fitted with a bronze, hinged dust cover. For those with restricted space, a compact plinth measuring only $13\frac{1}{2} \times 15\frac{1}{2} \times 5\frac{1}{2}$ " is still available.

Specification

Rumble - 65dB when measured in accordance with DIN 45539 using weighting network, referred to 7cm/sec. at 330Hz.

Wow and flutter Less than 0.1%

Hum level - 80dB.

The BD2/A sells for a recommended price of only £55.00 + VAT. Ask your local hi-fi dealer, or write to the factory, for further details.

Connoisseur

Manufactured by:- A. R. Sugden & Co (Engineers) Ltd., Atlas Mill Road, Brighouse, West Yorkshire, HD6 1ES. Telephone: Brighouse (04847) 2142. Telegrams & Cables: Connoisseur, Brighouse.



4in x 3in METER. 30µA, 50µA or 100µA, £4.75. 16p P. & P.

MICROPHONES FOR TAPE RECORDERS

DM228R 200 ohm with 3-5 and 2.5 mm Jack Plugs £1.30
 DM229R 50K with 3-5 and 2.5 mm Jack Plugs £1.60
 DM18D 200 ohm with 5 and 3 pin Din Plugs £1.75
 Postage on above microphones 11p



CARDIOID DYNAMIC MICROPHONE

Model UD-130. Frequency response 50-15,000c/s. Impedance Dual 50K and 600 ohms, £7.50. 26p P. & P.

42 x 42mm meters 1mA, 500mA, £2.92. 16p P. & P.

60 x 45mm meters 50µA, 100µA, 500µA and 1mA VU meter, £4.14. 11p P. & P.

Edgewise meters 90mm x 34mm, 500µA, and 1mA, £3.40. 16p P. & P.

MULTI-METER

Model IT1-2
 20,000 ohm/volt, £10.05. 26p P. & P.




3 WATT STEREO (1½ + 1½) PER CHANNEL AMPLIFIER
 £4.30. 16p P. & P.

All above prices include V.A.T. LARGE S.A.E. for New List. Special prices for quantity quoted on request.

M. DZIUBAS

158 Bradshawgate • Bolton • Lancs. BL2 1BA



CROFTON FOR USED VIDEO EQUIPMENT



Used Video Equipment bought and sold daily. If we do not have what you want, we enter your requirements on our register and advise you when it is available. U.H.F. Modulators supplied for connecting a camera directly to a domestic TV or Phillips V.C.R. Camera Kits for the enthusiast also in stock.

Fujinon Lens available.

Repairs of all types of Video equipment undertaken.

WHATEVER YOUR VIDEO REQUIREMENTS
 FIRST CONTACT CROFTON

CROFTON ELECTRONICS LTD

Dept. E, 35 Grosvenor Road, Twickenham, Middx. Tel. 01-891 1923



TRAMPUS ELECTRONICS LTD

58-60 GROVE RD.
WINDSOR, BERKS.
SL4 1HS.
TEL. 54525

ADD 8% VAT TO PRICES MARKED *
ADD 12 1/2% TO ALL OTHER PRICES.
OR AS CURRENT VAT LEGISLATION
SEND C.W.O. (EXCEPT GOV'T DEPT)
POST & PACKING 20P FOR THE U.K.
BARCLAYCARD & ACCESS BY POST
OR £5 MIN ON TELEPHONE ORDERS.
NEW CATALOGUE LIST FREE S.A.E.
MONEY BACK IF NOT SATISFIED.

FAST SERVICE



ON EX-STOCK ITEMS
NORMALLY 24 HOURS



SEVEN SEGMENT LED DISPLAYS
BRIGHT DL707 COM ANODE &
DL704 COM CATH. 0.3" £1.
DL747 0.6" JUMBO CA £1.25*

DIGITAL CLOCK IC 51224 £4.
ZENON STHORE TUBES £4 & £7*

RED LEDS 10P.

RED LEDS 209 STYLE 0.125"
OR 0.2" DIA. NO CLIP 10p*

TL1209 RED LED & CLIP 12p.
BIG 0.2" RED LED & " 14p*
GREEN OR ORANGE LEDS 29p*
ORP12 34p*2N5777/OCPT1 34p*

TRAMPUS
THE GREAT
BRITISH
DISTRIBUTOR



INDUSTRIAL, EDUCATIONAL, TRADE
& EXPORT SUPPLIED. SEND FOR
OUR FREE CATALOGUE LIST SAF
MANUFACTURERS EXCESS STOCKS
PURCHASED. DISCOUNTS 10% OFF
1000 up. 15% OFF 1000 up....

TOP DISCOUNTS.

INTEGRATED CIRCUITS

555 TIMER	34p*	LM380(60748) £1	
556 2 x 555	90p*	LM381 Preamp £2	
703 RF/IF AMP	29p	LM3900 4xOPA 53p*	
709 T099 or DIL26p		MC1303 2xPre £2	
710 D1111	35p*	MC1310 stereo£2	
723 Regulator	44p*	MC1312P SQ £1.70	
741 DIL 8pin	21p*	MC1330	75p
741 DIL 14pin	31p*	MC1339 Preamp£2	
741 T099	33p*	MFC4000B 1W 72p	
747 DUAL 741	69p*	MFC6030	£1
748 DIL 8 pin	32p*	NE536 FTOPA £2*	
7805 5V1A*regtl	35p*	NE540 or 550 £2*	
7812 & 7815eatl	40p*	NE555 TIMER 34p*	
78013 6W AF	£1.50	NE556 2x555 90p*	
AY51224 CLOCK £4.*		NE560/1/2/5/6/7£3	
CA3046	51p*	SN72741 as 741	
ICL8038 Sigen £4.*		SN76660 1F 74p	
LM300H	£1.*	SN76811 1F £1	
LM301A D11 8	33p*	TBA800 5W AF 84p	
LM309K 5V reg £2.*		TBA810 7W AF 94p	
LM309H T05 can £1.*		ZN414 Radio £1.19	
LM318 70VusOPA £3.*		NEW 1466/69 £4	

CMOS TTL

4000 14p*	7400 12p*	7490 39p*
4001 15p*	7401 13p*	7491 75p*
4002 16p*	7402 15p*	7492/93 45p*
4007 16p*	7404 19p*	7495/96 72p*
1009 50p*	7408/10 18p*	74100 £1.25*
4011 16p*	7413 29p*	74107 32p*
4012 17p*	7440 16p*	74121 29p*
4049 50p*	7441 71p*	74123 69p*
4069 20p*	7442 72p*	74141 74p*
4501 26p*	7447 79p*	74145 85p*
4511 £1.65*	7470/72 27p*	74147 £2.50*
4528 £1.*	7473/74 31p*	74151 75p*
4543 £2.*	7475/36 35p*	74154 £1.40*
4553 £5.*	7486 35p*	74196 £1.50*

DIL SOCKETS PROFESSIONAL QUALITY
8pin, 14pin & 16pin ALI. 12p ea.*
SOLDERCONS 100 49p* 1000 £3.95*

NEW LOW PRICES.

TRANSISTORS AND DIODES

INS BUSH SET 5p ea*	TIP31/32 50p*
MATCHING 20p Pr*	TIP31c32c68p*
AC127/8 176 15p*	TIP41/42ea 68p*
AD161/162 ea36p*	TIP41c42c" £1.50*
BC107	8p*
BC107B	13p*
BC108	8p*
BC108B or C 13p*	T1543 UJT 26p
BC109	9p*
BC109B or C 12p*	1N4001/2 4p
BC147/8/9	8p
BC157/8/9	11p
BC167/8/9	12p
BC177/8/9	16p
BCL82/3/4a/110p	1N4001/2 4p
BCL212/3/4a/112p	1N4007 7p*
BCY70/1/2	15p*
BD131/132ea 36p*	2N3055 90w 33p*
BFY50/51	15p*
BFY52/53	16p*
BSX 19/20/2118p*	2N3055 115w43p*
BZY88 ZENER 10p	2N3614 T03 £1*
C106D SCR 54p*	2N3702/3/4 10p*
MJ2955 T03 99p*	2N3705/6/7 9p
MJE2955 99p*	2N3708/9 9p
MJE3055 65p*	2N3710/11 15p
OA81/01 8p	PRESETS 6p 1/2 PRESTORS 2p
TIP29 & 30 40p*	2N3820 PDET10p
	BRIDGE1A50 20p*

BARGAIN PAKS FULL SPEC £1 ea.

PAK A: 11 RED LEDS full spec £1.*
PAK B: 5 741C 8 PIN OP AMP £1.*
PAK C: 4 2N3055 £1.* D 12 BC109 £1.*
PAK E: 11 BC182 £1 F 11 2N3704 £1.*
PAK G: 7 BFY51 £1 H 8 2N3819 £1.*
PAK J: 6 2N3053 £1 K 40x1N911 £1.*
PAK M: 3 T099 3055 £1 N 2N 0A81 £1.*
PAK P: 20 PLASTIC BC109 TYPE npnt1

10-365PF TUNER. SINGLE GANG FOR
MED/SHORT WAVE. XTAL SET etc £1.*
SETS/1F CANS 455/470KHZ TOKO £1.*

Full spec devices

DALO pen 75p

PCB ETCH KIT 3 ITEMS £2.*
ETCH RESIST PEN 2TIPS 75p.*
PEC ETCH PAK TUB 600gm £1.14
6x4" SRBP 45p*NTLON F/G11*

SCR AND TRIACS BR100 25p.*
TAG 1A400V 50p*1A600V 69p*
1A50V 37p*.C106D 4A400 69p*
TRIACS: SC146D 10A400V £1.*
DISCO TRIAC 15A400V £2.*

AUDIBLE WARNING BLEEPER
12V35mA £1.20*10 off £1.*
CAPACITORS 22p/ .01 5p
ELECTROLYTIC IN 10 & 25V
1/2/10/50/100/7 50V 10p
200/500 10p.1000/25 20p

POTENTIOMETERS AB etc20p
PRESETS 6p 1/2 PRESTORS 2p
HEATSINKS T05 or 18 7p
T03 16p.T03 4"finned 50p
DIN: PLUGS all 15p. Sock 10p
SWITCHES SPST 20p Dpdt 29p

GAS DETECTOR TGS 308etcl4.*

vero

VERO 0.1" PITCH COPPERCLAD
2 1/2"x5" 10p* 3 1/2"x5" 45p*
2 1/2"x3 1/2" 36p* 3 1/2"x3 1/2" 40p*
3 1/2"x1 1/2" FACE CUTTER 65p*
DIL BRDBOARD 2"x4" £1 or
6"x4" £2. VERO PINS 36 30p*

BLACK PLASTIC CASES 42mmx
80x60 50p*100x75 60p*99x
120 70p. DESOLDER BRDGM 50p



I like
the new
guitar
Jack.

Yeah - it's electronic.
I built it with components
from HOME RADIO!

Although the gear worn by today's electronic enthusiasts may differ somewhat from that sported by our friends in the photo, conversations similar to that above can be heard any day of the week in this fair land of ours. Of course, the subjects under discussion are by no means limited to musical instruments—they are as varied as the skill and ingenuity of modern man can devise. The components incorporated in them are of course even more varied, and thousands of them are to be found in the famous Home Radio Components catalogue. No matter what project you wish to tackle it will pay you to purchase this superb catalogue and then, for quick and helpful service, to order your actual components from Home Radio.

The Home Radio Components catalogue has 200 pages filled with over 5,000 items, well over a thousand of them illustrated. With every catalogue comes a free bargain list showing many items at such give-away prices that the savings can pay for the catalogue several times over. The catalogue costs just £1 plus 40p for post and packing. Send for one today!

Please write your Name and Address in block capitals

NAME
ADDRESS



POST
THIS
COUPON
with cheque
or p.o. for
£1.40

HOME RADIO (Components) LTD Dept PE
234-240 London Road, Mitcham, Surrey CR4 3HD

Regs No
91296 London

HOME RADIO (Components) LTD Dept PE 234-240 London Road, Mitcham, CR4 3HD Phone 01-648,8422

COMPUTER VOICE OSCILLATOR

THE computer, or Dalek voice generator devised originally for theatrical purposes, and described in PE May, 1976, used a 555 oscillator to drive a reed relay for voice modulation. The circuit in Fig. 1 replaces both the 555 timer and the relay with a CD4016 CMOS switch package.

Switches S1 and S2, form an oscillator similar to the conventional CMOS NAND-gate oscillator arrangement. The output is taken from S1, and drives S3 which replaces the original reed relay.

W. H. Montgomery,
Belfast.

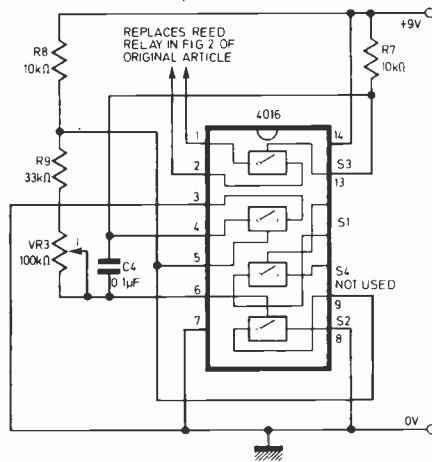


Fig. 1



SIMPLE TUNING FORK

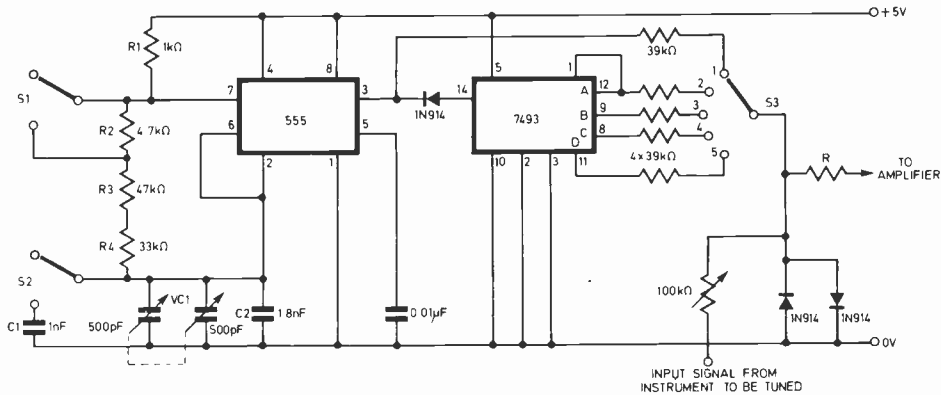


Fig. 1

THE circuit in Fig. 1 uses a NE555 i.c. timer, and a SN7493N i.c. The 555 is used as an astable multivibrator, and in this mode the output frequency is given by:

$$f_1 = \frac{1.44}{[R_1 + 2(R_3 + R_4)]C} \quad \text{with S1 closed.}$$

$$f_2 = \frac{1.44}{[R_1 + 2(R_2 + R_3 + R_4)]C} \quad \text{with S1 open.}$$

Therefore the ratio $f_1/f_2 =$

$$\frac{R_1 + 2(R_2 + R_3 + R_4)}{R_1 + 2(R_3 + R_4)} =$$

$$\frac{170.4}{161.0} = 1.0584$$

This is a good approximation of the musical interval of 1.0595. Since this ratio depends greatly upon R3 and

R4, close tolerance of 2 per cent or better must be used for these two resistors. Resistor R2 should be of 5 per cent or better.

In conjunction with S2, tuning with VC1 will give about 2.1 to 4.2kHz with S3 at position 1. With S3 at position 2, the range of frequency will be divided by two (i.e. about 1.05 to 2.1kHz) and similarly, positions 3, 4 and 5 each give further binary divisions.

To tune a musical instrument such as a home made electronic organ, starting with say note C which is known to be at the correct frequency, first connect the output of the organ to the input of the circuit and set S3 to the appropriate range. Then with the key C depressed and S1 open, adjust VC1 until there is a zero beat in the detector, also using S2 if

necessary. Now the tuning fork circuit is at the same frequency as the C note. Next close S1 to short out R2, and press on the C # key and tune the organ for zero beat. When this is done, still with C # key down, open S1 and adjust VC1 for zero beat. Next close S1 again and press on the D key, and tune the organ for zero beat. Then with D key still down, open S1 and adjust VC1 for zero beat. Following this systematic procedure the rest of the notes can be tuned.

If a zero beat cannot be obtained after closing S2, and with S3 correctly set, a 500pF capacitor temporarily connected across VC1 should cure the problem.

Pek Yaw Kee,
East Malaysia.

ECONOMICAL RELAY

WANTING to use a number of 700 ohm miniature relays, each drawing a current of 36mA from a 25 volt supply, it was found that their combined load exceeded the rating of the available power source. Some way was needed of reducing the running current of each relay.

It was found that although the minimum pull-in voltage at room temperature was 11.5 volts, the relay would hold in down to about 3.5 volts, at a current of only 5mA. A considerable saving in power was possible if the relay could first be energised.

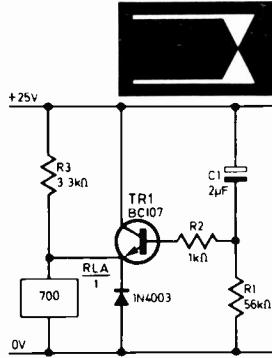


Fig. 1

The circuit in Fig. 1 was devised to allow the relay to receive sufficient current to energise, and then restrict it to just above the minimum hold-in value. When voltage is first applied, TR1 switches on for a brief period, governed by the time constant of C1.R1, to allow the relay to energise. After TR1 switches off, the necessary hold-in current flows through R3.

The circuit works well with other relays, although it will be necessary to make some adjustment to the value of R3, which should be chosen to allow slightly more than the minimum hold-in current to flow.

A. A. Farman,
Biggin Hill,
Kent.

LOGIC PROBE

THIS logic probe uses a conventional 7447 decoder with a seven-segment readout to indicate logic states. The circuit is in three parts:

1. Logic 0 and 1 detection.
2. Pulse detection and BCD coding circuit (Fig. 1(a)).
3. BCD decoder and character formation (Fig. 1(b)).

1. This can be any circuit giving the required *x* and *y* outputs of the voltage levels given in Table 1, such as the circuit used in the PE Digiprobe.

2. Here, the *y* output is allowed to pass directly to the *A* output, unless either IC1 or IC2 is operating, by means of IC3a and IC3b. IC3c is used to drive the decimal point of the display, to provide continual monitoring of the probe input when the edge and pulse outputs are observed. If a transition edge or a single pulse appears at the probe input, IC1 is clocked by the *x* output. This forces the *A* and *D* lines high, presenting BCD-3 to IC4. If a series of pulses is present, IC2 being retriggerable forces the *A* and *D* lines high and the *B* line low, giving BCD-9. Should the pulses be of low frequency, erratic operation of IC1 will occur. However, such an input condition can easily be seen by the flashing of the decimal point.

3. An important feature of this part of the circuit is that the *c* and *e*, and the *b* and *f* connections are reversed between the decoder and display. This means that the 0 and 1 are unchanged, but the 3 becomes an "E" and the 9 becomes a "P". The ripple blanking input is connected to the *x* output, so that when the *x* and *y* outputs are low, the display is blanked.

The time for which the "E" is displayed is set by VR1, and can be varied from approximately 300ms to

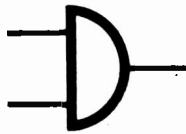


Fig. 1a

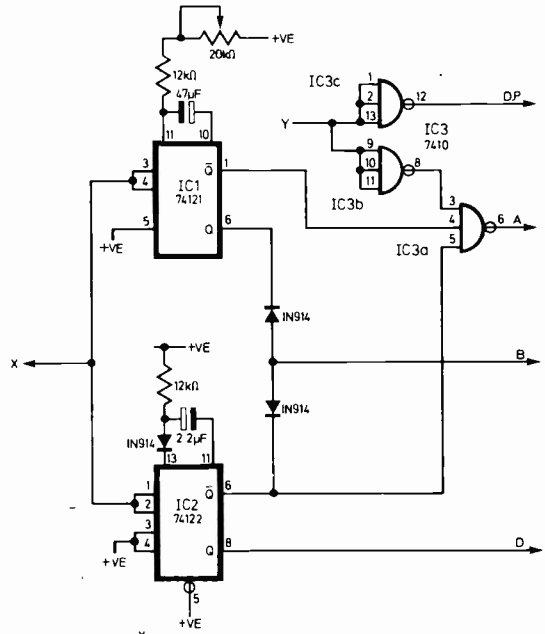


Fig. 1b

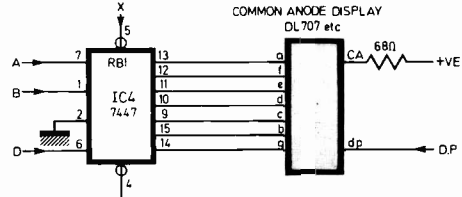


Table 1:

PROBE INPUT	X	Y	BCD	DISPLAY	FUNCTION
< 0.4V	1	0	0	0	LOGIC ZERO
0.4 - 2.4V	0	0	RB	Blank	INVALID STATE
> 2.4V	0	1	1	1	LOGIC ONE
5V - 0V	Transition	Transition	3	E	0-1 TRANSITION
Pulse	Pulse	Pulse	3	P	SHORT PULSE
Clock	Clock	Clock	9	P	CLOCK PULSES

one second. The value of C2 will depend upon the clock frequency of the equipment being tested. For general use it should be 2.2 μF, as

shown, or a selection of switched values provided.

J. Froggatt,
Edwinstowe,
Notts.

15-240 WATTS!

HY5 Preamplifier

The HY5 is a mono hybrid amplifier ideally suited for all applications. All common input functions (mag Cartridge, tuner, etc.) are catered for internally, the desired function is achieved either by a multi-way switch or direct connection to the appropriate pins. The internal volume and tone circuits merely require connecting to external potentiometers (not included). The HY5 is compatible with all I.L.P. power amplifiers and power supplies. To ease construction and mounting a P.C. connector is supplied with each pre-amplifier.


FEATURES: complete pre-amplifier in single pack multi-function equalisation low noise, low distortion, high overload, two simply combined for stereo

APPLICATIONS: hi-fi, mixers, disco, guitar and organ, public address

SPECIFICATION: Inputs—magnetic pick-up 3mV, ceramic pick-up 30mV, tuner 100mV, microphone 10mV, auxiliary 3-100mV, input impedance 47k Ω at 1kHz. Outputs—tape 100mV, main output 500mV R.M.S. Active Tone Controls—treble \pm 12dB at 10kHz, bass \pm 12dB at 100Hz. Distortion—0.1% at 1kHz signal/noise ratio 68dB. Overload—38dB on magnetic pick-up. Supply Voltage— \pm 16-50V

Price \pounds 4.75 + 59p VAT. P. & P. free

HY5 mounting board B.1. 48p + 6p VAT. P. & P. free



HY30 15W into 8 Ω

The HY30 is an exciting New kit from I.L.P. It features a virtually indestructible I.C. with short circuit and thermal protection. The kit consists of: I.C., heatsink, P.C. board, 4 resistors, 6 capacitors, mounting kit, together with easy to follow construction and operating instructions. This amplifier is ideally suited to the beginner in audio who wishes to use the most up to date technology available.

FEATURES: complete kit, low distortion, short, open and thermal protection, easy to build

APPLICATIONS: updating audio equipment, guitar practice amplifier, test amplifier, audio oscillator

SPECIFICATION: Output Power—15W R.M.S. into 8 Ω . Distortion—0.1% at 15W. Input Sensitivity—500mV. Frequency Response—10Hz-16kHz \pm 3dB

Price \pounds 4.75 + 59p VAT. P. & P. free

AVAILABLE
EX STOCK

HY50 25W into 8 Ω

The HY50 leads I.L.P.'s total integration approach to power amplifier design. The amplifier features an integral heatsink together with the simplicity of no external components. During the past three years the amplifier has been refined to the extent that it must be one of the most reliable and robust High Fidelity modules in the World.

FEATURES: low distortion, integral heatsink, only five connections, 7 amp output transistors, no external components

APPLICATIONS: medium power hi-fi systems, low power disco, guitar amplifier

SPECIFICATION: Input Sensitivity—500mV. Output Power—25W R.M.S. into 8 Ω . Load Impedance—4-16 Ω . Distortion—0.04% at 25W at 1kHz. Signal/Noise Ratio—75dB. Frequency Response—10Hz-45kHz \pm 3dB. Supply Voltage— \pm 25V. Size—105 x 50 x 25mm

Price \pounds 6.20 + 77p VAT. P. & P. free



HY120 60W into 8 Ω


The HY120 is the baby of I.L.P.'s new high power range, designed to meet the most exacting requirements including load line and thermal protection this amplifier sets a new standard in modular design.

FEATURES: very low distortion, integral heatsink, load line protection, thermal protection, five connections, no external components.

APPLICATIONS: hi-fi, high quality disco, public address, monitor amplifier, guitar and organ

SPECIFICATION: Input Sensitivity—500mV. Output Power—60W R.M.S. into 8 Ω . Load Impedance—4-16 Ω . Distortion—0.04% at 60W at 1kHz. Signal/Noise Ratio—90dB. Frequency Response—10Hz-45kHz \pm 3dB. Supply Voltage— \pm 35V. Size—114 x 50 x 85mm

Price \pounds 14.40 + \pounds 1.16 VAT. P. & P. free



HY200 120W into 8 Ω


The HY200 (now improved to give an output of 120 watts) has been designed to stand the most rugged conditions such as disco or group while still retaining true hi-fi performance.

FEATURES: thermal shutdown, very low distortion, load line protection, integral heatsink, no external components.

APPLICATIONS: hi-fi, disco, monitor, power slave, industrial, public address

SPECIFICATION: Input Sensitivity—500mV. Output Power—120W R.M.S. into 8 Ω . Load Impedance—4-16 Ω . Distortion—0.05% at 100W at 1kHz. Signal/Noise Ratio—96dB. Frequency Response—10Hz-45kHz \pm 3dB. Supply Voltage— \pm 45V. Size—114 x 100 x 85mm

Price \pounds 21.20 + \pounds 1.70 VAT. P. & P. free



HY400 240W into 4 Ω

The HY400 is I.L.P.'s Big Daddy of the range producing 240W into 4 Ω ! It has been designed for high power disco or public address applications. If the amplifier is to be used at continuous high power levels a cooling fan is recommended. The amplifier includes all the qualities of the rest of the family to lead the market as a true high power hi-fidelity power module.

FEATURES: thermal shutdown, very low distortion, load line protection, no external components

APPLICATIONS: public address, disco, power slave, industrial

SPECIFICATION: Output Power—240W R.M.S. into 4 Ω . Load Impedance—4-16 Ω . Distortion—0.1% at 240W at 1kHz. Signal/Noise Ratio—94dB. Frequency Response—10Hz-45kHz \pm 3dB. Supply Voltage— \pm 45V. Input Sensitivity—500mV. Size—114 x 100 x 85mm

Price \pounds 29.25 + \pounds 2.34 VAT. P. & P. free

POWER SUPPLIES: PSU36—suitable for two HY30s \pounds 4.75 + 59p VAT. P. & P. free. PSU50—suitable for two HY50s \pounds 6.20 + 77p VAT. P. & P. free. PSU70—suitable for two HY120s \pounds 12.50 + \pounds 1.00 VAT. P. & P. free. PSU90—suitable for one HY200 \pounds 11.50 + 92p VAT. P. & P. free. PSU180—suitable for two HY200s or one HY400 \pounds 21 + \pounds 1.68 VAT. P. & P. free

TWO YEARS' GUARANTEE ON ALL OUR PRODUCTS

I.L.P. Electronics Ltd.
Crossland House,
Nackington, Canterbury
Kent CT4 7AD
Tel (0227) 63218

Please supply

Total Purchase price

I Enclose: Cheque Postal Orders Money Order

Please debit my Access account Barclaycard account

Account number

Name and Address

Signature

Registered office No. 1032630

F GIRO NO. 331 7056 Access and Barclay card accepted. C.W.O. only. Terms of business as in our Catalogue. Export Order enquiries welcome (£5 min).

Official Orders accepted from Educational and Government Departments. ALL PRICES include VAT and P. & P. SHOP HOURS 9.12.30. 11.30. 5.00. DAYS CLOSED WEDNESDAY.

1977 ISSUE 66 PAGES—3,000 ITEMS FULLY ILLUSTRATED

- *20p CREDIT VOUCHERS
- *ALL NEW STOCK
- *SATISFACTION GUARANTEED
- *DISCOUNTS

250 plus 15p postage

Boxes — Cases — Kits — PC Materials — Tools — Resistors — Test Meters — Capacitors — Hardware — Semiconductors — Books — Pops — Coils — Audio Accessories — Screws — Connectors — Audio — Modules — Veroboard — Transformers — Knobs — Calculators — Audio Leads — Batteries — S dec Storage Units — Heatinks, etc. etc.

COMPONENTS Catalogue 5

ORS LTD.

SPECIAL CAPACITOR KITS

C280 Kit—PC Mounting polyester 250V 5 of each value 0.01, 0.022, 0.047, 0.1, 0.22uF, 2 of 0.47, 1uF, £1.81 net.

C296 Kit—Tubular polyester, 400V, 5 of each value 0.01, 0.022, 0.047, 0.1, 0.22uF, 2 of 0.47uF, £2.43 net.

Ceramic Kit—square plaques, 50V 5 of each value, 22, 33, 47, 100, 220, 330, 470, 1000pF, 220, 4700pF, 0.01uF, £1.71 net.

SPECIAL RESISTOR KITS (CARBON FILM 5%) (Prices include post & packing) 10E12 1/4W or 1/2W KIT 10 of each E12 value, 22 ohms—1M, a total of 570 £5.04 net. 25E12 1/4W or 1/2W KIT 25 of each E12 value, 22ohms—1M, a total of 1425 £11.70 net.

B. H. COMPONENT FACTORS LTD.

MULTIMETER U4323

22 Ranges plus AF/IF Oscillator 20,000Ω/Volt.

Vdc—0.5—1000V in 7 ranges

Vac—2.5—1000V in 6 ranges

I_{dc}—0.05—500mA in 5 ranges

Resistance—5Ω—1MΩ in 4 ranges


Accuracy—5% of F.S.D.

OSCILLATOR—1KHz and 485KHz (A.M.) at approx. 1 Volt.

Size—180 × 97 × 40mm.

Supplied complete with carrying case, test leads and battery.

PRICE £13.98 net



U4323

MULTIMETER U4324

34 Ranges. High sensitivity 20,000Ω/Volt.

Vdc—0.6—1200V in 9 ranges

Vac—3—900V in 8 ranges

I_{dc}—0.06—3A in 6 ranges

I_{ac}—0.3—3A in 5 ranges


Resistance—25Ω—5MΩ in 5 ranges

Accuracy—dc and R—2½% of F.S.D. ac and db—4% of F.S.D.

Size—167 × 96 × 63mm.

Supplied complete with storage case, test leads, spare diode and battery.

PRICE £16.68 net



U4324

MULTIMETER U4341

27 Ranges plus Transistor Tester, 16,700Ω/Volt.

Vdc—0.3—900V in 8 ranges

Vac—1.5—750V in 6 ranges

I_{dc}—0.06—600mA in 5 ranges

I_{ac}—0.3—300mA in 4 ranges

Resistance—2KΩ—2MΩ in 4 ranges


Accuracy—dc—2½%, ac—4% of F.S.D.

I_{fe}—10—350 in 2 ranges

Size—115 × 215 × 90mm.

Complete with carrying case, test leads, and battery.

PRICE £18.66 net



U4341

MULTIMETER U4313

33 ranges. Knife edge with mirror scale 20,000Ω/Volt. High accuracy, mVdc—75mV.

Vdc—1.5—600V in 8 ranges

Vac—1.5—600V in 9 ranges

I_{dc}—60—120 microamps in 2

I_{ac}—0.6—1500mA in 6 ranges

I_{ac}—0.6—1500mA in 6 ranges

Resistance—1KΩ—1MΩ in 4 ranges


db scale—10 to +12db.

Accuracy—dc—1½%, ac—2½%.

Size—115 × 215 × 90mm.

Complete with carrying case, test leads, and battery.

PRICE £19.90 net



U4313

(P.E.), LEIGHTON ELECTRONICS CENTRE, 59 NORTH STREET, LEIGHTON BUZZARD, LUT TRG. Tel. Leighton Buzzard 2316 (Std. Code 05253)

UNDERSTANDING MICROPROCESSORS

by Motorola Price £3.25

RADIO COMMUNICATION HANDBOOK Vol. 1 by R. S. G. B. Price £8.00

HI FI YEAR BOOK 1977 Price £3.50

MASTER ELECTRONICS IN MUSIC by T. D. Towers Price £2.75

110 ELECTRONIC ALARM PROJECTS FOR THE HOME CONSTRUCTOR by R. M. Marston Price £3.30

BUILD YOUR OWN WORKING ROBOT by D. L. Heiserman Price £3.60

PROBLEMS AND SOLUTIONS IN LOGIC DESIGN by D. Zissos Price £2.10

MINICOMPUTERS AND MICRO-PROCESSORS by M. Healey Price £8.85

BUILD IT BOOK OF MINIATURE TEST & MEASUREMENT INSTRUMENTS by R. P. Haviland Price £3.30

ARRL ELECTRONICS DATA BOOK Price £3.30

★ ALL PRICES INCLUDE POSTAGE ★

THE MODERN BOOK CO.

BRITAIN'S LARGEST STOCKIST of British and American Technical Books

19-21 PRAED STREET LONDON W2 1NP

Phone 01-723 4185

Closed Saturday 1 p.m.

VERY LATEST WATCHES FOR 1977

at lowest ever prices!

NEW from National Semiconductor: 5-function L.C.D. with backlight and automatic 28-, 30-, 31-day calendar.



- On leather strap:
- DAC5 WS Chrome £23.95
 - DAC5 YS Gold £26.95
- On matching bracelet:
- DAC5 WB Chrome £25.95
 - DAC5 YB Gold £29.95
- Stainless steel case and bracelet:
- DAB5 WB £35.50
 - DAB5 YB Gold Plated £41.50
- Superb Casio Caslotron L.C.D.s: prices from £44.50 to £98.50.
- Swiss IBCD L.C.D.s from £41.50.
- Ladies LED watches from £19.90.
- NEW Sensor Touch L.E.D. 6 + 3 functions for only £18.50. thin stainless steel case and stainless steel fully-adjustable milanese bracelet.

Send 10p for our full catalogue

TEMPUS

Dept. P.E., Talk of The Town
19/21 Fitzroy Street, Cambridge
Tel. 0223 312866

PRINTED CIRCUIT KIT E4-25*

Make your own printed circuits. Contains etching dish, 100sq.in. of pc board, 1lb ferric chloride, dalo pen, drill bit, laminate cutter.

JC12 AMPLIFIER

6W IC audio amp with free data and printed circuit. £2.25*



DELUXE KIT FOR JC12

Contains extra parts except JC12 needed to complete the amp including balance, volume, bass and treble controls. Mono £2.33. Stereo £4.95.

JC12 POWER KIT

Supplies 25V 1A £3.85.

JC12 PREAMP KITS

Type 1 for magnetic pickups, mics and tuners. Mono £1.50. Stereo £3. Type 2 for ceramic or crystal pickups. Mono 88p. Stereo £1.78.

SINCLAIR IC20

IC20 10W + 10W stereo integrated circuit amplifier kit with free printed circuit + data £4.95. PZ20 Power supply kit for above £3.95. VP20 Volume, tone-control and preamp kit £3.55.

JC40 AMPLIFIER

New integrated circuit 20W amplifier kit complete with chip, printed circuit and data £4.45.

FERRANTI ZN414

IC radio chip £1.44. Extra parts and pcb for radio £3.85. Case £1. Send S.A.E. for free data.

BATTERY ELIMINATOR BARGAINS MILLENIA KITS*

5 transistor highly stabilized power units. Switched 1-30V in 0-1V steps. Send S.A.E. for free leaflet. 1 amp kit £12.45. 2 amp kit £14.95. Case £2.95 extra.

RADIO MODELS

50mA with press-stud battery connectors, 9V £3.75. 6V £3.75. 9V + 9V £5.45. 6V + 6V £5.45. 4V + 4V £5.45.

CASSETTE MAINS UNITS

7V with 5 pin din plug, 150mA £3.95.

3-WAY MODELS*

With switched output and 4-way multi-jack connector. Type 1: 3/4/6V at 100mA £3.20. Type 2: 6/7/9V at 150mA £3.30.

FULLY STABILIZED MODEL £5.45*

Switched output of 3/6/7/9V stabilised at 400mA

CAR CONVERTERS £5.10*

Input 12V d.c. Output 6/7/9V d.c. 1A stabilized.

BATTERY ELIMINATOR KITS

Send S.A.E. for free leaflet on range.

100mA radio types with press-stud battery terminals. 4V £2.10. 6V £2.10. 9V £2.10. 4V + 4V £2.80. 6V + 6V £2.80. 9V + 9V £2.80.

100mA cassette type 7V with 5 pin din plug £2.10.

Transistor stabilized 8-way type for low hum. 3/4/6/7/9/12/15/18V. 100mA £3.50. 1A £8.50.

Heavy duty 13-way types 4/6/7/8/11/13/14/17/21/25/28/34/42V. 1A model £4.95. 2A model £7.95.

Car converter kit input 12V d.c. Output 6/7/9V d.c. 1A transistor stabilized £1.95.

MAINS TRANSFORMERS

6-0-6V 100mA £1. 9-0-9V 75mA £1. 18V 1A £1.95. 0.12/15/20/24/30V 1A £4.30. 12-0-12V 50mA £1. 0.12/15/20/24/30V 2A £5.95. 20V 2A £2.95. 6-0-6V 1A £2.95. 9-0-9V 1A £2.95. 12-0-12V 1A £2.95. 15-0-15V 1A £3.20. 30-0-30V 1A £4.10.

S-DECS AND T-DECS*

S-DeC £2.24.
T-DeC £4.05.
u-DeCA £4.45.
u-DeCB £7.85.
IC carriers with sockets: 16 dif £2.05. 10T05 £1.95.



SINCLAIR CALCULATORS AND WATCHES*

Cambridge Memory £5.95. Cambridge Scientific £8.95. Oxford Sci. £13.33. Mains adapters for models (state type) £3.20. Assembled Grey Watch with free stainless steel bracelet £16.45. Pocket T.V. price on application.

SINCLAIR PROJECT 80 AUDIO MODULES

PZ5 £4.95. PZ6 £8.70. Z40 £5.75. Project 80S £18.95.

BI-PAK AUDIO MODULES

S450 tuner £20.95. AL60 £4.60. PA100 £14.95. MK60 audio kit £31.95. Teak 60 £12.95. Stereo 30 £16.95. SPM80 £3.95. BMT80 £3.82. Send S.A.E. for free data.

SAXON ENTERTAINMENTS MODULES

SA1208 £20.50. SA1204 £14. SA608 £13. SA604 £12. PM1201/8 £12. PM1202/8 £19. PM1201/4 £12. PM1202/4 £19. PM601/8 £12. PM601/4 £12.

SWANLEY ELECTRONICS

No Callers—Mail order only

Dept. PE, PO BOX 68, 32 Goldsrd., Swanley, Kent

Send S.A.E. for free leaflets on all kits.

Post 30p on orders under £2.23, otherwise free. Prices include VAT. Overseas customers deduct 7% on items marked *, otherwise 11%. Official orders welcome.



DIGITAL ANALOGUE CONVERTER

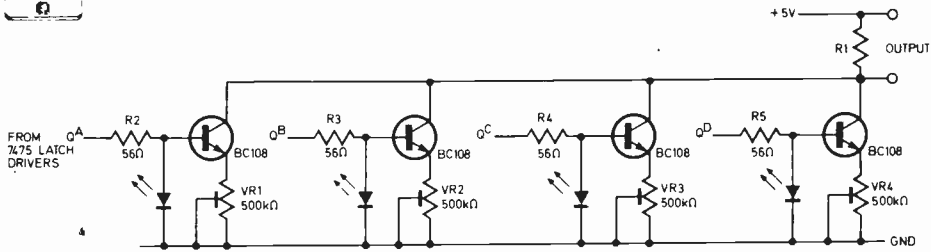


Fig. 1

A CIRCUIT is shown in Fig. 1 which will visually indicate the state of a four bit binary counter, and simultaneously provide an output suitable for driving a chart recorder.

The design consists of four constant current generators connected in parallel. Each supplies current according to its position in the binary series when switched on by a logical 1 from the Q output of a 7475 latch. The output voltage obtained across R1 is directly proportional to the sum of currents flowing through it, and therefore to the binary state of the latch. The l.e.d.s give a visual indication of the logical states. With the values shown, a forward current of three milliamps was measured in the l.e.d.s, making them easily visible.

A 741 buffer working as a current to voltage converter allows con-

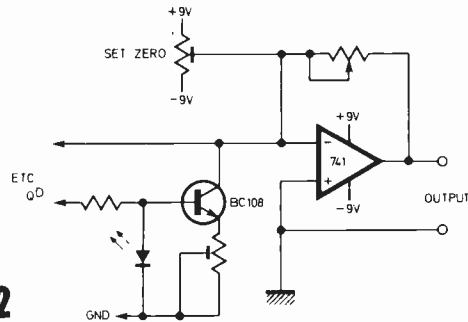


Fig. 2

tinuously variable adjustment of the output voltage whilst maintaining the correct ratios, and such an addition is shown in Fig. 2. It also enables the zero point to be set at any desired level.

Ten turn trim pots were used for the emitter resistors, and the unit is stable when delivering a maximum output of less than one millivolt.

J. P. Fitzgerald,
Ealing, London.

SIMPLE POWER SUPPLY REGULATOR

THIS circuit (Fig. 1) was originally developed from M. J. Meaken's Low Voltage Regulator, which appeared in *Ingenuity Unlimited* in March 1976, to power a cassette player from a car battery. It has, however, proved much more useful as a general purpose bench power supply.

When used in a car, where the battery voltage may vary between 12 and 15 volts, there is no perceptible variation in output voltage. If the unit is connected to the output of a battery charger, the result is a hum-free output at 6, 7.5 or 9 volts for indoor use. The series transistor TR2 should be mounted on a suitable heatsink.

R. Scott,
Morpeth.

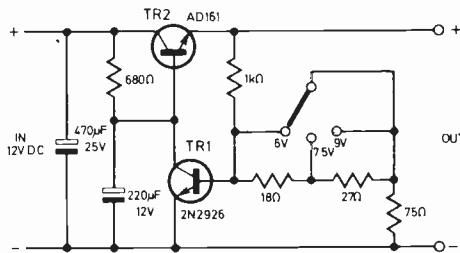


Fig. 1



SAWTOOTH TRIANGLE CONVERTER



This circuit will turn a sawtooth waveform into a triangle using two 741 op. amps. or both halves of a single 747 dual op. amp. i.c.

An ideal full-wave rectifier is formed by IC1 and its associated components. For positive input excursions the output of IC1 swings fully negative because D1 effectively isolates it from the rest of the circuit, including the feedback path. The positive half of the input waveform does, however, find its way to pin 3 of IC2, attenuated slightly by the presence of R3. For negative input excursions IC1 acts like an inverting amplifier, where D1 is forward biased. R1 and R2 are chosen to give the same attenuation as for positive excursions. Provided that the input waveform is balanced about zero volts, a triangle will be generated at the input to IC2.

The triangle waveform is buffered by IC2, which is a straightforward non-inverting amplifier with its gain

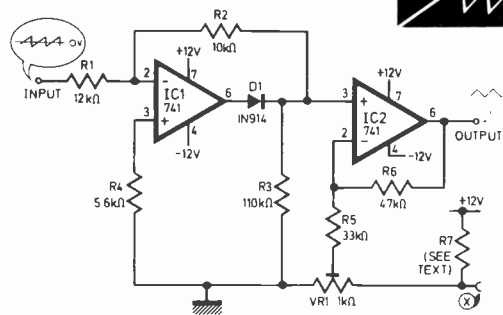


Fig. 1

set to give the same output voltage as the converter input. Also, a level shift facility is provided by VR1 which can be used to eliminate any d.c. offset at the output. R7 should be chosen to give approximately the same voltage at point "x" as the peak to peak input voltage. Close tolerance resistors should be used for R1, R2 and R3, to maintain a

symmetrical output. Other components are not critical. The peak to peak input voltage should lie between 250mV and 5 volts for offset and slow rate reasons. If the input is not balanced about zero volts, an input capacitor of a few microfarads can be used.

D. F. Bowers,
Chesterfield.

THERMAL A.G.C. FOR TRANSISTOR POWER AMPLIFIERS



This is a simple and effective method of preventing overheating, thermal runaway and breakdown of expensive power transistors due to prolonged overdriving of the power amplifier.

Unlike more conventional thermal cutout devices, which abruptly switch off the h.t. rail as soon as a pre-determined temperature is reached, this method works on the feedback principle, and gradually reduces the drive to the power amplifier as soon as dangerous temperatures are approached. A safe maximum output/safe maximum heatsink temperature compromise can be achieved by including a sensitivity control in the circuit (Fig. 1).

The circuit operation is self-explanatory. Preset resistors VR1 and VR2 and thermistor R1 form a potential divider across the output of the pre-amplifier. The thermistor is mounted in close thermal contact with the power amplifier heatsink, so that as output stage dissipation increases and heatsink temperature rises, the resistance of the thermistor decreases, reducing the drive to the power amplifier, and so limiting the increase in dissipation. A typical value for VR2, the sensitivity control

is 5 kilohms. All connections should be made using screened leads.

Some experimentation will be required in the selection of R1, depending on the input impedance of the power amplifier being used. As an example, an amplifier with an input impedance of 20 kilohms would require a thermistor type RA24 (R at 25°C = 20kΩ, R at 220°C = 150Ω).

A cheaper compromise would be type VA1055s (R at 25°C = 15kΩ, R at 150°C = 540Ω).

The circuit has been proved on a well known make of 70 watt amplifier. This was run for several hours into a load impedance of 4 ohms instead of the recommended 8 ohms, and very good thermal tracking was achieved.

R. Walsh,
Aldershot.

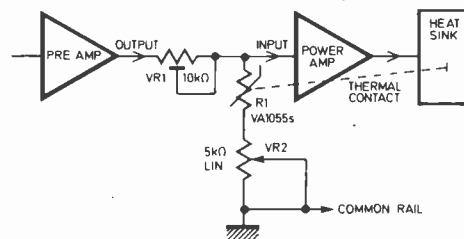


Fig. 1



Planning a Holiday?

Practical Motorist can help you. Tenting, trailer tenting, caravanning, motor caravanning or boating when you have to take your boat with you. It isn't too early to start planning now. Let PM show you. Practical Motorist compares costs, advises on maps and guides and takes a look at towing aids and leisure accessories. Package motoring holidays are included too, for home and abroad. All in the 32-page PM Motoring Holiday Supplement.

ALSO
**FIESTA SERVICE
 BRAKE CARE AND REPAIR
 VIVA TOP JOB
 BL 1100/1300 BOX SWOP
 CHEVETTE 4-Dr GLS ROAD TEST**

March issue on sale Thursday February 17

- DUAL GATE MOS FET LIKE 40673, 33p, 4 for £1-10.
- 30 ASSORTED 10KΩ CRYSTALS from 5,100kHz to 7,900kHz, £1-10.
- 10,000µF 16V.W. ELECTROLYTICS, size 3½ × 1½ in. 15p, 4 for 50p.
- 50 AC128 TRANSISTORS, branded but untested, 57p.
- 30 AF117-OC171 TRANSISTORS, untested, 57p.
- 50 BC107-8-9 TRANSISTORS, untested, 57p.
- 455kHz VERSION OF LP1175 FILTER, with connections, 55p.
- BF177 100 VOLT NPN 600mW TRANSISTORS, 10p each, 6 for 50p.
- 5 WATT DARLINGTON T039 NPN TRANSISTORS, 20p each, 3 for 50p.
- SILICON PHOTOSWITCH—OPTICAL COUPLERS, with data, 50p each.
- FT243 CRYSTALS, 8,040kHz, 8,100kHz, 75p each; 7,620, 7,720, 7,966 7, 8,166 7, 8,233 3, 8,300, 8,366 7, 8,483 3, 8,583 3, 8,650, 8,716 7kHz, all at 40p each.
- 2 AMP RF CHOKES, wire ended, 6 for 50p.
- 28kHz CRYSTALS, +16 = 1,750, ×36 = 1,008, 50p each.
- 0.0005µF 75K.V.W. VISCONEL CAPACITORS, 50p each.
- VHF TUBULAR TRIMMERS, 3pF 5p, 8pF 8p, 12pF 5p.
- 100 ASSORTED MULLARD C220 CAPACITORS, 57p.
- BD187 4A NPN POWER TRANSISTORS, 5 for £1.
- 6 80M 10X CRYSTALS, assorted frequencies, £2-16.
- PLASTIC NPN POWER TRANSISTORS, BD207 90 WATT, 55p.
- RF TRANSISTORS TYPE BF184 or BF332, 12 for 50p.
- SILICON SOLAR CELLS, 0.5V 5mA, 35p each.
- ROCKER SWITCHES, on-off 240V 5A, 15p, or 4 for 50p.
- 10 ELECTROLYTICS, 8µF 300V.W., 57p.
- TUNING CAPACITORS, 500 + 500 + 17 + 17pF with S.M. drive, 38p.
- SUB-MIN LOUDSPEAKERS, 1½ in dia., 8 ohm, 75p each.
- BF180 RF TRANSISTORS or BC136 TRANSISTORS, both 10 for 50p.
- SILICON BRIDGES, 100 PIV 1A, 20p; 200 PIV 1A, 25p; 400 PIV 1A, 30p; 600 PIV 1A, 40p; 200 PIV 2A, 30p; 100 PIV 10A, 83p; 40 PIV 3-2A, 30p.
- 1,000µF 40V.W. ELECTRONICS, size 1½ × ¾ in, 3 for 35p.
- 5MHz 10X TYPE CRYSTALS, 50p each.
- ITT BLOCK CRYSTAL FILTERS, 10-7MHz B.W. = 6kHz, £4.
- 50 ASSORTED TRANSISTOR ELECTROLYTIC CAPACITORS, 57p.
- 10 MULTI-TURN TRIM-POTS, assorted values, 60p.
- 60 ASSORTED WIRE WOUND RESISTORS, 1 to 10W, 57p.

Please add 20p post and packing on orders under £2. Overseas orders at cost

J. BIRKETT

RADIO COMPONENT SUPPLIERS

25 The Strait, Lincoln LN2 1JF

Tel. 20767

Random FLASHER UNIT
 Wired ready for use
 Complete with three
 100 watt coloured lamps
 that flash independently
 at random
£18.95

TWIN BANK 6 LIGHT UNIT
 (less lamps) LENGTH
 14½ inches
 BC Fitting **£9.55**
 ES Fitting **£10.35**

Sound to Light MASTER UNIT
 600 WATTS PER CHANNEL
£30.95
 INCLUDING CHANNEL OUTPUT PLUGS AND MAINS INLET SOCKET

TYPE A SPOT
 (less lamp)
 BC Fitting **£1.95** ES Fitting **£2.12**

TYPE B 3 BANK UNIT
 (Less Lamps)
 BC Fitting **£6.90** ES Fitting **£7.26**

TWIN BANK 12 LIGHT UNIT
 Length 31½
 (less lamps)
 BC Fitting **£15.60** ES Fitting **£17.00**

100 WATT SPOT LAMPS
 RED, YELLOW, GREEN, BLUE, CLEAR
£1.30 each
 B.C. or E.S. Fitting

3 LAMPS
 RED, YELLOW, GREEN, BLUE, CLEAR
£3.90
 B.C. or E.S. Fitting

ALL PRICES INCLUDE V.A.T. and POST & PACKING (These prices apply to the United Kingdom only)

Send 20p for illustrated leaflet & price list

ALBEN ENGINEERING CO. LTD.,
 DEPT. PE THE CRESCENT, WORSTHORNE,
 BURNLEY, LANCS. Tel. Burnley 20940

SOLDERLESS BREADBOARDING — DECS

The famous DEC System of Solderless Breadboarding is ideal for both the young and more mature students of Electronic Engineering as it enables circuits to be tried and tested without the use of soldering and because of the specially designed contacts allows components to be used over and over again. It is also extremely useful for the Circuit Designer who wishes to experiment with and perfect his circuit quickly yet economically.

S-DEC (Model PB11)

This, the most popular Board, is designed solely for the use of discrete components and is particularly useful for basic educational purposes.

(No. of Contacts 70)

1 off £1-98
5 off £1-78

T-DEC (Model PB21)

This Board allows 2 TO5 or 1 DIL IC Station to be used and so is primarily intended for discrete work or for linear IC application where considerable numbers of discrete components may be required.

(No. of Contacts 208)

1 off £3-62
5 off £3-21

μ-DEC 'A' (Model PB31)

The μ-DEC 'A' is specially designed for ease of use with IC's and allows 2 DIL or 4 TO5 stations to be used but will accommodate discrete components with equal facility.

(No. of Contacts 208)

1 off £3-97
5 off £3-53

μ-DEC 'B' (Model PB41)

The μ-DEC 'B' is for similar uses as μ-DEC 'A', but has two 16 lead IC sockets as part of the Board.

(No. of Contacts 208)

1 off £6-97
5 off £6-19

DEC ACCESSORIES

16 DIL adaptor (with socket) PB062	£1-92
10 TO5 adaptor (with socket) PB072	£1-60
Single ended leads (set of ten) PB101	£0-90
Double ended leads (set of ten) PB102	£0-99
1mm plugs (set of ten) PB103	£0-45

All prices include 8% VAT. P & P. 25p

Our retail counter is now open, stocking a large variety of audio and electronic parts and accessories, branded and surplus.

WE ARE SITUATED 2 MIN. WATFORD JUNCTION STATION

THE COMPONENTS CENTRE

7 Langley Road, Watford, Herts., WD1 3PS.

Tel.: Watford 45335

complete DIGITAL CLOCK KITS TEAK CASES

prompt order despatch

NON-ALARM

£10-65

+ 85p VAT

ALARM

£13-43

+ £1-07 VAT

(Prices include P. & P.)

GENUINE TEAK OR PERSPEX CASE

DELTA DATA: 4 Radiant Red 7in high LEDs. 12hr display with a.m./p.m. indication. Beautiful Burma Teak Case or Pretty Perspex in white, black, blue, red, green. Power failure is indicated by flashing display.

MODULES: Kits can be bought without case—Non-Alarm £9, Alarm £12-50 inclusive.

READY BUILT: Buy a working tested module and fit your own case—Non-Alarm £9-50; Alarm £13; Complete clock ready built. 2yr guarantee—Non-Alarm £13-50; Alarm £16-50.

ALARM FEATURES: Pulsed tone. Tilt operated 10 minute "Snooze" period. Single switch setting. Optional extra mercury switch (45p) allows alarm reset by tilting clock. Digit brightness is automatically controlled to suit lighting level.

'ALPHA' | 4 Glowing Green 7in high digits | Built and Tested | £11
12 or 24 hour. Non-Alarm | Module plus | incl.

CLOCK CHIP: AYS-1202. Only £2-70 incl.

DISCOUNT on orders over 5 kits or clocks.
Overseas airmail. Add £2-50.




Send payment with order. S.A.E. for complete range

Pulse Electronics Ltd

Dept. PE9, 202 Shefford Road,
Clifton Shefford, Beds.


Telephone: Hitchin (0462) 814477



NEWS FROM JOSTY KIT

JOSTYKIT—a product from Denmark

HF 61-2 DIODE MEDIUM WAVE RECEIVER




By means of a very simple technique a reasonable reception is attained. HF 61-2 is built on a small circuit board of the same size as the general purpose amplifier AF 380. The two assemblies should be connected to produce power for a loudspeaker. HF 61-2 is especially useful for beginners, who have not tried to assemble electronic kits before.

£4-30

HF 305 VHF RADIO-CONVERTER

Extend the range of your transistor radio. Listen to Amateurs (2 metre band), Aircraft, Trawlers, etc. Two transistor circuit with printed circuit coils, varactor diodes and superior circuit design. Converts radio signals in the 100-200MHz range to output signal at 100MHz. Pipe this into your VHF receiver and you're in a new dimension.



£6-70

AT 365 3-CHANNEL DISCO LIGHT




A new concept in psychedelic lighting. Uses built-in microphone. Avoids awkward connections to amplifiers. Position light-show to best advantage without long trailing leads—just plug in to nearest power point. Circuit combines latest integrated circuit techniques with solid-state power control. Quad op amp makes selection of bass, midrange and treble frequencies easy. Three thyristors (SCRs) control three separate lampbanks. Kit includes fused dc power supply and FET zero light adjustment. **WARNING** Only experienced persons should attempt the interconnection of mains equipment.

£17-00


HF 385-2 VHF/UHF AERIAL AMPLIFIER

A quality, printed circuit, no trimming, aerial amplifier. Fantastic frequency range due to use of printed coils. 21dB amplification at 400MHz. Two separate inputs for UHF and VHF. No loss of signal or intercommunication problems.



£5-80

NT 410 AERIAL AMPLIFIER CURRENT SUPPLY



NT 410 is a current supply, specially built for aerial amplifiers, such as HF 385-2, but can also be used for other aerial amplifiers. NT 410 is supplied with input and output clamps for 75 ohm or 50 ohm aerial cables. It is therefore not necessary to solder—just cut and strip the aerial cable and attach to NT 410. The aerial signal from the aerial amplifier to the receiver passes without complications and the current to the aerial amplifier

passes through the same cable. NT 410 describes how to use NT 410 together with HF 395 and HF 385-2.

£4-50



JOSTY KIT (U.K.) LTD

MAIL ORDER DIVISION
P.O. BOX 68, MIDDLESBROUGH,
CLEVELAND, ENGLAND B1 5CQ

SEND FOR OUR FREE CATALOGUE

Hi-Fi Systems that GROW with you

At last someone has come up with a flexible approach to quality hi-fi that doesn't become obsolete as you become more discerning.

Take an initial standard 20W r.m.s. + 20W r.m.s. stereo and with simple modifications this can be expanded to give a powerful 40W + 40W stereo system together with additional multi frequency rumble, hiss and stereo image width controls.

Currently available from stock:- Stereo Pre-Amp Module CP-P1

- * 2 channel pre-amplifier.
- * Ideal for use with record player, tape, microphone, tuner inputs etc.
- * No external components required other than potentiometers for bass, treble, balance, volume controls and input selector switch
- * The CP-P1 is internally protected against accidental reverse power connection.

PRICE **£13.30**

+ £1.66 VAT

Specification

Input	Sensitivity	Signal/Noise	Impedance
Magnetic	3mV	>70dB	47kΩ
Tuner	100mV	>70dB	10kΩ
Tape	100mV	>70dB	10kΩ
Auxiliary	1-100mV	60dB-70dB	200kΩ

Magnetic i/p overload: 33dB.
Distortion: 0.04% at 1kHz;
Output: 1V r.m.s. into 10kΩ;
Supply voltage: ±18V nominal;
Tone controls: Bass ±12dB at 100Hz.
Treble ±12dB at 10kHz.



Stereo Amplifier Module CP2-15-20


- * The CP2-15-20 is designed to give either a 20W + 20W stereo amplifier or alternatively a 40W single channel amplifier.
- * No external components required
- * Safety features include built-in protection against accidental reverse power connection and thermal shut down facility to prevent over dissipation

Specification:

Power output:
40W r.m.s. into 8Ω, 1 channel; or
30W r.m.s. into 15Ω, 1 channel; or
20W r.m.s. + 20W r.m.s. into 4Ω, 2 channel; or
15W r.m.s. + 15W r.m.s. into 8Ω, 2 channel

Input sensitivity: 1V r.m.s.; **Frequency response:** 20Hz-20kHz, at -3dB; **Distortion:** 0.04% at 15W; **Supply Voltage:** ±18V nominal; **Size:** 5-1 x 4 x 1-25in. (130 x 102 x 32mm).

PRICE **£12.85** + £1.61 VAT



Also available:-

Audio Function Module CP-FG1

- For those requiring a wider range of facilities this module provides:-
- * Bass and treble filter controls including switchable cut-off frequencies for rumble and hiss reduction.
 - * Stereo separation control.
 - * Complete except for switches and potentiometers.

PRICE **£11.75**
+ £1.47 VAT

Power supply: Module CP-PS 18/2D

Suitable for one 20W + 20W complete system. A 40W + 40W system can be produced using 2 power supplies.

PRICE **£5.75** + 72p VAT

These products carry a 2 year guarantee.

Cliffpalm Ltd.

DEPT. HF/PE,
13 HAZELBURY CRESCENT
LUTON, BEDS LU1 1DF

Prices include full application data, post and packaging.

Phone your order quoting Credit Card No.
Please rush me
I enclose a cheque/postal order crossed and made payable to Cliffpalm Ltd for: £

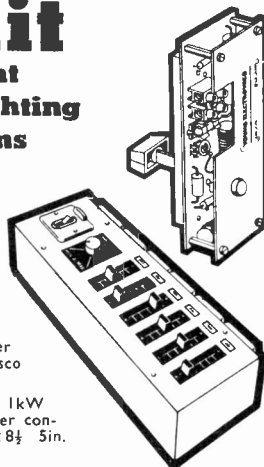


NAME _____
ADDRESS _____

Dimmit

range of light dimmers and lighting control systems

Illustrated is the popular PMSD1000 module. A 1kW slider control dimmer, interference suppressed, 60mm slider range size 4½ x 2 x 1½ in. Ideal for low cost stage and disco lighting. Used by schools, theatres, studios, etc. Complete with scale plate, fixing screws and full instructions. **£9.06** inc. VAT and postage and packing.



Complete compact light dimmer systems for stage, club and disco lighting, etc.

DD61M (illustrated). Six 1kW channels, six outlet sockets, master control, mains on/off switch, size 23 x 8½ x 5in. Price **£131** inc. VAT and P. & P.

DD61-B. Six 1kW channels, using module PMSD1000, lowest cost system. Price **£66.50** inc. VAT and P. & P.

ALL PRICES REDUCED FOR A LIMITED PERIOD

The Dimmit range includes rotary and slider control dimmers and sound to light converters for home, entertainment and professional applications. Ratings 1kW, 2kW, 3kW.

All products are guaranteed and are supplied with full instructions and applications. Full after-sales service. Technical advice given.

For full information on all modules and lighting control systems send for our FREE illustrated catalogue and price list. Callers welcome, visit our showroom for a demonstration of any of the modules or systems. Mon.-Fri. 9.30 to 6.0 p.m. Sat. by arrangement.


YOUNG ELECTRONICS LTD.

184 Royal College Street, London NW1 9NN Tel. 01-267 0201

Veroboards are available with 0.1" x 0.1" or 0.15" x 0.15" matrix with holes, in 15 sizes. A new catalogue describing Verostrip, DIP boards, Plastic x Metal cases, Veroboxes etc is available (price 10p + S.A.E.)




VARIABLE
EASY TO USE
RELIABLE
ORIGINAL...



Vero Electronics Limited, Retail Dept., Industrial Estate, Chandler's Ford, Hants., SO5 3ZR Telephone: Chandler's Ford 2956 (STD 04125)

INVERTORS



240v-50Hz from your 12v car battery

25 watt—£4.75 300 watt (24v)—£26.45
40 watt—£8.27 400 watt (12v)—£39.05
75 watt—£12.03 500 watt (24v)—£48.18
150 watt—£21.27 1kW (50v)—£127.00
300 watt (12v)—£33.03 1.5kW (110v)—£140.80

All above invertors are in kit form but may be purchased built up in metal case & ready for use. Price list sent on receipt of s.a.e. Prices include post & packing

P.W. AUTOMATIC EMERGENCY SUPPLY

240v-50Hz-150 watt inverter with built in battery charger. In event of power failure switches over automatically from battery charging to inverter operation. Cct as appeared in Dec. 72 P.W. Complete kit of parts (excluding meter) £24.50 + £1.70p & p.

DIGITAL WATCH


L.E.D. display giving hours, minutes, seconds and date. Design based on American technology, and fantastic value at £16 + 30p p & p. One year guarantee

TRANSFORMERS & COILS

Both high volume & small order capacity available
Special offer: Miniature mains transformer 6-0-6v-6V.A.—£5p plus 10p p & p.

TRADE & EXPORT ENQUIRIES WELCOMED

P.E. ORION STEREO AMPLIFIER



20 + 20 Watts r.m.s. into 8 ohm load. Distortion less than 0.01% 100Hz-10kHz. Frequency response ± 1 dB 20 Hz to 20 kHz. Hum level virtually nil with volume full on.

This is a power amplifier of superb quality incorporating the very latest design features. Professional hi-fi enthusiasts have classed it as fantastic and real value for money. The CCT incorporates a low flux transformer and inputs for disc, tape, tuner, etc.


Complete kit of parts including slim line bookend case, silk screened front panel & knobs. £47.30 incl. VAT & p. & p.

The bookend case, I.C.s & semiconductors, P.C. board, Transformer, etc. may be purchased separately if desired. Send S.A.E. for further information

P.E. ORION TUNER

Full kit of parts for this superb tuner unit to complement the now well established amplifier. Parts may also be purchased separately. Send S.A.E.

ASTRO IGNITION



ASTRO IGNITION SYSTEM

Complete kit of parts for this proven and tested system £10.45 incl. VAT. Ready built with only two connections to alter £13.75 incl. VAT. Thousands have used this system both home and abroad. Consider these *advantages* more power, faster acceleration, fuel economy, excellent cold starting, smoother running, no contact breaker burning. Also because of the high energy spark, the fuel mixture can be made weaker giving further economy and fewer plug problems. Fitting time when built 5 minutes approx. Please state whether positive or negative earth. Trade and export enquiries welcomed.

ASTRO ELECTRONICS

Spring Bank Road, West Park
Chesterfield.

CJL

CJL LTD. P.O. BOX 34, 92 NORTHGATE, CANTERBURY
(P & P AND VAT INCLUDED)

Aerials, extend 15-120cm £1-50
Foot Switches, Snap action £3-50
Keynectors £3-95
Power Supply Units, Compact.
Switchable 6, 7.5, 9V, 250mA £3-75
S-DeCs £2-20
Signal Injectors—AF/RF
(self-contained) £4-95
Audio Modules (Bi-Pak)
Amplifiers
25W RMS £4-25 10W RMS £3-50
125W RMS £16-00 35W RMS £7-70
PA100 £13-30 PA12 £7-50
S450 £18-75 SPM80 £3-55
T538 £3-20 BMT80 £3-50
Earphones/Headphones:
Crystal £0-85 Stethoscope £1-35
2,000 Ω £3-85 Stereo £4-15
Intercoms, 2 station £6-75
Microphones, lapel crystal £1-15
Desk Crystal £1-45 Dynamic £2-15
Tape Editing/Joining Kits:
1/2in Tape £2-25; Cassette Tape £2-30
Tape Head Demagnetisers £3-65
Test Cassettes £2-30

Soldering Irons (Antex)
15W "C" Miniature Irons £3-20
15W "CCN" Low Leakage Irons £3-45
17W "CX" Low Leakage Irons £3-20
18W "G" Miniature Irons £3-25
25W "X25" Low Leakage Irons £2-90
SK1: Soldering Kits
C: Iron, 2.3 and 4mm spare bits, heat sink, solder, "How to Solder" booklet £4-95
MLX 12V, 25W Iron Kits
44m lead and clips, wallet, "How to Solder" booklet £4-10
Elements: C £1-50; "CCN" £1-85
CX £1-50; "G" £1-85; "X25" £1-60
Bits: 1/2in, 3/4in, 1in each £0-50
(N.B. state type of iron)
ST3 Stands—for all models
Insulated base, Plated spring
Cleaning sponges, Space for spare bits £1-45
Solder in handy dispenser £0-45
Wire Strippers/Cutters:
Bib 8B, 6 gauge selector £0-85

P.E. JOANNA ELECTRONIC PIANO



ALL PARTS CAN BE SUPPLIED

Keyboard, Keyswitch, P.C.B.s.
Hardware, Semiconductors,
Resistors, Capacitors, Cabinets
Complete kits or easy stages

Send S.A.E. for details

Clef Products

31 Mountfield Road
Bramhall, Stockport, Cheshire SK7 1LY

THE OPEN DOOR TO QUALITY



This catalogue—Electrovalue Catalogue No. 8 (Issue 2, up-dated)—offers items from advanced opto-electronic components to humble (but essential) washers. Many things listed are very difficult to obtain elsewhere. The company's own computer is programmed to expedite delivery and maintain customer satisfaction. Attractive discounts are allowed on many purchases; Access and Barclaycard orders are accepted.

★ FREE POSTAGE on all C.W.O. mail orders over £2 list value (excluding VAT) in U.K. If under, add 15p handling charge

144 pages
post paid

40p
inc. refund
voucher
worth 40p

ELECTROVALUE LTD

All communications to Head Office Dept. PE12/2, 28 ST. JUDES ROAD,
ENGLEFIELD GREEN, EGHAM, SURREY TW20 0HB. Phone Egham 3603
Telex 284475 Hours 9-5.30 daily 1 pm Sats

NORTHERN BRANCH: 680 Burnage Lane, Burnage, Manchester M19 1NA.
Phone 061-432 4945 Hours 9-5.30 pm 1 pm Sats

NEW

from the newest name in Technical Publishing... Newnes Technical Books

ELECTRONICS POCKET BOOK—3rd Edition

P. J. McGoldrick

320 pages 1976 0 408 00209 3 £3.75

QUESTIONS AND ANSWERS ON RADIO AND TELEVISION—4th Edition

H. W. Hellyer & I. R. Sinclair

128 pages 1976 0 408 00249 2 £1.25

MASTER ELECTRONICS IN MUSIC

T. D. Towers

128 pages 1976 0 408 00262 X
Approx. £2.50

MASTER HI-FI INSTALLATION

Gordon J. King

128 pages approx. 1976 0 408 00237 9
£2.50

MASTER STEREO CASSETTE RECORDING

I. R. Sinclair

120 pages approx. 1976 0 408 00238 7
Approx. £2.50

Order from your bookseller, or from:—



Butterworths, Borough Green, Sevenoaks, Kent TN15 8PH
Telephone: Borough Green 884567

B. BAMBER ELECTRONICS

Dept. PE, 5 STATION ROAD, LITTLEPORT, CAMBS., CB6 1QE
Telephone: ELY (0353) 860185 (2 lines) Tuesday to Saturday

PLEASE ADD 8% VAT UNLESS OTHERWISE STATED

PLEASE ADD 8% VAT UNLESS OTHERWISE STATED

GARRARD 9V DC MINIATURE MOTORS. Type 318M, 3200 RPM governed, size approx. 1 1/2 in. dia. x 1 1/2 in. high, with 2mm spindle. Brand New 60p each or 2 for £1.

SILICON HIGH VOLTAGE RECTIFIER STICKS. BY185 (new) 35kV 2.5mA £1 each, BY140 (ex-equip) 12kV 2.5mA 45p each.

VARIABLE STABILISED POWER SUPPLY, mains input, 0-24V output, stabilised and current limiting at 500mA + 32V at 50mA. Brand new by British manufacturer. Size approx. 7 1/2 x 2 1/2 x 4 in complete with external 5kΩ 3-turn pot for voltage control. Connection data supplied £7.

14 DIL REED RELAYS, 5 to 12V DC, 450 ohm coil. Designed to work directly from TTL Logic. Single Pole Change over. Contact ratings 28V 1/4 3W £1.75 each.

PLASTIC BOXES 3 1/2" square, 1 1/2" deep (wall-mounting type) with 5-pin din plug on front panel. 50p each.

MAINS ISOLATION TRANSFORMERS. Tapped mains input, 240V at 3A + 12V at 500mA output. New, boxed, made by Gardners. £12.

SOLDER SUCKERS (Plunger Type). Standard Model. £4.50. Skirted Model. £4.95. Spare Nozzles 60p each.

2N3055 type Transistors. O.K., but unmarked. 5 for £1.

110V NEONS, SCREW-IN-TYPE, 4 for 50p.

SLOW MOTION MOTORS (suitable for programmers, displays, etc.) 230-240V a.c. input, rotation, 1 rev. every two to three minutes. Sorry, sold out.

MINIATURE PLIERS. High quality 'Crescent' made in USA. £4.35 + VAT (35p).

SIDE CUTTERS. High quality. £3.70 + VAT 30p.

MIXED COMPONENT PACKS, containing resistors, capacitors, pots, etc. All new. Hundreds of items. £2 per pack, white stocks test.

4MHz XTAL PACKS (10 assorted xtal between 4MHz and 5MHz), our selection only £1 Pack.

PROGRAMMERS (magnetic devices) Contain 9 microswitches (suitable for mains operation) with 9 rotating cams, all individually adjustable. Ideal for switching disco lights, displays, etc., or industrial machine programming. (Need slow motion motor to drive cams, not supplied) 9 switch version £1.50.

HEAVY DUTY HEATSINK BLOCKS, undrilled, base area 2 1/2 in. x 2 in. with 6 fins, total height 2 1/2 in. 50p each.

SPERRY 7-SEGMENT P.G.D. DISPLAYS, digit height 0.3 in. red, with decimal points. 150V to 200V (nominal 180V) operation. These are high-volt industrial type and therefore brighter than normal displays. All brand new. AT THE BARGAIN PRICE OF 50p PER DIGIT. TYPE 332 (two digits in one mount) £1 each. (Sorry, no single digit available.) Data supplied.

BSX20 (VHF Osc/Mult), 3 for 50p.
BC108 (metal can), 4 for 50p.
PBC108 (plastic BC108), 5 for 50p.
BFY51 Transistors, 4 for 60p.
BCY72 Transistors, 4 for 50p.
PNP audio type 105 Transistors, 12 for 25p.
BF152 (UHF amp/mixer), 3 for 50p.
2N3819 Fet, 3 for 60p.
BC148 NPN SILICON 4 for 50p.
BC158 PNP SILICON 4 for 50p.
BA121 Signal Diodes, 10 for 35p.
NA121 Varicap Diodes, 4 for 50p.
1N914 Diodes, 10 for 25p.

SMALL MAINS SUPPRESSORS (small chokes, ideal for radio, Hi-Fi inputs, etc.) approx 1/2 in. x 1 1/2 in. 3 for 50p.

PERSPEX TUNER PANELS (for FM Band 2 tuners) marked 88-108MHz and Channels 0-70, clear numbers, rest blanked out, smart modern appearance, size approx. 8 1/2 in. x 1 1/2 in. 2 for 35p.

Lead suppressors (10kohm) for mobile plug leads. 4 for 50p.

HEAVY DUTY RELAYS, 24V d.c. operated (will work on 18V) 3 heavy duty make contacts (around 10A rating) + 4 change over contacts + 1 break contact. New, complete with mounting bracket. (Ideal for switching HT on Linears.) Many uses for this high quality unit. £1.50 each.

TO3 transistor insulator sets, 10 for 50p.

ALU-SOL ALUMINIUM SOLDER (made by Multicore) Solders aluminium to itself or copper, brass, steel, nickel or tinplate. 16 s.w.g. with multicore flux, with instructions. Approx. 1 metre coil 40p pack. Large reel £2.75.

VARICAP TUNERS Mullard Type ELC1043/05. Brand New. £4.40 + 12 1/2% VAT.

I.C.'s some coded. 14 DIL type, untested, mixed. 20 for 25p.

Mobile Converters, 74V DC input 13.8V at approx. 3.4A DC output, fully stabilised. £3.50 each (ideal for running 12V car radio from 24V lorry battery).

We now stock Spiralex Tools for the electronic enthusiast: Screwdrivers, Nut Spanners, BA and Metric sizes, pop rivet guns, etc. S.A.E. for list.

Miniature earphones with min. jack plug, 2 for 50p + 12 1/2% VAT.

1F Cans, 1/2 in. square, suitable for rewind, 6 for 30p + 12 1/2% VAT.

TWIN I.F. CANS, approx. 1 in. x 1/2 in. x 1 in. high, around 3.5-5MHz, 2 separate transformers in 1 can, internally screened, 5 for 50p + 12 1/2% VAT.

Dubilier Electrolytics, 50µF, 450V, 2 for 50p.
Dubilier Electrolytics, 100µF, 275V, 2 for 50p.
Plessey Electrolytics, 470µF, 63V, 3 for 50p.
TCC Electrolytics, 1000µF, 30V, 3 for 60p.
Plessey Electrolytics, 1000µF, 180V, 40p each (3 for £1).
Dubilier Electrolytics, 5000µF, 50V, 50p each.
Dubilier Electrolytics, 5000µF, 50V, 60p each.
ITT Electrolytics, 6800µF, 25V, high grade, screw terminals, with mounting clips, 50p each.
Plessey Electrolytics, 10000µF, at 63V, 75p each.
Plessey Cathodray Capacitors, 0-0.4µF at 12.5kV DC. Screw terminals. £1.50 each.
PLEASE ADD 12 1/2% VAT TO ALL CAPACITORS.

TV PLUGS AND SOCKETS
TV Plugs (metal type), 5 for 50p.
TV Sockets (metal type), 4 for 50p.
TV Line Connectors (back-to-back sockets), 4 for 50p.
PLEASE ADD 12 1/2% VAT.

A LARGE RANGE OF CAPACITORS AVAILABLE AT BARGAIN PRICES, S.A.E. FOR LIST.

PLUGS AND SOCKETS
N-Type Plugs 50 ohm, 60p each, 3 for £1.50.
PL259 Plugs (PTFE), brand new, packed with reducers, 65p or 5 for £3.
SO239 Sockets (PTFE), brand new (4-hole fixing type), 50p each or 5 for £2.25.
25-way ISEP Plugs and Sockets, 40p set (1 plug + 1skt).
Plugs and sockets sold separately at 25p each.

BNC PLUGS (ex-equip), 5 for £1.50.

WELLER SOLDERING IRONS
EXPERT. Built-in spotlight illuminates work. Pistol grip with fingertip trigger. High efficiency copper soldering tip.

EXPERT SOLDER GUN. £6.80 + VAT (54p).
EXPERT SOLDER GUN KIT (spare bits case, etc.), £9.80 + VAT (78p).

SPARE BITS, PAIR. 30p + VAT (2p).

MARKSMAN SOLDERING IRONS
SP15D 15W £3 + VAT (24p).
SP25D 25W £3 + VAT (24p).
SP25DK 25W + bits, etc. kit £3.85 + VAT (31p).
SP40D 40W £3.44 + VAT (28p).

BENCH STAND with spring Marksman Irons, £2.22 + VAT (18p).

SPARE BITS
MT8 for 15W, 46p + VAT (4p).
MT4 for 25W, 38p + VAT (3p).
MT10 for 40W, 42p + VAT (3p).

TCPT TEMPERATURE CONTROLLED IRON. Temperature controlled iron and PSU. £20 + VAT (£1.60).

SPARE TIPS
Type CC single flat, Type K double flat fine tip, Type P, very fine tip. £1 each + VAT (8p).

MOST SPARES AVAILABLE.

MULTICORE SOLDER
Size 5 Savbit 18 s.w.g. in alloy dispenser, 32p.
Size 18 Savbit 18 s.w.g. in alloy dispenser, 50p + VAT (3p).

Size C15A18 Savbit 18 s.w.g., 56p + VAT (4p).
Size 12 Savbit 18 s.w.g. on plastic reel £1.80 + VAT (15p).
1/2 Kg. (1 1/2) 60 x 40, 20 s.w.g. on plastic reel £1.30.

Terms of Business: CASH WITH ORDER. MINIMUM ORDER £2. ALL PRICES INCLUDE POST & PACKING (UK ONLY). SAE with ALL ENQUIRIES Please. PLEASE ADD VAT AS SHOWN. ALL GOODS IN STOCK DESPATCHED BY RETURN. CALLERS SATURDAYS ONLY 9.30-12.00, 1.30-5.00.

Mullard Components

Electrolytic Capacitors. 015/016 Series.

25V	25V	63V	63V	63V	63V
10	47	1.0	4.7	15	47
22	100	2.2	10	22	22
47p	5p	47p	47p	5p	6p

Polyester Capacitors. C280 Series. 250V PC mounting. 0.01, 0.015, 0.022, 0.033, 0.047, 0.068, 0.1, 31p; 0.15, 0.22, 47p; 0.33, 61p; 0.47, 71p; 0.68, 10p; 1.0, 12p; 1.5, 18p; 2.2, 24p, 21p.

Carbon Film Resistors. 0.33W 5% Hi-stability E12 series 4.7Ω-1M. Any selection 1p each, 0.9p 10+, 0.85p 100+.

Return of post service. Prices include 124% VAT. Allow 15p for carriage. Mail order only. All components brand new. Exports welcome.

C. N. Stevenson (PE)

304 Avery Hill Road, London SE9 2JN

GENUINE HAMMOND Reverb units. Fraction of original cost. Size 8 1/2 in x 2 in x 1 in. Absolute bargain **£3.50** inclusive. Cheque/P.O.—COLIN WHITELEY, 11 Denbrough Walk, Bradford, W. Yorkshire, BD4 0QS.

AMPLIFIERS

New, boxed, guaranteed, working. 1 watt audio amplifier panels with 2-speed motor controller incorporated, uses i.e. type LM380N and runs from 9V power supply, only **£1** each inc. VAT, P. & P., etc. Drawings and i.e. data add extra 60p to order. From: **INDUSTRIAL RF SERVICES**, 51 Deptford Broadway, London SE8 4PH. Tel. 01-692 4284.

BOOKS AND PUBLICATIONS

START YOUR OWN BUSINESS REWINDING ELECTRIC MOTORS

This unique instruction manual shows step by step how to rewind motors, working part or full time, without previous experience. Everything you need to know easily explained, including where to obtain materials, how to get all the work you need, etc., etc. A goldmine of information and knowledge. Only **£3.90** plus 26p P. & P. From: **MAGNUM PUBLICATIONS, Dept. PES**, Brinksway Trading Estate, Brinksway Stockport SK3 0BZ. Overseas Distributors wanted.

UFO CHARTS: TV detection; Mars Pattern; sighting recorder; "antigravity"; "propulsion"; optical transistor detector; radiation/optical; 3-way MOS detectors; each **80p**. Programmable clock; multichannel recorder; circuits; **£1.20**. Computerised optical detector **£1.50**. Newsletter **60p**. R. & E. Highlands, Needham Market, Suffolk.

FREE T.V. CIRCUIT DIAGRAMS

All main British T.V. sets (plus many foreign) comprehensively covered in our easy-to-follow T.V. Repair Manuals—4 mono and 3 colour. Just send model no., if colour (mfrs. chassis type helps) with **£4.50** and receive the manual covering your set—plus your set's circuit diagram on request free. Set of 7 only **£27**. British T.V. Circuit Diagram Manuals—the main mono (over 37 series) for **£9.90** and virtually every colour for **£17.50**. Full details of these and other publications from:

T.V. TECHNIC

76 Church Street, Larkhall, Lanarks, ML9 1HE. Tel. (0698) 883334

LADDERS

LADDERS, varnished, 25 1/2 ft. extd., **£27.64**. (arr. **£1.90**. Leaflet. Immed. despatch. THE LADDER CENTRE (PEE3), Halesfield (1), Telford, Salop. Tel. 586644.

EDUCATIONAL

TECHNICAL TRAINING

Get the training you need to move up into a higher paid job. Take the first step now—write or phone ICS for details of ICS specialist homestudy courses on Radio, TV, Audio Eng. and Servicing, Electronics, Computers; also self-build radio kits. Full details from:

ICS SCHOOL OF ELECTRONICS
Dept. 772C, Intertext House, London SW8 4UJ
Tel. 01-622 9911 (all hours)

TELEVISION TRAINING

12 MONTHS' full-time course in Radio and TV for beginners (GCE—or equivalent—in Maths and English).

26 WEEKS' full-time course in Mono and Colour TV (basic electronics knowledge essential).

13 WEEKS' full-time course in Colour TV (Mono TV knowledge essential).

These courses incorporate a high percentage of practical training.

Next session starts on April 18th.

Prospectus from **London Electronics College, Dept. A3, 20 Penywern Road, London SW5 9SU.** Telephone 01-373 8721

CITY & GUILDS EXAMS

Study for success with ICS. An ICS homestudy course will ensure that you pass your C. & G. exams. Special courses for: Telecoms. Technicians, Electrical Installations, Radio, TV & Electronics Technicians Radio Amateurs. Full details from:

ICS SCHOOL OF ELECTRONICS
Dept. 772C, Intertext House, London SW8 4UJ
Tel. 01-622 9911 (all hours)

COLOUR TV SERVICING

Learn the techniques of servicing Colour TV sets through new homestudy course approved by leading manufacturers. Covers principles, practice and alignment with numerous illustrations and diagrams. Other courses for radio and audio servicing. Full details from:

ICS SCHOOL OF ELECTRONICS
Dept. 772C, Intertext House, London SW8 4UJ
Tel. 01-622 9911 (all hours)

SERVICE SHEETS

BELL'S TELEVISION SERVICES for service sheets on radio, TV, etc., **75p** plus S.A.E. Colour TV service manuals on request. S.A.E. with enquiries to B.T.S., 190 Kings Road, Harrogate, N. Yorkshire. Tel. 0423 55885.

SERVICE SHEETS, radio, TV, etc. 10,000 models. Catalogue **24p** plus S.A.E. with orders-enquiries. TELRAY, 154 Brook Street, Preston, PR1 7HP.

SERVICE SHEETS, Radio, TV, etc. **50p** and S.A.E. Catalogue **20p** and S.A.E. HAMILTON RADIO, 47 Bohemia Road, St. Leonards, Sussex.

FOR SALE

MAPLIN STAGE Two Organ, complete with 15 Rhythms, in Oak (case, for the price of the parts. BROMSGROVE 71862.

P.E. MODULES. "Minisonic" battery eliminator temperature stabiliser, phase, phase control, reverberation, assembled but untested. Also 3-octave keyboard plus contacts. **£40** the lot. Tel. Dorking 2668.

COMPONENTS CLEARANCE. Transistors, connectors, integrated circuits, meters, units, DVMS, valves, microphones. Free List. Stamp appreciated. Private Sale—Write Box No. 67.

NEW ISSUES of "Practical Electronics" available from April 1974 up to date. Cover price plus 17p postage per copy—BELL'S TELEVISION SERVICES, 190 Kings Road, Harrogate, N. Yorkshire. Tel. (0423) 55885.

QUALITY TAPE RECORDER, parts, P.C., bargain, **£20**. 4 Riversley Road, Gloucester.

P.E. GEMINI stereo amplifier completely built but owing to lack of equipment/expertise has yet to work, **£25** o.n.o. Full details from MICK GARRATT. Tel. Guisborough 6206 (Office hours).

WANTED

WANTED, NEW VALVES, TRANSISTORS, top prices, popular types—KENSINGTON SUPPLIES (B), 367 Kensington Street, Bradford 8, Yorkshire.

ELECTRICAL

8TYLI, CARTRIDGES AND AUDIO LEADS, etc. For the best at keenest prices send S.A.E. for free illustrated list to: FELSTEAD ELECTRONICS (PE), Longley Lane, Gatley, Cheshire, SK8 4EE.

MISCELLANEOUS

I.C. EXPERIMENTER'S KITS

Learn about modern electronics with our new series of Kits on digital logic techniques. Each Kit contains specially selected I.C.s, Holders, Veroboard, L.E.D.s, and Instructions. Available at **£4.00** each (including P. & P.)

Kit One—Gates Kit Two—Flip-Flops
Kit Three—Shift Registers
Kit Four—Counters Kit Five—Displays
S.A.E. for further details to:

AUTOMATED HOMES

69 High Street, Ryton, Coventry CV8 3FJ (Mail Order Only)

MORSE CODE

MORSE CODE TUITION AIDS

Cassette 3—1-12 w.p.m. for amateur radio examination.

Cassette 5—12-24 w.p.m. for professional examination preparation.

Morse by light system available. Morse Key and Buzzer Unit for sending practice.

Prices: Cassettes (including booklets) **£4**; Morse Key and Buzzer **£4**. Prices include VAT, postage, etc., overseas **£1** extra.

MHEL ELECTRONICS

12 Longshore Way, Milton
Portsmouth PO4 8LS

ENAMELLED COPPER WIRE

SWG	1 lb	8 oz	4 oz	2 oz
14-19	2.40	1.20	0.60	0.50
20-29	2.45	1.60	0.82	0.59
30-34	2.60	1.70	0.89	0.64
35-40	2.85	1.90	1.04	0.75

Inclusive of P. & P. and VAT. S.A.E. brings catalogue of copper and resistance wires in all coverings.

THE SCIENTIFIC WIRE COMPANY
P.O. Box 38, London, E4 9BW
Reg. Office: 22 Coningsby Gardens

PRINTED CIRCUITS and HARDWARE

Readily available supplies of Constructors' hardware, Aluminium sheet and sections. Printed circuit boards, top quality for individual or published designs.

Prompt service.

Send 15p for catalogue.

RAMAR CONSTRUCTOR SERVICES
Masons Road, Stratford on Avon
Warwicks. Tel. 4879

RECHARGEABLE NICAD BATTERIES "AA" (HP7), £1.26; Sub. "C" £1.29; "C" (HP11) £2.38; "D" (HP2) £2.92; PP3 £4.98. Matching chargers, respectively, £4.48, £4.48, £5.24, £5.24, £3.98. All prices include VAT. Add 10% P. & P. S.A.E. for full list, plus, if wanted, 50p for "Nickel Cadmium Power" booklet. SANDWELL PLANT LTD, 1 Denholm Road, Sutton Coldfield, West Midlands, B73 6PP. Tel. 021-354 9764.

GLASS FIBRE P.C.B.'s

From your own tape, film or ink master.

Send S.A.E. for quotation.

PRACTICAL ELECTRONICS P.C.B.'s

in glass fibre, tinned and drilled.

June 76 Transmitter 93p, Coder 84p.

July 76 Receiver 90p, Decoder 73p.

Interface 56p. August 76 Servo drive 69p.

Servo Amp 54p, Relay Driver 62p.

Complete set of above boards £5.30.

Sept. 76 Tone Generator 66p, Tone Decoder

72p. Sept. 76 Cross-Hatch Generator £2.85.

Nov. 76 Hazard Warning Flasher 68p.

Dec. 76 FM Stereo Tuner £2.58. Send S.A.E.

for information on current boards.

C.W.O. please.

PROTO DESIGN

4 Highcliff Way, Wickford, Essex SS11 8LA

METER REPAIRS. Ammeters, voltmeters, multi-meters, etc., contact: **METER REPAIRS**, 21 Mount Road, Benfleet, Essex, SS7 1HA.

H.M. ELECTRONICS

275a Fulwood Road, Broomhill, Sheffield S10 3BD



BEC CABINETS

ORION cabinet still available punched or unpunched
Send 15p (refundable) for leaflets

Give your project that professional looking finish. Build it in a BEC. Dry transfer lettering now available

NO LICENSE EXAMS NEEDED

To operate this miniature, solid-state **TRANSMITTER RECEIVER** kit. Only £8.25 plus 20p P. & P.

'Brain-freeze' 'em with a **MINI-STROBE** kit, pocket-sized 'lightning flashes', variable, for disco's and parties. A mere £3.80 plus 20p P. & P.

Experiment with a psychedelic **DREAM LAB**, or pick up faint speech/sounds with the **BIG EAR** sound-catcher: ready-made modules. £4.75 plus 20p P. & P.

LOTS MORE! Send 20p for lists.

(Prices include VAT).

(Mail Order U.K. only).

BOFFIN PROJECTS

4 Cunliffe Road

Stoneleigh, Ewell, Surrey (P.E.)

CABINET FITTINGS

FOR

Stage Loudspeakers and Amplifier Cabs
Fretcloths, Coverings, Recess Handles, Strap
Handles, Feet, Castors, Locks and Hinges,
Corners, Trim, Speaker Bolts, etc., etc.

Send 2 x 81p Stamps for samples and list.

ADAM HALL (P.E. SUPPLIES)

Unit Q, Starline Works, Grainger Road
Southend-on-Sea, Essex.

PRINTED CIRCUIT BOARDS supplied in glass fibre drilled, tinned or varnished from your own or published designs. Send S.A.E. for quotations. R. F. DARLISON, 1 Valentine Drive, Oadby, Leicester.

BUILD THE TREASURE TRACER

MK III Metal Locator



- Veracip tuning
- Britain's best selling metal locator kit
- Fitted with Faraday shield
- Speaker and earphone operation
- 4 000 already sold
- Prebuilt search coil assembly
- Five transistor circuit
- Thoroughly professional finish
- You only need soldering iron, screw driver, pliers and snips
- As seen on BBC-1 and BBC-2 TV

Send stamped addressed envelope for leaflet

Complete Kit £14.75 Built and tested £19.75
Post £1 + £1.18 VAT Post £1 + £1.58 VAT
MINIKITS ELECTRONICS 6p **CLEVELAND ROAD**
LONDON E18 2AN (Mail Order Only)

VERO BOXES, cases, boards, etc. Send stamp for Vero booklet and price list. **CAVERN ELECTRONICS**, 94 Stratford Road, Wolverton, Milton, Keynes, MK12 5LU.

Musical Miracles!

by **Dewtron** ®

Build your own synthesiser or musical effects using some of the huge range of **DEWTRON** modules. Or, build fuzz or waa-waa at budget prices using special kits.

Send 20p for Catalogue from:

D.E.W. Ltd., 254 Ringwood Road, Ferndown, Dorset BH22 9AR.

CLEARING LABORATORY, scopes, recorders, testmeters, bridges, audio, R.F. generators, turntables, tapeheads, stabilised P.S.U.s, sweep generators, test equipment, etc. Lower Beeding 230.

LIGHTING CONTROL UNITS

Sound to Light. Quality 3 channel rugged control (1.5kV per channel) is designed for ruggedness, safety and simplicity of construction. The kit includes individual sensitivity controls and the unique 1 intensity dimming control.
KIT PRICE £13.90 (incl.). Bypass switches, 25p each (3 required).

Strobe/Flasher Control Unit. **KIT £7.50**. Pre-built £9.50. Flash rate. 20 ft/sec. to 2 ft/min. Flash on time variable.
Other kits and modules for discos, shops & theatres available. Order or write for details from:

SELEKTRON, 21 Priors Rd., Windsor, Berks. SL4 4PD

PC BOARD containing over 50 new unused C-Moss i/c's 4001-2-11-12. ECT 5V I.c. 6 14 DIN sockets £3. **T. COOPER**, 25 Larkwood Road, Chingford, London E4 9DS. Tel. 01-529 8255.

BURGLAR ALARMS SUPPLIES AND EQUIPMENT



S.A.E. FOR FREE CATALOGUE

LARGE SIZE PRESSURE MATS
28 in. x 15 in. £1.20

MAGNETIC SWITCHES
with magnets from 75p

BELLS · SIRENS · ALARM-UNITS · CABLE BELL COVERS · WINDOW FOIL · VIBRATION CONTACTS · ULTRASONIC AND INFRARED DETECTORS · INERTIA SWITCHES.


A. D. ELECTRONICS

217 Warbreck Moor, Aintree
Liverpool L9 0HU. Tel. 051-525 3440

LOW COST I.C. MOUNTING for any size DIL package. 100 Soldercon sockets 65p. 7 and 8 hole plastic supports 5p/pair. Quantity rates. S.A.E. details and sample. Trial pack 65p (P. & P. 10p/order). **PKG ELECTRONICS**, Oak Lodge, Tansley, Derbyshire, DE4 5FE.

AUDIO TEST OSCILLATOR

VERY LOW DISTORTION (0-02%) £22 + Tax 8%



Based on a Linsley Hood design it provides both SINE and SQUARE wave signals over range 10Hz-100kHz in four steps. Output over 1 volt fully attenuated. Self powered with 9V battery. In Kit form £17.

S.A.E. for leaflets. Also available T.H.D. Analyser. MVMT. F.M. Sig. Gen. 0/60V I.A. P.S.U.

ORION F.M. TUNER

Complete kit of parts for this system shortly available.

S.A.E. for details to:

TELERADIO ELECTRONICS
325 Fore Street, Edmonton N9 0PE
Tel. 01-807 3719

SUPERB INSTRUMENT CASES by Bazelli, manufactured from heavy-duty pvc faced steel. Hundreds of people and industrial users are choosing the cases they require from our vast range. Competitive prices start at a low 82p. Examples: width, depth, height, 8in. x 5in x 3in, £1.70; 10in x 6in x 3in, £2.42; 10in x 8in x 3in, £3.02; 12in x 10in x 3in, £3.96; 8in x 4in x 4in, £1.98; 10in x 6in x 4in, £2.97; 12in x 8in x 4in, £3.96; 7in x 7in x 5in, £2.91; 8in x 10in x 6in, £3.96; 12in x 8in x 7in, £4.40; 12in x 12in x 7in, £4.84. Plus 85p carriage and 8% VAT. Over 400 models to choose from. Prompt despatch. Free literature (stamp would be appreciated): **BAZELLI**, Dept. No. 23, St. Wilfrid's, Foundry Lane, Halton, Lancaster LA2 6LT.

ENAMELLED COPPER WIRE

S.W.G.	1lb reel	1lb reel
10 to 19	£2.95	£1.60
20 to 29	£3.15	£1.80
30 to 34	£3.45	£1.90
35 to 40	£3.65	£2.10

All the above prices are inclusive of postage and packing in the U.K.

COPPER SUPPLIES

102 Parrswood Road, Withington,
Manchester 20
Telephone 061-445 8753

The new Maplin Catalogue is no ordinary catalogue...

Hundreds of fascinating new lines

Several major new projects to build

MAPLIN ELECTRONIC SUPPLIES

SUPERSONIC SAME DAY SERVICE!

QUALITY COMPONENTS PARTS

The new tools section includes a range of soldering irons and equipment whilst the test gear section includes a selection of multimeters from 1,000Ω/V to 100,000Ω/V to suit your requirements

Find out about our major electronics projects you can build. Our catalogue will help you choose one of our many leaflets and booklets giving full constructional details of such exciting projects as a stereo graphic equaliser, or an electronic piano, a sophisticated electronic organ, our advanced synthesisers—and many more.

Super Discount Scheme - saves you pounds!

Hundreds of photos and illustrations

Component section includes a wide range of coils, pot cores, ready-wound coils and chokes from microHenries to Henries, plus ranges of Denco coils and i.f. transformers, etc

Catalogue includes a very wide range of components: hundreds of different capacitors; resistors; transistors; I.C.'s; diodes; wires and cables; discotheque equipment; organ components; musical effects units; microphones; turntables; cartridges; styli; test equipment; boxes and instrument cases; knobs, plugs and sockets; audio leads; switches; loudspeakers; books; tools - AND MANY MANY MORE.

SEND THIS COUPON FOR **YOUR** COPY OF OUR CATALOGUE ON APPROVAL! Price 50p - SEND NO MONEY NOW. Please rush me a copy of your brand new 1977/78 catalogue by return of post. Only if I am completely satisfied that it is worth every penny, will I send 50p within 14 days of receipt. If I am not satisfied, I may return the catalogue to you within 14 days without obligation. I understand that I need not purchase anything from your catalogue should I choose to keep it.

NAME _____

ADDRESS _____

PE3

Maplin Electronic Supplies P.O. Box 3, Rayleigh, Essex, SS6 8LR

DON'T DELAY
POST COUPON NOW
IT COULD BE THE BEST 50p
YOU'VE EVER SPENT



* Our bi-monthly newsletter keeps you up to date with latest guaranteed prices - our latest special offers (they save you pounds) - details of new projects and new lines. Send 30p for the next six issues (5p discount voucher with each copy).

MAPLIN

ELECTRONIC SUPPLIES
P.O. BOX 3, RAYLEIGH, ESSEX SS6 8LR

Telephone: Southend (0702) 715155
Call at our shop: 284 London Road, Westcliff-on-Sea, Essex
(Closed all day Monday) Telephone: Southend (0702) 47379