

Bohavela

PRACTICAL

ELECTRONICS

OCTOBER 1976

40p

FREE!

with this issue...

WIRE BENDING GAUGE



PPM

Stereo Peak Programme meter with I.e.d. display for high quality recording

ALSO INSIDE: CINE/TAPE SYNCHROMISER

PLUS ALL THE REGULAR FEATURES





Stirling Sound Products

FROM BI-PRE-PAK

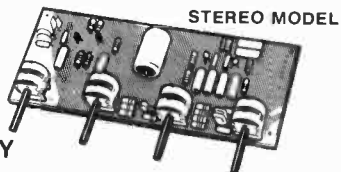
UNIT 1 PRE-AMP/CONTROL

SUPERB VALUE AT

£7.80

WITH ACTIVE TONE CONTROL CIRCUITRY

UNIT 1, latest addition in the Stirling Sound range of realistically priced constructional modules is going to assure many, many more constructors of obtaining quality where price has prevented it before. UNIT 1 offers full stereo facilities, is guaranteed and easy to connect up.



- Input sensitivity—50mV, adjustable
- Output—200mV for 50mV in
- Bass control—±15dB at 30Hz
- Treble control—±15dB at 10kHz
- Balance control; volume control
- Operating voltage—10 to 16V

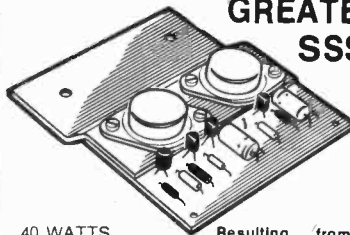
MADE IN OUR OWN FACTORY IN ESSEX

MORE POWER—LESS SPACE

GREATER VALUE

SSS140 MK.3

POWER AMP Built for hard work



40 WATTS

R.M.S.

INTO 4Ω

£3.95

+ 8% VAT

Resulting from research and development, the Mk.3 version of this most popular power amp. now includes built-in output capacitor with improved stability under severest working conditions. Greatly used for P.A., disco and similar work, SS140 offers fantastic value for the price.

Build and save with Stirling Sound

BASIC MODULES FOR BUILDING UP TO A STEREO TUNER-AMP

POWER AMPS

SS103 3W r.m.s. amplifier incorporating I.C./SL60745. With current, short-circuit and thermal protection

£1.75

SL103-3 Stereo version of above using 2 I.C.s

£3.25

SS105 5W amplifier to run from 12V (3½in × 2in × ¾in)

£2.25

SS110 Mk. 3 Similar to SS105 but more powerful giving 10W into 4 ohms, using 24V

£2.75

SS120 Mk. 3 20W module when used with 34V into 4 ohms

£3.25

CONTROL

SS100 Active tone control, stereo, ±15dB cut and boost with suitable network

£1.60

SS101 Pre-amp for ceramic p.u., radio and tape with passive tone control details

£1.60

SS102 Stereo pre-amp with R.I.A.A. equalisation, mag., p.u., tape and radio in

£2.25

STABILISED POWER UNITS

SS300 Add this to your unstabilised supply to obtain a steady working voltage from 12 to 50V for your audio system, workbench etc. Money saving and very reliable

£3.25*

SS310/350 Stabilized power supply unit with infinitely variable output from 10 to 50V d.c. With anti-short protection and heat sink. Guaranteed.

£11.00*

F.M. TUNING

SS201 Front end, geared drive capacity turning, 88–108 MHz. AFC facility

£5.00


SS202 I.F. amp A meter and/or A.F.C. can be connected (size 3in × 2in)

£2.85

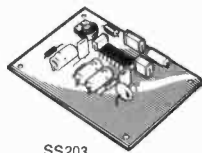
SS203 Stereo decoder

For use with Stirling Sound modules, or with any other good mono F.M. tuning section. A L.E.D. beacon can be added to indicate when a stereo signal is tuned in (3in × 2in)

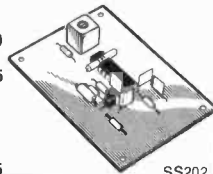
£3.85



SS125




SS203



SS202

Stirling Sound POWER PACKS



NOW 7 MODELS TO CHOOSE FROM

Not only do these excellent power packs stand up unflinchingly to hard work, inclusion of a take off point at around 13–15V adds to their usefulness and once again price value is outstanding.

Add 50p for p/p any model.

Made to serve for years

SS312	12V/1A	£3.75*
SS318	18V/1A	£4.15*
SS324	24V/1A	£4.60*
SS334	34V/2A	£5.20*
SS345	45V/2A	£6.25*
SS350	50V/2A	£6.75

Direct from the makers and obtainable only from Bi-Pre-Pak Ltd. Stirling Sound products are designed by professional experts and made in our own factory. They are distributed exclusively through Bi-Pre-Pak Ltd.

TERMS OF BUSINESS:

VAT at 12½% must be added to total value of order except for items marked * or (8%) when VAT is to be added at 8%. No VAT on overseas orders. POST & PACKING add 30p for UK orders unless marked otherwise. Minimum mail order acceptable—£1. Overseas orders, add £1 for postage. Any difference will be credited or charged. PRICES subject to alteration without notice. AVAILABILITY. All items available at time of going to press when every effort is made to ensure correctness of information.

NEW SHOWROOM

We have extended our premises and opened up a new demonstration showroom. All welcome.

Order your Stirling Sound products from BI-PRE-PAK LTD

Co Reg No 820919

222 224 WEST ROAD, WESTCLIFF-ON-SEA, ESSEX SS0 9DF.
TELEPHONE: SOUTHEND (0702) 46344

CHEQUES/MONEY ORDERS PAYABLE TO BI-PRE-PAK LTD.

TO STIRLING SOUND (BI-PRE-PAK LTD.), 220/224 WEST ROAD, WESTCLIFF-ON-SEA, ESSEX SS0 9DF

Please send

..... for which I enclose £

inc. V.A.T.

NAME

ADDRESS

PE10C

PRACTICAL ELECTRONICS

VOLUME 12 No. 10 OCTOBER 1976

CONSTRUCTIONAL PROJECTS

- CINE/TAPE SYNCHRONISER** *by N. V. Davies*
Keeping pictures and sound in step in your home movies 786
- CASSETTE PLAYER POWER SUPPLY** *by H. T. Kitchen*
Cut battery costs with this short-circuit proof mains operated unit 790
- STEREO DIGITAL PPM** *by R. W. Lawrence*
Light emitting diodes replace the conventional Peak Programme Meter movement in this novel design 808
- P.E. DIGISCOPE—4** *by R. W. Coles & B. Cullen*
Final constructional details and power supply circuitry 818

GENERAL FEATURES

- INTRODUCING WIRING PENS** *by B. Cullen*
User impressions of two models of this new constructional aid 794
- INGENUITY UNLIMITED**
Telephone Bell Simulator—Simple Siren—Magnetic Cartridge Preamplifier—Two-channel Trace Multiplier—Staircase Generator—Heads & Tails—Digital Leaf—Guitar Presence Booster—Digital Frequency Meter—Logic Probe—TTL Touch Circuits—Digital Circuit Tester—Anemometer 823

NEWS AND COMMENT


- EDITORIAL**—Good measure 785
- SPACEWATCH** *by Frank W. Hyde*
Mars The Friendly Planet 793
- THE CLEAN ROOM**
New UK plant for MOS production 798
- INDUSTRY NOTEBOOK** *by Nexus*
What's happening inside industry 800
- MARKET PLACE**
Interesting new products and a look at some new catalogues 803
- PATENTS REVIEW**
Thought provoking ideas on file at the British Patents Office 804
- READOUT**
A selection of readers' letters 807
- NEWS BRIEFS**
Marine Electronics Symposium—Tape Cassettes—Name Change for Novus—Amateur Convention—Courses 817, 822
- POINTS ARISING**
Proportional Radio Control System—Sound to Light System 822

FREE WITH THIS ISSUE

- COMPONENT WIRE BENDING GAUGE** 792
- SPECIAL P.E. OFFER**
News of a special soldering iron kit being offered in next month's issue 799

Our November issue will be published on Friday, October 8, 1976
(for details of contents, see page 817)

© IPC Magazines Limited 1976. Copyright in all drawings, photographs and articles published in PRACTICAL ELECTRONICS is fully protected, and reproduction or imitations in whole or part are expressly forbidden. All reasonable precautions are taken by PRACTICAL ELECTRONICS to ensure that the advice and data given to readers are reliable. We cannot, however, guarantee it, and we cannot accept legal responsibility for it. Prices quoted are those current as we go to press.



Become a radio amateur.

Learn how to become a radio-amateur in contact with the whole world. We give skilled preparation for the G.P.O. licence.

Free!

Brochure, without obligation to:
BRITISH NATIONAL RADIO & ELECTRONICS SCHOOL, Dept. PEE 10 6
 P.O. Box 156, Jersey, Channel Islands.

NAME _____

ADDRESS _____

Block caps please

Dimmit range of light dimmers and lighting control systems

Illustrated is the popular PMSD1000 module. A 1kW slider control dimmer, interference suppressed, 60mm slider range size $4\frac{1}{2} \times 2 \times 1\frac{1}{2}$ in. Ideal for low cost stage and disco lighting. Used by schools, theatres, studios, etc. Complete with scale plate, fixing screws and full instructions. £9.06 inc. VAT and postage and packing.

Complete compact light dimmer systems for stage, club and disco lighting, etc.

DD61M (illustrated). Six 1kW channels, six outlet sockets, master control, mains on/off switch, size $23 \times 8\frac{1}{2} \times 5\frac{1}{2}$ in. Price £140.40 inc. VAT.

DD61-B. Six 1kW channels, using module PMSD1000, lowest cost system. Size $16\frac{1}{2} \times 8 \times 5\frac{1}{2}$ in. Price £64.50 inc. VAT.
 DD62M. As DD61M but with six 2kW channels, size $25 \times 10\frac{1}{2} \times 6\frac{1}{2}$ in. Price £205.20 inc. VAT.

Add £2.20 postage and packing for all systems.

The Dimmit range includes rotary and slider control dimmers and sound to light converters for home, entertainment and professional applications. Ratings 1kW, 2kW, 3kW.

All products are guaranteed and are supplied with full instructions and applications. Full after-sales service. Technical advice given.

For full information on all modules and lighting control systems send for our FREE illustrated catalogue and price list. Callers welcome, visit our showroom for a demonstration of any of the modules or systems. Mon-Fri. 9.30 to 6.0 p.m. Sat. by arrangement.

YOUNG ELECTRONICS LTD.
 184 Royal College Street, London NW1 9NN Tel. 01-267 0201



- TEXAS PNP DARLINGTON POWER TRANSISTORS TYPE T1P117. 35p.
- NEW BOOKS. Constructing simple short wave receivers, 60p; Building simple test gear, 75p.
- 1,000µF 40V ELECTROLYTICS. Size $1\frac{1}{2} \times \frac{1}{2}$ in. 3 for 35p.
- VHF POWER TRANSISTORS. Unmarked, good. 2N3866 40p 3 for 0.1.
- SILICON SOLAR CELLS. 0.5V 5MA. 35p; 0.5V 50MA. 50p; 0.5V 100MA. 80p; 0.5V 200MA. £1.0-5V 500MA. £2.20
- 50 ASSORTED TRANSISTOR ELECTROLYTICS for 57p.
- TEXAS TO3 PLASTIC POWER NPN TRANSISTORS TYPE R2600A. No information. 50p 3 for £1.10
- 40 PLASTIC NPN TRANSISTORS. 85% good. 57p.
- 50 PLASTIC PNP TRANSISTORS. 85% good. 57p.
- GERMANIUM TRANSISTORS. AC141K, AC142K, AC153K, AC176K, AC187K, AC188K. All 20p each.
- SILICON BRIDGES. 200PIV 2K. 30p; 400 PIV 1A. 30p.
- BF177 NPN TRANSISTORS. 100V, 120 MHz. 10p each. 8 for 50p.
- 12V DOUBLE CHANGE OVER SEALED RELAYS. 50p
- PLASTIC TRIACS. 50PIV 6A. 15p; 400PIV 6A. 40p.
- PLASTIC SCRs. 50PIV 6A. 15p; 400 PIV 6A. 40p.
- AUDIO AMPLIFIER ICs. SN76001 55p; TAA611B 65p; TBA641 80p; SN76013ND. £1.70 80p 85p.
- GERMANIUM DIODES. OA85, OA95, IN34A. All 9p each.
- BF224 RF 500MHz NPN TRANSISTORS. 5 for 50p.
- 20 SILICON PHOTO TRANSISTORS AND PHOTO DARLINGTONS. Assorted, untested. £1.
- COMPRESSION TRIMMERS. 10pF. 30pF. 50pF. 150pF. 750pF. 1,000pF. All 6p each.
- VHF DUAL GATE MOS FETs LIKE 40673; 33p, 4 for £1.10.
- 100 ASSORTED $\frac{1}{2}$ WATT RESISTORS. 17 Different values. 57p.
- 50 AC128 TRANSISTORS. Branded but untested. 57p.
- 100 MULLARD C280 CAPACITORS. Assorted with chart. 57p.
- TAG ENDED ELECTROLYTICS. 3,300µF 64VW. 50p; 4,700µF 40VW. 45p. Both size $2\frac{1}{2} \times 1\frac{1}{2}$ in.
- STC CRYSTAL FILTERS 10.7MHz B.W. ± 6kHz. £4.
- MULTI-TURN CERMET 20 TURN TRIMPOTS. 10Ω, 20Ω, 50Ω, 100Ω, 200Ω, 500Ω, 1kΩ, 2kΩ, 5kΩ, 10kΩ, 20kΩ, 50kΩ, 100kΩ, 200kΩ, 500kΩ, 1MΩ, 2MΩ. All 30p each.
- MULTI-TURN WIRE WOUND 20 TURN TRIMPOTS. 10Ω, 20Ω, 50Ω, 100Ω, 200Ω, 500Ω, 1kΩ, 2kΩ, 5kΩ, 10kΩ, 20kΩ. All 20p each.
- 20 ASSORTED TUNING VARACTOR DIODES. Untested 45p.
- 500 - 500 - 17 - 17pF TUNING CAPACITORS. With SM drive. 38p.
- 250pF SOLID DIELECTRIC TUNING CAPACITORS. 33p.
- BD147 4A NPN PLASTIC TRANSISTORS. 40p, Cap. £1.35.
- CRYSTALS. 5MHz 75p; 8,040kHz 75p; 8,100kHz 75p; 28kHz 50p; 28.5kHz 50p; 7,620kHz 25p; 7,720kHz 45p; 7,966.7kHz 25p; 8,105.7kHz 25p; 8,233.3kHz 25p; 8,300kHz 25p; 8,366.7kHz 25p; 8,483.3kHz 25p; 8,583.3kHz 25p; 8,716.7kHz 25p; 8,836.25kHz 75p; 8,950kHz 60p; 6,221.1kHz 50p.

Please add 20p post and packing on U.K. orders under £2

J. BIRKETT
RADIO COMPONENT SUPPLIERS
 25 The Strait, Lincoln LN2 1JF
 Tel. 20767

Get a great deal from

Marshall's

Call in and see us 9-5.30 Mon-Fri 9-5.00 Sat

Trade and export enquiries welcome

A Marshall (London) Ltd Dept: PE
40/42 Criklewood Broadway London NW2 3ET
Tel: 01-452 0161/2 Telex: 21492
& 85 West Regent St Glasgow G2 2QD
Tel: 041-332 4133
& 1 Straits Parade Fishponds Bristol BS16 2LX
Tel: 0272-654201/2
& 27 Rue Danton Issy Les Moulineaux
Paris 92

CATALOGUE PRICE 40p (30p TO CALLERS)

TOP 500 SEMICONDUCTORS FROM THE LARGEST RANGE IN THE U.K.

All devices manufacturer's branded stock

2N456	1-40	2N2926	2N4922	0-65	AD1611	PR	BC183	0-11	BF152	0-25	CA3130	0-88	NE561	4-48	
2N456A	1-50	Green	0-13	2N4923	0-70	AD162	BC183L	0-14	BF153	0-25	LM301A	1-30	NE565A	1-30	
2N457A	1-70	Yellow	0-13	2N5190	0-70	AF106	BC184	0-12	BF154	0-25	LM308N	1-32	OC28	2-00	
2N490	4-60	Orange	0-13	2N5191	0-80	AF114	BC184L	0-14	BF159	0-35	LM380	0-98	OC35	1-50	
2N491	5-00	2N3053	0-25	2N5192	1-00	AF115	0-65	BC207	0-11	BF160	0-30	LM381AN	2-07	OC71	0-45
2N492	5-75	2N3054	0-50	2N5195	1-10	AF116	0-65	BC212	0-14	BF166	0-40	LM702C	0-75	OC82	0-45
2N493	5-98	2N3055	0-65	2N5245	0-29	AF117	0-65	BC212L	0-17	BF167	0-33	TO99	0-40	OC83	0-50
2N696	0-25	2N5390	0-37	2N5294	0-35	AF118	0-65	BC214L	0-17	BF173	0-33	8D1L	0-40	ORP12	0-60
2N697	0-25	2N3391	0-34	2N5295	0-40	AF119	0-65	BC237	0-17	BF177	0-38	14D1L	0-40	R53	1-80
2N698	0-82	2N3392	0-14	2N5296	0-36	AF125	0-65	BC238	0-12	BF178	0-45	LM710	0-45	OC45	0-75
2N699	0-55	2N3393	0-15	2N5298	0-40	AF126	0-65	BC239	0-16	BF179	0-48	LM723C	0-60	OC71	0-45
2N706	0-12	2N3394	0-15	2N5457	0-29	AF127	0-65	BC253	0-22	BF181	0-45	LM741	0-45	OC83	0-50
2N706A	0-12	2N3402	0-30	2N5458	0-26	AF139	0-69	BC257	0-17	BF182	0-45	TO99	0-38	OC71	0-45
2N708	0-21	2N3414	0-15	2N5459	0-29	AF186	0-50	BC258	0-17	BF183	0-35	8D1L	0-35	OC71	0-45
2N709	0-50	2N3415	0-17	2N5492	0-42	AF200	0-70	BC259	0-18	BF184	0-35	14D1L	0-40	OC45	0-75
2N711	0-55	2N3416	0-23	2N5494	0-45	AF239	0-74	BC261	0-21	BF185	0-30	LM747CN	0-78	OC71	0-45
2N718	0-22	2N3418	0-27	2N5496	0-50	AF240	0-90	BC262	0-19	BF194	0-12	8D1L	0-44	OC83	0-50
2N718A	0-40	2N3440	0-57	2N5777	0-45	AF279	0-80	BC263	0-13	BF195	0-11	14D1L	0-41	ORP12	0-60
2N720	0-22	2N3441	0-78	2N6027	0-45	AF280	0-85	BC300	0-45	BF196	0-13	LM3900N	0-55	R53	1-80
2N914	0-69	2N3442	1-20	3N128	0-80	AL102	1-50	BC301	0-45	BF197	0-14	LM7805P	1-47	OC71	0-45
2N916	0-43	2N3638	0-18	3N139	1-45	AL103	1-50	BC302	0-40	BF198	0-15	LM7812P	1-47	OC71	0-45
2N918	0-24	2N3638A	0-18	3N140	1-00	BC107	0-14	BC303	0-50	BF200	0-31	LM7815P	1-47	OC45	0-75
2N925	0-25	2N3639	0-30	3N141	0-85	BC108	0-12	BC307	0-20	BF225J	0-20	TA6263	1-25	OC71	0-45
2N930	0-26	2N3641	0-20	3N200	2-60	BC109	0-15	BC308	0-18	BF244	0-35	LOOST1	1-60	OC71	0-45
2N1302	0-37	2N3702	0-17	40361	1-17	BC113	0-17	BC309C	0-25	BF245	0-34	MC1303	1-98	OC71	0-45
2N1303	0-37	2N3703	0-15	40362	1-40	BC115	0-19	BC317	0-14	BF246	0-75	MC1310	1-98	OC71	0-45
2N1304	0-40	2N3704	0-15	40363	1-00	BC116	0-19	BC318	0-13	BF254	0-20	MC1330P	0-75	OC71	0-45
2N1305	0-40	2N3705	0-15	40369	0-80	BC116A	0-20	BC337	0-17	BF255	0-20	MC1351P	1-32	OC71	0-45
2N1306	0-45	2N3706	0-14	40384	0-60	BC117	0-22	BC338	0-21	BF257	0-37	MC1352P	0-87	OC71	0-45
2N1307	0-45	2N3707	0-18	40385	1-20	BC119	0-16	BC547	0-12	BF258	0-49	MC1466L	3-95	OC71	0-45
2N1308	0-60	2N3708	0-14	40406	0-48	BC119	0-30	BC548	0-10	BF259	0-49	MC1469R	2-50	OC71	0-45
2N1309	0-80	2N3709	0-15	40407	0-38	BC121	0-45	BC549	0-13	BF259	0-49	MC1469R	2-50	OC71	0-45
2N1671	1-90	2N3710	0-14	40408	0-50	BC125	0-18	BCY30	1-03	BF279	0-24	ME040	0-15	OC71	0-45
2N1671A	1-92	2N3711	0-15	40409	0-55	BC126	0-25	BCY31	1-06	BF282A	2-60	ME042	0-20	OC71	0-45
2N1671B	2-12	2N3712	1-20	40410	0-55	BC132	0-30	BCY32	1-18	BF286	1-04	ME4102	0-19	OC71	0-45
2N1711	0-27	2N3713	0-20	40411	2-30	BC134	0-15	BCY33	0-90	BF286	1-04	ME4104	0-10	OC71	0-45
2N1907	5-50	2N3714	2-45	40594	0-75	BC135	0-15	BCY34	0-98	BF288	0-37	ME4190	1-05	OC71	0-45
2N2102	0-60	2N3715	2-45	40595	0-85	BC136	0-19	BCY38	2-00	BF289	0-36	ME4181	1-30	OC71	0-45
2N2147	1-10	2N3716	2-60	40601	0-70	BC137	0-14	BCY42	0-60	BF330	0-38	ME4190	1-05	OC71	0-45
2N2148	1-65	2N3717	1-60	40602	0-50	BC140	0-60	BCY58	0-55	BF384	0-38	ME4191	1-55	OC71	0-45
2N2160	1-10	2N3772	1-70	40603	0-60	BC141	0-65	BCY59	0-32	BF385	0-41	ME2955	1-00	OC71	0-45
2N2161A	0-47	2N3773	2-05	40604	0-35	BC142	0-30	BCY70	0-18	BF387	0-35	ME3340	0-58	OC71	0-45
2N2219	0-42	2N3789	2-60	40636	1-15	BC143	0-71	BCY71	0-26	BF388	0-32	ME2955	1-25	OC71	0-45
2N2219A	0-52	2N3790	2-75	40673	0-73	BC147	0-10	BCY72	0-24	BF389	0-95	ME3055	0-75	OC71	0-45
2N2220	0-35	2N3791	2-75	AC126	0-37	BC148	0-10	BD115	1-20	BFY50	0-30	ME3070	0-68	OC71	0-45
2N2221	0-22	2N3792	2-90	AC127	0-44	BC149	0-13	BD116	1-20	BFY51	0-38	ME3071	0-81	OC71	0-45
2N2221A	0-26	2N3794	0-20	AC128	0-37	BC153	0-27	BD121	2-00	BFY52	0-36	ME3080	0-85	OC71	0-45
2N2222	0-25	2N3819	0-28	AC151V	0-35	BC154	0-27	BD123	2-00	BFY53	0-34	ME321	0-75	OC71	0-45
2N2222A	0-25	2N3820	0-28	AC152V	0-30	BC157	0-12	BD124	2-00	BFY90	1-27	ME3111	0-35	OC71	0-45
2N2368	0-17	2N3823	0-61	AC153	0-40	BC158	0-11	BD131	0-51	BRY39	0-50	MP8112	0-40	OC71	0-45
2N2369	0-25	2N3904	0-21	AC153K	0-42	BC160	0-78	BD132	0-54	BSX20	0-31	MP8113	0-45	OC71	0-45
2N2369A	0-21	2N3906	0-22	AC154	0-45	BC167	0-12	BD135	0-42	BSX21	0-32	MPF102	0-30	OC71	0-45
2N2646	0-55	2N4036	0-67	AC176	0-40	BC168	0-12	BD136	0-42	BU105	3-05	MPSA05	0-20	OC71	0-45
2N2647	1-10	2N4037	0-55	AC176K	0-45	BC168	0-12	BD137	0-45	BU205	2-40	MPSA06	0-20	OC71	0-45
2N2904	0-38	2N4058	0-30	AC187K	0-45	BC169	0-18	BD138	0-48	CA3052	1-65	MPSA12	0-35	OC71	0-45
2N2904A	0-37	2N4059	0-15	AC188K	0-45	BC169	0-12	BD139	0-50	CA3020A	1-50	MPSA55	0-20	OC71	0-45
2N2905	0-37	2N4060	0-20	AC187	0-45	BC170	0-16	BD140	0-50	CA3028A	0-85	MPSA56	0-20	OC71	0-45
2N2905A	0-38	2N4061	0-17	AC188	0-42	BC171	0-14	BD529	0-35	CA3035	1-35	MPSA05	0-40	OC71	0-45
2N2906	0-28	2N4062	0-18	AD142	0-65	BC172	0-12	BD530	0-38	CA3046	0-73	MPSA06	0-40	OC71	0-45
2N2906A	0-25	2N4126	0-17	AD143	0-75	BC177	0-19	BDY20	1-13	CA3048	2-15	MPSU55	0-45	OC71	0-45
2N2907	0-21	2N4289	0-30	AD149	0-74	BC178	0-18	BF115	0-36	CA3052	1-62	MPSA06	0-45	OC71	0-45
2N2907A	0-22	2N4919	0-85	AD150	1-20	BC179	0-21	BF117	0-70	CA3080A	1-10	NE555V	0-48	OC71	0-45
2N2924	0-15	2N4920	0-60	AD161	0-75	BC182	0-11	BF121	0-55	CA3089E	2-00	NE556	1-30	OC71	0-45
2N2925	0-17	2N4921	0-60	AD162	0-75	BC182L	0-14	BF123	0-55	CA3090C	4-25	NE560D	4-48	OC71	0-45

NE561	4-48	OC28	2-00	OC35	1-50	OC42	0-50	OC45	0-75	OC71	0-45	OC82	0-45	OC83	0-50	ORP12	0-60	R53	1-80	SL414A	2-35	SL610C	2-85	SL611C	2-35	SL612C	2-35	SL620C	3-50	SL621C	3-50	SL623	5-75	SL640C	4-00	SL641C	4-00	SN76003N	2-36	SN76013N	1-50	SN76023N	1-45	SN76033N	2-50	ST2	2-00	TA6263	1-25	TA6300	2-67	TA6350	2-48	TA6450	0-60	TA6451C	2-25	TA6452	2-15	TA6453	2-15	TA6454	2-15	TA6455	2-15	TA6456	2-15	TA6457	2-15	TA6458	2-15	TA6459	2-15	TA6460	2-15	TA6461	2-15	TA6462	2-15	TA6463	2-15	TA6464	2-15	TA6465	2-15	TA6466	2-15	TA6467	2-15	TA6468	2-15	TA6469	2-15	TA6470	2-15	TA6471	2-15	TA6472	2-15	TA6473	2-15	TA6474	2-15	TA6475	2-15	TA6476	2-15	TA6477	2-15	TA6478	2-15	TA6479	2-15	TA6480	2-15	TA6481	2-15	TA6482	2-15	TA6483	2-15	TA6484	2-15	TA6485	2-15	TA6486	2-15	TA6487	2-15	TA6488	2-15	TA6489	2-15	TA6490	2-15	TA6491	2-15	TA6492	2-15	TA6493	2-15	TA6494	2-15	TA6495	2-15	TA6496	2-15	TA6497	2-15	TA6498	2-15	TA6499	2-15	TA6500	2-15	TA6501	2-15	TA6502	2-15	TA6503	2-15	TA6504	2-15	TA6505	2-15	TA6506	2-15	TA6507	2-15	TA6508	2-15	TA6509	2-15	TA6510	2-15	TA6511	2-15	TA6512	2-15	TA6513	2-15	TA6514	2-15	TA6515	2-15	TA6516	2-15	TA6517
-------	------	------	------	------	------	------	------	------	------	------	------	------	------	------	------	-------	------	-----	------	--------	------	--------	------	--------	------	--------	------	--------	------	--------	------	-------	------	--------	------	--------	------	----------	------	----------	------	----------	------	----------	------	-----	------	--------	------	--------	------	--------	------	--------	------	---------	------	--------	------	--------	------	--------	------	--------	------	--------	------	--------	------	--------	------	--------	------	--------	------	--------	------	--------	------	--------	------	--------	------	--------	------	--------	------	--------	------	--------	------	--------	------	--------	------	--------	------	--------	------	--------	------	--------	------	--------	------	--------	------	--------	------	--------	------	--------	------	--------	------	--------	------	--------	------	--------	------	--------	------	--------	------	--------	------	--------	------	--------	------	--------	------	--------	------	--------	------	--------	------	--------	------	--------	------	--------	------	--------	------	--------	------	--------	------	--------	------	--------	------	--------	------	--------	------	--------	------	--------	------	--------	------	--------	------	--------	------	--------	------	--------	------	--------	------	--------	------	--------	------	--------	------	--------	------	--------	------	--------	------	--------

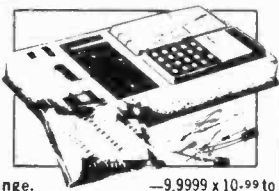
Sinclair Scientific Kit



ONLY
£5.40
+50p p&p

LASKYS now offer this Sinclair Scientific Calculator for a fraction of the original cost. All parts are supplied - all you need provide is a soldering iron and a pair of cutters, complete step-by-step instructions. Assembly time is about 3 hours. The Sinclair Scientific performs logs, trig and arithmetic at the touch of a button.

FEATURES OF THE SINCLAIR SCIENTIFIC
Functions summary Four arithmetic functions: (+, -, ×, ÷). Sin and Arcsin, Cos and Arccos, Tan and Arctan. Automatic squaring. Automatic doubling. Log 10 and Antilog 10, giving quick access to xy (including square and other roots). Scientific notation. Display shows 5-digit mantissa and 2-digit exponent, both signable. 200 decade range. 9.9999 x 10⁹⁹. Post-fixed operators (reverse Polish notation): allow chain calculations of unlimited length. Upper and lower case operation. Basic arithmetic keys each have two extra functions. Pocket-sized. 4 1/2" x 2" x 1/2". Weight: 4oz. Trim-fit plastic carrying case.



LASKYS

LONDON: OXFORD STREET · TOTTENHAM COURT ROAD · LISLE STREET · EDGWARE ROAD · FLEET STREET · BRENT CROSS
ALSO AT: BIRMINGHAM · BRISTOL · CHATHAM · COLCHESTER · CROYDON · DARTFORD · KINGSTON · LEICESTER · LEWISHAM · NORTHAMPTON · OXFORD · READING · RICHMOND · ROMFORD · SLOUGH · SOUTHEND · SWINDON · TUNBRIDGE WELLS · WOLVERHAMPTON
MAIL ORDERS: LASKYS CUSTOMER SERVICES DIVISION, AUDIOTRONIC HOUSE, THE HYDE, HENDON NW9 6JJ

ASK ABOUT LASKYS HI-FI CHARTER AT YOUR LOCAL BRANCH

WELCOME
BARCLAYCARD
DINERS
CLUB
COUNTDOWN

To LASKYS CUSTOMER SERVICES DIVISION Dept. PE9
Audiotronic House, The Hyde, London NW9 6JJ. Tel: 01-200 0444

Please send me . . . Sinclair Scientific Calculator Kits at £5.40 plus 50p p&p

NAME _____
ADDRESS _____

SIGNATURE _____

TOTAL PURCHASE PRICE _____ (inc. p/p & Ins.)


Please send me FREE Hi-Fi catalogue price list
I enclose cheque postal order money order

I wish to pay by Barclaycard/Access/Diners/Countdown and my number is _____

Registered in England No. 347947 at Lower Grosvenor Place, London SW1 0EX

REVERSIBLE ASSEMBLY FRAME FOR PRINTED CIRCUITS

Simply assemble, turn over and solder



This apparatus allows fast, neat assembly of single circuit boards, or several smaller boards at a time. You just insert the circuit boards between the holding bars, assemble components, clamp down the foam cover, invert the frame, then cut and solder connections. Our special magnetic locking system ensures that components stay firmly in place. Indispensable for any circuitry laboratory, repair shop, or production line use. Available in two sizes:

- ★ Takes one or more circuit boards
- ★ Fully adjustable foam cover
- ★ Also ideal for repairs and retouching

For full details, please contact:
Special Products Distributors Ltd.,
81 Piccadilly, London W1V 0HL.
Telephone: 01-629 9556.

Max. JA 500 - 220 x 170 mm.
area JA 1000 - 370 x 170 mm.

YES SIR 1st class post TONIGHT!
We specialise in high spec components with express service for phone customers



HIGH SPEC components FAST!

Agents for VERO - ANTEX - BIB MULTICORE SOLDER

- OPEN 9am-5pm, 6 days - Phone orders 9am-4pm.
- S.A.E. for stock list including pots, presets, I.C.'s 7400 & CMOS, capacitors, plugs, sockets, switches, cable, etc.
- Post free envelope included for your next order.
- SUPER EXPRESS phone service - ask for details.
- Shop at keen prices 6 days per week. Late night - Fri. 7-10pm.

TRANSISTORS + 200 OTHER TYPES IN STOCK

AC125 20p	BC109 11p	BC262A 15p	BFX29 26p	TIP41A 67p
126 20p	109B 12p	287 20p	84 22p	42A 80p
127 20p	109C 13p	300 27p	88 22p	TIS43 35p
128 20p	117 18p	301 26p	BFY50 17p	ZT4300 13p*
151 35p	142 22p	303 30p	51 16p	302 18p*
153 35p	143 24p	338 16p*	52 18p	500 15p*
176 20p	147A 9p*	557 9p*	BY164 40p	502 18p*
187 20p	147B 10p*	BCY71 18p	ME401 18p*	1N914 5p
188 20p	148 9p*	72 14p	0411 18p*	1N4001 5p
AD149 68p	148B 10p*	BD123 90p	ME4001 9p	4002 6p
161 42p	149B 11p*	124 68p	4101 11p	4005 9p
162 42p	149C 11p*	131 36p	MPF102 32p*	4006 10p
MCH/PR 154 18p*	152 38p	132 38p	OA47 8p	4148 5p
1.04	157B 12p*	139 54p*	90 5p	2N2219 20p
AF116 24p	177 17p	155 75p*	91 4p	2646 40p
117 24p	178B 18p	BF158 20p*	200 6p	2926G 13p*
124 30p	179B 19p	184 25p	OC28 90p	2926G 15p*
239 37p	184B 12p*	185 28p	29 58p	3053 18p
AU113 1.50*	184L 11p*	194 10p*	35 80p	3055 60p
BC107 11p	187 26p	196 12p*	44 30p	3702 11p
107A 12p	212A 13p*	197 12p*	71 25p	3703 10p*
108 10p	212L 15p*	199 15p*	ORP12 57p	3704 13p
CIL108 6p	213B 12p*	200 38p	TIP29A 47p*	3705 10p
BC108B 11p	214 15p*	338 34p	30A 56p*	3707 12p*
108C 12p	214L 17p*	BFW11 68p	31A 57p	3819E 25p*

DIODES	BRIDGES	RESISTORS 1 1/2p each	LINEAR I/C's
50V 3A 13p	100V 1A 24p	1/2 WATT E12 (5%)	741 33p
100V 3A 15p	200V 1A 25p	1 ohm - 10m ohm	LM380 SL607AS 1.29*
200V 3A 18p	400V 1A 26p	ZENERS (400mw) BZX 83	LM3900N 59p
400V 3A 21p		3V, 3V3, 5V1, 5V6, 7V5, 9V1, 10V, 12V, 18V, 22V, 30V. All at 12p each.	NE555 60p
THYRISTORS		LED T11 209/0-125 0.2	SN76013ND 1.60*
60V 1A 20p		Red 20p 20p	SN76013N 1.75*
600V 1A 60p TAG 1 600		Clips for above 1p.	SN76023N 1.75*
700V 1A 1.20 BT106			TBA800 1.35*
400V 4A 58p C106D1			TBA810S 1.49*
500V 6 1/2A 1.25 BT109			TBA820 1.20*
			ZN414 1.35*

Post & Packng 25p per order. VAT please add to total * 12 1/2% rest 8%

ORCHARD ELECTRONICS
FLINT HOUSE, HIGH STREET, WALLINGFORD, OXON, OX10 0DE
Telephone 0491 35529.

RELAYS

SIEMENS, PLESSEY, Etc.
MINIATURE RELAYS

Col. (1) Coil ohms	1	2	3	4
Col. (2)	52	4-8	2 c/o	85p*
Working	58	5-9	6 c/o	95p*
d.c. volts	185	8-12	6M	85p*
	230	9-18	2 c/o HD	95p*
Col. (3)	430	15-24	4 c/o	95p*
Contacts	600	10-20	6M	95p*
	700	12-24	2 c/o	85p*
Col. (4)	700	16-24	4 c/o	95p*
Price	1,250	18-36	2 c/o	85p*
	2,500	31-43	2 c/o HD	85p*
HD =	2,500	36-45	6M	85p*
Heavy duty	15k	85-110	6M	85p*

*Incl. Base. All prices incl. P. & P.

OPEN TYPE RELAYS

9 VOLT D.C. RELAY
3 c/o 5 amp contacts. 70 ohm coil. 85p. Post 15p.

12 VOLT D.C. RELAY
3 c/o 5 amp contacts. 120 ohm coil. 85p. Post 15p.

6 VOLT D.C. 1 make contacts 45p. Post 15p.
100 VOLT A.C. 2 c/o 75p. 3 c/o 85p. Post 15p.

ENCLOSED TYPE RELAYS

24 VOLT D.C. 3 c/o 85p. Post 20p. Base 15p extra.
24 VOLT A.C. Mfg. by I.T.T. 3 h.d. c/o contacts. 65p. Post 20p. Base 15p.

55 VOLT A.C. RELAY
3 h.d. c/o contacts. Price 65p. Post 20p. Base 15p.

230 VOLT RELAY. 3 h.d. c/o contacts. Price 85p. Post 20p.

230/240 VOLT A.C. RELAY. Mfg. by Arrow 2 h.d. 15 amp c/o contacts. Amp connectors. Price £1.10. Post 20p.

220/240 VOLT A.C. RELAY
3 c/o 5 amp contacts. Sealed. Mfg. ISKRA. £1.35. Post 20p. Base 15p extra.

CLARE-ELLIOTT TYPE RP76/1 G8
Miniature relay. 675 ohm coil. 24 Volt D.C. 2 c/o. 80p post paid.

C/O MICRO SWITCH

VERY SPECIAL OFFER. Mfg. by C.E.M. 3 amp 250 volt. 10 amp 125 volt. 50 for £4.20. Base 15p extra. Post 50p. 1,000 for £45. Post paid.

Bulk purchase means LOW! prices.
DOUBLE POLE C/O or 2 make/2 break micro switch. 10 amp 250v a.c. With detachable roller assembly. 10 for £2.50. Post 50p (min. order 10).

MINIATURE C/O ROLLER MICRO SWITCH

OMRON Type V15 FL22/JC. 10 for £2. Post 50p. (Min. order 10).

24 VOLT DC SOLENOIDS

UNIT containing 1 heavy duty solenoid approx. 25lb pull 1 inch travel. Two x approx. 1lb pull 1/2 inch travel. 6 x approx. 4oz. pull 1/4 inch travel. One 24 volt d.c. 1 heavy duty single make relay. Price £3.00. Post £1. ABSOLUTE BARGAIN.

600 WATT DIMMER SWITCH
Easily fitted. Fully guaranteed by makers. Will control up to 600W of lighting except fluorescent at mains voltage. Complete with simple instructions. £3.15. Post 25p.

1,000 watt model, £4.50. Post 25p.
2,000 watt model, £9. Post 40p.

CENTRIFUGAL BLOWER

Mfg. by Smiths Industries. 230/240V a.c. Miniature Model. Series SE/200. Size 95mm. 82mm x 82mm. Aperture 38mm x 31mm. 12 c.f.m.. £2.75. Post 50p.

METERS NEW 90mm Diameter
Type: 65CS D.C. M/C. 2.5, 10, 20, 50 amp. £2.75. Post 20p. 100 amp. £3.25. Post 20p.

Type: 62T2 A.C. M/I. 1, 20, 50 amp. £2.50. Post 20p. 0-300V A.C. M/I. £2.75 and 300V A.C. R/M/C. £3.00. Post 30p.

WHY PAY MORE ?!
MULTI RANGE METER. A.C. volts 2.5-500 D.C. volts 2.5-500 (Sensitivity 2000 Ω/V D.C. & A.C.) D.C. current 0.1/10/100 mA. Ohms range. Sturdy compact moving coil instrument with 21 ranges, dimensions 120 x 80 x 44mm. Weight 0.32 kg. SERVICE TRADING CO. Price £5.00. Incl. leads and battery. Post 50p (Total price incl. VAT & Post £5.94).

BLOWER UNIT
200/240V a.c. precision German built. Dynamically balanced, quiet, con rated, reversible. Consumption 60mA. Size 120mm dia. x 60mm deep. Price £3.50. Post 50p.

INSULATED TERMINALS
Incorporating 4mm socket. Available in black, red, white, yellow, blue and green. 18p each. Post paid. (Min. 6)

All Mail Orders—Callers—Ample Parking.
Dept. PE10, 57 BRIDGMAN ROAD
CHISWICK, LONDON W4 5BB
Phone 01-995 1560
Showroom open Mon.-Fri.

VARIABLE VOLTAGE TRANSFORMERS

INPUT 230/240V a.c. 50/60 OUTPUT
VARIABLE 0-260V All Types

SHROUDED TYPE
200 watt (1 amp) inc. AC/voltmeter £11.50
0.5 KVA (2 1/2 amp) (MAX) £11.50
1 KVA (5 amp) (MAX) £18.00
2 KVA (10 amp) (MAX) £30.00
3 KVA (15 amp) (MAX) £38.00
4 KVA (20 amp) (MAX) £60.00
CARRIAGE AND PACKING EXTRA



L.T. TRANSFORMERS

0, 6, 12 Volt at 10 amp. £6-15. Post 70p.
0, 10, 17, 18 Volt at 10 amp. £8-70. Post £1-00
0, 4, 6, 24, 32 Volt at 12 amp. £10-90. Post £1-00
0, 6, 12 Volt at 20 amp. £9-90. Post £1-00
0, 12, 24 Volt at 10 amp. £10-30. Post £1-00
0, 6, 12, 17, 18, 20 Volt at 20 amp. £11-80. Post £1-00
Other types to order at short notice—Phone your enquiries.

AUTO TRANSFORMERS

Step up, step down, 0-115/200/220/240 volts at 75 watt £3. Post 40p. 150 watt £4.30. Post 50p. 300 watt £6.20. Post 60p. 500 watt £9.20. Post 75p. 1000 watt £13.50. Post 90p.

STROBE! STROBE! STROBE!

HY-LIGHT STROBE MK IV

Build a Strobe Unit, using the latest type Xenon white light flash tube. Solid state timing and triggering circuit. 230/250V a.c. operation. For use in large rooms, halls and utilises a silica tube, printed circuit. Speed adjustable 0-20 f.p.s. Light output greater than many (so called 4 Joule) strobes £15-40. Post 75p.

XENON FLASHGUN TUBES

Range available from stock. S.A.E. for details.



ULTRA VIOLET BLACK LIGHT FLUORESCENT TUBES

4ft 40 watt, £6.00 (callers only).
2ft 20 watt, £4.60. Post 60p. (For use in standard bi-pin). MINI. 12in 8 watt, £1.75. Post 25p. 9in 6 watt, £1.40. Post 25p.
6in 4 watt, £1.40. Post 25p. Complete ballast units and holders for 9in and 12in tube. £2.50. Post 30p. (9in and 12in measures approx.)

SQUAD LIGHT

A new conception in light control. Four channels each capable of handling 750 watts of spot lights, flood lights or dozens of small mains lamps. Seven programs all speed controlled plus flash modulation, effectively giving 14 different displays. Makes sound-to-light obsolete. Completely electrically and mechanically noise free. Price only £60. Post 75p. S.A.E. (Foolsap) for further details.



WIDE RANGE OF DISCO LIGHTING EQUIPMENT

6" graphic wheels, 3 1/2" cassettes. S.A.E. (Foolsap) for details.

COLOUR WHEEL PROJECTOR TYPE P150 INTACHANGE

200/240V a.c. 50Hz 150W lamp, complete with oil filled colour wheel and motor plate. Takes intachange accessories and full range of lenses. £39.95. Post £1.35. (Total inc. VAT & Post, £33.70.)

BIG BLACK LIGHT

400W Mercury Vapor Ultra Violet Lamp. Powerful source of UV P.F. ballast unit is essential with this lamp. Price of bulb and matched ballast unit. £28. Post £2. Spare bulb only £10. Post 80p.

VAT

VAT AT 8% MUST BE ADDED TO ALL ORDERS FOR THE TOTAL VALUE OF GOODS INCLUDING POSTAGE UNLESS OTHERWISE STATED.

SERVICE TRADING CO.

GEARED MOTORS

100 r.p.m. 115 lb. in. 110V. 50Hz. 2-8A, single phase, split capacitor motor. Immense power. Continuously rated. Totally enclosed. Fan cooled in-line gearbox. Length 250 mm. Dia. 135 mm. Spindle dia. 15.5 mm. Length 145 mm. Ex-equipment tested £12. Post £1.50. Suitable transformer 230/240V operation £8. Post 75p.



60 R.P.M. REVERSIBLE

220/240V a.c. Small, powerful, continuously rated, reversible motor. M.f.g. Berger (Germany). Size 80mm x 65mm x 65mm. Spindle dia. 6mm x 15mm long. Weight 725g. £6.50. Post 50p.

BODINE TYPE N.C.I.

(Type J) 71 r.p.m. torque 10 lb. in. Reversible 1/70th h.p. 50Hz. (Type 2) 28 r.p.m. torque 20 lb. in. Reversible 1/80th h.p. 50Hz.



The above two precision made U.S.A. motors are offered in 'as new' condition. Input voltage of motor 115V A.C. Supplied complete with transformer for 230/240V A.C. input. Price, either type £6-25. Post 75p or less transformer £3-75. Post 65p. (Type 3) 71 r.p.m. 4 lb. ins. 230V a.c. Continuously rated. Non-reversible. £6-50. Post 75p.

15 R.P.M.

Type 5D48 80 lb. in. Input 100/200 volt A.C. Length incl. gearbox 270 mm. Height 135 mm. Width 150 mm. Drive shaft 16 mm. Weight 8.5 Kilos. BRAND NEW. Price £10. Carr. £1. Suitable transformer for use on 220/240 volt A.C. £3.85. Post 50p.

24 R.P.M.

230V a.c. Continuously rated. Mfg. Mycalox. Ex-equip. Fully tested. £3-85. Post 75p.

1 R.P.M. 230/240V A.C. SYNCHRONOUS!

Ex-equipment. Thoroughly tested and guaranteed. ONLY £1-50. Post 20p.

20 R.P.M.

230/240 volt a.c. miniature motor. Price £1. Post 20p.

PROGRAMME TIMERS

230V operation a.c. 15 or 20 r.p.m. 6 cam model £5. Post 60p. 9 cam model £6-50. Post 60p. 12 cam model £7-50. Post 60p. Also available for 50V operation. Prices as above.



INSULATION TESTERS NEW!

Test to I.E.E. Spec. Rugged metal construction, suitable for bench or field work, constant speed clutch. Size L 8in. W 4in. H 6in. weight 6lb. 500V, 500 megohms, £40. Post 80p. 1,000V, 1,000MΩ, £46. Post 80p.



A.C. MAINS TIMER UNIT

Based on an electric clock, with 25 amp. single pole switch, which can be preset for any period up to 12 hrs. ahead to switch on for any length of time, from 10 mins. to 6 hrs. then switch off. An additional 60 min. audible timer is also incorporated. Ideal for Tape Recorders, Lights, Electric Blankets, etc. Attractive satin copper finish. Size 135mm x 130mm x 60mm. Price £2-25. Post 40p. (Total incl. VAT and Post £2-87).



TIME SWITCH

'Horstmann' Type V Mk. II Time switch. 200/250 volt A.C. Two on/off every 24 hours, at any manually preset time. 30 amp contacts. 36 hour spring reserve in case of power failure. Day omitting device. Fitted in heavy high impact case, with glass observation window. Built to highest Electricity Board Spec. individually tested. Price £7-75. Post 50p. (Total inc. VAT £8.91)



Superior Quality Precision Made

NEW POWER RHEOSTATS

New ceramic construction, vitreous enamel embedded winding, heavy duty brush assembly. continuously rated.

25 WATT 10/25/50/100/150/250/500/1k/1.5k ohm. £1.90. Post 20p.
50 WATT 1/5/10/25/50/100/250/500/1k ohm. £2.40. Post 25p.
100 WATT 1/5/10/25/50/100/250/500/1k/1.5k/2.5k/3.5k/5k ohm £3-70. Post 35p.
Black S/S over, Skirted knob calibrated in Nos. 1-9 1/2in. dia. brass bush. Ideal for above 22p each.



Personal callers only. Open Sat.
9 LITTLE NEWPORT STREET
LONDON WC2H 7JJ
Phone 01-437 0576



OPEN SESAME!

Details of projects on back cover

4600 SYNTHESIZER

All parts stocked for this brilliantly designed synthesizer, including all PCB's, metalwork and a drilled and printed front panel, giving a superb professional finish. Opinions of authority agree the ETI Synthesizer is technically superior to most of today's models. Send £1.50 for construction book or S.A.E. for specification.

100W STEREO DISCO

Features: Voice operated fader, belt drive turntables, 100W rms per channel, monitor facilities (headphones and VU meters), sound operated light show—plus. Send just 20p for our construction leaflet MES 41.

ELECTRIC ORGAN

Build it yourself—in stages—start with a 49-note instrument—features tremulant and reverb. Ideal to learn on. Leaflet MES 51, price 15p. Add another keyboard and several new tone colours with leaflet MES 52, price 15p. Also shows how to use 61-note keyboards. Fully controllable attack and decay (normally found only on the most expensive organs), up to seven footages on each keyboard, up to 70 controls including drawbars and 13-note pedalboard are the additions described in the step-by-step 32 page leaflet MES 53, price 35p.

GRAPHIC EQUALIZER

A superior quality stereo graphic equalizer—9 octaves per channel. All parts stocked (except woodwork), including metalwork drilled and printed. Reprint of article 15p.

DIGITAL CLOCK KITS

(All prices include VAT and P. & P.). Simple Clock Kit, £9.38. Alarm Clock Kit, £10.99. Alarm Clock and Radio Controller Kit, £11.51 (Smart plastic case with fully punched chassis, £2.49). All above include our fully built and tested electronic clock module (available separately, £8.60). Data sheet (supplied) shows how simple it is to connect alarm and your mains/battery radio. Clock has bright red 4-digit 0.5in display—Flashing colon—Switch to Display seconds—Alarm set indicator—P.M. indicator—Power failure indicator—Sleep timer—Snooze timer, etc. S.A.E. please for clock data sheet.

ORDER OUR 1977/78 CATALOGUE NOW

Details in coupon on back cover. Everyone ordering before publication date will receive a pack of ten super special offer coupons, giving big discounts on ten different popular items—YOU COULD SAVE POUNDS!—SO DON'T DELAY FILL IN AND POST THE COUPON NOW.

Here are just some of the new projects in the catalogue: Multi-channel audio mixer—13-note foot pedal unit for guitarist or organist—novel Intercom system—low distortion sine wave oscillator—battery eliminators and voltage converters, etc., etc.

MAPLIN ELECTRONIC SUPPLIES
P.O. Box 3, Rayleigh, Essex, SS6 8LR

Shop: 284 London road, Westcliff-on-Sea, Essex (closed on Monday) Tel: Southend (0702) 44101

Semiconductors from LYNX ELECTRONICS

THYRISTORS	8A		1A		3A		4A		6A		8A		10A		15A		74 Series TTL																																																																																														
	PIV	(TO92)	(3TO5)	(C106)	(TO220)	(TO220)	(TO220)	(TO220)	(TO220)	(TO220)	(TO220)	(TO220)	(TO220)	(TO220)	(TO220)	(TO220)		Less 5% for 10+	Less 10% for 25+																																																																																												
50	0.20*	0.25	0.25	0.35	0.40	0.37	0.47	0.48	0.42	0.42	0.48	0.54	1.02	7400	0.14	7401	0.14	7402	0.14	7403	0.15	7404	0.16	7408	0.16	7409	0.16	7410	0.16	7413	0.29	7417	0.27	7420	0.16	7427	0.27	7430	0.16	7432	0.27	7437	0.27	7441	0.75	7442	0.65	7445	0.85	7447	0.81	7448	0.75	7447A	0.95	7470	0.30	7472	0.25	7473	0.30	7474	0.32	7475	0.47	7476	0.32	7482	0.75	7485	1.30	7486	1.08	7489	2.92	7490	0.49	7491	0.65	7492	0.57	7493	0.45	7495	0.67	7496	1.08	74107	0.38	74121	0.34	74122	0.47	74141	0.78	74145	0.68	74154	1.62	74174	1.00	74180	1.06	74181	3.20	74192	1.35	74193	1.35	74196	1.64

TRIACS (PLASTIC TO—220 PKGE ISOLATED TAB)	4A		6.5A		8.5A		10A		15A	
	(a)	(b)	(a)	(b)	(a)	(b)	(a)	(b)	(a)	(b)
100V	0.60	0.60	0.70	0.70	0.78	0.78	0.83	0.83	1.01	1.01
200V	0.64	0.64	0.75	0.75	0.87	0.87	0.87	0.87	1.17	1.17
400V	0.77	0.78	0.80	0.83	0.97	1.01	1.13	1.13	1.70	1.74
600V	0.96	0.99	0.87	1.01	1.21	1.26	1.42	1.50	2.11	2.17

N.B. Triacs without internal trigger diac are priced under column (a). Triacs with internal trigger diac are priced under column (b). When ordering please indicate clearly the type required.

LINEAR ICs	
301A	8 Pin Dll 0.35*
307	8 Pin Dll 0.90*
308	14 Pin Dll 1.60*
381	14 Pin Dll 0.45
555	8 Pin Dll 2.00*
565	14 Pin Dll 1.50*
566	8 Pin Dll 2.00*
567	8 Pin Dll 0.35
709	8/14 Pin Dll 0.28
741	8/14 Pin Dll 0.35
748	8 Pin Dll 0.70*
3900	14 Pin Dll 0.85*
CA3045	0.50*
CA3046	0.50*
CA3089E	2.14*
CA3090Q	3.22*
CA3130	0.79
MC1304P	1.63*
MC1307P	1.17*
MC1310P	1.96*
MC1351P	0.91*
MC1352P	0.91*
MC1458P	0.77
MC1496L	1.10
SN75324	2.55
SN75451	0.89*
SN75452	0.89*
TAA263	0.95*
TAA300	1.30*
TAA310A	1.10*
TAA350A	1.95*
TAA550	0.45*
TAA611B12	1.25*
TAA861	0.65
TAD100	1.95*
TAD100	1.90*
TBA480Q	1.85*
TBA530	1.90*
TBA530Q	1.90*
TBA540	2.10*
TBA540Q	2.20*
TBA550Q	3.05*
TBA560	2.60*
TBA560Q	3.05*
TBA570	0.98
TCA270Q	1.95*

Special Offer
Red LED
MV54
8p
Axial lead

OPTOELECTRONICS	
Displays	Discretes
704 0.30	0.125 Red (TIL209) 0.12
707 0.80	0.2 Red 0.13
727 1.20	0.2 Green 0.14
728 1.20	0.2 Yellow 0.14
747 1.50	0.2 Clear 0.14
750 1.50	

NATIONAL CLOCK CHIPS	
MMS314	£3.75
(Basic clock chip giving 6 digit display)	
Socket	0.45
MMS316	£5.25
(Sophisticated device including alarm)	
Socket for MMS316	0.80

SPECIAL OFFER—LM309K
1A TO3 5V 95p

REGULATORS			
723	0.45	7818	1.50
1 amp Plastic		LM340-5	1.35
7805	1.50	LM340-12	1.35
7812	1.50	LM340-13	1.35
7815	1.50	LM340-18	1.35

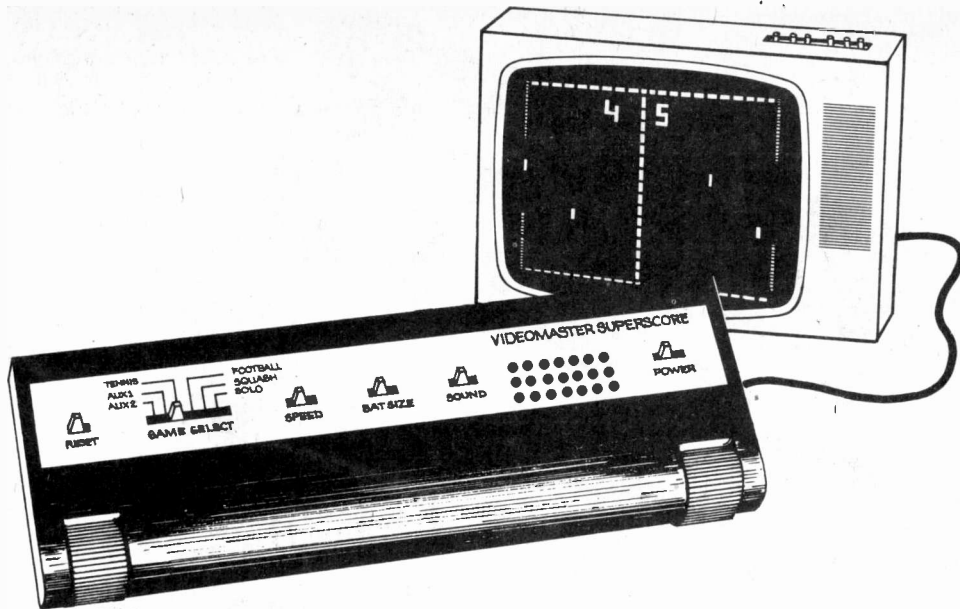
IC SOCKETS			
8 Pin	0.12	24 Pin	0.45
14 Pin	0.13	40 Pin	0.80
16 Pin	0.14		

TO3 HARDWARE INC.	
1 Mica—2 washers	
Solder TA6	
2 Nuts/Bolts Washers	
100 for 45p	

TRANSISTORS, DIODES, RECTIFIERS															
AC126	0.15	BC117	0.15*	BC301	0.32	BDY60	0.50	BT109	1.00	CRS3-10	0.45	TIP32A	0.44	2N3054	0.40
AC127	0.16	BC125	0.18*	BC323	0.60	BDY61	0.55	BT116	1.00	CRS3-20	0.50	TIP34	1.05	2N3055	0.50
AC128	0.13	BC126	0.20*	BC327	0.18*	BDY62	0.55	BU105	1.80*	CRS3-60	0.85	TIP41A	0.68	2N3440	0.50
AC128K	0.25	BC141	0.28	BC328	0.16*	BF178	0.28	BU105-02	1.90*	MJ480	0.80	TIP42A	0.72	2N3442	1.20
AC141	0.18	BC142	0.23	BC337	0.17*	BF179	0.30	BU126	1.60*	MJ481	1.05	IN2069	0.14	2N3525	0.50
AC141K	0.28	BC143	0.23	BC338	0.17*	BF184	0.10*	BU204	1.60*	MJ490	0.90	IN2070	0.16	2N3702	0.80
AC142	0.18	BC144	0.30	BC339	0.45	BF195	0.10*	BU208	2.60*	MJ491	1.15	IN4001	0.94*	2N3702	0.10*
AC142K	0.28	BC147	0.06*	BCV31	0.55	BF196	0.12*	BY206	0.15	MJE340	0.40*	IN4003	0.06*	2N3703	0.10*
AC176	0.16	BC148	0.09*	BCV32	0.60	BF197	0.12*	BY207	0.20*	MJE341	0.60*	IN4004	0.07*	2N3704	0.10*
AC176K	0.25	BC149	0.09*	BCV33	0.55	BF244	0.18*	BYX36		MJE520	0.45	IN4005	0.08*	2N3706	0.10*
AC187	0.18	BC152	0.25*	BCV34	0.55	BF244	0.17*	300 0.12*	MJE521	0.55	IN4006	0.09*	2N3707	0.10*	
AC187K	0.25	BC153	0.18*	BCV38	0.50	BF257	0.30*	600 0.15*	OAS	0.50*	IN4007	0.10*	2N3714	1.05	
AC188	0.18	BC157	0.09*	BCV39	1.15	BF258	0.35	900 0.18*	OC70	0.28	IN4008	0.14	2N3715	1.15	
AC188K	0.25	BC158	0.09*	BCV70	0.12	BF337	0.32	1200 0.21*	QA91	0.08	2N697	0.12	2N3716	1.25	
AD140	0.50	BC159	0.09*	BCV71	0.18	BFW60	0.17*	BYX36	OC41	0.15	2N706	0.10	2N3721	1.60	
AD142	0.50	BC160	0.32	BCV72	0.12	BFX29	0.26	300 0.50	OC42	0.15	2N929	0.14	2N3772	1.60	
AD143	0.46	BC161	0.38	BD115	0.55	BFX30	0.30	500 0.55	OC44	0.12	2N930	0.14	2N3773	2.00	
AD149	0.45	BC168B	0.09*	BD131	0.36	BFX84	0.23	900 0.80	OC45	0.19	2N1131	0.15	2N3819	2.80	
AD151	0.35	BC182	0.11*	BD132	0.40	BFX85	0.25	1200 0.65	OC70	0.10	2N1132	0.16	2N3804	0.16*	
AD162	0.35	BC192L	0.11*	BD135	0.36	BFX88	0.20	BZ6E1 Series	OC71	0.10	2N1304	0.20	2N3906	0.11*	
AL102	0.95	BC183	0.10*	BD136	0.39	BFY50	0.20	Zeners	OC72	0.22	2N1305	0.20	2N4124	0.14	
AL103	0.93	BC183L	0.10*	BD137	0.40	BPY51	0.18	BZK83 or	OC84	0.14	2N1711	0.18	2N4290	1.12	
AF114	0.20	BC184	0.11*	BD138	0.48	BFY52	0.19	BZK88 Series	SC40A	0.73	2N1202	0.44	2N4548	0.20	
AF115	0.20	BC184L	0.11*	BD139	0.58	BFY64	0.35	Zeners	SC40B	0.81	2N2369	0.14	2N4870	0.35*	
AF116	0.20	BC207B	0.12*	BD181	0.88	BFY90	0.85	CI06A	SC40D	0.98	2N2956	0.14	2N4871	0.75*	
AF117	0.20	BC212	0.11*	BD184	1.20	BT106	1.00	CRS140	SC40F	0.45	2N2957	0.16	2N4819	0.75*	
AF118	0.50	BC172L	0.11*	BD185	0.97	BFY39	0.40	CI06D	SC41A	0.55	2N2964	0.50	2N4920	0.50*	
AF139	0.35	BC213	0.12*	BD232	0.60*	BSX19	0.16	CI06F	SC41B	0.70	2N2965	0.18	2N4922	0.50*	
AF239	0.37	BC213L	0.12*	BD233	0.48*	BSX20	0.18	CRS105	SC41D	0.85	2N2965A	0.22	2N4923	0.46*	
BC107	0.09	BC214	0.14*	BD237	0.55*	BSX21	0.20	CRS110	SC41F	0.60	2N2966	0.10*	2N5060	0.20*	
BC107B	0.09	BC214L	0.14*	BD238	0.60*	BSY95A	0.12	CRS120	ST2	0.20	2N2966	0.09*	2N5061	0.25*	
BC108	0.09	BC237	0.15*	BD184	1.20	BT106	1.00	CRS140	TIP29A	0.44	2N2967	0.09*	2N5062	0.27*	
BC109	0.09	BC238	0.16*	BDV20	0.60	BT107	1.60	CRS160	3P0A	0.52	2N2968	0.10*	2N5064	0.30*	
BC109C	0.12	BC300	0.34	BDY38	0.50	BT108	1.50	CRS3-05	3P1A	0.54	2N3053	0.15	2N5496	0.65	

P. & P. 20p per order—overseas 80p. Matching 20p per pair. VAT 8% except for items * which are 12½%. No VAT on overseas.

LYNX ELECTRONICS (LONDON) LTD
Higham Mead, Chesham, Bucks
Telephone (02405) 75154. Telex 837571



Here's the remarkable new **VIDEOMASTERTM** Superscore Home TV Game Get it together for only £24.95

Available to you in kit form at the same moment as its national launch, the brilliant new Videomaster Superscore contains the latest product of MOS technology: a TV game chip.

The logic contained in it had previously to be generated by 100 TTL devices. Now it is condensed into one 28-pin chip.

This all-new Videomaster plugs into your 625-line UHF TV set (for overseas customers having VHF sets we can supply the necessary VHF modulator) to give you four exciting games (including tennis and football) and two future game options. It features on-screen digital scoring, realistic hit sounds, two bat sizes, two

ball speeds, automatic serving and much more. It runs on six 1½ volt SP11 type batteries (not supplied).

The Videomaster Superscore kit costs only £24.95 including VAT (recommended retail price of the ready built model is over £40.00) and comes complete with ready-tuned UHF or VHF modulator, circuit board with printed legend, all resistors, transistors and diodes, built-in loudspeaker, socket for mains adaptor, and, of course, the TV game chip itself.

Easy to put together the Superscore has full assembly instructions, circuit diagram and circuit description. Don't miss this chance to own the newest electronic game at such low cost.

POST TODAY TO:

Videomaster Ltd 14/20 Headfort Place, London SW1X 7HN



Please send me (insert No. requ'd).....Videomaster Superscore Kits at £24.95 (inc. VAT & P&P in UK) or £23.10+£4.00 for P&P overseas)

I enclose my cheque/money order* for £.....

VHF modulator required YES NO*

PE63

NAME _____

ADDRESS _____

ALLOW 21 DAYS FOR DELIVERY

* delete as necessary

NEW KITS

EASY TO CONSTRUCT



**DORAM
KITS
CONTAIN
EVERYTHING
DOWN TO
THE LAST
NUT!**

AM-FM-MPX Stereo TUNER

£44.95 + H

★ Output 100mV ★ Complements audio separates

CAR PUSH-BUTTON MW/LW RADIO

£16.95 + H

★ OUTPUT 4W
★ Dual Polarity
★ Short Circuit Proof

COMPLETE WITH FITTING KIT & SPEAKER

Available NOW!

POWER SUPPLY

0-30V and 0-1A with a variable current limit

£19.95 + S

TV SOUND-ONLY TUNER

£36.95 + H

Picks up UHF signals from the transmitter and relays this through your hi-fi equipment

TRANSISTOR TESTER

Measures hFE and leakage for PNP, NPN, silicon or germanium transistors-includes battery check facility

£9.95 + S

See coupon on next page →

HERE'S JUST A FEW OF THE MANY NEW AND INTERESTING KITS AVAILABLE

- ★ ELECTRONIC IGNITION £9.95 + S
- ★ CASSETTE POWER SUPPLY £3.20 + S
- ★ DARKROOM EXPOSURE METER £4.75 + H
- ★ 6V ACCUMULATOR CHARGER £9.95 + S

S = 8% V.A.T.
H = 12½% V.A.T.

- ★ 60W GUITAR AMP. £29.95 + H
- ★ SOIL MOISTURE METER £1.99 + S
- ★ INTERNATIONAL 25 AMP. £29.95 + H
- ★ MOTORISTS DWELL METER £5.70 + S

FULL BUILDING INSTRUCTION DETAILS OF KITS IS AVAILABLE ON REQUEST PRICE 25p EACH REFUNDABLE IF KIT SPECIFICALLY APPLIED FOR IS PURCHASED

DORAM

**A PROFESSIONAL DEAL
FOR AMATEURS**

**Over 50,000 customers
REGULARLY SERVICED**

LOOK WHAT'S IN IT FOR YOU

SEMI CONDUCTORS * CAPACITORS * ICs * MINI CERAMICS * RESISTORS *
POTENTIOMETERS * THERMISTORS * BRIDGE RECTIFIERS * REGULATORS *
RADIO MODULES * AUDIO AMPS * TIMERS * CABLE * TRANSFORMERS * FETs *
SUPPRESSION FILTERS * CRYSTALS * RELAYS * CONNECTORS * PLUGS & SOCKETS *
CASES * KNOBS & DIALS * HEAT SINKS * SCREWS, NUTS, TAGS, GROMMETS *
ADHESIVES & CLEANERS * DIODES & INDICATORS * PANEL METERS & BULBS *
ILLUM. PUSH-BUTTON, TOGGLE, ROCKER & PROXIMITY SWITCHES * SOLDERING IRONS *
N1 CADS * DRILLS * REPLACEMENT STYLI * SPEAKERS * BLANK CASSETTES *
MICROPHONES * CABINETS * MULTIMETERS * LOGIC PROBES
AND MUCH, MUCH MORE!

**NEW
CATALOGUE
Edition 3**

DORAM'S NEW CATALOGUE HAS BEEN SPECIFICALLY DESIGNED FOR THE AMATEUR RADIO, ELECTRONICS & HI-FI ENTHUSIAST.

DORAM'S SERVICE ALSO INCLUDES -

- ★ **MANY PRICE REDUCTIONS - QUANTITY DISCOUNTS ON CAPACITOR, RESISTOR OR SEMI-CONDUCTOR ORDERS**
- ★ **FREE - UP-DATE PRODUCT INFORMATION SERVICE DURING LIFE SPAN OF CATALOGUE**
- ★ **ALL ORDERS SENT BY RETURN-OF-POST**
- ★ **NO-QUIBBLE REPLACEMENT PART SERVICE**
- ★ **POST & PACKING FREE FOR ORDERS OVER £1 (Only applies for Great Britain N.Ireland and B.F.P.O. Nos.- Overseas orders F.O.B.)**



**SEND FOR YOUR NEW CATALOGUE
AND/OR KIT BROCHURE NOW!**

Special Offer

If catalogue ordered (priced 60p) you will receive a refund voucher of 25p.

If catalogue and kit brochure ordered together, price 70p plus 2 x 25p refund vouchers.

**DORAM ELECTRONICS LTD.
P.O. Box TR8,
Leeds, LS12 2UF.**

PLEASE PRINT BLOCK CAPITALS

NAME:

ADDRESS:

..... **POST CODE**.....

An Electrocomponents Group Company.

I enclose Please send me by return my new catalogue and/or kit brochure. (Over seas orders except for N.Ireland please add 30p for post and packing surface only.)


TAMBA ELECTRONICS

QUALITY PRODUCTS
FOR HI-FI, DISCO,
P.A. GROUP AND CLUB USE

A BRAND NEW RANGE OF AMPLIFIER MODULES 5 to 100 WATT/RMS

Choose the power you need from these five pure complementary amplifiers
Two-year guarantee

All amplifiers feature a pure complementary symmetry output stage for low distortion and high reliability—the highest grade components (by Mullard—Texas, Plessey—RCA etc.) used throughout



TAM50 5W RMS 25V supply	£3.20
TAM100 10W RMS 35V supply	£3.75
TAM250 25W RMS 45V supply	£4.25
TAM500 50W RMS 45V supply	£6.95
TAM1000 100W RMS 65V supply	£9.80
(all modules carriage free)	

- Suits loads 4-16 ohms (optimum load 8 ohms, TAM50/100/250, 4 ohms TAM500/1000)
- Low distortion (0-1%)
- 20-20,000 Hz \pm 1dB
- Silicon circuitry throughout
- Inherently open circuit proof
- Four simple connections

- High sensitivity—100mV
- Low profile (1in high 3½in x 3in)
- 75% efficient
- Glass fibre printed circuit board
- Accepts most mixers/pre-amplifiers

POWER SUPPLIES

For 1 or 2 TAM50/100	£4.25 (carr 50p)
For 1 or 2 TAM250/500	£6.95 (carr 50p)
For 1 or 2 TAM1000	£9.80 (carr 50p)

You may order as follows: C.W.O. (crossed cheques, P.O.s, M.O.s etc) C.O.D. (50p extra). We accept Access and Barclaycard—send or telephone your number—do not send your card. Add VAT at 8% to orders for 50-100W units and at 12½% for 5-25W units

Hours, 9.30a.m.-5p.m.
Mon.-Sat. Callers welcome.
Tel: (01) 684 0098

TAMBA ELECTRONICS

Bensham Manor Road Passage, Bensham Manor Road, Thornton Heath, Surrey.

ANNOUNCEMENT

RHYTHM GENERATOR.

SWING, WALTZ, ROCK, FOX TROT, SHUFFLE, TANGO, CHA CHA, MARCH, MAMBA.

ALL COMPONENT PARTS ARE AVAILABLE SEPARATELY S.A.E. FOR LISTS, OR FOR PRICING.

Tel. 0246-31475



FULL KIT: £37.50 + £1.00 (includes V.A.T.)
KIT INCLUDES NEW UPDATED P.C.B.'s

With Printed layout for easy assembly, all components "nice" switches and knobs, case, in fact everything you need to complete this very exciting Project.

P.C.B.'s ARE AVAILABLE SEPARATELY

Set of NEW UPDATED P.C.B.'s with a printed layout, made in first class quality fibre-glass, by a well known national company.

Price on application to:



ASTRO/WKF INC.
1 QUEEN STREET NORTH
WHITTINGTON MOOR,
CHESTERFIELD,
DERBYSHIRE
Tel: 0246-31475



SPECIAL OFFER

ORION stereo amplifier


Complete Kit of semiconductors £9.40
High quality glass fibre P.C.B. £2.75

Screen printed with component locations

PHASE LOCKED STEREO DECODER

To MOTOROLA specification
COMPLETE KIT £3.50

Includes MC1310P, Glass fibre p.c.b., all resistors & capacitors, LED indicator and full instructions.



FERRANTI

BC107P	11p	ZTX108	9p	ZTX330	17p	ZTX530	18p	ZS176	33p
BC108P	9p	ZTX109	11p	ZTX331	18p	ZTX531	19p	ZS178	54p
BC109P	11p	ZTX212	15p	ZTX382	16p	ZTX550	16p	ZS270*	14p
BC415P	17p	ZTX213	15p	ZTX383	15p	ZTX551	17p	ZS271*	23p
BFS59	14p	ZTX214	17p	ZTX384	17p	2N3055*	70p	ZS272*	24p
BFS60	15p	ZTX229	10p	ZTX450	16p			ZS274*	29p
BFS61	15p	ZTX300	12p	ZTX451	16p			ZS276*	36p
BFS66	14p	ZTX301	13p	ZTX500	13p	ZS142*	38p	ZS278*	57p
BFS67	15p	ZTX302	15p	ZTX501	14p	ZS170	13p		
BFS68	16p	ZTX303	18p	ZTX502	16p	ZS171	16p	ZENERS	
ZTXA20	10p	ZTX304	19p	ZTX503	17p	ZS172	23p	BZV19 series	
ZTX107	11p	ZTX320	16p	ZTX504	20p	ZS174	25p	4-7 to 47V	10p

FERRANTI CDI INTEGRATED CIRCUITS. All with circuits and data.
ZN414 radio microcircuit £1. ZN1034E* precision timer i.c. £2.75. ZN424E low noise audio i.c. £1. ZN10405* universal count/display i.c. £4.25.

PE TV SOUND SEPARATOR

Complete kit of semiconductors £2.30. High quality glass fibre p.c.b. £1. Murata ceramic filters—SFE6.0MA 35p, CDA6.0MC 35p each.

MOTOROLA MC1310P only £1.80

with circuits and data.
Glass fibre p.c.b. to suit MC1310P 85p, Red LED with clip 27p. MOTOROLA MC1357PO £1.65; BD689* £1.14; BD700* £1.28; MJ4032* £5.17; MJ4035* £4.95.
PE OPTO REV COUNTER: FERRANTI MS4A photocells £1.35*. PE JOANNA. 77 ZTX108 for £5. 183 ZS170 diodes for £15.

POSTAGE AND PACKING 15p per order. Orders over £5 post free. All devices top grade, brand new and to full manufacturers spec. We do not sell seconds or rejects. Send SAE for our data sheet and price list.

PRICES DO NOT INCLUDE VAT—ADD 8% TO ITEMS MARKED * AND 12½% TO ALL OTHERS

DAVIAN ELECTRONICS

PO BOX 38 . OLDHAM . LANCS . OL2 6XJ

DISCOUNTS

THESE DISCOUNTS APPLY TO TOTAL OF ORDER — SPECIALS INCLUDED

10% OFF ON ORDERS OVER £15

15% OFF ON ORDERS OVER £50

LARGE QUANTITY PRICING AVAILABLE ON REQUEST
PLEASE SPECIFY ITEM AND QUANTITY

TTL

7400	£0-10p	7451	£0-13	74154	86
7401	11	7453	13	74155	75
7402	11	7454	10	74156	71
7403	11	7460	11	74157	71
7404	13	7464	21	74161	95
7405	13	7465	21	74163	90
7406	22	7472	22	74164	1-10
7407	22	7473	26	74165	1-25
7408	14	7474	26	74166	1-15
7409	14	7475	37	74173	95
7410	10	7476	23	74175	95
7411	16	7483	70	74176	95
7413	29	7485	80	74177	85
7416	22	7486	24	74180	80
7417	22	7489	1-50	74181	2-50
7420	11	7490	40	74182	80
7422	22	7491	71	74184	1-55
7423	22	7492	44	74185	1-30
7425	22	7493	35	74190	95
7426	23	7494	45	74191	95
7427	22	7495	49	74192	90
7430	12	7496	55	74193	85
7432	22	74100	79	74194	95
7437	25	74105	60	74195	72
7438	21	74107	27	74196	1-00
7440	11	74121	28	74197	75
7441	60	74122	50	74198	1-70
7442	55	74123	55	74199	1-70
7443	55	74125	50	74200	3-90
7444	60	74126	50		
7445	75	74141	68	74132	50
7446	85	74145	75		
7447	73	74150	59		
7448	80	74151	60		
7450	12	74153	56		

LOW POWER

74L00	£0-16	74L51	£0-16	75L90	£0-93
74L02	16	74L55	18	74L91	80
74L03	16	74L71	18	74L93	89
74L04	18	74L72	27	74L95	89
74L06	18	74L73	38	74L98	1-53
74L10	16	74L74	38	74L164	1-53
74L20	16	74L78	44	74L165	1-53
74L30	16	74L85	85		
74L42	89	74L86	38		

LOW POWER SCHOTTKY

74LS00	£-23	74LS32	25	74LS95	1-20
74LS02	23	74LS40	30	74LS107	35
74LS04	23	74LS42	80	74LS164	1-20
74LS06	25	74LS74	40	74LS193	1-30
74LS10	23	74LS90	80	74LS197	1-20
74LS20	23	74LS93	80		

HIGH SPEED

74H00	£0-16	74H22	£0-18	74H61	£0-25
74H01	16	74H30	18	74H62	20
74H04	16	74H40	16	74H74	32
74H08	16	74H50	18	74H101	35
74H10	16	74H52	18	74H102	35
74H11	16	74H53	20	74H103	40
74H20	16	74H55	20	74H106	40
74H21	16	74H60	21	74H108	40

SCHOTTKY

74S00	23	74S08	30	74S22	23
74S02	30	74S10	23	74S32	35
74S03	23	74S20	23	74S74	23
74S04	30				

8000 (NATIONAL)

8091	£0-33	8214	£0-93	8811	£0-38
8092	33	8220	93	8812	60
8095	76	8230	1-42	8822	1-42
8121	49	8520	71	8830	1-42
8123	88	8551	91	8831	1-42
8130	1-20	8552	1-37	8836	27
8200	1-42	8554	1-37	8880	73
8110	1-92	8810	44		

8000 (SIGNETICS)

8263	3-79	8267	1-79		
------	------	------	------	--	--

9000

9002	24	9309	56	9601	62
9301	72	9312	56	9602	56

IC SOCKETS

Solder tail - low profile					
8 pin	£-11	24 pin	£-25		
14 pin	-12	28 pin	-36		
16 pin	-13	40 pin	-42		
18 pin	-19				

wire wrap - gold plate

16 pin	£-30				
--------	------	--	--	--	--

UNIVERSAL BREADBOARD

Silver plated copper circuit board
3-3/16" x 5-1/16", 2 rows of 27
holes for DIP IC's, a space for
transistors, resistors & capacitors.
Versatile and simple for bread-
boarding IC circuitry.

£1

SHIPMENT MADE VIA AIR-POSTAGE PAID 3 DAYS FROM RECEIPT OF ORDER

OCTOBER SPECIALS

MEMORIES

1103	£ 61	311	£ 45
1702	5-75	309K	61
5203	6-00	340T +5	82
5260	72	34T +15	82
5261	72	370	80
5262	84	555	29
F93410	97	1310	1-25

2102 RAM

1024 bit fully decoded static RAM
DTL/TTL compatible — 16 pin DIP £1-50

7001 CLOCK CHIP

4-6 digit, 12-24 hr. alarm, timer & date
circuits with data £4-00

DVM CHIP 4 1/2 DIGIT

MM45330 — P channel device provides
all logic for 4 1/2 digit volt meter. 16 pin
DIP with data £8

LINEARS

311	£ 45
309K	61
340T +5	82
34T +15	82
370	80
555	29
1310	1-25

CLOCK KIT

6 Digits (NS71L)
MM5314 Clock Circuit
2 PC Boards Clock & Display
All Transistors, Resistors
Capacitors & 3 switches with Schematic
& Instructions £9-50

4 Digits (NS74)

MM5312 Clock Circuit
1 PC Board
All necessary transistors, resistors,
capacitors, diodes & switches.
With schematic & instructions £7-00

JUMBO LED

Red	7 p
Green	7
Yellow	7

8 digit multiplexed — line function —
chain operation 2 key memory — floating
decimal — independent constant —
interacts with led with only digit driver —
9 V batt. oper. 28 pin £1-20

MISC DEVICES

ULN 2204	FM gain block 34dB mDIP	£1-03
ULN2209	FM gain block 48dB mDIP	1-03
2513	64 x 8 s character generator	7-00
CA 3046	Transistor array 14 pin DIP	55

8038 FUNCTION GENERATOR

Voltage controlled oscillator sine,
square, triangular output 16 pin DIP with
data £2-50

CLOCK CHIPS

MM5311	6 digit multiplexed BCD, 7 seg 12-24 Hr, 50-60 Hz 28 pin	£3-07
MM5312	4 digit multiplexed BCD, 7 seg 1 pps, 12-23 Hr, 50-60 Hz 24 pin	2-23
MM5313	6 digit multiplexed BCD, 7 seg 1 pps, 12-24 Hr, 50-60 Hz 28 pin	3-07
MM5314	6 digit multiplexed 12-24 Hr, 50-60Hz 24 pin	3-07
MM5316	4 digit, 12-24 Hr, 50-60 Hz, alarm 40 pin	2-78
CT7001	6 digit, 12-24 Hr, 50-60 Hz, alarm, timer and date circuits 28 pin	4-80

LED'S

ME4	Infra-red TO-18	29p
MSV50	Mini LED red emitting - axial	10p
NSL100	Mini red LED - pointing	10p
NSL102	Mini red LED - diffused	10p
XC709-R	Mini red LED - diffused	12p
MSV520	Jumbo red - diffused	12p
MSV520	Jumbo green - diffused	15p
MSV520	Jumbo clear	12p
MSV520	Jumbo amber	12p

LED DISPLAYS

MAN1	Red .27" CA	£1-50
MAN2	Red 5x7 dot matrix .35"	2-95
MAN3A	Red .12" CC	-15
MAN5	Green .27" CA	2-43
MAN6	Red .6" CA	2-93
MAN7	Red .27" CA	-97
MAN8	Yellow .27" CA	2-03
MAN66	Red .6" CA spaced seg	2-03
DL10A	Red .26" CA	2-08
NSN71L	Red .27" CA	-89
FND70	Red .25" CA	-49

MULTIPLE DISPLAYS

NSN33	3 digit .12" red LED	£-89
HP5082-	5 digit .11 red LED	1-80
7405		
HP5082-	4 digit .11 red LED	1-70
7414		
SP-425-09	9 digit .25 gas disch.	1-50

Date sheets on request. Add 20p ea. If
item is priced below 50p each.

BANKAMBER CARD

BARGAYCARD

MASTERCHARGE

ACCESS

CARD

EUROCARD

Satisfaction guaranteed. Shipment will be made postage prepaid within 5 days from receipt of order. Payment may be made with personal check, charge card (include number and exp. date), international money order (include receipt) or bank cheque made payable in U.S.

Add 50p to cover shipping and handling if order is less than £5.


The above prices do not include any taxes leviable by a purchasers country of residence.

INTERNATIONAL ELECTRONICS LIMITED

P.O. BOX 3036 / MONTEREY, CA. 93940 USA

PHONE (408) 659-3171

SYNTHESISERS, SOUND EFFECTS AND



COMPONENTS SETS include all necessary resistors, capacitors, semi-conductors, potentiometers and transformers. Hardware such as cases, sockets, knobs, etc. are not included but most of these may be bought separately. Fuller details of kits, PCBs and parts are shown in our lists.

CIRCUIT AND LAYOUT DIAGRAMS are supplied free with all PCBs designed by Phonosonics.

PHOTOCOPIES of the P.E. texts for most of the kits are available—prices in our lists.

PHONOSONICS

MAIL ORDER SUPPLIERS OF QUALITY PRINTED CIRCUIT BOARDS, KITS AND COMPONENTS TO A WORLD-WIDE MARKET.

P.E. SYNTHESISER

(P.E. Feb. 73 to Feb. 74)
The well acclaimed and highly versatile large-scale mains-operated Sound Synthesiser complete with keyboard circuits. All function circuits may be used independently, or interconnected. The greater the number of circuits, the greater the versatility. Other circuits in our lists may be used with the Synthesiser to good advantage (notably P.E. Minisonic, Phasing Unit, Wind and Rain, Rhythm Generator, Sound Bender, Voltage Controlled Filter, Guitar Effects Pedal).

THE MAIN SYNTHESISER

Stabilised power supply £12.05
Two Linear Voltage Controlled Oscillators and one Inverter—all 3 circuits £17.80
PCB (2 are required) each £1.63
Two Ramp Generators and Two Input Amplifiers
all 4 circuits £5.92
PCB (holds all 4 circuits) £1.51
Sample-Hold and Noise Generator £7.95
PCB (holds both circuits) £1.87
Tone Control £2.68
PCB 80p
Reverberation Amplifier
Sprime Line unit for Reverb. Amp. £4.75
Ring Modulator £4.24
Peak Level Meter Circuit £1.50
100µA Panel Meter £4.99
PCB to hold Reverb, Ring Mod and Meter Circuits £2.14
Envelope Shaper £8.04
PCB £1.60
Voltage Controlled Amplifier and Differential Amplifier £7.73
PCB (holds both circuits) £1.45

THE SYNTHESISER KEYBOARD CIRCUITS

(Can be used without the Main Synthesiser to make an independent musical instrument)
Two Logarithmic Voltage Controlled Oscillators
Component set £15.28
PCB (holds both circuits) £2.86
Divider, 2 Hold Circuits, 2 Modulation Amplifiers, Mixer and 2 Envelope Shapers £20.92
PCB (holds the first 6 circuits) £1.98
PCB for both Envelope Shapers £1.70
Keyboard Stabilised Power Supply £7.61
Printed Circuit Board £1.04

GUITAR EFFECTS PEDAL (P.E. July 75)

Modulates the attack, decay and filter characteristics of an audio signal not only from a guitar but from any audio source, producing 8 different switchable effects that can be further modified by manual controls. Possibly the most interesting of all the low-priced sound effects units in our range. Circuit does not duplicate effects from the Guitar Overdrive Unit.
Component Set with special foot operated switches £6.79
Alternative component set with panel mounting switches £4.90
Printed Circuit Board £1.43

SOUND BENDER (P.E. May 74)

A multi-purpose sound controller, the functions of which include envelope shaper, tremolo, voice-operated fader, automatic fader and frequency-doubler.
Component Set for above functions (excl. SWs) £7.24
Printed circuit board £1.74
Optional extra—additional Audio Modulator, the use of which, in conjunction with the above component set, can produce "jungle-drum" rhythms.
Component Set (incl. PCB) £2.76

PHASING UNIT (P.E. Sept. 73)

A simple but effective manually controlled unit for introducing the "phasing" sound into live or recorded music.
Component Set (incl. PCB) £2.85
PHASING CONTROL UNIT (P.E. Oct. 74)
For use with the above Phasing Unit to automatically control the rate of phasing.
Component Set (incl. PCB) £4.25

WAH-WAH UNIT (P.E. Apr. 76)

The Wah-wah effect produced by this unit can be controlled manually or by the integral automatic controller.
Component Set incl. PCB £3.20

P.E. JOANNA (P.E. May/Sept. 75)

A five-octave electronic piano that has switchable alternative voicing of Honky-Tonk piano, ordinary piano, harpsichord, or a mixture of any of the three, together with facilities including fast and slow tremolo, loud and soft pedal switching, and sustain pedal switching. The power amplifier typically delivers 24 watts into 8 ohms. The PCBs have been redesigned by ourselves making improved use of the space available.

Main Power Supply £10.09
Tone Generator and Top C Envelope Shaper £10.61
PCB for Main PSU, Tone Gen & Top C.E.S. £2.31
Envelope Shapers for all notes (except Top C) £37.68
Set of PCBs for Envelope Shapers (except Top C) £11.88
Voicing and Pre-Amp Circuits £10.15
PCB for Voicing and Pre-amp £2.80
Power Amplifier (incl. separate Power Supply) £15.06
PCB for Power Amp and PSU 95p

RHYTHM GENERATOR (P.E. Mar./Apr. 74)

Programmable for 64,000 rhythm patterns from 8 effects circuits (high and low bongos, bass and snare drums, long and short brushes, blocks and soft cymbal), and with variable time signatures and rhythm rates. Really fascinating and useful.
Tempo, Timing and Logic circuits £12.68
PCB for above circuits (double-sided) £3.24
Component set for all 8 effects circuits £12.72
PCB for all 8 effects £3.70
Simple mixer (our design) incl. PCB £3.95
Alternative mixer with external volume controls, incl. PCB £10.94
Power Supply for T, T and L, and Effects, incl. PCB £7.10
(See our list for Power Supplies for Mixers)

REVERBERATION UNIT (P.W. Nov./Dec. 72)

A high quality unit having microphone and line input pre-amps, and providing full control over reverberation level.
Component Set (excl. spring unit) £12.68
Printed Circuit Board £1.93
9 in. Spring Unit £4.95
Panel Meter (50µA) (optional) £4.99

WIND AND RAIN UNIT

A manually controlled unit for producing the above-named sounds.
Component set incl. PCB £3.37

GUITAR OVERDRIVE UNIT (P.E. Aug. 76)

Sophisticated, versatile Fuzz unit, including variable and switchable controls affecting the fuzz quality whilst retaining the attack and decay, and also providing filtering. Does not duplicate the effects from the Guitar Effects Pedal and can be used with it and with other electronic instruments.
Component set using dual slider pot £6.57
Component set using dual rotary pot £5.80
Printed circuit board £1.37

FUZZ UNIT

Simple Fuzz unit based upon P.E. 'Sound Design' circuit.
Component set incl. PCB £1.98

TREMOLO UNIT

Based upon P.E. 'Sound Design' circuit.
Component set incl. PCB £3.19

TREBLE BOOST UNIT (P.E. Apr. 76)

Gives a much shriller quality to audio signals fed through it. The depth of boost is manually adjustable.
Component Set incl. PCB £2.31

25 WATT MONO AMPLIFIER (P.E. Sept. 75)

A good general purpose integrated circuit power amplifier typically delivering 25 watts into 8 ohms. Power bandwidth 20Hz to 20kHz, 3dB, input impedance 20kΩ. Distortion 0.2%. Suitable for use with any of our sound producing kits.
Component Set incl. power supply £15.06
Printed Circuit Board 95p
For stereo use two sets and PCBs are required.

P.E. MINISONIC MK I

(P.E. Nov. 1974 to March 1975)
A portable, battery or mains operated, miniature sound synthesiser, with keyboard circuits. Although having slightly fewer facilities than the large P.E. Synthesiser, the functions offered by this design give it great scope and versatility. Like the large Synthesiser it too may be advantageously used with other circuits in our lists.

Two Voltage Controlled Oscillators £5.55
Voltage Controlled Filter and Voltage Reference Circuit £3.73
Two Envelope Shapers and Two Voltage Controlled Amplifiers £8.11
Keyboard Controller and Hold Circuits £2.84
Keyboard Divider Resistors (select type to suit keyboard used) (all are 2% tolerance): 2 Octave £1; 3 Octave £1.48; 4 Octave £1.96; 5 Octave £2.44.
H.F. Oscillator and Detector £1.86
Ring Modulator, Noise Generator and Envelope Inverter £6.02
Two Power Amplifiers and Two Mixers £4.28
Battery Eliminator £6.69
Temperature Stabiliser £1.54
PCB to hold 2 VCOs, VCF and V-Ref £2.22
PCB to hold 2 ESs, 2 VCAs, 2 Mixers, Ring Mod, Keyboard Control and Hold £2.42
PCB to hold 2 Power Amps., Noise Gen., Envelope-Inverter, H.F. Osc and Detector £1.59
PCB to hold Battery Eliminator and Temperature Stabiliser £1.48

P.E. MINISONIC MK 2

Conversion kits and PCBs for updating the MK I version are now available. Details in our list.

ENVELOPE SHAPERS

Both of the kits below have manual control over their Attack, Decay, Sustain and Release functions. Both kits include PCB (VCA means Voltage Controlled Amplifier)
Envelope Shaper and VCA (P.E. Apr. 76) £6.02
Envelope Shaper (without VCA) (P.E. Oct. 75) £4.62

VOICE OPERATED FADER (P.E. Dec. 73)

For automatically reducing music volume during "talk-over"—particularly useful for Disco work or for home-movie shows.
Component Set incl. PCB £3.26

VOLTAGE CONTROLLED FILTER (P.E. Oct. 74)

An independently designed VCF that can be used with the P.E. Synthesiser.
Component Set £3.67
Printed Circuit Board £1.38

P.E. TUNING FORK (P.E. Nov. 75)

Produces 84 switch-selected frequency-accurate tones. An LED monitor clearly displays all beat note adjustments. Ideal for tuning acoustic and electronic musical instruments alike.
Main Component Set incl. PCB £14.77
Power Supply set incl. PCB £6.95

P.E. SYNCHRONOME (P.E. Mar. 76)

An accented-beat electronic metronome, providing dupla, triple and quadruple times with full control over the beat rate. Can also be used as a simple drum-beat rhythm generator. Includes power supply.
Component Set incl. loudspeaker £10.68
Printed Circuit Board £1.70

PEAK LEVEL INDICATOR (P.E. Mar. 76)

A twin-channel visual display unit for monitoring the peak level of audio signals. Well suited for use when inter-coupling our many sound producing kits to help avoid signal over-loading.
Component Set incl. PCB (as published) £3.84

POST AND HANDLING

U.K. orders—under £15 add 25p plus VAT, over £15 add 50p plus VAT.
Optional insurance for compensation against loss or damage in post, add 35p in addition to above post and handling.
Ireland, C.I., B.F.P.O., and other countries are subject to Export postage rates.

DON'T FORGET VAT!

Add 12½% (or current rate if changed) to full total of goods, post and handling. (Does not apply to export orders).

EXPORT ORDERS are welcome, though we advise that a current copy of our list should be obtained before ordering as it also shows Export postage rates. All payments must be cash-with-order, in Sterling and preferably by International Money Order or through an English Bank. To obtain list for Europe send 20p, for other countries send 40p.

PHONOSONICS • DEPT. PE40 • 22 HIGH STREET • SIDCUP • KENT DA14 6EH MAIL ORDER AND C.W.O. ONLY
SORRY BUT NO CALLERS PLEASE

OTHER PROJECTS

PHOTOGRAPHS in this advertisement show two of our units containing some of the P.E. projects built from our kits and PCBs. The cases were built by ourselves and are not for sale, though a small selection of other cases is available.

LIST—Send Stamped Addressed Envelope with all U.K. requests for free list giving fuller details of PCBs, kits, and other components.

OVERSEAS enquiries for list: Europe—send 20p; Other Countries—send 40p.



KEYBOARDS AND CONTACTS

Kimber-Allen Keyboards as required for many published circuits, including the P.E. Joanna, P.E. Minisonic, and P.E. Synthesiser. The manufacturers claim that these are the finest moulded plastic keyboards available. All octaves are C to C. The keys are plastic, spring-loaded and mounted on a robust aluminium frame.

3 Octave (37 notes) £23.10. 4 Oct (49 notes) £27.45. 5 Oct (61 notes) £32.10.
Contact Assemblies for use with above keyboards: Single-pole change-over (type SP) as for P.E. Joanna and P.E. Minisonic. Two-pole normally open-make-break (type DP) as for P.E. Synthesiser. Special contact assembly (type 4PS) having 4 poles, 3 of which are normally-open make-break contacts and the fourth is a change-over contact—this special assembly enables THE SAME KEYBOARD to be used with the P.E. Synthesiser, P.E. Minisonic and the P.E. Joanna simultaneously thus avoiding the cost of more than one keyboard.

Contact	Each	3 Octave Set	4 Octave Set	5 Octave Set
SP	22p	£8.14	£10.78	£13.42
2P	25p	£9.25	£12.35	£15.25
4PS	50p	£18.50	£24.50	£30.50

PRINTED CIRCUIT BOARDS for use with the above contacts and thus eliminating most of the inter-wiring required, are available. Details in our lists.

SOUND-TO-LIGHT (P.E. Apr./Aug. 71)

The ever-popular **Aurora**—4 or 8 channels each responding to a different sound frequency and controlling its own light. Can be used with most audio systems and lamp intensifiers. A MUST for any Disco, and a fascinating visual display for the home.

4 Channel Component Set (excl. thyristors)	£14.42
8 Channel Component Set (excl. thyristors)	£25.75
Power Supply Component Set	£5.35
PCB for 4 frequency channels	£3.65
PCB for power supply and 8 lamp drivers	£1.70
1A 400V thyristors (1 per chan. req.) each	75p
Panel meter (1µA) (optional)	£4.99

3-CHANNEL SOUND-TO-LIGHT (P.E. Apr. 76)

A simple but effective sound-to-light controller capable of operating 3 lamps each of approximately 700 watts. Includes power supply, thyristors, and by-pass switches.

Component Set incl. PCB	£11.18
-------------------------	--------

BIOLOGICAL AMPLIFIER (P.E. Jan./Feb. 73)

Multi-function circuits that, with the use of other external equipment, can serve as lie-detector, alpha-phone, cardiophone etc.

Pre-Amp Module Component Set incl. PCB	£4.11
Basic Output Circuits—combined component set with PCBs, for alpha-phone, cardiophone, frequency meter and visual feedback lamp-driver circuits	£5.95
Audio Amplifier Module Type PC7	£6.75

TAPE NOISE LIMITER

Very effective circuit for reducing the hiss found in most tape recordings. All kits include PCBs.

Standard Tolerance Set of Components	£2.85
Superior Tolerance Set of Components	£3.30
Regulated Power Supply (will drive 2 sets)	£4.69

SINE AND SQUARE WAVE GENERATOR (P.E. July 75)

Suitable for audio, digital, or general purpose. Controllable through 4 decade ranges 10Hz to 100kHz, switched attenuation through 10 ranges from 10V to 1mV peak-to-peak.

Component Set	£9.83
PCB for above components	£1.76
Power Supply	£6.21
PCB for Power Supply	£1.06

SEMI CONDUCTOR TESTER (P.E. Oct. 73)

Essential test equipment for the enterprising home constructor. While stocks last.

Set of resistors, capacitors, semiconductors, potentiometers, makaswitches and PCB	£8.86
Panel meter (500µA)	£4.99

P.E. MINIMIX 6 (P.E. Nov./Dec. 75)

Each of the 6 input channels has its own gain, volume and panning controls. The volume of the twin channel outputs are fully manually controllable, as are the headphone and pre-fade monitoring facilities. Twin VU meters provide visual display of channel audio levels. Ideal for use with effects and synthesiser kits. For details see our list.

8-INPUT MIXER

A simple mixer having 8 inputs each of which has a preset level control and which are combined into one output channel having a preset over-all level control and a master output volume control. Designed for inter-coupling our various sound effects and synthesiser kits.

Component set incl. PCB	£3.95
-------------------------	-------

PRICES ARE CORRECT AT TIME OF PRESS. E. & O.E. DELIVERY SUBJECT TO AVAILABILITY.

TRANSISTORS

AC128	20p
AC176	20p
BC107	14p
BC108	14p
BC109	14p
BC147	12p
BC148	12p
BC149	12p
BC157	13p
BC158	13p
BC159	13p
BC182L	12p
BC184	12p
BC187	25p
BC204	14p
BC209C	14p
BC212L	15p
BC213	15p
BC478	28p
BC479	22p
BD131	44p
BD132	44p
BFY50	22p
BFY51	22p
BFY52	24p
BS956A	22p
HE295S	10p
OC28	60p
OC71	17p
OC72	25p
OC84	25p
ORP12	66p
ZTX107	12p
ZTX108	9p
ZTX501	13p
ZTX503	15p
ZTX531	23p
2N706	13p
2N914	22p
2N1304	22p
2N1309	27p
2N2905	35p
2N2905A	36p
2N2907	22p
2N3053	18p
2N3054	66p
2N3055	48p
2N3702	12p
2N3703	12p
2N3704	12p
2N3819	35p
2N3820	64p
2N3823E	39p
2N4060	12p
2N4871	36p
2N5245	51p
2N5777	45p

INTEGRATED CIRTS.

709 T05	40p
709 8-pin DIL	40p
723 T05	95p
741 8-pin DIL	32p
748 T05	63p
748 8-pin DIL	63p
µA7805 TO220	165p
µA7808 TO220	165p
µA7812 TO220	165p
µA7815 TO220	165p
µA7818 TO220	165p
AY-1-0212	622p
AY-1-6721/6	188p
CA3046	71p
MFC4000B	81p
MFC6040	93p
SG3402N	220p

PHONONICS



"I MADE IT MYSELF"

Imagine the thrill you'll feel! Imagine how impressed people will be when they're hearing a programme on a modern radio you made yourself.

Now! Learn the secrets of radio and electronics by building your own modern transistor radio!

Practical lessons teach you sooner than you would dream possible.

What a wonderful way to learn—and pave the way to a new, better-paid career! No dreary ploughing through page after page of dull facts and figures. With this fascinating Technatron Course, you learn by building!

You build a modern Transistor Radio... a Burglar Alarm. You learn Radio and Electronics by doing actual projects you enjoy—making things with your own hands that you'll be proud to own! No wonder it's so fast and easy to learn this way. Because learning becomes a hobby! And what a profitable hobby. Because opportunities in the field of Radio and Electronics are growing faster than they can find people to fill the jobs!

So fast, so easy, this personalised course will teach you even if you don't know a thing today!

No matter how little you know now, no matter what your background or education, we'll teach you. Step by step, in simple easy-to-understand language, you pick up the secrets of radio and electronics.

You become a person who makes things, not just another of the millions, who don't understand. And you could pave the way to a great new career. To add to the thrill and pride you receive when you look at what you have achieved. Within weeks you could hold in your hand your own transistor radio. And after the course you can go on to acquire highpowered technical qualifications, because our famous courses go right up to City & Guilds levels.

No soldering—yet you learn faster than you ever dreamed possible.

Yes! Faster than you can imagine, you pick up the technical know how you need. Specially prepared step-by-step lessons show you how to: read circuits—assemble components—build things—experiment. You enjoy every minute of it!

You get everything you need. Tools. Components. Even a versatile Multimeter that we teach you how to use. All included in the course. AT NO EXTRA CHARGE! And this is a course anyone can afford. (You can even pay for it by easy instalments.)

Send now for FREE 44 page book—see how easy it is—read what others say!

Find out more now! This is the gateway to a thrilling new career, or a wonderful hobby you'll enjoy for years. Send the coupon now. There's no obligation.

POST TODAY FOR FREE BOOK

To: ALDERMASTON COLLEGE, DEPT CPE11
READING RG7 4PF

CPE11

Also at our London Advisory Office, 4 Fore Street Avenue, Moorgate, London EC2Y 5EJ. Tel: 01-628 2721

Yes, I'd like to know more about your course. Please send me free details—plus your big, 44-page book that tells about all your courses.

NAME

ADDRESS

POSTCODE

BIET

HOME OF BRITISH INSTITUTE OF ENGINEERING TECHNOLOGY

RST VALVE MAIL ORDER CO.

Climax House
159 Fallsbrook Road, London SW16 6ED
SPECIAL EXPRESS MAIL ORDER SERVICE

1N21	0-17	AF181	0-60	BY213	0-25	OAZ204	0-45	XB121	0-43
1N23	0-35	AF186	0-48	BY210	0-45	OAZ205	0-45	Z8170	0-12
1N65	0-38	AF211	1-15	BY211	0-40	OAZ206	0-45	Z8271	0-20
1N263	0-50	AF212	2-00	BY212	0-40	OAZ207	0-45	ZT21	0-25
1N265	0-50	ASY29	0-45	BY213	0-42	OAZ208	0-40	ZT42	0-25
1N645	0-16	ASY36	0-25	BY215	1-25	OAZ209	0-40	ZTX107	0-13
1N725A	0-20	ASY50	0-20	BY216	0-60	OAZ210	0-40	ZTX108	0-10
1N814	0-06	ASY51	0-40	BZY88	0-10	OAZ211	0-40	ZTX300	0-13
1N4007	0-12	ASY53	0-20	C111	0-55	OAZ222	0-45	ZTX304	0-24
18113	0-25	ASY55	0-20	CR81/05	0-45	OAZ223	0-45	ZTX860	0-13
18202	0-23	ASY62	0-25	CR81/40	0-65	OAZ224	0-45	ZTX803	0-18
2G371	0-75	ASY66	0-25	CS4B	1-90	OAZ224	0-25	ZTX631	0-25
2G381	0-22	ASZ23	0-75	CS103	3-50	OAZ244	0-15		
2G414	0-30	AU104	1-00	DD000	0-15	OAZ246	0-15		
2G417	0-25	AUY10	1-50	DD003	0-15	OAZ290	0-38		
2N404	0-22	BC107	0-14	DD006	0-25	OC16	1-00		
2N697	0-18	BC108	0-18	DD007	0-20	OC16T	1-00		
2N698	0-30	BC109	0-14	DD008	0-20	OC22	1-00		
2N706	0-12	BC115	0-20	GD3	0-33	OC23	1-25		
2N706A	0-12	BC116	0-20	GD4	0-40	OC24	1-10		
2N708	0-15	BC116A	0-22	GD5	0-22	OC25	0-40		
2N709	0-40	BC118	0-20	GD8	0-25	OC26	0-40		
2N1091	0-55	BC121	0-20	GD12	0-10	OC28	0-75		
2N1131	0-25	BC121	0-20	GET102	0-80	OC29	0-65		
2N1132	0-24	BC122	0-20	GET103	0-40	OC30	0-40		
2N1302	0-18	BC126	0-65	GET113	0-80	OC35	0-75		
2N1303	0-18	BC140	0-55	GET115	0-00	OC36	0-60		
2N1304	0-28	BC147	0-10	GET116	0-85	OC41	0-35		
2N1305	0-28	BC148	0-08	GET120	0-60	OC42	0-40		
2N1306	0-28	BC149	0-10	GET872	0-30	OC43	0-70		
2N1307	0-28	BC157	0-14	GET875	0-30	OC44	0-20		
2N1308	0-28	BC158	0-12	GET875	0-30	OC44M	0-17		
2N2147	1-25	BC169	0-14	GET885	0-40	OC45	0-20		
2N2148	0-60	BC169	0-68	GET885	0-35	OC45M	0-13		
2N2160	0-78	BC169	0-14	GET885	0-40	OC46	0-27		
2N2162	0-75	BC169	0-14	GET885	0-40	OC57	0-60		
2N2199	0-25	BCY31	0-45	GEX44	0-08	OC58	0-80		
2N2369A	0-16	BCY32	0-25	GEX45/1	0-45	OC59	0-80		
2N2444	1-99	BCY33	0-25	GEX941	0-45	OC66	0-80		
2N2613	0-75	BCY34	0-45	GJM	0-40	OC70	0-18		
2N2646	0-50	BCY39	1-50	GJ5M	0-55	OC71	0-85		
2N2904	0-25	BCY40	0-80	GJ7M	0-25	OC72	0-88		
2N2907	0-23	BCY42	0-30	HG1005	0-60	OC73	0-50		
2N2924	0-18	BCY70	0-18	HS100A	0-20	OC74	0-30		
2N2925	0-15	BCZ10	0-60	MAT100	0-20	OC75	0-30		
2N2926	0-12	BD121	1-00	MAT110	0-20	OC78	0-80		
2N3054	0-48	BD123	1-00	MAT120	0-20	OC77	0-54		
2N3055	0-45	BD124	0-65	MAT121	0-25	OC78	0-85		
2N3702	0-11	BDY11	1-45	MJE340	0-47	OC79	0-30		
2N3705	0-15	BF115	0-20	MJE520	0-88	OC81	0-29		
2N3706	0-11	BF115	0-20	MJE2955	1-27	OC81M	0-20		
2N3707	0-18	BF173	0-28	MJE3055	0-77	OC81DM	0-18		
2N3709	0-10	BF181	0-85	MPF102	0-40	OC82	0-75		
2N3710	0-11	BF184	0-22	MPF103	0-38	OC83	0-60		
2N3711	0-11	BF185	0-22	MPF104	0-35	OC84	0-80		
2N3819	0-38	BF194	0-10	MPE105	0-36	OC84	0-80		
2N4289	0-30	BF196	0-13	NE555	0-42	OC114	0-38		
2N5027	0-58	BF197	0-15	NKT128	0-46	OC122	1-00		
2N5088	0-88	BF197	0-15	NKT129	0-30	OC123	1-10		
23301	0-59	BF861	0-25	NKT213	0-25	OC129	1-00		
23304	1-15	BF898	0-25	NKT214	0-34	OC140	1-14		
23501	0-75	BFX12	0-20	NKT216	0-40	OC141	0-80		
23703	1-00	BFX13	0-20	NKT217	0-45	OC169	0-20		
40250	0-54	BFX30	0-28	NKT218	0-46	OC170	0-30		
40251	0-81	BFX30	0-28	NKT219	0-45	OC171	0-30		
AA129	0-20	BFX33	0-98	NKT222	0-30	OC200	1-00		
AAZ12	0-75	BFX63	0-50	NKT224	0-25	OC201	1-60		
AAZ13	0-12	BFX64	0-25	NKT251	0-24	OC202	0-50		
AAZ17	0-13	BFX85	0-28	NKT271	0-20	OC203	1-25		
AC107	0-61	BFX88	0-25	NKT272	0-20	OC204	1-50		
AC126	0-25	BFY11	0-50	NKT273	0-20	OC205	1-75		
AC127	0-25	BFY12	0-40	NKT275	0-25	OC206	1-75		
AC128	0-15	BFY17	0-40	NKT278	0-25	OC207	1-10		
AC187	0-21	BFY18	0-45	NKT303	1-00	OC470	0-30		
AC188	0-20	BFY19	0-55	NKT304	1-00	OCP71	1-20		
ACY17	0-75	BFY24	0-45	NKT404	1-00	ORP12	0-60		
ACY18	0-35	BFY44	1-00	NKT773	0-25	ORP20	0-55		
ACY19	0-35	BFY50	0-21	NKT773	0-25	ORP81	0-48		
ACY20	0-35	BFY51	0-20	NKT773	0-25	SX68	0-20		
ACY21	0-25	BFY52	0-20	NKT777	0-88	SX631	0-45		
ACY22	0-25	BFY53	0-17	OA5	0-72	SX635	0-55		
ACY28	0-20	BR100	0-81	OA6	0-12	SX640	0-75		
ACY29	0-78	BR100	0-40	OA7	0-08	SX641	0-75		
ACY40	0-22	BXK27	0-60	OA70	0-10	SX642	0-60		
ACY41	0-22	BXK60	0-93	OA73	0-15	SX644	0-85		
ACY44	0-32	BXK76	0-18	OA79	0-15	SX645	0-85		
AD140	0-50	BSY26	0-17	OA79	0-15	TIC44	0-29		
AD149	0-75	BSY27	0-20	OA81	0-18	V15/30P	0-75		
AD161	0-44	BSY26	0-17	OA85	0-15	V30/201P	0-75		
AD162	0-44	BSY27	0-20	OA86	0-15	V60/201	0-50		
AF106	0-30	BSY51	0-80	OA90	0-07	V60/201P	0-75		
AF114	0-25	BSY95A	0-12	OA91	0-07	XA101	0-10		
AF116	0-25	BT102/500LR	0-28	OA95	0-07	XA102	0-18		
AF117	0-24	BT102/500LR	0-28	OA200	0-08	XA151	0-15		
AF118	0-57	BT102/500LR	0-28	OA202	0-08	XA152	0-15		
AF119	0-80	BTY79/100R	0-75	OA210	0-20	XA161	0-85		
AF124	0-30	BTY79/100R	0-75	OA211	0-20	XA162	0-25		
AF125	0-30	BTY79/400R	0-75	OA211	1-50	XB101	0-53		
AF127	0-30	BTY79/400R	0-75	OAZ200	0-50	XB101	0-53		
AF139	0-41	BY106	0-27	OAZ200	0-50	XB102	0-30		
AF178	0-55	BY126	0-14	OAZ202	0-45	XB103	0-35		
AF179	0-65	BY127	0-12	OAZ202	0-45	XB103	0-35		
AF180	0-65	BY182	0-85	OAZ203	0-45	XB113	0-80		

Open daily to callers: Mon.-Fri. 9 a.m.-5 p.m.
Valves, Tubes and Transistors • Closed Saturday
Terms C.W.O. only • Tel. 01-677 2424-7
Quotations for any valves not listed.
Post and Packing 15p per order.
V.A.T. to be added. Plastic Transistors 12½%.
Metal Can Transistors 8%. Integrated Circuits 8%.

Prices correct
when going
to press.

CAMERA KITS AND READY BUILT MODULES




Whether professional,
student, teacher or amateur,
a CROFTON module is the answer

INTEGRATED CIRCUITS

7400	0-16
7401	0-16
7402	0-16
7403	0-16
7404	0-28
7405	0-22
7406	0-48
7407	0-42
7408	0-28
7409	0-28
7410	0-18
7411	0-25
7412	0-20
7413	0-38
7416	0-86
7417	0-86
7420	0-16
7422	0-28
7423	0-27
7427	0-40
7428	0-40
7430	0-18
7432	0-87
7437	0-27
7438	0-37
7440	0-22
7441AN	0-92
7442	0-79
7450	0-18
7451	0-18
7453	0-18
7454	0-18
7460	0-18
7470	0-88
7472	0-41
7473	0-48
7474	0-48
7475	0-48
7476	0-45
7482	0-80
7483	1-10
7484	1-00
7486	0-47
7490	0-55
7491	1-00
7492	1-00
7493	0-70
7494	0-80
7495	0-80
7496	0-80
7497	0-80
74100	1-89
74107	1-45
74110	0-68
74111	0-88
74118	0-50
74119	1-68
74121	0-80
74122	0-70
74123	1-00
74141	0-90
74145	1-28
74150	1-75
74151	1-00
74154	2-00
74155	1-00
74165	1-00
74166	1-00
74167	0-95
74170	2-82
74175	1-10
74182	2-00
74183	2-00
74184	2-00
74185	2-00
74186	2-00
74187	2-00
74188	2-00
74189	2-00
74190	2-00
74191	2-00
74192	2-00
74193	2-00
74194	2-00
74195	2-00
74196	2-00
74197	2-00
74198	2-00
74199	2-00

FEATURED IN "SOUND DESIGN"



READY-MADE INSTRUMENTS AVAILABLE

THE MINISONIC 2

probably represents the best value for
money in electronic music today.

Kits are available for complete instruments or
individual sections, or for the conversion of Mk. 1
Minisonics to Mk. 2 specification. (Conversion details apply to Eaton Audio
P.C.B.s, but may be adapted to suit others.)
In order to ensure that the appearance of the complete instrument
enhances its performance, a complete cabinet kit is available, incorporating
a fully finished black enamelled, silk-screened front panel, with matching back
and base, and solid Afromosia end-cheeks. This kit also includes all switches,
knobs, sockets, screws and panel indicators. Suitable keyboards and contact
assemblies are also in stock.

Cabinet Kit (inc. Keyboard, etc.)		CONVERSION KITS	
MS/2-1 & 2	£192-64	Auxiliary Functions Kit MS/2-14C	£11-87
Keyboard Controller MS/2-3	£8-87	Oscillator Conversion Kit MS/2-15C	£11-84
Voltage Controlled Oscillator MS/2-4	£16-96	(Note—2 off MS/2-15C required)	
(Note—2 off MS/2-4 required)			
Sync. Kit MS/2-4 sync		SEPARATE ITEMS	
Envelope Shaper/V			



WILMSLOW AUDIO

THE Firm for speakers!

SPEAKERS

Baker Group 25, 3, 8 or 15 ohm £8-00
 Baker Group 35, 3, 8 or 15 ohm £10-75
 Baker Group 50/12 8 or 15 ohm £14-00
 Baker Group 50/15 8 or 15 ohm £18-82
 Baker Deluxe 124, 8 or 15 ohm £12-38
 Baker Major 3, 8 or 15 ohm £10-86
 Baker Superb 8 or 15 ohm £18-31
 Baker Regent 12in 8 or 15 ohm £9-00
 Baker Auditorium 12in 8 or 15 ohm £14-85
 Baker Auditorium 15in 8 or 15 ohm £19-41
 Castle 8RS/DD 4 or 8 ohm £9-28
 Celestion G12M 8 or 15 ohm £13-50
 Celestion G12H 8 or 15 ohm £16-75
 Celestion G12/50 8 or 15 ohm £16-50
 Celestion G12/50TC 8 or 15 ohm £18-00
 Celestion G12/50 2236 s/cone £16-50
 Celestion G12/50 2239 s/cone, alum dome £17-00
 Celestion G15C 8 or 15 ohm £26-95
 Celestion G18C 8 or 15 ohm £34-50
 Celestion HF1300 8 or 15 ohm £7-75
 Celestion HF2000 8 ohm £9-50
 Celestion MH1000 8 or 15 ohm £13-50
 Celestion C03K £4-46
 Decca London ribbon horn £28-85
 Decca London CO/1000/8 crossover £8-95
 Decca DK30 ribbon horn £19-85
 Decca CO/1/6 crossover (DK30) £4-75
 EMI 150 13 x 8in d/cone 8 ohm £19-00
 EMI 13 x 8in 20W bass 8 ohm £9-00
 EMI 14 x 9in bass 8 ohms, 14A770 £11-92
 EMI 8 x 5in, 10W, d/cone, roll surr. £3-56
 EMI 6 1/2in d/cone, roll surr., 8 ohm £3-93
 EMI 8in roll surr. bass £5-73
 EMI 5in mid range £3-50
 Elac 59RM 109 (15 ohm), 59RM114 (8 ohm) £3-38
 Elac 6 1/2in d/cone, roll surr., 8 ohm £3-83
 Elac 10in 10RM239, 8 ohm £3-83
 Eagle Crossover 3000Hz 3, 8 or 15 ohm £1-57
 Eagle FR4 £5-51
 Eagle FR65 £8-95
 Eagle FR8 £11-95
 Eagle FR10 £14-00
 Eagle HT15 £3-86
 Eagle HT21 £4-95
 Eagle MHT10 £4-00
 Eagle FF28 Multicell, horn £8-10
 Fane Pop 15, 8 or 16 ohm £5-80
 Fane Pop 33T, 8 or 16 ohm £8-75
 Fane Pop 50, 8 or 16 ohm £12-50
 Fane Pop 55, 8 or 16 ohm £15-50
 Fane Pop 60, 8 or 16 ohm £17-95
 Fane Pop 70, 8 or 16 ohm £18-75
 Fane Pop 100, 8 or 16 ohm £27-95
 Fane Crescendo 12A, 8 or 16 ohm £37-95
 Fane Crescendo 12BL, 8 or 16 ohm £39-95
 Fane Crescendo 15/100A, 8 or 16 ohm £49-95
 Fane Crescendo 15/125, 8 or 16 ohm £59-95
 Fane Crescendo 18, 8 or 16 ohm £57-95
 Fane 910 Mk II horn £15-75

SPEAKERS

Fane 920 Mk II horn £39-95
 Fane HPX1 crossover 200W £2-50
 Fane 13 x 8in, 15W dual cone £5-50
 Fane 801T 8in d/c, roll surr. £8-86
 Gauss 12in £95-00
 Gauss 15in £110-00
 Gauss 18in £121-00
 Goodmans Axiom 100 £7-00
 Goodmans Audiom 200 8 ohm £13-46
 Goodmans Axiom 402 8 or 15 ohm £19-80
 Goodmans Twinaxiom 8, 8 or 15 ohm £9-50
 Goodmans Twinaxiom 10, 8 or 15 ohm £9-86
 Goodmans 8P 8 or 15 ohm £8-20
 Goodmans 10P 8 or 15 ohm £4-50
 Goodmans 12P 8 or 15 ohm £14-95
 Goodmans 12PG 8 or 15 ohm £16-50
 Goodmans 12PD 8 or 15 ohm £16-95
 Goodmans 12AX 8 or 15 ohm £39-00
 Goodmans 15AX 8 or 15 ohm £45-00
 Goodmans 15P 8 or 15 ohm £22-50
 Goodmans 18P 8 or 15 ohm £39-00
 Goodmans Hifax 750P £16-00
 Goodmans 5in midrange 8 ohm £4-05
 Jordan Watts Module, 4, 8 or 15 ohm £15-36
 Kef T27 £5-18
 Kef T15 £6-25
 Kef B110 £6-75
 Kef B200 £7-85
 Kef B139 £15-08
 Kef DN8 £2-08
 Kef DN12 £5-39
 Kef DN13 SP1015 or SP1017 £4-05
 Lowthe, PM6 £30-60
 Lowther PM6 Mk 1 £32-85
 Lowther PM7 £48-60
 Peerless KO10DT 4 or 8 ohm £7-25
 Peerless DT10HFC 8 ohm £8-26
 Peerless KO40MRF 8 ohm £9-50
 Peerless MT225HCF 8 ohm £2-95
 Richard Allan CA12 12in bass £19-80
 Richard Allan HP8B £11-93
 Richard Allan LP8B £8-33
 Richard Allan DT20 £6-08
 Richard Allan CN8280 £16-20
 Richard Allan CN820 £3-15
 Richard Allan Super Disco 60W 12in £16-95
 Richard Allen CG15 15in bass £27-45
 Richard Allan Super Disco 12in 60 watt £16-95
 Richard Allan Super Disco 10in 50 watt £13-25
 Richard Allan Super Disco 8in 50 watt £12-95
 Radford BD25 £22-00
 Radford MD9 £10-50
 Radford MD6 £12-50
 Radford TD3 £7-25
 Radford Cross Over Network £13-00
 STC 4001G £5-90
 STC 4001K £5-90
 Tannoy 10in Monitor HPD £78-00

Tannoy 12in Monitor HPD £86-00
 Tannoy 15in Monitor HPD £99-95
 Wharfedale Super 10 RS/DD 8 ohm £13-50

SPEAKER KITS

Baker Major Module 3, 8 or 15 ohm each £13-28
 Fane Mode One Mk II 15W each £10-35
 Fane D40 Disco Kit each £19-95
 Goodmans DIN 20 4 or 8 ohm each £13-28
 Goodmans Mezzo Twin kit pair £48-50
 Helme XLK 30 pair £21-95
 Helme XLK 35 pair £28-75
 Helme XLK 40 pair £38-50
 Kefkit 1 each £51-00
 Kefkit III each £46-00
 Peerless 1060 pair £54-00
 Peerless 1070 each £46-50
 Peerless 1120 each £54-00
 Peerless 2050 pair 39-50
 Peerless 2060 pair £53-00
 Richard Allan Twin assembly each £13-46
 Richard Allan Triple 8 each £20-25
 Richard Allan Triple 12 each £25-18
 Richard Allan Super Triple each £29-25
 Richard Allan RA8 Kit pair £37-60
 Richard Allan RA82 Kit pair £59-40
 Richard Allan RA82L Kit pair £65-70
 Wharfedale Linton II kit pair £21-50
 Wharfedale Glendale 3XP kit pair £47-70
 Wharfedale Dovedale III kit pair £59-40
 Wharfedale Denton 2XD kit pair £23-25

HI-FI ON DEMONSTRATION In our showrooms:

Akai, Armstrong, Bowers & Wilkins, Castle, Celestion, Dual, Goodmans, Kef, Leak, Pioneer, Radford, Richard Allan, Rotel, Tandberg, Trilo, Videotone, Wharfedale, etc.—ask for our Hi-Fi discount price list.

THIS MONTH'S SPECIALS! (Carr. £2)

Pioneer SX737 £179-00
 Rotel RD20 £135-00
 Rotel RA312 £75-85
 Videotone Saphir 1 pair £52-00
 Videotone Minimax 2 pair £39-00

We stock the complete Radford range of amplifiers, preamplifiers, power amplifiers, tuners, etc., and also Radford Audio Laboratory equipment, low distortion oscillator, distortion measuring set, audio noise meter, etc.

ALL PRICES INCLUDE VAT (PRICES CORRECT AT 8-7-76)
 Send stamp for free 32 page booklet "Choosing a Speaker"

ALL UNITS GUARANTEED NEW AND PERFECT
 Carriage and insurance: Speakers 55p each (12in and up 85p each), Kits £1 each (£2 per pair); Tweeters and Crossovers 33p each.

WILMSLOW AUDIO

Dept PE

Loudspeakers, mail order and export:
 Swan Works, Bank Square, Wilmslow.

Hi-Fi, Radio and TV: Swift of Wilmslow,
 5 Swan Street, Wilmslow, Cheshire.

PA, Hi-Fi and Accessories: Wilmslow
 Audio, 10 Swan Street, Wilmslow,
 Cheshire.

Telephone: Loudspeakers, mail order and
 export—Wilmslow 29599; Hi-Fi, Radio,
 etc.—Wilmslow 26213.

Access and Barclaycard orders accepted by phone

Complete kits in stock for Radford Studio 90, Radford Monitor 180, Radford Studio 270, Radford Studio 360, Hi-Fi Answers Monitor (Rogers), Hi-Fi News No Compromise (Frisby), Hi-Fi News State of the Art, Wireless World Transmission Line (Bailey), Practical Hi-Fi and Audio Monitor (Giles), Practical Hi-Fi and Audio Triangle (Giles), Popular Hi-Fi (Colloms), etc.


On dem. Answers Monitor, State of Art, etc.

Construction leaflets for Radford, Kef, Jordan Watts, Tannoy, Hi-Fi Answers Monitor, free on request.

P.A. amplifiers, microphones, etc., by Shure, Linear, Eagle, Beyer, AKG, etc.

FREE with orders over £10—"Hi-Fi Loudspeaker Enclosures" book.

NEW ELECTRONIC MASTER KIT



Another completely solderless Electronic Construction Kit with many more projects, including transistor radios of various types and wavebands. Amplifiers, metronome, sound amplifier, transistor tester signal generator, quick check component tester, tuners, crystal set, morse code practice oscillator with morse key, AF oscillator, etc. Also a special project VHF aircraft receiver!

£14.99

Complete kit of parts including construction plans. Post, packing and insurance.

And all these components: 2 interchangeable control panels (ready drilled); 4 solderless construction boards (ready drilled); large 13 x 9 1/2 in. baseboard (ready drilled); ready-wound medium wave, long wave, short wave and VHF coils; 7 in. ferrite rod; quality 5 x 3 in. loudspeaker; crystal earpiece. Also: knobs, dial, wire, sleeving, capacitors, resistors, transistors, battery straps, connector clips, screws, nuts and bolts, potentiometers, tuning capacitors, instruction manual and pictorial diagrams.

V.H.F. AIR CONVERTER KIT

Build this converter kit and receive the aircraft band by placing it by the side of a radio tuned to medium wave or the long wave band and operating as shown in the instructions supplied free with all parts.

Use a retractable chrome plated telescopic aerial, gain control, V.H.F. tuning capacitor, transistor, etc. All parts including case and plans

£3.95 P.P. & Ins. 45p



NEW ROAMER TEN MODEL RK3

MULTIBAND V.H.F. AND A.M. RECEIVER.


13 TRANSISTORS AND FIVE DIODES. QUALITY 5" x 3" LOUSPEAKERS.

WITH Multiband V.H.F. section covering Mobiles, Air, T.V. Sound, Local V.H.F. Stations, etc. And Multiband A.M. section with Airspaced Slow Motion Drive Tuning Capacitor for easier and accurate tuning, covering M.W.1, M.W.2, L.W. Three Short Wave Bands S.W.1, S.W.2, S.W.3 and Trawler Band. Built-in Ferrite Rod Aerial for Medium Wave, Long Wave and Trawler Band, etc., Chrome Plated 7 section Telescopic Aerial, angled and rotatable for peak Short Wave and V.H.F. reception. Push Pull output using 600mW Transistors. Gain, Wave-Change and tone Controls. Plus two Slider Switches. Negative Feedback circuit and SPECIAL POWER BOOSTER SOCKET AND RESISTOR, to virtually double gain if required. Powered by P.P. 9.9 volt Battery.

Complete kit of parts including carrying strap, Building Instructions and operating Manuals. **£13.99**

Inc. P. & P.

Case enclosure kit (if required), £1.80 Inc. P.P. and Ins.




POCKET FIVE

Now with 3in Loudspeaker

3 tunable wavebands: MW, LW and trawler band. 7 stages, 3 transistors and 2 diodes, supersensitive ferrite rod aerial, attractive black and gold case. Size 5 1/2 in x 1 1/2 in x 3 1/2 in approx.

Complete kit of parts including construction plans.

Total Building Costs: **£4.50** P.P. and Ins. 60p




TRANS EIGHT 8 TRANSISTORS AND 3 DIODES

6 tunable wavebands: MW, LW, SW1, SW2, SW3 and Trawler band. Sensitive ferrite rod aerial for MW and LW. Telescopic aerial for short waves. 3in speaker. 8 improved type transistors plus 3 diodes. Attractive case in black with red grille, dial and black knobs with polished metal inserts. Size 9 x 5 1/2 x 2 1/2 in approx. Push-pull output. Battery economiser switch for extended battery life. Ample power to drive a larger speaker.

Complete kit of parts including construction plans **£7.50**

P. & P. + Ins. 70p




ELECTRONIC CONSTRUCTION KITS

E.C.K. 2 Self Contained Multi-Band V.H.F. Receiver Kit.

8 transistors and 3 diodes. Push pull output. 3in loudspeaker, gain control, superb 9 section swivel ratchet and retractable chrome plated telescopic aerial, V.H.F. tuning capacitor, resistors, capacitors, transistors, etc. Will receive T.V. sound, public service band, aircraft, V.H.F. local stations, etc. Operates from a 9 volt P.P. 7 battery (not supplied with kit).

Complete kit of parts **£7.95** P.P. and Ins. 70p




Including Construction Plans

E.C.K. 4

7 Transistors, 6 tunable wavebands, MW, LW, Trawler Band, 3 Short Wave Bands. Receiver Kit.

With 3in x 3in loudspeaker. Push pull output stage, gain control, and rotary switch. 7 transistors and 4 diodes. 6 section chrome-plated telescopic aerial. 3in sensitive ready wound ferrite rod aerial, tuning capacitor, resistors, capacitors, etc. Operates from a 9 volt P.P. 7 battery (not supplied with kit).


Complete kit of parts **£7.25** P.P. and Ins. 70p



Including Construction Plans

EDU-KIT MAJOR

COMPLETELY SOLDERLESS ELECTRONIC CONSTRUCTION KIT BUILD THESE PROJECTS WITHOUT SOLDERING IRON OR SOLDER



- 4 Transistor Earpiece Radio
- Signal Tracer
- Signal Injector
- Transistor Tester NPN—PNP
- 4 Transistor Push Pull Amplifier
- 5 Transistor Push Pull Amplifier
- 7 Transistor Loudspeaker Radio MW/LW.
- 5 Transistor Short Wave Radio
- Electronic Metronome
- Electronic NoiseGenerator
- Batteryless Crystal Radio
- OneTransistor Radio
- 2 Transistor Regenerative Radio
- 3 Transistor Regenerative Radio
- Audible Continuity Tester
- Sensitive Pre-Amplifier,

- Components include: ● 24 Resistors ● 21 Capacitors ● 10 Transistors
- 3 1/2" Loudspeaker ● Earpiece ● Mica Baseboard ● 3 12-way Connectors
- 2 Volume Controls ● 2 Slider Switches ● 1 Tuning Condenser
- 3 Knobs ● Ready Wound MW/LW/SW Coils ● Ferrite Rod
- 6 1/2 yards of wire ● 1 yard of sleeving, etc.

Complete kit of parts including construction plans

£9.00 Total building costs. P.P. and Ins. 85p

ROAMER SIX

CASE AND LOOKS AS TRANS-EIGHT

6 tunable wavebands: MW, LW, SW1, SW2, trawler band plus an extra medium waveband for easier tuning of Luxembourg, etc. Sensitive ferrite rod aerial and telescopic aerial for short waves. 3in speaker. 8 stages—6 transistors and 2 diodes. Attractive black case with red grille, dial and black knobs with polished metal inserts. Size 9 x 5 1/2 x 2 1/2 in approx.

Complete kit of parts including construction plans **£7.10**

P. & P. + Ins. 70p

RADIO EXCHANGE LTD.,

61A HIGH STREET,
BEDFORD MK40 1SA
Tel: 0234 52367

REG NO. 788372

- Callers side entrance "Lavelis" Shop.
- Open 10-1, 2.30-4.30 Mon.-Fri. 9-12 Sat.

I enclose £.....for.....

Name

Address

..... PE10/76

GOOD MEASURE

HOME constructors have the good fortune to be involved with a technology based essentially upon devices which have tended to become cheaper over the years. Translated into terms of cost per circuit function, the fall in semiconductor prices is quite dramatic. This fact may be overlooked when costs for a project appear to mount up. The real reason is likely to be the inherent, but not always obvious, advanced design features leading to a more versatile and reliable piece of equipment. In real value-for-money terms, item for item there is no doubt that electronics sets a fine example for all other manufacturing businesses.

From the hardware of electronics let us now turn to the important matter of communication between designer and constructor. This is our own particular neck of the woods, nevertheless what we have to say in this regard is strictly objective and will we hope receive a broad measure of agreement from our readers.

If we look back five or more years ago, an average type of design for the home constructor would involve, typically, six active devices, each performing a single function. This circuit diagram would occupy about half a page in this magazine. Today that same area of page is likely to contain a diagram incorporating that same number of i.c.s. And what a magnification of circuitry this indeed represents: For if we consider a simple digital system, this could amount to a sixfold increase in circuit functions; or if linear i.c.s are considered, the function performed by each one if converted to discrete component terms would probably require for itself more space than that occupied by the entire circuit in its contemporary form. The kind of circuit composition we are considering is now commonplace and is accepted without a further thought (although all-discrete circuits continue to flourish alongside). And it does not stop there. Larger and more complex diagrams frequently appear and they may occupy a whole page or several—in the latter event being broken down into convenient sections that usually coincide with practical assemblies.

It is demonstrably clear that overall the wealth of circuit information carried per square inch (or cm^2) of printing area has steadily increased over the years. This brings us to another point which normally escapes attention. Even though much detailed 'conventional' circuitry is not revealed, but is represented by i.c. symbols, the work involved in preparing diagrams for publication is greater than in pre i.c. days. And circuit diagrams are only part of the graphics called for in constructional articles. The component layout and wiring diagrams reflect in the practical form the increased complexity of many designs. The high population density of p.c.b.s and circuit boards entails correspondingly greater effort in their detailed illustration.

Productivity-wise we believe there is justification for drawing a parallel between the good value-for-money performance of electronic component manufacturers over past years and a publication such as ours. Within our standard format we have packed an ever-increasing amount of technical information and practical know-how, whether in the discrete or integrated form. We shall continue to do so. It is therefore all the more important to make clear to our readers that the extra 5p on the cover price as from this month has nothing at all to do with electronics. We are caught up in the general problems affecting the publishing world. The most serious being the rising cost of newsprint.

F.E.B.

Editor
F. E. BENNETT

Editorial
G. C. ARNOLD *Assistant Editor*
D. BARRINGTON *Production Editor*
G. GODBOLD *Technical Editor*
R. W. LAWRENCE, B.Sc.

Art Dept.
J. D. POUNTNEY *Art Editor*
D. J. GOODING
R. J. GOODMAN
K. A. WOODRUFF

Advertisement Manager
D. W. B. TILLEARD
Phone: 01-634 4444

P. J. MEW
Phone: 01-634 4444

C. R. BROWN *Classified*
Phone: 01-261 5762

Editorial & Advertising Offices:
Fleetway House, Farringdon St.
London EC4A 4AD
Phone: Editorial 01-634 4452
Advertisements 01-634 4444



CINE / TAPE SYNCHRONISER

By N.V. DAVIES

... featuring a CMOS 12-bit magnitude comparator

ALTHOUGH sound cameras and projectors which allow direct recording of a sound track on magnetic striped film are now available, these are necessarily more expensive and usually offer fewer facilities than their silent counterparts.

The displacement of the sound along the film from the pictures to which it relates causes problems when editing the film. A system where the sound track is recorded separately therefore still has much to recommend it.

USING TAPE RECORDERS

Many cine enthusiasts must have considered using the domestic tape recorder for the purpose of recording film sound tracks, but anyone who has tried this will have discovered that minor variations between the projector and tape recorder speed soon result in the sound and film becoming out of sync.

Various systems have been devised for synchronising the film and tape but these usually either involve some form of mechanical linkage between the projector and tape recorder (which would be difficult for the home constructor to produce) or an electronic system in which the phase of pulses obtained from the projector and tape recorder is compared and the difference signal used to control projector speed. An excellent synchroniser which worked on this principle was described in *PRACTICAL ELECTRONICS*, September 1969 (not available).

Synchronisers of the type described suffer from two basic weaknesses: it is necessary to start the projector and tape recorder simultaneously, and a sync error can occur during the run up before the two pulse trains lock into sync; also, if a momentary loss of sync occurs during projection (due, say, to a poor splice slowing the projector) an error of one or more pulses can occur before the trains lock into sync.

CMOS SYNCHRONISER

The CMOS Synchroniser overcomes the problems described above by using the pulses from the projector and tape recorder to clock two binary counters. The

numbers in each are continuously compared by a magnitude comparator and any difference is used to correct the projector speed.

Provided both counters are first reset to zero, it is possible to start the tape recorder first followed by the projector. The counter associated with the tape recorder will begin to clock up as soon as the tape recorder starts and will already contain a certain number by the time the projector is started while the projector counter will still be at zero.

The comparator will detect the difference between the two counters and control the projector to run at above synchronous speed until the numbers in the two counters become equal. This will be detected by the comparator which will slow the projector to synchronous speed. Any future loss of sync will result in a difference in the numbers in the two counters which will be detected and an appropriate correction made to the projector speed to restore sync.

COUNTER CAPACITY

In theory, each counter should have sufficient capacity to count the total number of pulses produced during the entire length of the reel of film as, if, due to loss of sync, one counter reaches its terminal count before the other and begins counting again from zero, the comparator will give the opposite correction signal to that required until the second counter also passes its terminal count.

In practice, the sync error at any time should be so small that both counters will reach their terminal count almost simultaneously and the period during which an incorrect speed correction signal will be given will be too short to be of practical significance.

Even so, the counter capacity should be as large as is reasonably practical. The author has found by experiment that a minimum count period of about one minute is necessary. At 54Hz (projector shutter frequency at a projection speed of 18 frames per second) this indicates a minimum counter capacity of 3240 and a twelve-stage binary counter which has a count capacity of 4096 will be the minimum suitable.

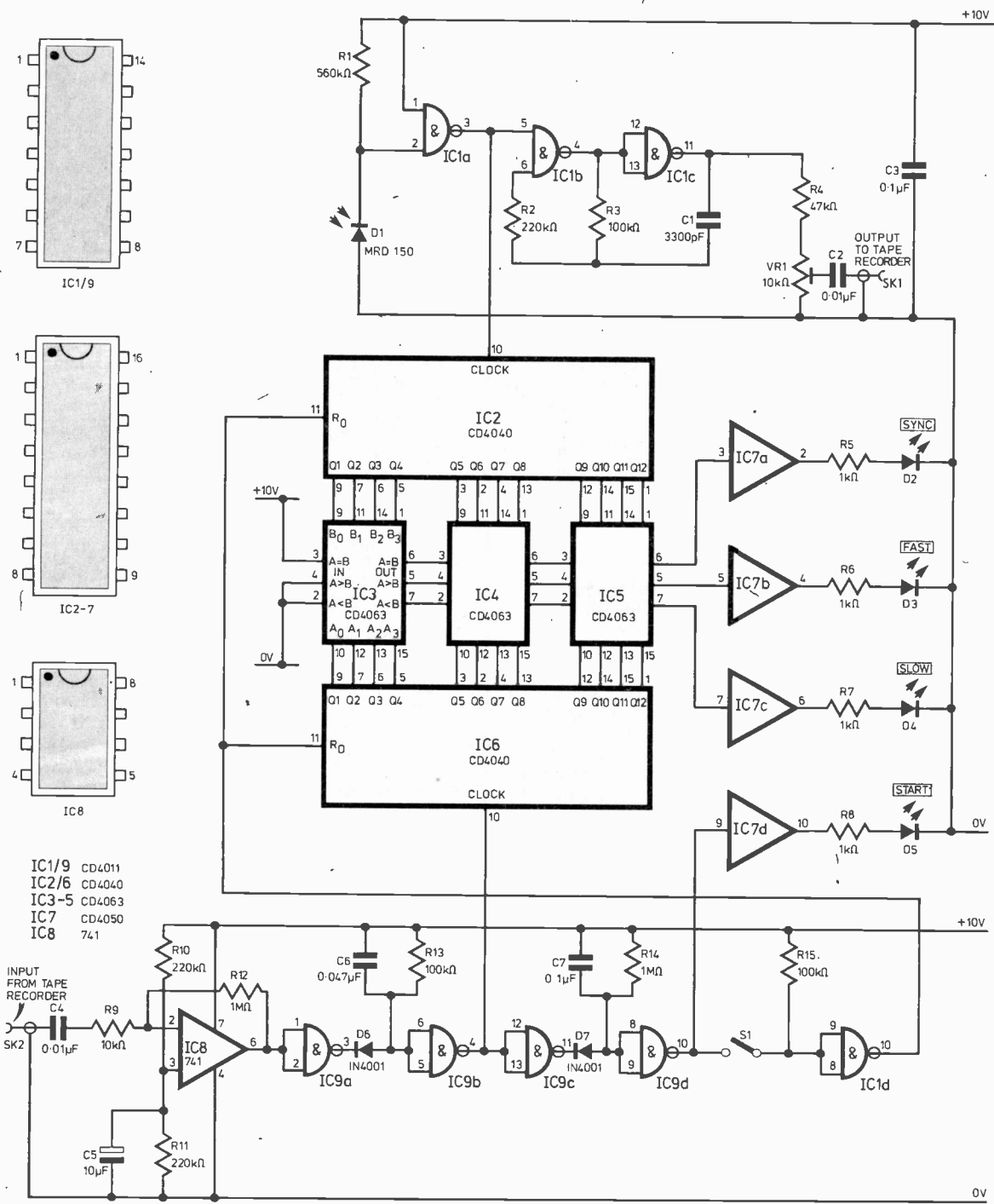


Fig. 1. Complete circuit of the Sync Indicator excluding the power supply

COMPONENTS . . .

The construction of a twelve-stage binary counter using discrete components would be a formidable task and the cost prohibitive. Even using TTL a number of i.c.s would be required.

A twelve-stage binary counter with separate outputs from each stage is available in a single 16-pin dual-in-line package in the CMOS range of i.c.s—the CD4040. This, together with the CD4063 four-bit magnitude comparator, enables the heart of the synchroniser to be built with five i.c.s.

PRACTICAL CONSIDERATIONS

Many constructors may be reluctant to risk invalidating manufacturers' guarantees by modifying their projectors or tape recorders. The CMOS Synchroniser has therefore been designed as a basic sync indicator which may be used with any variable speed projector and stereo tape recorder without modification. The projector speed must be adjusted manually as indicated by the sync indicator.

Next month, in Part 2, modifications and additions will be described which cover fully automatic synchronisation, automatic start and stop of the projector controlled by the tape pulses, and use with a mono tape recorder either by fitting an additional pulse head or by using perforated tape.

The use of the unit with cameras fitted with sound sync contacts to record full "lip sync sound" will also be covered. Some modifications to the projector and/or tape recorder may be necessary to incorporate these features.

THE SYNC INDICATOR CIRCUIT

The circuit diagram of the CMOS Synchroniser is shown in Fig. 1 and, as can be seen, this contains rather more than the five i.c.s mentioned earlier. The purpose of the additional components will be explained during the description of the circuit operation.

A photodiode, D1, is positioned so as to pick up light from the projector lens and is used to detect the opening and closing of the projector shutter. This photodiode is connected between one input of a two-input NAND gate IC1a and 0V and the same input is also connected to the 10V line by R1. The other input to the gate is unused and is connected to 10V.

When the projector shutter opens, the photodiode will conduct and the voltage at the input of IC1a will fall, switching its output to logic 1.

When the shutter closes the opposite will occur and the output of IC1a will switch to logic 0. Thus, when the projector is running, the output of IC1a will be a train of pulses at the projector shutter frequency and these pulses are used to clock the projector counter IC2.

MODULATION

Eight millimetre projectors operate at either 16 or 18 frames per second, depending on whether standard or Super 8 films are being used, and are usually fitted with three bladed shutters so the output of IC1a will be 48 or 54Hz.

Unfortunately the response of the average tape recorder to low frequency pulse waveforms leaves a lot to be desired and if these pulses were recorded directly the resulting distortion on playback could cause erratic operation of the tape pulse counter.

The pulses are therefore converted into bursts of about 1kHz square waves by the gated multivibrator IC1b and c and it is this waveform which is recorded, the output level being set by VR1.

SYNC INDICATOR

Resistors

R1	560k Ω
R2	220k Ω
R3	100k Ω
R4	47k Ω
R5-R8	1k Ω (4 off)
R9	10k Ω
R10	220k Ω
R11	220k Ω
R12	1M Ω
R13	100k Ω
R14	1M Ω
R15	100k Ω

All $\pm 5\%$ $\frac{1}{4}$ W carbon

Potentiometers

VR1 10k Ω vertical skeleton preset

Capacitors

C1	3300pF
C2	0.01 μ F
C3	0.1 μ F
C4	0.01 μ F
C5	10 μ F 10V elect.
C6	0.047 μ F
C7	0.1 μ F

All polyester or polycarbonate except C5

Diodes

D1	MRD150 photodiode (Motorola)
D2-D5	TIL209 i.e.d.s (4 off)
D6	1N4001
D7	1N4001

Integrated Circuits

IC1	CD4011 (or MC14011)
IC2	CD4040 (or MC14040)
IC3-IC5	CD4063 (or MC14063) (3 off)
IC6	CD4040 (or MC14040)
IC7	CD4050 (or MC14050)
IC8	Type 741 8-pin DIL
IC9	CD4011 (or MC14011)

Miscellaneous

S1	Single pole on/off
SK1, SK2	Sockets to suit (2 off)
	8-pin DIL socket, 14-pin DIL socket (2 off), 16-pin DIL socket (6 off)
	114 x 165mm DIP Breadboard (Vero)

PLAYBACK

On playback, the output from the tape recorder is amplified by IC8, a 741 operational amplifier connected for single supply operation.

The gain is set at 100 by R9 and R12, giving an input sensitivity of about 50mV which should be suitable for most tape recorders.

The output from IC8 is connected to a monostable, IC9a and b, which converts each burst of square waves back into a single pulse and these pulses are used to clock the tape pulse counter IC6.

The pulses are also applied to a further monostable (IC9c and d) with a longer time constant, the output of which will go to logic 1 and remain in this state so long as the train of pulses is applied to its input, but will revert to logic 0 when the pulses cease.

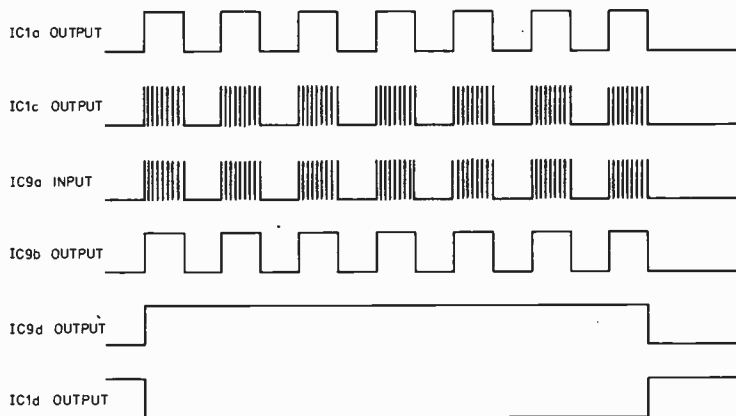


Fig. 2. Waveforms associated with the circuit of Fig. 1

The output from this second monostable is used to drive the START l.e.d. (D5) via the non-inverting buffer driver IC7d and is also used to reset the two counters after being inverted by IC1d. The result of this arrangement is that, with S1 closed, while no pulses are received from the tape recorder, both counters will be reset to zero and disabled, but as soon as pulses are received the counters will be enabled and the START l.e.d. will light.

MAGNITUDE COMPARATORS

The Q1 to Q12 outputs of the two counters are connected to the A and B inputs respectively of a twelve-bit magnitude comparator formed by connecting three CD4063 four-bit magnitude comparators in cascade.

The A=B, A>B and A<B outputs of the comparator are used to drive the SYNC, FAST and SLOW l.e.d.s (D2 to D4) via the non-inverting buffers IC7a, b and c. IC7 is a CD4050 hex non-inverting buffer driver and the two remaining buffers in the package are not used in this circuit so their inputs are tied to 10V to prevent damage due to static build up. IC1 and IC9 are both CD4011 quad two-input NAND gates and the two counters are CD4040 12-stage binary counters.

The purpose of S1 is to disable the automatic counter and its use will be described next month.

COMPONENTS ...

MAINS POWER SUPPLY

Resistor

R16 100Ω 1W

Capacitors

C8 100μF 35V elect.

C9 100μF 35V elect.

Diodes

D8-D11 1N4001 (4 off)

D12 10V 1.5W Zener

Transformer

T1 Mains primary,
12V 100mA secondary (see text)

Miscellaneous

S2 Double pole mains switch

FS1 1A fuse and holder

LP1 Mains neon indicator

Waveforms at various points in the circuit are shown in Fig. 2.

POWER SUPPLIES

The power consumed by the CMOS i.c.s is extremely small at the frequency involved and the complete Sync Indicator uses only about 20mA. The CMOS i.c.s operate from as little as three volts, but a minimum of about eight volts is needed for the 741 and to obtain adequate brightness for the l.e.d.s. The unit may therefore be powered by a small nine volt battery such as a PP3 or PP9.

The circuit of a suitable mains power supply with a simple Zener stabilised supply for the i.c.s is shown in Fig. 3. The supply has sufficient capacity to power the fully automatic version of the synchroniser to be described next month.

If the unit is built into a tape recorder, it may be possible to obtain power supplies from the tape amplifier power supply. The stabiliser circuit from Fig. 3 could then be used, R16 being changed to suit the supply available.

If the unit is built into a projector fitted with a low voltage projection lamp, it may be possible to obtain power supplies from the lamp transformer using this in place of T1 in Fig. 3.

It is most important to check that this is an isolated winding and not an auto transformer with one side of the winding connected to the mains. If there is any doubt whatsoever about this point, then this power source should not, in any circumstances, be used.

Next Month: Construction, Setting-up and using the Synchroniser.

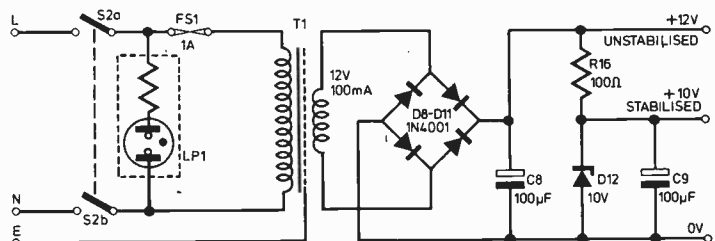



Fig. 3. Circuit diagram of a suitable mains power supply. This supply is capable of driving the automatic synchroniser. The transformer can be that used for the projector lamp if this is suitable

CASSETTE PLAYER

POWER SUPPLY

By H.T. KITCHEN



THE power supply to be described was built to enable a battery powered cassette recorder to be mains powered, thereby enabling the internal batteries, which grow increasingly more expensive, to be reserved for outdoor use.

DESIGN REQUIREMENTS

Measurements made on a fresh battery pack, reading precisely 6 volts on load, showed that on replay the current consumption varied between 125mA on quiet passages to 260mA at full blast. The maximum current on rewind or fast forward was 220mA, whilst stall current was 300mA. 300mA was, therefore, the minimum current to be delivered by a mains powered supply. The initial outlay on such a supply is fairly modest, and if the cassette recorder is at all much used—as most are, at full blast—then the initial outlay is speedily recouped in that batteries only have to be purchased infrequently, if at all.

Anticipating future requirements, of various kinds, it was decided that some form of voltage stabilisation was desirable, and since the power supply was intended for use by a young child, who is as careless as most children of her age, protection against short circuits was definitely essential.

CIRCUIT

The circuit is shown in Fig. 1. The mains transformer, T1, has two secondaries of 12-0-12 volts and 2-0-2 volts at $\frac{1}{2}$ A, of which only the former is used in this application. The a.c. voltage is rectified by D1 and D2, to provide about 16.8 volts across C1 off-load, this being the peak value of the 12 volts a.c. This voltage is applied to the collector of the series pass transistor, TR2, the base of which is held at a constant 6.8 volts—or what ever the Zener voltage happens to be, the Zener current being provided by R2. The output will therefore be the Zener voltage, minus the V_{be} of TR2, typically 0.7 volts.

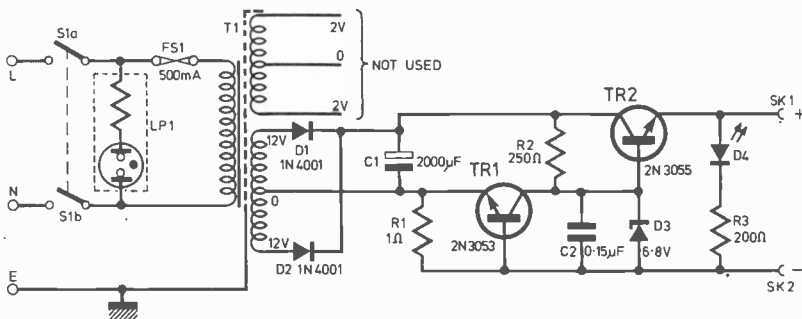


Fig. 1. Circuit of Power Supply



To provide any given voltage, it is only necessary to select a Zener having a voltage exceeding the required voltage by 0.7 volts.

Zeners, like all components, have tolerance spreads, the best being held to a tolerance of ± 5 per cent. Cheaper Zeners have tolerances of ± 10 per cent. In other words, the actual Zener voltage will lie within the tolerance for that particular device. The output voltage obtained may therefore be above, or below, the nominal Zener voltage, again minus the V_{be} of TR2. If this happens, the constructor has several choices. He can put up with the voltage he has; he can replace the Zener, but he will have no guarantee that the replacement will do the trick, unless he can preselect the actual voltage from a batch of nominally similar Zeners; or he can resort to level shifting.

This is an old trick whereby an ordinary silicon diode is connected in series with the Zener, and since this has a voltage drop of, again, 0.7 volts, the output will be correspondingly raised. This is a useful ploy where, say, a 9 volt output is required from a 9.1 volt Zener, the nearest standard value.

BASE CURRENT

To ensure that the series pass transistor operates correctly, and that the output voltage does not sag excessively under load, it is necessary to provide it

COMPONENTS . . .

Resistors

R1 1 Ω wirewound R3 200 Ω $\frac{1}{2}$ W
R2 250 Ω wirewound

Capacitors

C1 2000 μ F 25 V elect.
C2 0.15 μ F

Semiconductors

TR1 2N3053
TR2 2N3055
D1-D2—1N4001, D3-6.8V $\frac{1}{2}$ W Zener, D4-2V 40mA l.e.d.

Transformer

T1 Type 28T05 (Electrovalue)

Miscellaneous

S1—Double pole mains on/off. Mod-2 type A case (West Hyde Developments)

FS1—500mA

with an adequate base current. The simplest way of achieving the required result is to ensure that the Zener is passing more than the current required by the base of TR2, and this is simply calculated by dividing the required maximum emitter current by the h_{FE} of TR2. For the 2N3055 used, this is 13.5mA.

To ensure that the Zener's slope resistance is not adversely affected, we can double the current flowing in the Zener, and this will enable a 250mW Zener to be used.

Capacitor C2 across the Zener serves to suppress Zener noise, and must not be increased in value; to do so is to invite the destruction of TR2, for in the event of a short circuit at the output the capacitor will discharge through the low impedance offered by the base/emitter junction of TR2.

CURRENT LIMITING

The total output current flows through R1, and this includes the current consumed by the Zener and by the l.e.d.; these are small in comparison to the load current and can be disregarded.

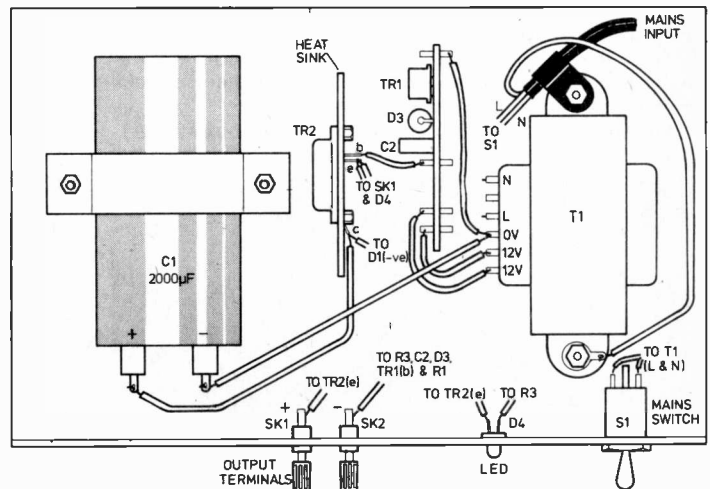
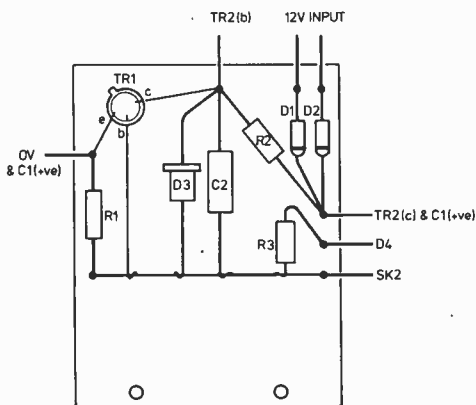


Fig. 2. Small Veroboard layout and general component assembly

The V_{be} necessary for a silicon transistor to turn on is around 0.7 volts, and until the voltage across R1 approaches this value TR1 plays no active part in the proceedings. As soon as the V_{be} is sufficient, TR1 turns on and, since its collector is connected to the junction of D3, R2, and TR2's base, it begins to divert current away from D3, and then from the base of TR2.

The total current that TR2 can pass is therefore directly related to the voltage dropped across R1. In the prototype R1 just allowed 500mA to flow, at which point the supply voltage had dropped by only 200mV. Short circuiting the output increased the current to only 600mA, well within the ratings of the components used.

The heatsink used was a piece of $\frac{1}{8}$ in aluminium $2\frac{3}{8} \times 3\frac{1}{2}$ in secured to the bottom of the case. Since the collector and case of TR2 are common, a mica washer and insulating bushes must be used.

Indication that the power supply is switched on is by means of an l.e.d. connected across the output. R3 limits the current to the l.e.d. to 20mA. If the output is short circuited, the l.e.d. should extinguish, making the user look for the reason.

CONSTRUCTION

The unit was built into a Mod-2 case from West Hyde Developments. With the exception of T1, C1 and TR2, all the components were accommodated on a piece of plain 0.1in Veroboard $2\text{in} \times 2\frac{1}{2}\text{in}$, with a little room to spare. All interconnections were on the reverse, flying leads being used to connect the board to the other components.

With all wiring completed, a careful check should be made for errors. The supply can then be

switched on and the output voltage checked which should be about 6V.

LOAD MEASUREMENTS

The regulation can be checked by applying various resistive loads and checking the fall in output voltage with increasing current; on the prototype a fall in output voltage of 200mV occurred when the maximum rated current was drawn. The ripple voltage, measured on an a.c. millivoltmeter was $440\mu\text{V}$ at maximum current.

The output short circuit current can be checked by applying a suitable current meter straight across the output terminals, and although the resistance of the meter will mean that the real short circuit current will be somewhat greater, the difference is not worth worrying about. The measured short circuit current was, in fact, 600mA.

CAR USE

The circuit from C1 onwards is an ideal one for running equipment requiring less than the nominal 12 volts of the car battery. The author has built such a regulator straight into an extruded finned heat sink, the components, C1 excluded, being self supporting in the area reserved for the TO3 power transistor, that is, held together by their leads, and then being encapsulated in an epoxy resin.

The encapsulation serves a dual purpose. It prevents the components moving around, and it also serves to prevent the ingress of contaminants thus allowing the complete assembly to be mounted in any convenient position, but not in the vicinity of the exhaust pipe or other heat radiating members of the engine. ★

The PE WIRE BENDING GAUGE

YOUR free PE Wire Bending Gauge has been designed mainly for use on 0.1 inch matrix perforated circuit board and Veroboard, but can also be employed on 0.15 inch matrix boards or on printed circuit boards where a similar matrix layout is adopted.

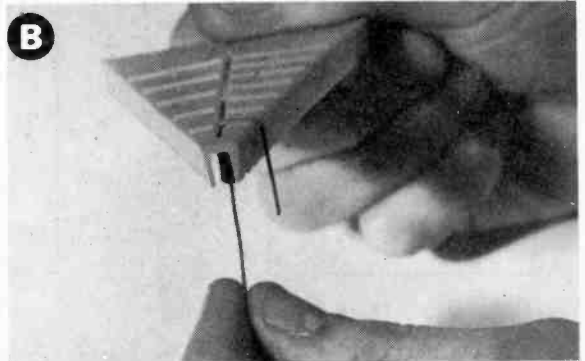
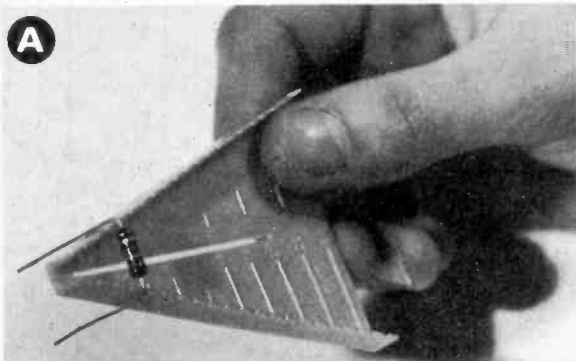
From the component layout diagram decide how many holes each component should span, and whether it should be mounted horizontally or vertically.

For horizontal mounting use the gauge as shown in (A). The number of holes for 0.1 inch matrix are indicated on

the left, and for 0.15 inch matrix (odd numbers only) on the right.

Use the flat side for vertically mounted components, as shown in (B). Push one straightened lead of the component up through the slot and align it with the required groove, again 0.1 inch matrix on the left, 0.15 inch on the right.

In both cases, the lead(s) should be bent down at right angles so that they lie parallel before removing the component from the gauge. ★



THE FRIENDLY PLANET

Mars has pink skies, red soil, rocks that are greyish-green and black and an atmosphere that once could have been very similar to Earth's today. These were the conclusions by scientists at the Jet Propulsion Laboratory as the first Viking Surface Data came back to Earth.

"Mars somehow looks much more friendly than the Moon", said Dr. Thomas Mutch of Brown University when looking at the first colour pictures of the surface on July 21. "You see these colours in the Painted Desert" (the Painted Desert is in Arizona in the south western part of the United States).

The atmosphere of Mars, measured as the *Viking* Lander made its way to the surface, has about two per cent argon and three per cent nitrogen, compared with Earth's one per cent argon and 78 per cent nitrogen. "But", said Dr. Michael McElroy of Harvard University, "that amount of nitrogen is enough to support microbial life on Mars today, if at times in the past, when liquid water was abundant at the surface, life got started."

The major constituent of the atmosphere is carbon dioxide, although there is some oxygen. Mars' skies are pink because of dust in the atmosphere that scatters sunlight, the same mechanism that produces blue skies in Earth's much more dense atmosphere. The red soil is produced by oxidation of the surface material, like rust on Earth. It can be produced by weathering. The weathering could have resulted from a reaction with surface water and oxygen in the atmosphere.

MARTIAN BUGS

While the amount of nitrogen on Mars is low compared to Earth, it is sufficient to support any Martian bugs. Dr. McElroy says that "Most nitrogen in Earth's atmosphere is wasted". The atmosphere's nitrogen is mainly in a form useless to plants and animals, the two nitrogen atoms must be broken apart, or fixed by legumes or bacteria before they can be incorporated into the tissue of plants and animals. Dr. McElroy said "Martian bugs would have to be pretty smart to fix nitrogen for themselves."

According to Dr. McElroy's model, the Martian atmosphere could do the "fixing" for the bugs. Sunlight hitting the upper atmosphere could break the nitrogen atoms apart to form nitric oxide (NO) that could rain down on the surface, supplying as much as one million tons of fertilizer a year to the soil. Earth's living systems fix about 100 million tons of nitrogen per year, in addition to that fixed artificially by fertilizer.



BY FRANK W. HYDE

The limiting factor in the possibility of Martian life now seems to be the absence of the liquid water that oxidized the red soil and cut the enormous stream channels seen in the *Viking* photographs. *Viking* scientists have thus chosen landing sites in low warm regions in the hope of outwitting cold Mars.

The theory is, that while most of the time the water is frozen, during the day the sun melts the surface ice to water and the dust protects the water from immediately evaporating. Any Martian bugs might have sufficient water to sustain life. The weather station at the *Viking-1* Chryse site will indicate whether or not the ice does turn to temporary water and the cameras will be able to photograph the rising ground fog.

The biology experiments will supply vital answers to these questions. While the first results may not be definitive, scientists will know more about Martian life, or the lack of it, than was known hitherto, but the atmospheric results have already raised hopes.

MARTIAN ATMOSPHERE

The atmospheric measurements verify that Mars probably had an atmosphere of nitrogen like Earth's earlier in its history. The atmosphere was also probably more dense, allowing surface water to remain in that kind of environment. Mars would then have had everything needed to start life: Energy (from the sun); water, nitrogen, carbon and phosphorus.

According to a theory developed by Dr. McElroy and supported now by the first data from Mars, the early nitrogen atmosphere escaped; Earth with its higher gravity, held on to its atmosphere. Argon which is

heavier than nitrogen and oxygen did not escape. It is the amount of that inert gas in the atmosphere that gives scientists a means of measuring what has escaped.

The first direct measurements of two per cent argon in the atmosphere contradict earlier measurements made by Soviet scientists who reported as much as thirty per cent on Mars. Nevertheless, even two per cent argon, twice Earth's amount, is a large amount. It says that Mars, like Earth, had a very active volcanic period during its first one billion years when a great deal of gas in the interior was ejected into the atmosphere.

The amount of oxygen and hydrogen that has escaped Mars since would form a 3-metre thick layer of ice all over the Planet, says Dr. McElroy. The reddened surface seems to support the theory that large amounts of oxygen and water have interacted with the surface. Scientists agree that while Mars has lost much of its water, it still has plenty, in frozen form.

Mars is much colder than earth. The average surface temperatures are now below the freezing point of water, although the landing site of *Viking-1* probably gets warm enough during the day to melt that ice. Geologists now think that beneath the dusty surface lie deep layers of frozen water mixed with dust permafrost. This source would continually resupply the atmosphere with water.

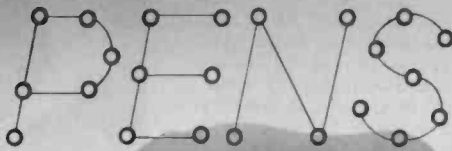
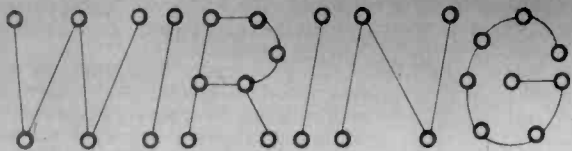
QUASAR REDSHIFT

For the first time, large redshifts have been seen in both the visible and radio spectra of one object (AO 0235 + 164). This was an absorbing cloud in front of a quasar.


During 1975 two teams of astronomers in the United States recorded a redshift of $z = 0.5240$ in the optical spectrum of a quasar. Now a team of radio astronomers at the National Radio Astronomy Observatory, West Virginia, have looked at the same object, which was a known radio source. They set up their apparatus to scan for the 21 cm line at what could be its redshifted wavelength. Several sets of observations were made with the NRAO 91 metre radio telescope. A careful analysis of the data confirmed that the absorption feature corresponded to the 21 cm line, but shifted by an amount that gave a redshift of $z = 0.52385$.

Astronomers interpret the redshift as being due to the Doppler effect (the variation of the perceived frequency of a signal with the motions of emitter and receiver). In that interpretation the relative velocity of Earth and AO 0235 + 164 is over half the speed of light. In the expanding universe, that means that this source is over 2,500 megaparsecs or 8×10^{17} km from the Earth.

INTRODUCING



... THE NEW CONSTRUCTIONAL AID



By **B. CULLEN**

WHEN I first learnt of the new constructional aid, the wiring pen, I immediately realised that this would have a great potential for both professional and amateur use, as the pens were primarily designed to simplify and speed up the construction of prototype circuits. Before venturing further—don't let the "prototype" designation put you off. These pens are not strictly for professional use only.

To the reader who has dabbled in the construction of electronic circuits it must be fairly obvious that the bugbear is the tediousness of the hand wired interconnections. Let us take, for example, the construction of a dense logic card, where the enormous number of interconnections needed leads to painfully slow progress. The same is, of course, true for discrete component circuits. The wiring pen system is a way of easing this type of problem.

As the name suggests, the wiring pens are simply pen-type holders for spools of very fine polyurethane insulated wire. This insulation melts when heated with a soldering iron. In theory it is then a simple matter to link up all the required components by threading the wire from the pen around each individual component, soldering each joint and producing a completed circuit, made up in a fraction of the time and without being too tedious an operation. In practice, however, I found that it was not quite so easy as putting pen to board.

Two of the types I was able to test, and that are available at the moment, are the Vero wiring pen and the Vector P173 wiring pencil. These are marketed by Vero Electronics and Vector Electronics.

VERO PEN

The Vero wiring pen comes with one spool of wire, and is also available in a very comprehensive prototype kit form containing pen, spools of wire, magnifying eyepiece, lead forming tool, wiring combs, cutters, various types of terminal pins and a pin insertion tool, also a Eurocard, International Card or American Card, depending upon which kit you purchase, at around £16.00 complete.

I feel it is a little too luxurious for the "one off" amateur, although the manufacturer's claim that the kit contains sufficient materials and basic tools to enable one to assess

the system's general application, is more than justified.

All the items mentioned are available separately, and the pen, with a spool of wire, at approximately £2.00 with VAT plus postage, is good value.

For these or the kit you should write Vero Electronics Ltd., Industrial Estate, Chandler's Ford, Hampshire.

VECTOR PENCIL

The Vector wiring pencil comes complete with one spool of wire fitted, plus a spare spool and a wire threading tool. The instructions enclosed do, however, refer to accessories such as lead forming tool and plain Vectorboard.

The cost is around £7.00 and, although it seems rather more expensive than the Vero pen, is of a much more robust design. This pencil is available from J. H. Equipment Ltd., 91, Redbrooke Rd., Timperley, Trafford, Lancs.

COMPARING BOTH

The only similarity between the two pens is their mode of operation. The Vero pen is a slim shape resembling a pencil, with the spool of wire clipped into a holder at the top. The fine wire runs through the centre, and a slide, conveniently placed at the finger tip, allows the wire to run freely, or with tension, as required. Somewhat surprisingly the carrier at the top of the pen does not make it unbalanced or awkward to use.

Only one disadvantage appeared in use, namely that threading the very fine wire into the pencil and slide was not quite so easy as the leaflet led one to believe. Fine wire has a mind of its own when being guided into places, and bends in ways not required. It took a few attempts to succeed.

The Vector pencil is much larger in size, shaped like a torpedo, and again with the spool of wire at the top, but this time the spool is fitted inside the barrel of the pen.

Almost at the top of the pen are two holes on the left and right, from which the wire is fed, depending upon left or right hand operation. At the tip there is a fine metal tube through which the wire is passed and fed to the work. Tensioning the wire is controlled by one's index finger, placing pressure on the wire running out of the hole and through the tube.

For its size the pen is well balanced and easy to use and has the following advantages:

1. Its robustness would be a distinct advantage if the pen were to be put to a good deal of use.
2. The threading tool, much like a giant needle-threader, made child's play of fitting new spools of wire.

For those who are wondering, I reached these conclusions on the advantages and disadvantages of the pens after much practice on both discrete and i.c. component circuits. This enabled me to get the feel of the pen's operation, which is essential if a fair assessment is to be given. At this stage, I followed the manufacturers' instructions closely before drawing my own conclusions.

Common to both the Vero, Vector or, for that matter, any type of wiring up system, is the planning and assembly of the components on the type of board in use, whether it be plain matrix board, Veroboard, Vectorboard, or a specialised wiring card.

When hand wiring is used, a lot of thought must be given to the placement of the components to ensure sufficient space is left for the wired runs and routing of wires. The advantages of this new type of wiring system really speak for themselves, in that considerable time is saved at the planning stage as components can now be placed on a board in an orderly flow pattern similar to the circuit diagram of the project being built. Less board space is needed as cabling space can be virtually discounted and, of course, an inherent advantage is the neat appearance of the finished job as there are no unsightly wires on the component side of the board.

VEROWIRE TECHNIQUES

The Verowire instructions recommend planning and assembly in the conventional manner, mounting the components from the ground side of the board—that is the side with less copper—and mounting the i.c.s first to enable the use of the lead deforming tool. This cunning little device is simplicity itself, being made of one piece of aluminium and designed to accommodate 7-62 and 15-24mm pitch i.c.s. The very nature of the design will always ensure correct deformation of i.c. pins as its shape forms an internal built-in stop.

Once the i.c.s have been inserted the board should be turned over onto a clean flat surface, and the deforming tool placed between the i.c. pins. A gentle downward pressure together with a sideways rocking action will bend the pins to a uniform 120 degree angle (Fig. 1).

Discrete components, such as resistors and capacitors, can now be mounted on the board, either by soldering them to terminal pins fitted in place on the board, or,

alternatively, the wire ends can be fed through the appropriate holes in the board, bent to the approximate angle on the i.c.s and cut to a suitable length so that they can be wired with the wiring pen. See Fig. 2.

COMB ATTACHMENT

Having attached all i.c.s and components to the board, plastic wiring combs can now be fitted between i.c.s and up or down the entire width of the board. The wiring combs are used to provide a guide and pegs which control and hold the wire ensuring a neat stable layout. Fig. 3 shows a cross section of a comb inserted between an i.c.

The Vero wiring pen comes complete with one spool of wire already threaded to start the point to point wiring, as follows: with approximately 3mm of wire protruding from the tip (Fig. 4a) this is inserted into the hole containing the lead of the first component connection. The wire is kept taut by depressing the slider/clamp.

At least two turns should be wrapped around the i.c. lead ensuring a tight wrap as in Fig. 4b.

Two turns are then wound around the nearest peg on the wiring comb.

The appropriate pins on the components are next wired using the combs and wherever possible routing the wire through a gap in the comb adjacent to the component to be connected. Generally speaking, multiple turns are only required at the start and end of a wiring run.


All that now remains is to solder all wrapped joints, using a miniature soldering iron with a hot tip temperature of 380° to 400°C and resin cored solder. It will be found that a reasonable application of the soldering iron together with an appropriate quantity of solder is needed to ensure that the polyurethane insulation melts sufficiently to effect a good soldered joint between wire component lead and, where appropriate, the pad on the board.

VECTOR WIRING TECHNIQUES

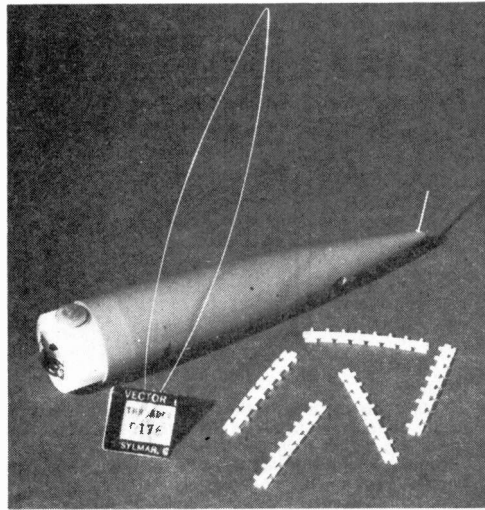
It does not take long to realise that if the operation of the two pens is similar, then the instructions recommending use must be similar. The leaflet accompanying the P173 wiring pencil is brief but adequate and the mounting techniques described for the Vero system also apply. Unfortunately the pencil does not have the same number of accessories as the Vero system, but accessories such as the P133A lead staking tool, and plain Vectorboard, are often referred to, as already mentioned. I think the lead staking tool explains itself, and one can quite easily imagine it will have a similar action to that of the Vero lead forming tool.

The P173 pencil also comes threaded for action, although this time one has the choice of altering the feed of the wire

The Vero Verowire prototyping kit



The Vector wiring pencil with threader and combs



WIRING PENS

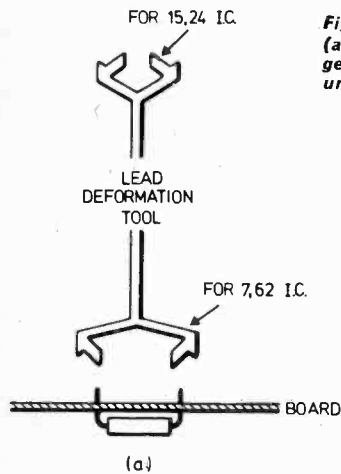


Fig. 1.

(a) Presenting the lead deformation tool to the board mounted i.c. The tool is then pressed gently down on the leads (b) together with a rocking action (c) to splay them to a uniform 120°

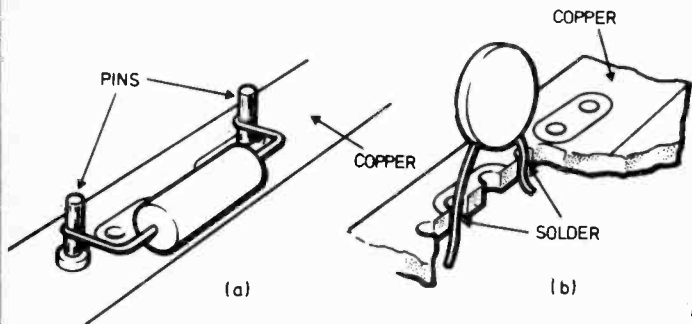
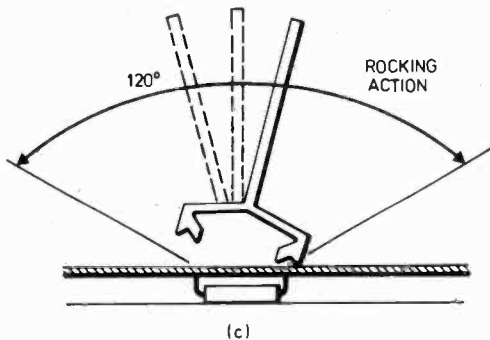
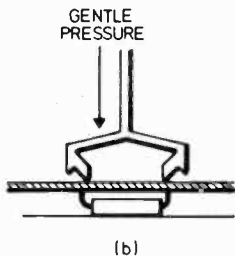


Fig. 2.

Showing alternative assembly methods for discrete components here (a) a resistor is soldered to terminal pins and (b) a capacitor is inserted and leads deformed to 120° prior to pen wiring

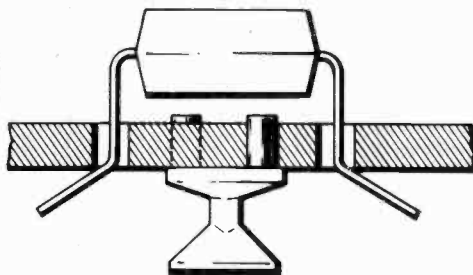


Fig. 3.

After deforming the i.c. lead the combs are inserted. The combs are fitted adjacent to each other

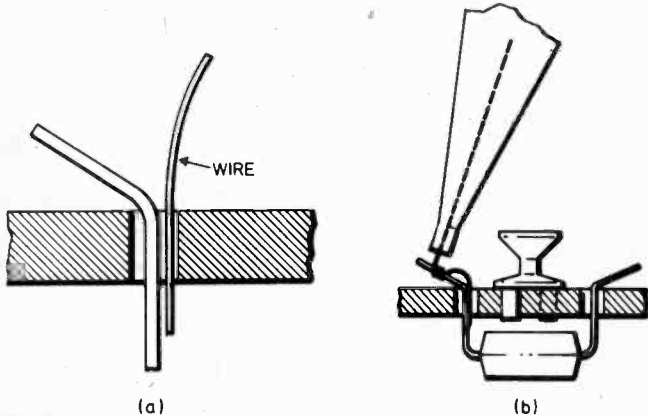
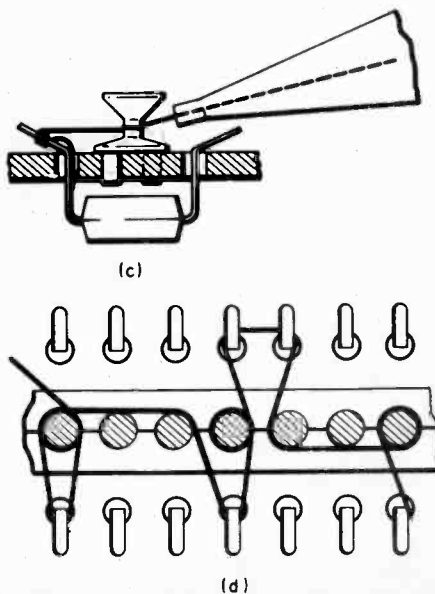


Fig. 4.

With about 3mm of wire protruding from the tip of the pen, insert wire in hole containing i.c. lead (a) a tight wrap of wire is then made around the lead (b) a two turn wrap is then made around the nearest peg on the comb (c) which holds the wire and ensures a neat layout when wiring to other leads on the chip (d)



for right or left hand operation by running the wire through the appropriate hole in the cone of the pencil. When assembling components onto the board no preference is given to which components should be inserted first, and i.c. leads are bent by hand to approximately a 45 degree angle.

Discrete components are fitted and bent first at right angles to the board, then upright to form a terminal point to wrap with wire. Here the use of the lead staking tool is described and its action is simply to insert component wires through the appropriate holes in the board. Place the lead staking tool on the wire, leave a $\frac{1}{16}$ in gap between the end of the tool and board, press downwards and the tool will first anchor the component lead at right angles and then leave the rest of the lead vertical to form a terminal. Wiring is very similar to the Verowire method.

Vector use a 36 AWG wire as opposed to the 34 and 39 AWG of the Vero system but specify a similar soldering bit temperature requirement.



COMPONENT REMOVAL

To replace a component for both systems simply snip off the component leads to leave a short length left in the board and soldered to the wire joint. Solder the new component lead to the short length left in the board, and the faulty component has been replaced. To prevent the short leads dropping back through the board when the solder melts, and if space permits, bend the shortened lead at right angles to the board. If a wiring fault has been made snip out the wrong length of wire and replace it with a new run.

EVALUATION

In the test piece attempted it was found that the i.c.s virtually held themselves in place quite rigidly, but a transistor, for instance, will wobble about in the holes in the board if not mounted flush to the board and the leads, bent at right angles on the underside to lock it into place. Considering the large application of heat needed to melt the polyurethane wire, I felt that this method had its drawbacks. Admittedly, soldering discrete components

Demonstrating point-to-point wiring with the Verowire pen. The d.i.p. board enables extremely high packing densities to be achieved



The illustration demonstrates the best hand position when using the Vector pencil. The index finger controls the tension on the wire

to terminal pins leads to easy and fast replacement, but this method too seemed to take up a good deal of valuable time compared to soldering components straight onto a circuit board. It was also strange having to work from the underside of the circuit board and having to virtually count pin numbers backwards.

Both manufacturers refer to plain matrix board. I found stripboard costs very little extra, so I combined the best of both worlds by soldering my components straight into the board, leaving the leads long enough to act as terminal pins with which to wire wrap. It also has an added advantage of cutting down the number of wire runs to the discrete components.

SOLDERING

A few words on soldering will not go amiss here. It is essential that the bit of the soldering iron be kept clean when making a joint and the use of a moist sponge to clean it is highly recommended. With sufficient solder on the tip to help with heat conductivity, the solder must be melted against the joint and not the iron and even if you use the correct tip, don't be surprised if it takes just that little bit longer to melt both the insulation and solder. Finally, it will be noticed that a little char remains at the soldering joint, but this need not give cause for concern as regards the quality of the joint.

To sum up, I would not like to argue as to which pen or system is the better; they both do the same job very effectively, only differing in their physical appearance. It is a matter for the individual to decide which suits him best.

In the first place you either like the idea of this new system or you don't. If you do, you go out and buy one, together with the accessories you think fit. Once committed, however, persevere in the using and developing of your own skills. This type of wiring system gives me the impression that it is the type to which you will commit yourself wholly, or lose interest in quickly. In my opinion it is a very practical system, provided that the owner adapts it to his personal needs. ★

THE CLEAN ROOM



EXPANSION IN U.K. MEMORY PRODUCTION

A NEW clean room of 30,000 square feet, believed to be the largest and most modern in Europe, has been built in eight months flat at the Mullard Southampton semiconductor plant. This is to be used for the manufacture of *n*-channel MOS products, principally memories. This large investment by the parent company Philips follows last years acquisition of the U.S. company Signetics. Philips claim to be the largest manufacturers of semiconductors in the world; now the world's second largest producer of i.c.s, and Europe's largest manufacturer of i.c.s.

The Mullard Southampton works was the first purpose-built semiconductor factory in the United Kingdom (1956). Successive extensions culminating in the new clean room area bring the total plant area to some 375,000 square feet.

HOW CLEAN IS CLEAN?

The unit of measurement of cleanliness is expressed as the number of particles of a size of 0.5 micron or greater per cubic foot of air. A typical factory may have as many as a million such particles per cubic foot and a "clean" factory (in the ordinary sense) 100,000 particles. No part of the new Clean Room at Southampton

is worse than Class 10,000 (i.e. 10,000 particles) with more critical areas Class 1,000 and super-critical areas Class 100. These are maximum figures, but in practice Class 100 zones may have a particle count of less than 10.

The basic problem is not airborne dust introduced by the air-conditioning system. This can be eliminated by washing and filtering the air input. The problem is that people, however well bathed and scrubbed are "dirty" inasmuch as they are constantly shedding particles of skin tissue and hair. This can be alleviated to some extent by lint-free clothing. A change of shift causes a noticeable increase in particle count for a short period until external dust introduced by incoming personnel has been eliminated.

The specification for services such as de-ionised water and various gases—oxygen, hydrogen and nitrogen—became more and more critical with each technological innovation. Particular attention has been paid to the purity of gases and a Reverse Osmosis plant (the largest in the U.K.) has been installed for the treatment of the "raw" water used in the de-ionising process.

Production is normally on a two-shift basis, 0600–1400 hours and

1400–2200 hours. A third shift could be introduced if necessary.

The level of automation is continually increasing although very critical operations such as alignment, are still hand-controlled. The loading and unloading of slices is fully automated, not for speed but for cleanliness and care of slices. Speed is not always a necessary characteristic of i.c. and L.S.I. processing. It is more important to obtain maximum yield of good devices. The slice through-put time is sometimes quoted as a measure of efficiency but speed cannot be taken in isolation. The fastest through-put time is not necessarily the most economic.

Production is currently based on a standard 3-inch slice but all the new equipment is capable of conversion to larger slices if justified by advancing process technology. The ultimate capacity of the clean room is estimated at approximately 2,500 slices per day.

Perhaps the most impressive item of new equipment is the ion-implantation machine which enables shallow doped regions to be formed with great precision. This single item of equipment costs £100,000. A second machine is to be purchased in the next expansion phase.

THE PRODUCTS . . .

The first main product being manufactured in the new unit—Clean Room No. 6—is the Signetics Type 2680 4k RAM. This is a 22-pin dynamic device already established as an industry standard and is equivalent to the Intel 2107B. Its principal market is computer mainframe manufacture. Final assembly is undertaken in the Far East where the current package is CERDIP. However, Southampton is currently developing a plastic package as a cheaper alternative.

A 16-pin 4k RAM (Signetics 2660—an industry standard) has been under development at Southampton and is now at the sampling stage. The attraction of the 16-pin package is that it is suitable for automatic insertion on printed circuit boards as well as occupying a smaller board area. Its disadvantage is that it needs external multiplexing and is slower in operation, but in its main applications in computers these negative qualities are not

of over-riding importance.

Southampton is thus already uniquely equipped to respond rapidly to market demand for 4k RAMs of all types including static versions now scheduled for production. There is also development work going on for the next leap forward, the 16k RAM.

Looking to the future, Southampton will also be a main production unit for microprocessors for both the professional and consumer sectors of the industry and for the MOS products used in electronic telephone exchanges and other professional telecommunications equipment.

Initially, because of the nature of the product, nearly all output will go to third parties with practically no in-house sales. However, as new products are introduced, in-house use will increase, a typical example being devices for Teletext in which Philips will have a strong interest as a leading manufacturer of television sets.

PE Special Offer

SAFETY IN SOLDERING

OUR next issue will contain full details of a special offer exclusive to readers of Practical Electronics of a complete soldering kit, which includes a new soldering instrument designed to conform to the highest international safety standards.

The new soldering instrument—making its public debut, here—has been developed by Adcola Products Ltd to conform generally to British Standard BS 3456, 2:14. Known as the Invader "S" 646—the "S" stands for "Safety"—it is flash tested at 2,000V, and the typical leakage current measured by the method set out in CEE 11 (European Standard) is 0.018mA.

It will be available as part of a kit containing all the essentials for simple soldering including a stand, solder wire, alternative soldering bits and an instruction card providing basic hints on successful soldering.

Invader "S" series soldering instruments are thermally controlled to provide a constant level of the correct heat for soldering. They feature a slim handle for easy control and weigh less than 2oz. The standard soldering tip provided is $\frac{1}{16}$ in diameter but two alternative bits reduced to $\frac{1}{32}$ in and increased to $\frac{1}{8}$ in diameter are included to provide complete versatility in use.

The smaller bit is designed to undertake small detailed work and the larger bit for jobs calling for an increased heated area. These bits are merely inserted in the hexagonal shim at the end of the Invader to convert it from one task to another.

An Invader stand is also contained in the kit to provide the user with a mobile and safe receptacle for the hot soldering instrument. The stand features an integral sponge for cleaning excess solder from the soldering bits and two holders to contain the spare bits. A wide angle spring holder is mounted on the base of the stand at an angle of about 45 degrees and the soldering tool is simply inserted into the holder when not in use.

To complete the kit a packet dispenser of Adcola solder wire—which contains its own flux, and a guide to soldering is also included.

Details of this special offer next month




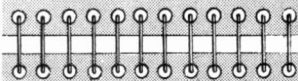
The ion implantation machine (left) with its control console (right)



Loading wafers prior to ion implantation

The final test installation for hot testing of MOS memories





INDUSTRY NOTEBOOK

By Nexus



OLYMPIC PAY-OFF

Whether you found the Montreal Olympics thrilling or boring or a little of both, it is worth noting that such events generate powerful business for the electronics industry. The obvious case is a temporary boost in the sales of colour TV receivers. But the behind-the-scenes electronics, to my mind, is more impressive.

In an imperfect world electronics played a big part in the security arrangements. The Racal Electronics Group was involved but to what extent is not revealed.

Protection against fiddling by competitors was provided by Hewlett-Packard with a dozen gas chromatographs to analyze 3,000 urine samples from the top four finishers in each event plus hundreds of samples taken at random from the competitors. The chromatograph complex was computer-controlled and programmed to recognise any of 200 different drugs that may be used. An interesting sidelight on what is still called sport and games.

The control centre in Montreal that assembled the TV programmes for Europe was supplied by EMI Sound and Vision Equipment Ltd under a £400,000 contract. Sub-contractors included Mercury Electronics Ltd and Oxley Developments Ltd. The centre enabled TV pictures from 28 different locations and with up to 160 separate sound commentaries to be beamed to Europe by satellite to the European Broadcasting Union (EBU) distribution centre in Liege.

The whole equipment was built in 27 air-transportable containers which can be quickly assembled and commissioned on arrival. The EBU will be using the equipment

at a number of big events in the future, flying or trucking it to new locations as required. A great concept.

Even the vexed issue of international TV standards had its pay-off. The most advanced standards converter in the world is DICE designed by the British Independent Broadcasting Authority (IBA) and it is now commercially engineered and marketed by Marconi. The Montreal Olympics provided the first two sales, one to Russia, one to Yugoslavia. The equipment in Russia converted the Canadian NTSC 525-line pictures to SECAM, that in Yugoslavia to PAL.

I understand that the one-off price for DICE is of the order of £250,000. Nice business and likely to continue because DICE, as a completely digital system, is well ahead in technology. It uses computer techniques achieved through the use of 8,000 integrated circuits. The main store is said to contain the equivalent of more than 15 million (yes million) transistors.

UPTURN CONTINUES

"What's good for General Motors is good for the United States" is an old tag. We might paraphrase it to "What's good for GEC is good for British electronics" because the fortunes of GEC, the UK giant, are an excellent barometer of the outlook. Sales are up from £1,400 million to £1,750 million, profits up from £165 million to £207 million.

Then we see Ultra, not a record performer in the past, turning in a profit of £0.9 million on sales of £11.3 million. Hardly a shattering performance but still 26.5 per cent up on sales and 62.8 per cent up on profits. Electrocomponents, the component distributors (I still think of them by their old name Radiospares), have zipped up to £15.8 million turnover and £2.85 million profit. Membrain, in the automatic testing business, and still small with £1.5 million turnover, has nevertheless grown 36 per cent in a recession year, has a strong order book and reports a "considerable upturn in the market".

Best results of all in percentage terms came from Racal Electronics Group. Sales up 48 per cent at £80 million and, wait for it, profits up 105 per cent at £19.6 million. The Racal sales force commandos attacking world markets surely deserve to be called "The Unstoppables".

The only sour note is in the consumer electronics business. When the managing director of Mullard, Jack Ackerman, calls for import quotas on equipment and components from the Far East, things must be really bad.

QUIET AMERICAN

It's not every day that you meet a man who, at a stroke, has boosted his business turnover from a substantial 0.8 billion to a whopping 1.3 billion dollars, his biggest single jump in the past ten years. That is what happened when Gould Inc. notched up I-T-E Imperial as the latest acquisition to the Gould empire, putting Gould up to number three in size of the American electrical/electronic giants. Well, this still leaves Gould some way behind US General Electric and Westinghouse but William T. Ylvisaker, Gould's chairman and chief executive is clearly working at it.

When Ylvisaker joined Gould in 1967 the company was primarily a battery manufacturer with a turnover of 115 million dollars. Today Gould is a multinational conglomerate more than ten times as big. So when I was invited to meet Ylvisaker I looked forward to meeting a tough operator, a fast talker, a whizz-kid, a hirer and firer, who would be sure to be wearing a bow tie and have a cigar butt jutting from his lip.

The reality came as a shock. Could this soberly dressed, quiet spoken, modest character be the great Ylvisaker? It was. Totally relaxed, he answered questions with a shy smile, almost apologetic in manner and, for an American, incredibly low-key in approach.

Ylvisaker was in London as part of a world tour visiting newly acquired companies such as Advance Electronics, bought in September 1974 and since renamed Gould Advance. Was he pleased with Advance? No, he wasn't. It wasn't as profitable as he had hoped. But Advance had just introduced some new products and these would go well. He also revealed that Advance-designed switching power supplies for the OEM market would be made in the United States for sale there and in Canada, and lots of standard catalogue items from Advance are now being shipped to the US where they have had a good reception.

But beneath Ylvisaker's quiet demeanour there is a man of iron determination. He is, in fact, a tough operator who has few scruples about ditching companies or people who don't or won't perform and his yardstick of performance is the simple one of profit. Commenting on the growth of Gould, Ylvisaker considers size as merely incidental. It is just one way to achieve his goals.

Gould's private venture R and D is now running at the rate of 35 million dollars a year but the corporation is "not looking for great scientific breakthroughs—we are a profit making company".

20x20 Watt STEREO AMPLIFIER

Superb Viscount IV unit in teak-finished cabinet. Black fascia with aluminium rotary controls and pushbuttons, red mains indicator and stereo jack socket. Function switch for mic, magnetic and crystal pick-ups, tape, tuner, and auxiliary. Rear panel features two mains outlets, DIN speaker and input sockets, plus fuse. 20+20 watts rms, 40+40 watts peak.



HOW YOU CAN SAVE

SYSTEM 1B

For only £80, you get the 20+20 watt Viscount IV amplifier; a pair of our 12-watt-rms Duo Type IIb matched speakers; a BSR MP 60 type deck complete with magnetic cartridge, de luxe plinth and cover.

£80.00

+ p & p. £6.50

SYSTEM 2

Comprising our 20+20 watt Viscount IV amplifier; a pair of our large Duo Type III matching speakers which handle 20 watts rms each; and a BSR MP 60 type deck with magnetic cartridge, de luxe plinth and cover.

£92.00

+ p & p. £7.50

Carriage surcharge to Scotland: System 1b £2.50, System 2 £5

£29.90

+ p & p. £2.10

SPEAKERS Two models—Duo IIb, teak veneer, 12 watts rms, 24 watts peak, 18½" x 13½" x 7½" approx.

£34 PER PAIR

Duo III, 20 watts rms, 40 watts peak, 27" x 13" x 11½"

£48 PER PAIR

+ p & p. £6.50

+ p & p. £7.50



TURNTABLE Popular BSR MP 60 type, complete with magnetic cartridge, diamond stylus, and de luxe plinth and cover.

£24.00

+ p & p. £3.50

VALUE



30x30 AMPLIFIER KIT

Specially designed by RT-VC for the experience constructor, this kit comes complete in every detail. Same facilities as Viscount IV amplifier. Chassis is ready punched, drilled and formed. Cabinet is finished in teak veneer. Black fascia and easy-to-handle aluminium knobs. Output 30+30 watts rms, 60+60 peak.

£29.00

+ p & p. £2.10

STEREO CASSETTE DECK KIT

Again, this kit is specially designed for the experienced constructor—for mounting into his own cabinet. Features include solenoid-assisted AUTO-STOP, 3-digit counter, record/replay PC board, mains transformer and input and output controls. AC BIAS AND ERASE.

£32.50

+ p & p. £1.50

DELUXE ACCESSORY KIT

Comprises of a matched pair of dynamic mics, and two replacement slider level controls.

£3.95 + p & p. £1

P & P. FREE WHEN PURCHASED TOGETHER WITH ITEM BELOW.



DIY STEREO SYSTEM

COMPLETE WITH SPEAKERS

Here's real value in DIY! Comprises ready-built amplifier module, 3-speed Garrard auto-return deck, and teak-veneered cabinets with clear plastic top. Easily built by hobbyists.

£26.95

+ p & p. £4.05



TURNTABLES BY BSR

Big value from RT-VC! Two units COMPLETE WITH PLINTHS. First, the popular MP 60 type semi-professional deck.

£17.50 + p & p. £2.50

Second, the lower-cost C141 automatic unit, fitted with a stereo ceramic cartridge.

£11.95 + p & p. £2.55

Both units have plinths finished in superb teak veneer. Either way, you're on to a bargain from RT-VC.

STEREO AMPLIFIER KIT

Build up a 4-watts rms per channel stereo amplifier with Unisound MK2 modules. For only £9.95

you get pre-amp, power amp, and all the control panel parts. Features include IC power chips for low distortion. For the experienced constructor only.

£9.95

+ p & p. £1.55



DISCO EQUIPMENT



35-WATT DISCO AMP

Here's the mono unit you need to start off with. Gives you a good solid 35 watts rms, 70 watts peak output. Big features include two disc inputs, both for ceramic cartridges, tape input and microphone input. Level mixing controls fitted with integral push-pull switches. Independent bass and treble controls and master volume.

£27.50

+ p & p. £1.50

100-WATT DISCO AMP

All the big features as on the 70-watt disco amplifier, but with a massive 100 watts rms, 200 watts peak output power.

£65.00

+ p & p. £4.00

Not illustrated

PORTABLE DISCO CONSOLE with built-in pre-amplifiers

Here's the big-value portable disco console from RT-VC! It features a pair of BSR MP 60 type auto-return, single-play professional series record decks. Plus all the controls and features you need to give fabulous disco performances. Simply connects into your existing slave or external amplifier.

£55.00

+ p & p. £6.50

70-WATT DISCO AMP

Not illustrated
Brilliantly styled for easy disco performance! Sloping fascia, so that you can use the controls without fuss or bother. Brushed aluminium fascia and rotary controls. Five smooth-acting, vertically mounted slide controls—master volume, tape level, mic level, deck level, PLUS INTER-DECK FADER for perfect graduated change from record deck No. 1 to No. 2, or vice-versa. Pre-fade level control (PFL) lets YOU hear next disc before fading it in. VU meter monitors output level. 70 watts rms, 140 watts peak output.

£49.00

+ p & p. £3.00

EASY-TO-BUILD, WITH ENCLOSURE

Specially designed by RT-VC for cost-conscious hi-fi enthusiasts, these kits incorporate two teak-simulate enclosures, two EMI 13" x 8" (approx.) woofers, two 3¼" (approx.) tweeters and a pair of matching crossovers. Easily constructed, using a few basic tools. Supplied complete with an easy-to-follow circuit diagram, and crossover components. Input 15 watts rms, 30 watts peak, each unit. Cabinet size 20" x 11" x 9½" (approx.).

£25.50 + p & p. £5.50

PER PAIR

15-WATT KIT IN CHASSIS FORM

When you are looking for a good speaker, why not build your own from this kit. It's the unit which we supply with the above enclosures. Size 13" x 8" (approx.) EMI woofer, 3¼" (approx.) tweeter, and matching crossover. Power handling capacity 15 watts rms, 30 watts peak.

£7.50 + p & p. PER SET

20-WATT HI-FI KIT IN CHASSIS FORM

For extra power, choose this super RT-VC kit! EMI 13" x 8" (approx.) triple-laminate-coned woofer with massive 5" (approx.) magnet, plus 5" (approx.) mid-range unit with concentric 2" parasitic tweeter and 2¼" (approx.) magnet. Complete with circuit diagram and crossover components.

£10.50 PER SET

DIY SPEAKER KITS

'COMPACT' FOR TOP VALUE

How about this for incredible bookshelf value from RT-VC! A pair of high efficiency units for only £7.50—just what you need for low-power amplifiers. These infinite baffle enclosures come to you ready mitted and professionally finished. Each cabinet measures 12" x 9" x 5" (approx.) deep, and is finished in simulated teak. Complete with two 8" (approx.) speakers for max. power handling of 7 watts.

£7.50

p & p. £1.70 per pair

ELECTROLYTIC CAPACITORS AT BARGAIN PRICES

all brand new from reputable international manufacturers.
PACK 1—Containing 30 mixed Electrolytics, values from 4.7mF to 47mF. Minimum 16 volt working. 55p + 20p p & p.
PACK 2—Containing 17 mixed Electrolytic values from 100mF to 2200mF. Minimum 16 volt working. Majority 40 volt working. 75p + 20p p & p.

ALL PRICES INC. VAT AT CURRENT RATES

All items subject to availability. Price correct at 1st August 1976 and subject to change without notice.
For further information, please send stamped addressed envelope



212 HIGH STREET, ACTON, LONDON W3 8JG
323 EDGWARE ROAD, LONDON W2
Personal Shoppers EDGWARE ROAD, 9 a.m.—5.30 p.m.
Half day Thurs.
ACTON: 9.30a.m.—5p.m. Closed all day Wed



Minimum order on Access and Barclaycards £15
DO NOT SEND CARD
Just write your order giving your credit card number

Sparkrite Mk2

Capacitive discharge electronic ignition kit

VOTED BEST OF 8 SYSTEMS TESTED BY 'POPULAR MOTORING' MAGAZINE



- * Smoother running
- * Instant all-weather starting
- * Continual peak performance
- * Longer coil/battery/plug life
- * Improved acceleration/top speeds
- * Up to 20% better fuel consumption

Sparkrite Mk. 2 is a high performance, high quality capacitive discharge, electronic ignition system in kit form. Tried, tested, proven, reliable and complete. It can be assembled in two or three hours and fitted in 15/30 mins.

Because of the superb design of the Sparkrite circuit it completely eliminates problems of the contact breaker. There is no misfire due to contact breaker bounce which is eliminated electronically by a pulse suppression circuit which prevents the unit firing if the points bounce open at high R.P.M. Contact breaker burn is eliminated by reducing the current to about 1/50th of the norm. It will perform equally well with new, old, or even badly pitted points and is not dependent upon the dwell time of the contact breakers for recharging the system. Sparkrite incorporates a short circuit protected inverter which eliminates the problems of SCR lock on and, therefore, eliminates the possibility of blowing the transistors or the SCR. (Most capacitive discharge ignitions are not completely foolproof in this respect). All kits fit vehicles with coil/distributor ignition up to 8 cylinders.

THE KIT COMPRISES EVERYTHING NEEDED

Ready drilled pressed steel case coated in matt black epoxy resin, ready drilled base and heat-sink, top quality 5 year guaranteed transformer and components, cables, coil connectors, printed circuit board, nuts, bolts, silicon grease, full instructions to make the kit negative or positive earth, and 10 page installation instructions.

OPTIONAL EXTRAS

Electronic/conventional ignition switch. Gives instant changeover from "Sparkrite" ignition to conventional ignition for performance comparisons, static timing etc., and will also switch the ignition off completely as a security device, includes: switch connectors, mounting bracket and instructions. Cables excluded. (Also available RPM limiting control for dashboard mounting fitted in case on ready built unit).

CALLERS WELCOME. For Crypton tuning and fitting service—phone (0922) 33008.

PRICES INCLUDE VAT, POST AND PACKING.

Improve performance & economy NOW

POST TODAY!

Quick installation
No engine modification required

Electronics Design Associates, Dept. PE10,
82 Bath Street, Walsall, WS1 3DE. Phone: (0922) 33652

Name
Address

	QUANTITY REQD.
Mk. 2 DIY Ass. Kit @ £11.80	
Mk. 2 Ready Built Negative Earth @ £14.97	
Mk. 2 Ready Built Positive Earth @ £14.97	
Ignition Changeover switches @ £4.30	
R.P.M. Limit systems in above units @ £2.42	

I enclose cheque/PO's for **£**

Cheque No.

Send SAE if brochure only required.

CRESCENT RADIO LTD.

164-166 HIGH ROAD, WOOD GREEN, N22
(also) 13 SOUTH MALL, EDMONTON, N.9

MAIL ORDER DEPT.
1 ST. MICHAELS TERRACE, WOOD GREEN, LONDON N22 4SJ
Phone: 888-4474

3 KILOWATTS PSYCHEDELIC LIGHT CONTROL UNIT

Three Channel: Bass, Middle, Treble. Each channel has its own sensitivity control. Just connect the input of this unit to the loudspeaker terminals of an amplifier, and connect three 250V up to 1000W lamps to the output terminals of the unit, and you produce a fascinating sound-light display. (All guaranteed.)
£18-50 plus 75p. P. & P. + 8%.

CABLE LESS SOLDERING IRON WAHL "ISO-TIP"

- ★ Completely portable.
- ★ Solders up to 160 joints per charge.
- ★ Recharges in its own stand.
- ★ Fine tip for all types of soldering.
- ★ Only 8in long and weighs just 6 ozs.

OUR PRICE £9-75 + 8%.
(Spare bits are available)

BARGAIN PROJECT BOX

A plastic box with moulded extrusion rails for PC or Chassis panels with metal front plate fitted with four screws (all supplied).

An ideal box to give a small project a professional finish.
SIZE (internal) 81mm x 51mm x 28mm.

OUR PRICE 50p. + 8%.



U.K. CARRIAGE 50p UNLESS OTHERWISE STATED

VAT—All prices are excluding VAT. Please add to each item the VAT rate indicated.

"C100" 100 WATT AMPLIFIER

All built and tested, mounted on a plain aluminium chassis which measures 18 x 9 1/2 x 4in, and which you can mount into a cabinet of your choice. Four controlled inputs, master volume, treble, middle and bass controls, S/C protected output. 100W clean into 8 ohm L/8. Ideal for disco, music groups, P.A. and clubs.
A bargain at **£42 + £1 carr. + 8% VAT.**

TI MULTI-METER

Ideal tester for everybody interested in electronics. Weighing less than 100 grammes and only 60 x 24 x 90 mm.
Ranges: A.c. volts: 0-10V, 50V, 250V, 1,000V. D.c. volts: 0-10V, 50V, 250V, 1,000V. D.c. current: 0-1mA, 0-100mA. Resistance: 0-150 kohm.
Price **£4-75 + 8% VAT.**

TEE-CLIP CONDENSER MICROPHONE

Omni-Directional 600 ohm 40-15,000Hz. Extra long lead. Ideal for stage work, conferences, etc.
Price **£8-50 + 12 1/2% VAT.**



PPI POWER SUPPLY UNIT

Switched 3, 4 1/2, 6, 7 1/2, 9 and 12V at 500 mA. With on/off switch and pilot light.
Size: 130 x 55 x 75 mm.
Only **£4-50 + 8% VAT.**



CASSETTE MICROPHONE

On/off switch for remote control. Split lead with 2.5 mm stereo, 3.5 mm plugs, standard cassette mica, to suit all types. Complete with desk rest. Please state which impedance required. 200 ohm/50 kohm. Price **£11-80 + 12 1/2% VAT.**

DUAL/IMP HAND MICROPHONE

The perfect hand/stand mic. for stage, group, disco, etc. Finished in matt silver and black. Cardioid dynamic. Dual Imp: 600 ohm/50 kohm, 50-15,000Hz. With an on/off switch. Price **£8-75 + 12 1/2% VAT.**

WENTWORTH RADIO

1a Wentworth Court, Alston Road, Barnet

Telephone: 01-440 0409, 01-441 2328

INTEGRATED CIRCUITS

ETTR6016	£2-15	TBA120S	30p	TBFA540	£2-10	TBA673	£2-65	TBA990Q	£2-90
TAA550	22p	TBA480Q	£1-00	TBFA540Q	£2-50	TBA750Q	£2-25	TCA2700	£2-00
TAA700	£3-25	TBA520Q	£2-50	TBA550Q	£2-50	TBA800	95p	TCA27050	£2-15
TAA840	£2-30	TBA530CQ	£1-50	TBA560Q	£2-50	TBA920Q	£2-90	TDA440	£2-80

SEMICONDUCTORS

2N695	12p	2N2368A	15p	BF337	25p	E5365	16p	TIP32C	£1-08
2N697	15p	2N2646	44p	BF472	40p	MJE340	60p	TIS90	11p
2N698	23p	2N2904	16p	BFX29	28p	OA47	6p	TIS91	18p
2N699	34p	2N2904D	19p	BFY50	16p	OA90	6p	BA100	10p
2N706	11p	2N2906	14p	BR100	20p	OA91	6p	BA144	15p
2N708	14p	2N4287	17p	BR101	30p	OL70	72p	BA145	20p
2N914	14p	2N4288	16p	BRV39	40p	IN4002	6p	BA148	14p
2N918	31p	BF160	20p	BSY51	20p	IN4006	6p	BA154	12p
2N1132	21p	BF167	25p	BT106	85p	IN4148	6p	BA155	18p
2N1131	20p	BF173	21p	BU105/02	£2-00	2N697	15p	BA156	20p
2N1302	14p	BF178	30p	BU105-04	£2-40	2N3055	38p	BC107	8p
2N1303	14p	BF179	30p	BY103	17p	2N6178	80p	BC108	8p
2N1304	18p	BF180	29p	BY126	10p	2SC643A	£1-70	BC108C	9p
2N1305	16p	BF181	27p	BY127	10p	2SC1172Y	£2-24	BC109	9p
2N1306	20p	BF182	35p	BY133	15p	TIP29	40p	BC113	10p
2N1307	19p	BF183	31p	BY164	29p	TIP29A	40p	BC116	16p
2N1308	22p	BF184	16p	BYX10	15p	TIP29B	40p	BC116A	17p
2N1309	24p	BF185	20p	BZ261CB	15p	TIP29C	48p	BC117	17p
2N1618	19p	BF186	25p	BZ261C16	15p	TIP30	48p	BC119	25p
2N1711	20p	BF194	11p	BZ261C43	15p	TIP31A	50p	BC125	16p
2N1717	20p	BF195	12p	BZ261C81	15p	TIP30B	48p	BC138	19p
2N2148	58p	BF196	12p	BZ261C39	18p	TIP30C	50p	BC139	26p
2N2218	20p	BF197	14p	BZ288C12	12p	TIP31	55p	BC142	25p
2N2219	19p	BF198	18p	BZ288C78	12p	TIP31A	48p	BC143	22p
2N2220	23p	BF199	18p	BZ288C8V2	12p	TIP31B	50p	BC147	9p
2N2221	19p	BF199	18p	BZ288C11	12p	TIP31C	66p	BC148	16p
2N2222	19p	BF259	26p	BZ288C18	12p	TIP32	60p	BC149	9p
2N2368	17p	BF271	18p	E1222	32p	TIP32A	58p	BC152	18p
2N2369	16p	BF336	33p	E5024	16p	TIP32B	60p	BC154	16p
								BC157	8p

SPECIAL OFFER

NEW MULLARD ELC1043/05 U.H.F. TUNERS
£3-50

All devices top quality. By return service. Trade enquiries welcomed. C.W.O. Minimum order 75p. S.A.E. for complete lists. VAT to be added. 12 1/2% Semiconductors, 8% Integrated Circuits. Postage and packing add 25p for all orders under £1-50, add extra for airmail.

Prices firm to end of 1976

MARKET PLACE

Items mentioned in this feature are usually available from electronic equipment and component retailers advertising in this magazine. However, where a full address is given, enquiries and orders should then be made direct to the firm concerned. All quoted prices are those at the time of going to press.

WATCHES AND CALCULATORS

Seven new calculators and a range of 12 low-cost digital watches have recently been announced by Texas Instruments. There are two slim-line pocket calculators, the TI-1600 at £17.95 and the TI-1650 (with memory) at £19.95. The rechargeable TI-41 at £34.95 includes special pre-programmed functions for business and finance use. The TI-30, a "students' scientific" offers 48 functions for £19.95. Two new printing calculators make their appearance, both with dual memories—the TI-5040 at £109.95 is a desktop model with automatic constant, while the portable TI-5050 costs £99.95.

Top of the range is the SR-60, a prompting programmable desktop calculator with a suggested retail price of £1,506.60. Basic capability is 480 program steps and 40 data memories, with an option to expand to 1,920 steps and 100 memories. Programs can be keyed in as required or recorded on magnetic cards for future use.

The watches all use the same basic five-function module based on a single I²L chip and an l.e.d. display. Cases are in metal or plastics and there is a choice of colours and strap styles. Prices start at £15.95. All prices quoted include VAT. Further details can be obtained from Texas Instruments Ltd., European Calculator Division, Dept P.E., 165 Bath Road, Slough SL1 4AD.

STICK-ON WIRING

Some of our older readers may remember Cir-Kit stick-on copper strips for making your own printed circuit boards. Another company, Print-A-Kit, have now introduced a similar product which comes in sheets of self-adhesive plain copper, group board pads and sheets of dual-in-line strips.

Known as P.A.K. Strip, the large d.i.l. Type A sheets are useful in that they can be used for in-line pin i.c.s and also for the staggered pin type of packages. The pins mate directly to the soldering pads, as do miniature and standard p.c. mounting preset potentiometers.

To make a printed circuit using Type A strip to mount d.i.l. i.c.s., the complete circuit is drawn on the board using the strip as a pattern guide to align the pin pads with those on the board. Etch board in the usual way and then stick the strip in position to the underside of the board. The adhesive used is such that the board can be drilled in one operation, drilling through both the strip and board.

An obvious advantage with this flexible type of stick-on wiring is that it can be used on plastic sheet, wood or even cardboard and mounting holes pierced with a sharp pointed instrument.

Further information and complete price list for the various ranges of P.A.K. Strip can be obtained from Print-A-Kit, Electronics Supplies, Dept. P.E., 408 Sharrowvale Road, Sheffield, S11 8ZP.

CATALOGUES

Just in time for the new season of Electronics Courses at the evening institutes, which start at this time of the year, are three new components catalogues.

The 20-page 1976 Chromasonic catalogue contains, apart from a fairly large stock of i.c.s., a new range of Chèkit audio amplifier modules with outputs up to 10W. Included in the range is a "Poor Man's Digital Tuner" kit.

The catalogue costs 35p, but includes redeemable vouchers, and is available from Chromasonics, Dept P.E., 56 Fortis Green Road, London, N10 3HN.

The new Maplin catalogue, published at the end of next month (October), should please our organ constructor readers. Listed amongst the new items is a complete two-manual organ kit. This organ is a "progressive" kit in that the constructor can stop at a single-manual version and add the extra manual and other tone colours at a later date.

Listed separately are keyboards, special organ integrated circuits, keying contact sets and complete kits of parts for articles published in various magazines, including PRACTICAL ELECTRONICS.

Of course, there are the usual large lists of stock items such as transistors, integrated circuits, resistors/capacitors, loudspeakers, control knobs, transformers and equipment cases. Listed amongst these sections are numerous "new lines".

For the organ constructor, the Maplin and the Elvins catalogues, who specialise in keyboards and complete organs and pianos, should cater for all their needs.

Copies of the Maplin catalogue will cost 50p and can be ordered from Maplin Electronic Supplies, P.O. Box 3, Rayleigh, Essex SS6 8LR, and the Elvins catalogue (not new), price 60p, from Elvins Electronic Musical Instruments, 12 Brett Road, Hackney, London E8 1JP.


The new Marshall's catalogue seems excellent value for money at 40p. With over 150 pages the catalogue is broken down into seven sections; Transistors; Integrated Circuits; Diodes and Rectifiers; Opto Electronics; Resistors; Capacitors and Accessories.

There are 22 pages devoted to transistors and 34 pages on integrated circuits. Included in the optical section are l.e.d.s and opto couplers. The accessories section includes such items as switches, DIL sockets, technical books, soldering irons and stands, transformers, heatsinks, cases, knobs and test meters.

The catalogue is nicely laid out and easy to use, but the Japanese transistor equivalents list could be expanded to include general transistor types as well as Marshall's own reference type numbers. Also, it would seem that an error has crept into the transistor leadout data on page 21. The tabulated information on the left of the page lists a drawing reference letter and pin connection numbers from 1 to 6, but the case outline drawings have omitted these pin numberings which makes it difficult, in some cases, to work out the correct connections.

Copies of the Marshall's catalogue can be obtained from any of their branches or direct from A. Marshall (London) Ltd., 42 Cricklewood Broadway, NW2 3ET. Price 40p by post and 30p to callers.

Sheets of P.A.K. Strip from Print-A-Kit



One of the new digital watches (TI 401-3) from Texas using I²L techniques



PATENTS REVIEW... □□□

OVERLOAD PROTECTION

The Hungarian company, Elektroakusztai Gyar, in BP 1 407 824, give full details, including component values, for a circuit intended to offer better protection for loudspeakers against overload. The system is claimed to be able to distinguish between, on the one hand, signals with occasional peaks and, on the other hand, signals with a high average energy content.

The invention is based on the belief that the latter condition is more dangerous; i.e. that the long-term average of the programme signal is more important than its peak content because it dictates the extent to which the drive unit coil is likely to overheat and burn out.

In one form of conventional circuit (Fig. 1) D1 rectifies the audio input applied across A, B, and applies it to the coil of relay RLA in parallel with capacitor C2. When the current in the coil exceeds a selected threshold value, the relay contacts open to put resistor R_R in series with the loudspeaker LS1. Because the circuit functions essentially as a peak rectifier loaded with the resistance of the relay coil, the operational time constant of the circuit depends on an average of momentary peak values.

In Fig. 2, however, the Zener diode D2 stabilises the d.c. voltage from D1. The relay coil and an indirectly heated thermistor R3 are wired in parallel with D2, the thermistor filament being in series with R2 across the input A, B. The Zener voltage is selected to be 10 per cent lower than that which causes RLA to operate.

Apart from a constant factor, the heating power is proportional to the square of the r.m.s. value, so the temperature of the thermistor is proportional to the square of the r.m.s. value across AB. It follows that when the voltage across AB exceeds a predetermined danger level the thermistor heats up, its resistance drops, and the voltage stabilised by the Zener drives a current through RLA coil sufficient to operate the relay. This switches the loudspeaker LS1 out of circuit.

Because the resistance of the thermistor is dependent also on ambient temperature, the time period for trip operation will decrease as ambient temperature increases.

UNDERWATER BEACON LOCATOR

A clever idea for helping divers home in on a submerged beacon emitting sounds is patented by Graseby Instruments Ltd, in BP 1 432 774. The idea could well be modified to meet other audio direction-finding requirements.

A submarine sound beacon emits audio pulses of frequency

around 9kHz. The diver carries a battery-powered locator which resembles a torch having a crossbeam with a piezoelectric hydrophone at each end. The hydrophones are spaced apart by a distance which is much greater than one wavelength of the beacon sound in water.

The block diagram, Fig. 1, shows the left-hand hydrophone and the right-hand hydrophone connected to the inputs of the left- and right-hand amplifiers. When sound is received by one hydrophone, it is amplified to illuminate an associated light-emitting diode, D1, D2. At the same time an inhibit signal is sent, via a delay network, to the input of the other amplifier.

The delay imparted is significantly less than the time taken for sound to travel in water between the left and right hydrophones. Thus, if the beacon is to the left of the locator the left hydrophone will receive sound before the right and the diode D1 will be illuminated, while an inhibit signal prevents illumination of diode D2. Similarly, D2 is illuminated and D1 inhibited when the beacon is to the right of the locator.

When the beacon is straight ahead both diodes are illuminated. The diver thus need only swim in the direction which lights both diodes.

BP 1 432 774

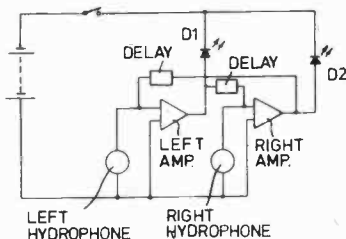


Fig. 1

BP 1 407 824

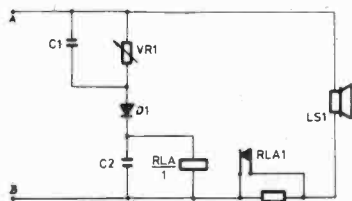


Fig. 1

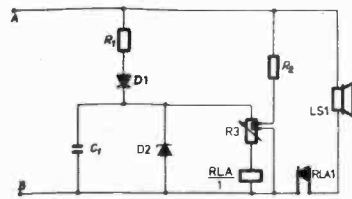


Fig. 2

IN BRIEF

BP 1 435 954, V E Tesler of Moscow: *Compatible Stereoscopic Colour Television System*. This Russian patent gives details of a mono-compatible stereo colour TV system which uses phase quadrature modulation of the colour sub-carrier to convey the necessary extra information.

BP 1 438 063, Motosh Industry Ltd, of Japan: *Drawing apparatus*. An electronically controlled automatic drawing board which draws lines at predetermined angles with respect to imaginary lines on the board, using as a base reference position lines of the earth's magnetic field.

RETURN OF POST MAIL ORDER SERVICE

R.C.S. 10 WATT AMPLIFIER KIT



This kit is suitable for record players, tape play back, guitars, electronic instruments or small P.A. systems. Two versions are available. A mono kit or a stereo kit. The mono kit uses 13 semiconductors. The stereo kit uses 22 semiconductors with printed front panel and volume, bass and treble controls. Spec. 10W output into 8 ohms, 7W into 15 ohms. Response 20c/s to 30kc/s, input 100M.V. high imp. Size 9 1/2 in x 3 in x 2 in.

Mono kit **£11.25** Stereo kit **£18** post 45p
Easy to build. Full instructions supplied.



ELAC 10 inch

Dual cone plasticised roll surround. Large ceramic magnet. 50-16,000 c/s. Bass resonance 55 c/s. 8 ohm impedance. 10W. 9 x 6 in. model **£3.25**. **£4.95**

MAINS TRANSFORMERS

ALL POST 50p each.
250-0-250V 80mA, 6-3, 2A **£2.95**
250-0-250 80mA, 6-3V 3-5A, 6-3V 1A or 5V 2A **£4.60**
350-0-350 80mA, 6-3V 3-5A, 6-3V 1A or 5V 2A **£5.80**
300-0-300 120mA, 6-3V 4A C.T., 6-3V 2A, **£7.00**
MIDGET 220V 45mA, 6-3V 2A, 2 1/2 x 2 1/2 in **£1.75**
HEATER TRANS, 6-3V 3A, **£1.45** 1 amp. 95p
GENERAL PURPOSE LOW VOLTAGE.
Tapped outputs at 2A 3, 4, 5, 6, 8, 9, 10, 12, 15, 18, 24 and 30V **£4.60**
1A 6, 8, 10, 12, 16, 18, 20, 24, 30, 36, 40, 48, 60 **£4.60**
2A, 6, 8, 12, 16, 18, 20, 24, 30, 36, 40, 48, 60 **£4.60**
3A, 6, 8, 10, 12, 16, 18, 20, 24, 30, 36, 40, 48, 60 **£6.70**
5A, 6, 8, 10, 12, 16, 18, 20, 24, 30, 36, 40, 48, 60 **£11.25**
6, 8, 10, 16V 1A **£2.25**. 6-0-6V 500mA **£1.95** 1A **£1.12**
12V 300mA **£1.12** 500mA **£1.12** 750mA **£1.40**
40V 2A tapped 10V or 30V **£2.50**. 20V 3A **£2.40**
40V 3A **£2.40**. 30V 5A + 34V 2A c.t. **£3.75**
20-0-20V 1A **£2.30** 1 1/4 **£2.75**. 20V 1A **£1.80**
60V tapped 40V, 20V, 1A **£3.50**
AUTO TRANSFORMERS. 116V to 230V or 230V to 116V 150W **£6**; 250W **£8**; 400W **£7**; 500W **£8**
CHARGER TRANSFORMERS. Input 200/250V for 6 or 12V 1 1/4 **£2.75**; 4A **£4.80**
FULL WAVE BRIDGE CHARGER RECTIFIERS: 6 or 12V outputs 1 1/4 40p; 2A 55p; 4A 85p.

R.C.S. STABILISED POWER PACK KIT
All parts including printed circuit and instructions to build this unit. Voltages available: 6V, 7.5V, 9V, 12V. Up to 100mA output. **£2.95** Post 45p.
Please state voltage required.

R.C.S. STEREO FM TUNER



This completely cased mains powered Hi-Fi Tuner with brushed aluminium face is British made using the latest circuitry. Bargain. Post 45p
£27.50
Stereo Tuner/Amplifier Chassis. Brand new **£38.50**.

BARGAIN 3W AMPLIFIER. 4 Transistor Push-Full Ready built with volume, treble and bass controls. 18 volt battery operated. **£3.95**

WAFFER HEATING ELEMENTS THIN

Size 10 1/2 x 8 1/2 x 1/4 in. Operating voltage 200/250V a.c. 250W approx. Suitable for Heating Pads, Food Warmers, Convector Heaters, etc. Must be clamped between two sheets of metal or asbestos.

ONLY **40p** EACH (FOUR FOR **£1.50**)

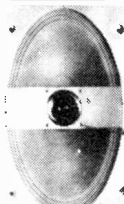
ALL POST PAID—Discounts for quantity.

E.M.I. 1 1/2 x 8in SPEAKER SALE!

With tweeter. And crossover. 10W. **£5.25**
State 3 or 8 ohm. As illustrated. Post 45p

15W model £7.95
8 or 15 ohms. Post 50p

20W model £8.95
8 or 15 ohms. Post 50p



BAKER MAJOR 12 £10.35

Post 50p



30-14,500 c/s. 12in double cone, woofer and tweeter cone together with a BAKER ceramic magnet assembly having a flux density of 14,000 gauss and a total flux of 145,000 Maxwells. Bass resonance 40 c/s. Rated 25W. NOTE: 3 or 8 or 15 ohms must be stated.

Module kit, 30-17,000 c/s with tweeter, crossover, baffle and instructions. **£13**
As illustrated.

Please state 3 or 8 or 15 ohms. Post 80p

"BIG SOUND" BAKER SPEAKERS

Robustly constructed to stand up to long periods of electronic pop and disco. As used by leading groups and discos. Useful response 30-13,000 c/s. Bass Resonance 55 c/s.

GROUP "25" **£8.95**
12in 30W
3, 8 or 15 ohms. Post 40p

GROUP "35" **£10.50**
12in 40W
3, 8 or 15 ohms. Post 40p

GROUP 50/12in **£14.50**
60W 8 or 15 ohms with aluminum presence dome. Post 80p

GROUP "50" **£19.50**
16in 75W
8 or 15 ohms. Post 80p

Disco, Group+PA Cabinets in stock. Send for Leaflet.



BAKER 150 WATT

ALL PURPOSE TRANSISTOR MIXER AMPLIFIER

Ideal for Groups, Disco, P.A. and Musical Instruments. 4 inputs speech and music. 4 way mixing. Output 8/15 ohm. a.c. Mains Separate treble and bass controls. **£68** Carr. **£1.00**
50 watt model **£49**.


NEW 'DISCO 100 WATT' £52
ALL TRANSISTOR AMPLIFIER CHASSIS Carr. **£1**
2 inputs. 4 outputs separate volume treble and bass control. Ideal disco or slave amplifier chassis. BLACK CARRYING CABINET AVAILABLE **£9**.

PW SOUND TO LIGHT DISPLAY
Complete kit of parts with R.C.S. printed circuit. Three 1,000W channels. As featured in December Practical Wireless. **£12.50** CABINET extra **£3**.

GOODMANS CONE TWEETER

18,000 c/s. 25W 8 ohm. Price **£3.25**

R.C.S. 100-WATT VALVE AMPLIFIER CHASSIS



Professional model. Four inputs. Treble, Bass, Master Volume Controls. Ideal disco, P.A. or groups. S.A.E. for details. 5 speaker outputs. **£85**
3 or 8 or 15 ohm. 100V line to order. Suitable carrying case **£16.50**. plus **£2.50** carr.

E.M.I. GRAM MOTOR
120V or 240V a.c. 2,400 r.p.m. 2-pole **£1.25**
70mA. Size 2 1/2 x 2 1/2 in. Post 30p

E.M.I. TAPE MOTOR
4 pole, 240V 185 mA **£2.00**
1,400 r.p.m. Spindle 1/4 in dia. 120V version **£1**. (Illustrated). Size 3 1/2 x 2 1/2 in. Post 30p

COLLARO GRAM MOTOR 120V 75p



NEW BSR HI-FI AUTOCHANGER


Plays 12in, 10in or 7in records Auto or Manual. A high quality unit backed by BSR reliability with 12 months' guarantee. A.c. 200/250V. Size 13 1/2 x 14 in. Above motor board 3 1/2 in. Below motor board 2 1/2 in. With STEREO/MONO CARTRIDGE.



£10.95
Single Player version **£15.50**. All Post 75p
GARRARD AUTOCHANGER Model 6300 **£14.85**.

PORTABLE PLAYER CABINET £4.50

Post 50p. Modern design. Size 16in x 16in x 7in rexine covered. Large front grille. Hinged lid. Chrome fittings. Motor board cut for Garrard or BSR deck.



R.C.S. DISCO DECK SINGLE RECORD PLAYER

Fitted with auto stop, stereo/compat. cartridge. Baseplate. Size 11in x 8 1/2 in. Turntable. Size 7in diameter. A.c. mains. 220/250V. 3 speeds plays all size records. **£6.25** Post 45p
Two for **£12**. Post 75p.

HEAVY METAL PLINTHS

With P.V.C. Cover. Cut out for most B.S.R. or Garrard decks. Silver grey finish. **£5.95**
Model "A". Size 12 1/2 x 14 1/2 in. Post 75p.
Model "B". Size 16 x 13 1/2 x 7 in. **£6.95**.

TINTED PLASTIC COVERS ONLY
Size: 'A'—14 1/2 in x 12 1/2 in x 4 1/2 in, **£2.50**. 'B'—20 1/2 in x 12 1/2 in x 4 1/2 in, **£3**. 'C'—17 1/2 in x 13 1/2 in x 3 1/2 in, **£3.25**. 'D'—16 1/2 in x 14 in x 4 in, **£3.50**.
Ideal for record decks, tape decks, etc. Post 75p.

BAKER HI-FI SPEAKERS HIGH QUALITY—BRITISH MADE SUPERB

12in 25 watts

A high quality loudspeaker, its remarkable low cone resonance ensures clear reproduction of the deepest bass. Fitted with a special copper drive and concentric tweeter cone resulting in full range reproduction with remarkable efficiency in the upper register. Bass Resonance 25 c/s Flux Density 16,500 gauss Useful response 20-17,000 c/s 8 or 15 ohms models.

£16.30 Post 80p.

AUDITORIUM 12in 35 watts



A full range reproducer for high power. Electric Guitars, public address, multi-speaker systems, electric organs. Ideal for Hi-Fi and Disco-theques. Bass Resonance 35 c/s Flux Density 15,000 gauss Useful response 25-16,000 c/s 8 or 15 ohms models.

£15.50 Post 80p.
15in model 45 watts **£19.50**. Post 90p.

BLANK ALUMINIUM CHASSIS, 18 s.w.g. 2 1/2 in sides. 6in x 4in, 70p; 8in x 6in, 80p; 10in x 7in, **£1.15**; 14in x 9in, **£1.50**; 16in x 6in, **£1.45**; 12in x 3in, 87p; 16in x 10in, **£1.70**.

ALUMINIUM PANELS, 18 s.w.g. 6in x 4in, 15p; 8in x 6in, 25p; 10in x 7in, 30p; 12in x 5in, 30p; 12in x 8in, 40p; 16in x 6in, 45p; 14in x 9in, 50p; 12in x 12in, 55p; 16in x 10in, 75p.

ALUMINIUM ANGLE BRACKET, 6in x 2in x 1/2 in, 20p.
ALUMINIUM BOXES VARIOUS SIZES.



RADIO COMPONENT SPECIALISTS

Minimum post 30p.

Access and Barclaycard Welcome.

Radio Books and Components Lists 10p.

Rail Selhurst.

Tel. 01-684 1665

Complete the coupon and we'll send you our complete, new catalogue.



The new Heathkit catalogue is now out. Full as ever with exciting, new models. To make building a Heathkit even more interesting and satisfying.

Clip the coupon now (enclosing a 10p stamp for postage) and we'll send you your copy to browse through.

With the world's largest range of electronic kits to choose from, there really is something for everyone.

Including our full range of test equipment, amateur radio gear, hi-fi equipment and many general interest kits.

And, if you happen to be in London or Gloucester, call in and see us. The London Heathkit Centre is at 233 Tottenham Court Road. The Gloucester showroom is next to our factory in Bristol Road.

Heath (Gloucester) Limited, Dept. PE-106 Bristol Road, Gloucester, GL2 6EE. Tel: Gloucester (0452) 29451.

The new Heathkit catalogue. Out now. FREE.

To: Heath (Gloucester) Limited, Dept. PE-106, Gloucester GL2 6EE. Please send me a Heathkit catalogue. I enclose a 10p stamp for postage.

Name _____

Address _____

FREE
SOLDERING IRON
WORTH
£3.50
with all orders over
£50

HEATH
Schlumberger

EASY TERMS AVAILABLE
WITH HEATHKIT MONTHLY
BUDGET PLAN

G F MILWARD Phone --- 021-327-2339	
369 ALUM ROCK ROAD, B'HAM.B8 3DR	
SOLDERING IRONS PENCIL BIT 40 WATT £1.50	1N4005 600VOLT. ORIGINAL. 15 ---- £1
100 RESISTORS ASSORTED £1	1N4148 ORIGINAL 25 ---- £1
Volume Controls & Pre. Sets 25 ---- £1	BARGAIN BAGS RESISTORS CAPACITORS DIODES TRANSISTORS ELECTROLYTICS CONTROLS, ETC. (MIXED) 4 lb £5
SILICON DIODES 100 UNTESTED £1	GERMANIUM DIODES 100 UNTESTED £1
BC 158 SILICON PNP ORIGINAL 8 ---- £1	GERMANIUM PNP TRANSISTORS (UNTESTED) £1
BC 148C HIGH GAIN SILICON PNP 8 ---- £1	3 watt Stereo Amps Ready built with independent Volume and Tone Controls £3.25
SILICON DIODES 100 UNTESTED £1	GERMANIUM PNP TRANSISTORS (UNTESTED) £1
ALL ABOVE PRICES INCLUDE POST & VAT	

Random FLASHER UNIT Wired ready for use Complete with three 100 watt coloured lamps that flash independently at random £18.95	TWIN BANK 6 LIGHT UNIT (less lamps) LENGTH 14 1/2 inches BC Fitting £9.55 ES Fitting £10.35
Sound to Light MASTER UNIT 600 WATTS PER CHANNEL £30.95 INCLUDING CHANNEL OUTPUT PLUGS AND HANDS INPUT SOCKET	TYPE A SPOT (less lamp!) BC Fitting £1.95 each ES Fitting £2.12 each
TYPE B 3 BANK UNIT (Less Lamps) BC Fitting £6.90 each ES Fitting £7.26 each	TWIN BANK 12 LIGHT UNIT Length 31 1/2 (less lamps) BC Fitting £15.60 each ES Fitting £17.00 each
100 WATT SPOT LAMPS RED, YELLOW, GREEN BLUE CLEAR £1.18 each Maximum 3 lamps £3.54 B.C. or E.S. Fitting	Send 20p for illustrated leaflet & price list.
ALBEN ENGINEERING CO. LTD., DEPT. PE THE CRESCENT, WORSTHORNE, BURNLEY, LANCs. Tel: Burnley 20940	

Readout —

A SELECTION FROM OUR POSTBAG

Readers requiring a reply to any letter must include a stamped addressed envelope. We regret that we cannot answer any technical queries on the telephone.

On-course

Sir—In a recent issue of PRACTICAL ELECTRONICS (May 1976) you published details for the construction of an "Audio Compass" which could be used as an off-course alarm for yachtsmen.

I was a competitor in the single-handed transatlantic yacht race and was able to try out and evaluate your prototype unit and think that your readers may be interested in my observations. Unfortunately, I had to retire from the race when I was about one third of the way across, after my self-steering was broken when I hit a submerged object of some sort.

I was at sea for twenty days and for all that time, despite the instrument being wet for a good part of the time and getting soaked on several occasions as well as receiving the battering one might expect in a North Atlantic gale, it operated very well. My main comments are on one or two details and on the use of the instrument.

When sailing singlehanded for any length of time sleep becomes of major importance and very often one is only able to snatch cat-naps of a few minutes for several days. Because of this, when one gets the chance of a few hours at a stretch, sleep is of prime consideration. Hence, when I first used the off-course alarm on the third night of the race after 48 hours without sleep and it woke me up minutes after I had fallen asleep I felt like throwing the whole thing overboard! I had set it to go off with a course change of about 15 degrees, forgetting that in the open sea a temporary wind shift of that magnitude is quite common.

The first important lesson I learnt from this was that one needs to set the alarm on a fairly broad band, i.e. so it will only sound when a change of course of about more than 35 degrees occurs. In this way, the minor meanders off course will not wake the exhausted sailor, but if he strays far enough off his course the alarm will sound and prevent him sailing back the way he has come or sailing toward a danger. Later in the race I set the alarm so that it would only sound if the course altered more than 45 degrees and this proved most satisfactory for both progress in the right direction and sleep.

The alarm itself is very strident, especially when connected to the ship's supply of 12V. In fact, I considered it to be far too noisy and think that a far gentler tone would have been just as effective and considerably less wearing on my nerves.

I believe that in the construction of the sensor ring housing the Hall Effect probes you used a piece of "Conti-Strip" so that it could slide easily round the compass bowl. I found that after this had been wetted it was very difficult to slide, probably because it swelled. Some sort of plastics strip might have been more satisfactory.

Apart from these two minor comments I found the instrument generally most satisfactory and had I been able to finish the race think that it would have saved me a good number of miles.

Andrew Bray,
Assistant Editor,
YACHTING MONTHLY

Missed Point

At this late stage, due to the fact that as a New Zealand reader, I do not receive P.E. until about three months after publication, I would like to enter the fray started by your reader Mr B. Timson who in *Readout*, February issue, deplored the appearance of what he felt were "unnecessary" projects in P.E.

I feel that he has missed the point behind magazines such as P.E. and I wonder that he even bothers to read it. These "useless" projects he refers to are so important because of what they teach people who read

them, and more, what they teach people who build the projects and even who fail in the attempt and have to find out why they don't work. As one who has had all this sort of thing happen, I think that your correspondent may have missed out on the pleasure of discovering mere principles which seem to be fairly dry at the time of learning them, but which often quite unexpectedly open up to be something most interesting and rewarding.

He reminds me a bit of a man who wrote to "Electronics Australia" a few years ago to air his impatience with all the new integrated circuits which were flooding the market. He regarded it as laziness on the part of a constructor to use an i.c. instead of using discrete components. I wonder why he ever stopped using valves. I wonder what he would say now we have I.s.i.

Although, as I said, I entered this argument late, might I suggest that if you think it would do any good, you might see fit to publish an edited version of my letter. I have never written to the editor of any publication outside New Zealand before, but I felt that Mr Timson should realise that even people as far away as N.Z. may disagree with him.

D. A. Arthur,
New Zealand

Project Boxes

Sir—Perhaps some of your readers may be interested in my idea for a simple projects box.

A length of plastic downpipe of the section shown in Fig. 1 can be made into a whole range of project boxes by cutting as shown in the diagrams. They can be any length, since the downpipe can be bought at any good builders, suppliers in anything up to 12ft lengths, so the cost per box would be quite small.

I hope this idea will help your younger readers who cannot afford those expensive boxes just to case up a cheap experiment.

F. W. Camping,
Hoddesdon.

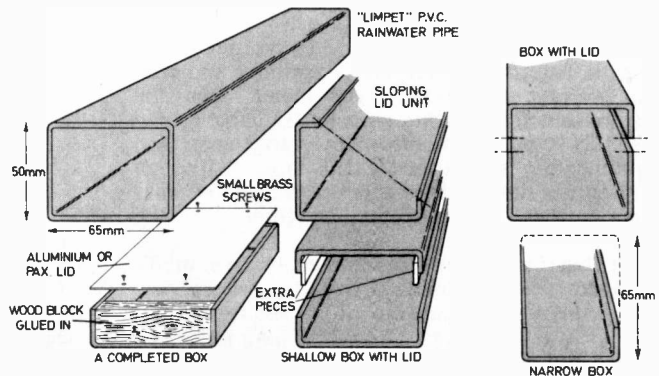


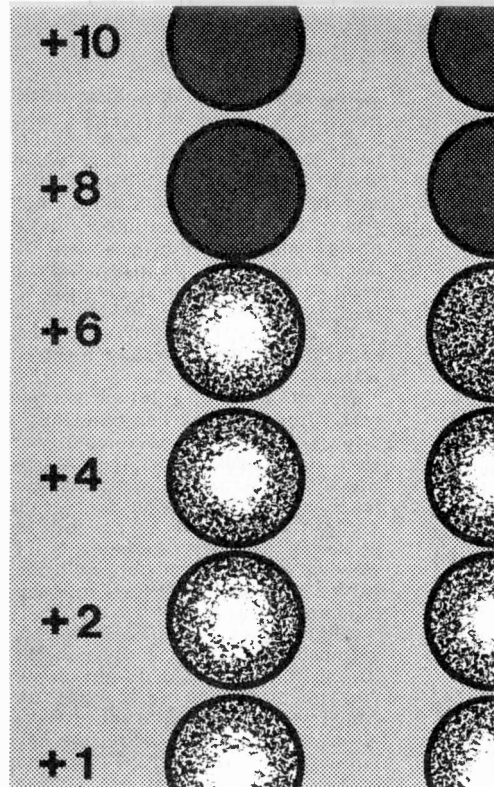
Fig. 1.

STEREO

DIGITAL PPM

with l.e.d. display

By R.W. LAWRENCE B.Sc.



FOR many years the Peak Programme Meter has been in this country the most popular and widely used level monitoring device in professional sound engineering circles. Its tight technical specifications allow precise and repeatable level measurements—so important when trying to achieve high quality sound recording and reproduction.

The rigorous performance specifications of the device cover not only the electronics, but also extend to the ballistics of the meter movement (rise-time, overshoot, etc.).

Being mechanical the movement is therefore the most costly single item in the whole unit, and if one considers a high quality stereo PPM movement (with two needles sharing the same axis), the cost of the necessary drive electronics may well only be a fraction of the cost of the movement itself.

This article describes an all-electronic alternative to the standard PPM which does away with the need for the costly meter movement, and, although having one or two disadvantages, does have several advantages over its traditional forerunner.

THE NEED FOR A PPM

Considering for the moment tape recording; if one attempts to record any normal programme material with an average responding type meter, then the chances are that short duration peaks are liable to slip through this type of monitoring arrangement and cause momentary saturation of the tape. Although this only occurs during these short peaks, the effect is to reduce the fidelity and general "brightness" of the recording.

It is for this reason that a peak detecting level monitoring system was eventually arrived at, whose rise-time was fast enough to capture all but the fastest and shortest duration transients, and which also possessed a relatively long decay time to allow these to be easily seen.

The necessity for this becomes obvious if one considers the following test. If a standard recording level meter is adjusted to read a certain value with a square wave input of, say, 100Hz, and then the mark/space ratio of the square wave is altered (the amplitude remaining the same) then the meter reading will change despite the fact that the peak level of the input has not changed. With a PPM monitoring system the measured level will remain substantially the same, even down to a low mark/space ratio.

Although these types of waveforms are very unnatural and unlikely to occur, the test does serve to demonstrate the PPM's superior peak detecting abilities, and its advantages over standard monitoring from this point of view.

Also, the final output of the PPM appears on a meter with a logarithmic scale allowing a good relation to the human ear's sensation of loudness.

PPM SCALING

The scale of the standard PPM consists of seven equidistant divisions (Fig. 1) numbered 1-7. The

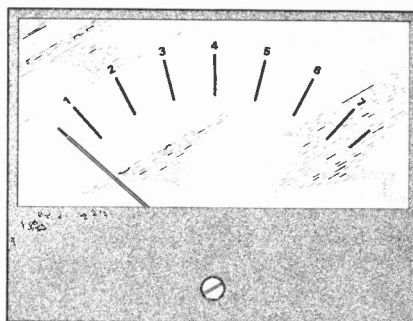



Fig. 1. The scale of the standard PPM. The separation between graduations is 4dB, the whole scale therefore covering a dynamic range of 24dB



fourth division appears in the centre of the scale and represents 0dB (the reference level from which measurements are made on the logarithmic scale). This is the BBC system and the one most universally accepted.

The level difference between each interval is 4dB, which therefore allows a dynamic range of 24dB to be displayed on the meter.

Since the scale is logarithmic there is of course, no zero; the meter needle coming to rest a little below the first division. The scale's 4dB/interval no longer applies beneath this first interval.

LOGARITHMIC GENERATION

One of the most important characteristics of the PPM other than its peak detecting capabilities then, is logarithmic scale. In the first valve PPMs, the logarithmic scale was derived by exploiting the logarithmic properties of the "variable μ " pentode.

The advent of the transistor allowed the log. effect to be generated more easily by using its inherent and very accurate relationship between the base-emitter voltage and the current through it. This relationship unfortunately has a temperature dependent term in it which, although possible to reduce, does lead to a further degree of circuit complexity.

A more popular approach has been the use of non-linear feedback networks around operational amplifiers. These use diodes or transistors to progressively switch in greater and greater amounts of feedback as the output level increases, thus achieving the logarithmic generation by the so-called "piecewise linear approximation" method. The logarithmic curve is usually split into several linear sections to accomplish this (see Fig. 2).

ATTACK AND DECAY TIME CONSTANTS

Earlier it was mentioned that the PPM's attack and decay times were rigidly defined. This allows the meter to be used on any sort of programme material with the sure knowledge that any other PPM will respond in exactly the same fashion.

The actual standard set for the attack time is 2.5ms, and for the decay time: 1s. The effect of these widely differing values is to enable the device not only to respond to short impulses or bursts of high level signal, but also to hold them long enough for one to see them. If the decay time was as short as the attack time, it would be virtually impossible to obtain a sensible reading from the meter since the needle would at almost all times be a blur, and high level, short duration transients would escape unnoticed. The relatively large release time therefore makes reading the meter far easier.

The ballistics of the meter are important here as if, for instance, its overshoot is excessive, then one may be led to believe when monitoring a programme full of short abrupt changes (e.g. percussive instruments) that the programme level is higher than it really is. At the same time, should the meter be excessively sluggish in its response, then the reverse may occur, i.e. that the programme level appears lower than it is.

Here, then lie the main reasons for the tight mechanical specifications laid down for the PPM movement and therefore its relatively high cost.

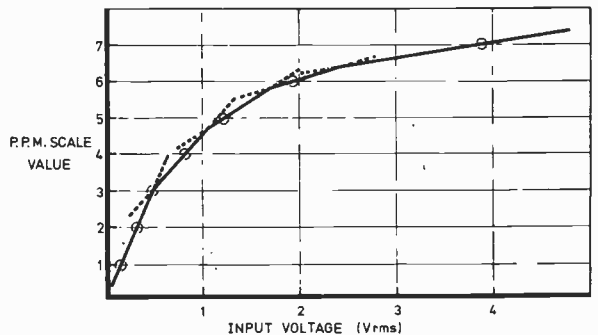


Fig. 2. The "Piecewise linear approximation method" of generating the logarithmic scale

ALTERNATIVE DISPLAYS

An alternative to the meter as the final display device is therefore a reasonable proposition.

The "bar-graph" type display with a large number of individual segments is an obvious choice, since although the resolution may be reduced, the problems associated with ballistics are dispensed with, and the attack and decay characteristics can be set by the electronics.

Typical bar-type displays include those entirely constructed from individual I.e.d.s, and also a gas variety possessing a large number of electrodes arranged in a linear or circular format. In this system every third electrode is connected together, the system operating on the principle that the triggering voltage required to initiate ionisation (thus forming the glow) in neon is greater than that required to sustain it. It is therefore possible for only one of the large number of electrodes to be illuminated whilst the rest—which are connected to the same potential—remain off.

With sequential switching the ionisation can be arranged to jump from one electrode to the next, and with appropriate logic and scanning, display a desired length of illuminated column.

This system, however, requires the use of a special display tube and fairly complex drive logic. For simplicity, then, and to a certain extent economy, an I.e.d. system is described.

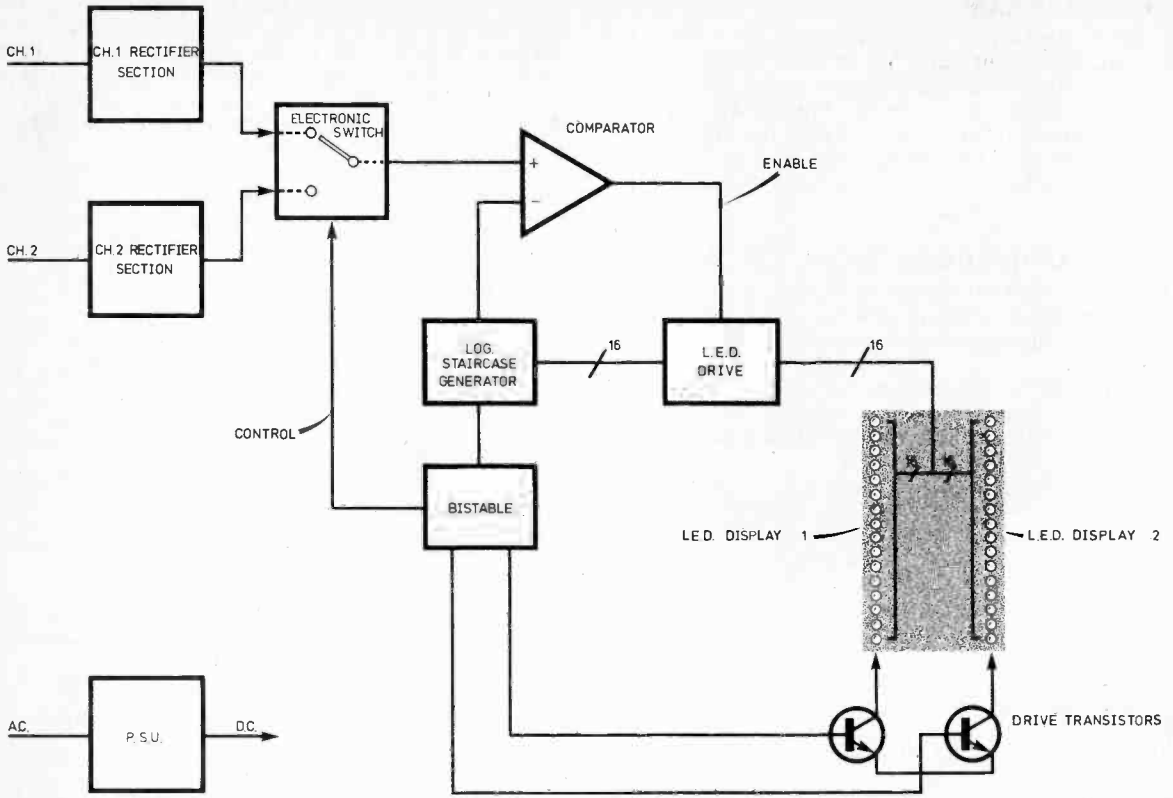


Fig. 3. Block diagram of the system using two separate l.e.d. displays, each of 16 levels, for a stereo PPM which does not use a meter as the display element

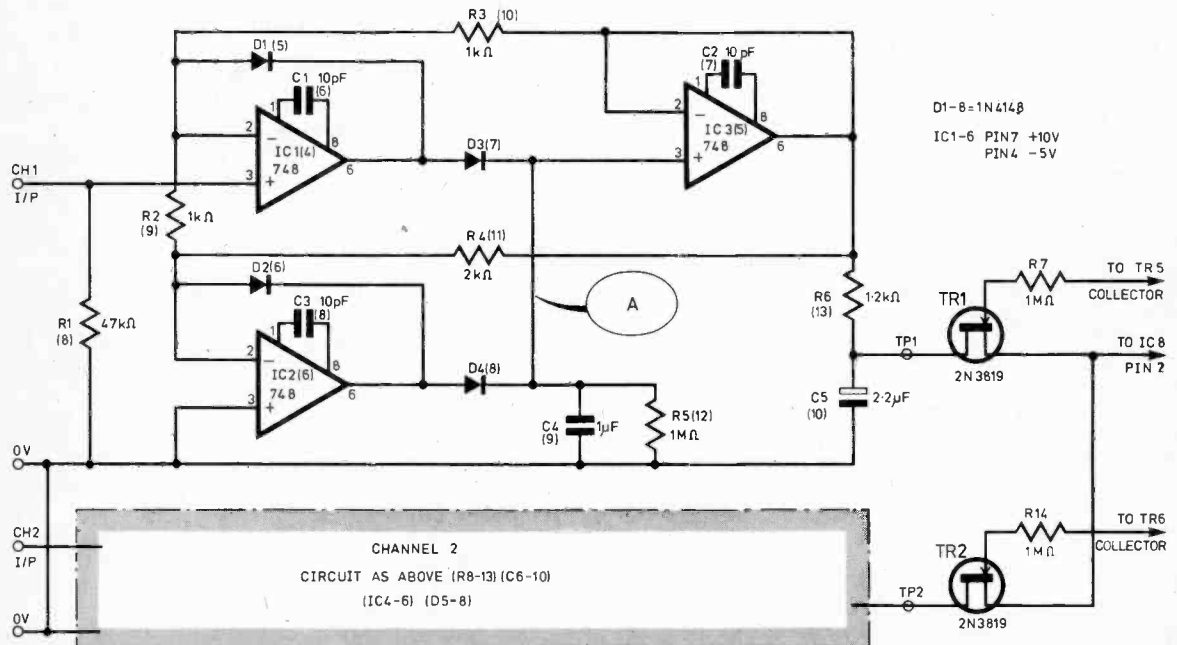


Fig. 4. The portion of the circuitry which full-wave rectifies the signal, and provides the required rise and fall time constants

BLOCK DIAGRAM

A block diagram of the system is shown in Fig. 3. An advantage of this particular method of generating a bar-type display is that it can easily be "multi-plexed" for stereo operation (as this in fact is) and since the same control circuitry is used for both channels, there are no channel matching problems.

We will now look at the various sections of the unit individually.

RECTIFIER/TIME-CONSTANTS SECTION

First we consider that portion of the circuitry which derives the peak value of the incoming signal and provides the appropriate rise and fall time constants (Fig. 4).

IC1 and IC2 perform the full-wave rectification function with diodes D1-4 and resistors R2-4, whilst IC3 acts as a voltage follower providing a low output impedance.

The full wave rectification circuitry used here has the advantage over other types having virtual earth inputs in that no impedance buffering amplifier is required between it and the input, since it has an inherently high input impedance.

The circuit works as follows: on positive-going input half cycles D3 conducts, the amplifier adjusting the voltage at point A (and thus the output of the voltage follower, IC3) to cause the junction of R2 and R3 (IC1 inverting input) to be the same as the non-inverting input.

Since IC2 is working with its non-inverting input grounded, current flowing into the R2, R4, D2 junction from R2 or R4 will be conducted away by D2 which will become forward biased.

The voltage at this junction is therefore held at the potential of the non-inverting input, i.e. ground.

Since one end of R2 is effectively grounded and the other at input potential, it follows that the potential of the output (the end of R3 not connected to R2) is at twice the input potential. Diodes D1 and D4 meanwhile remain non-conductive.

NEGATIVE HALF CYCLES

Considering now negative-going half cycles: D1 will be caused to conduct allowing IC1 to adjust its output to maintain the potential between its inverting and non-inverting inputs at zero.

IC1 can be considered to be operating as a voltage follower whose input is taken from the R2, R3, D1 junction. IC2, however, is operating in a virtual earth configuration with D4 being brought into conduction and the feedback loop closed via IC3 and R4. The gain for negative half cycles is therefore determined by the ratio $R4/R2$, which, as for positive half cycles, equals two. Diodes D2 and D3 this time remain non-conductive.

C4 can only charge via D3 and D4 and the rate is limited only by the maximum current that can be supplied by the 748 (20mA approx.). This allows an output rise time which is considerably smaller than the attack time constant set by R6 and C5, which therefore dominates the response at the output.

LOGARITHMIC STAIRCASE GENERATOR

The logarithmic staircase generator determines the characteristics of the logarithmic scale of the PPM and at the same time provides the l.e.d. drive via buffer transistors (Fig. 5).

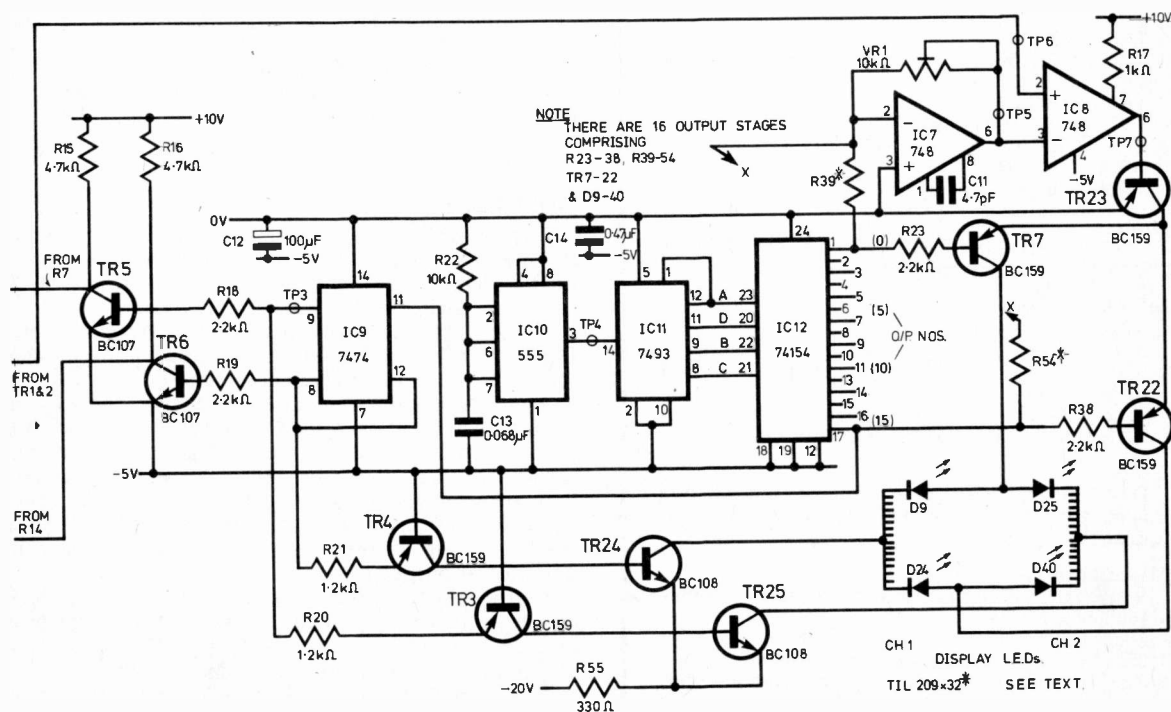


Fig. 5. Circuit diagram of the rest of the PPM. The values of resistors marked with an asterisk (R39 to R54) are given in Table 1. See text for more details (these resistors determine the scale characteristics). IC7 supply connections are: Pin 7, +10V; Pin 4, -5V.

COMPONENTS . . .

Resistors

R1	47k Ω	R13	1.2k Ω
R2	1k Ω	R14	1M Ω
R3	1k Ω	R15	4.7k Ω
R4	2k Ω	R16	4.7k Ω
R5	1M Ω	R17	1k Ω
R6	1.2k Ω	R18	2.2k Ω
R7	1M Ω	R19	2.2k Ω
R8	47k Ω	R20	1.2k Ω
R9	1k Ω	R21	1.2k Ω
R10	1k Ω	R22	10k Ω
R11	2k Ω	R23-R38	(16 off) 2.2k Ω
R12	1M Ω	R39-R54	See Table 1 and text
		R55	330 Ω 1W

All resistors $\frac{1}{4}$ W 5% carbon unless otherwise stated

Potentiometers

VR1 10k Ω Helical trimpot

Capacitors

C1	10pF plastic or ceramic
C2	10pF plastic or ceramic
C3	10pF plastic or ceramic
C4	1 μ F 20V polycarbonate
C5	2.2 μ F 16V tantalum
C6	10pF plastic or ceramic
C7	10pF plastic or ceramic
C8	10pF plastic or ceramic
C9	1 μ F 20V polycarbonate
C10	2.2 μ F 16V tantalum
C11	4.7pF plastic or ceramic
C12	100 μ F 16V tantalum
C13	0.068 μ F plastic or ceramic
C14	0.47 μ F plastic or ceramic
C15	1000 μ F 25V elect.
C16	1000 μ F 25V elect.

Transistors

TR1	2N3819 (f.e.t.)
TR2	2N3819 (f.e.t.)
TR3	BC159
TR4	BC159
TR5	BC107
TR6	BC107
TR7-22	BC159 (16 off)
TR23	BC159
TR24	BC108
TR25	BC108

Diodes

D1-8	1N4148 (8 off)
D41-44	1A bridge rectifier

Integrated circuits

IC1-8	748 (8 off)
IC9	7474
IC10	555
IC11	7493
IC12	74154
IC13	LM309 (5V voltage regulator i.c.)

L.e.d.s

D9-40 TIL209, or any other suitable l.e.d. (32 off).
Note that the l.e.d.s may be red or green as desired

Miscellaneous

Veroboard 210mm \times 65mm, 100mm \times 100mm,
160mm \times 30mm
2 feet (approx.) 10-way rainbow cable
6BA nuts and bolts, spacers etc. to suit
Box to suit (if necessary), the prototype box
measured 220mm \times 145mm \times 30mm
Transformer 12-0-12V 500mA
Heatsink (3,300 sq. mm. approx) and insulating kit
for IC13.

The staircase is generated by a 4-bit counter (7493) and a 4 to 16 line decoder (74154) which switches one by one a series of resistors between the virtual earth point of an operational amplifier, and a reference voltage.

The smaller the resistor between the reference voltage and the virtual earth point, the greater the current through the resistor and thus the greater the output of the operational amplifier. The values of the resistors are arranged to yield the negative going logarithmic staircase.

This system has the advantage over similar bar-type display systems of allowing the interval between adjacent l.e.d.s to be set at any desired value, which therefore allows the scale to be expanded or compressed to suit. This is a useful feature as it allows a large dynamic range to be displayed on the scale whilst enabling reasonable precision to be maintained around the centre of the scale. In the author's case, the scale has been expanded at the centre and compressed at the extremities although, of course, any format may be adopted.

COMPARATOR

The output from the staircase generator is then fed into one input of a comparator (IC8). This compares the incoming signal with the log staircase and provides a negative output when the staircase voltage is more negative than the input.

When negative the comparator output switches a transistor (TR23) on which then enables the transistors TR7-TR22 to pass current to the display l.e.d.s when required. The output of IC8 drives the base of TR23 direct, current being limited by the resistor R17 in its positive supply line.

The transistors TR7-22 derive their switching commands from the 4-16 line decoder IC12, which provides a logical 0 at each output pin in turn. At all other times they are in the logical 1 state, therefore leaving the l.e.d. drive transistors off.

BISTABLE

The bistable section contains the circuitry which switches the input to the comparator from the output of one channel's rectifier stage to the other, and at the same time switches the l.e.d. display channels over.

The bistable section consists of half of a 7474 dual D-type flip-flop and suitable interface circuitry drives the displays and input channel switches.

A 0-1 transition is required to change the bistable state at the end of each scan, and this is obtained from the sixteenth output of the 74154. As mentioned earlier, the outputs of the 74154 are at logic 1 unless they are selected by the 4-bit binary input code which causes them to go to logic 0. The required 0-1 transition occurring at the end of each scan is therefore obtained at output 16.

The bistable's outputs Q and \bar{Q} feed TR5 and TR6, one therefore being on whilst the other is off. These in turn control the f.e.t. switches TR1 and TR2, resulting also in only one being on at any one time.

TR3 and TR4 are arranged in common base configuration such that current flow into the emitter is transmitted via the collectors to the bases of TR24 and TR25. Hence the bistable determines which input channel and which l.e.d. display are selected.

Table 1: Scale details and values of the resistors associated with the individual levels. These can be altered to suit individual requirements

74154 Output Number	Level dB	Resistor Value k Ω
0	+14	3.125
1	+10	5
2	+8	6.25
3	+6	7.813
4	+4	10
5	+2	12.5
6	+1	14.03
7	0	15.625
8	-1	17.53
9	-2	20
10	-4	25
11	-8	40
12	-12	62.5
13	-18	125
14	-24	250
15	-30	500

THE SCALE

As explained previously, the scale characteristics are determined by the values of the resistors between the virtual earth input of IC7 and the outputs of IC12.


The sixteen selected input levels at which an on or off transition occurs (depending on whether the input is increasing or decreasing) are shown in Table 1. As can be seen a dynamic range of 44dB is covered—14dB above the 0dB reference level, and 30dB below it (0dB being the standard reference level; i.e. the voltage across 600 Ω when 1mW is being dissipated in it—775mV). This is limited only by the performance of the operational amplifiers—offset voltage, noise, etc.—at the lower end, and by the necessary voltage excursion required at the upper end.

RESISTOR SERIES

The resistors marked R39 to R54 are those which, as explained above determine the scale characteristics. As can be seen (Table 1) they are mostly of non-standard values. In the prototype PPM the values were either arrived at by using a potentiometer alone or a potentiometer plus a fixed resistor. It is recommended that fixed resistors be used ultimately for stability.

The series was computed by first selecting the largest reasonable value that was to be used (500k Ω) and then working the rest of the series out relative to this. This value is not necessarily the limiting one, but it does allow for larger resistors to be used and thus the possibility of lower levels being displayed.

Due to the basic properties of a logarithmic scale, when one voltage is twice another, there are 6dB between them, and when one is ten times another there are 20dB between them. Thus, in this case if 500k Ω is used for the -30dB i.e.d. then it follows that the -24dB level will be generated by 250k Ω , the -18dB: 125k Ω , -12dB: 62.5k Ω . Similarly the -20dB level (not used in this particular scale) will be generated by 50k Ω , and the +10dB by 5k Ω . A combination of these simple manipulations gives almost all of the rest of the resistor series, log. tables only needing to be used to calculate some of the 1dB increments. The relationships provide an easy method of calculating other resistor values should operation at levels other than those specified be required.



CONSTRUCTION

The actual construction of the i.e.d. PPM will be determined by its application. This may be a "stand-alone" unit or perhaps built into a mixer or other system. Veroboard was chosen for the prototype as it allowed modification to be carried out more easily than on p.c.b.

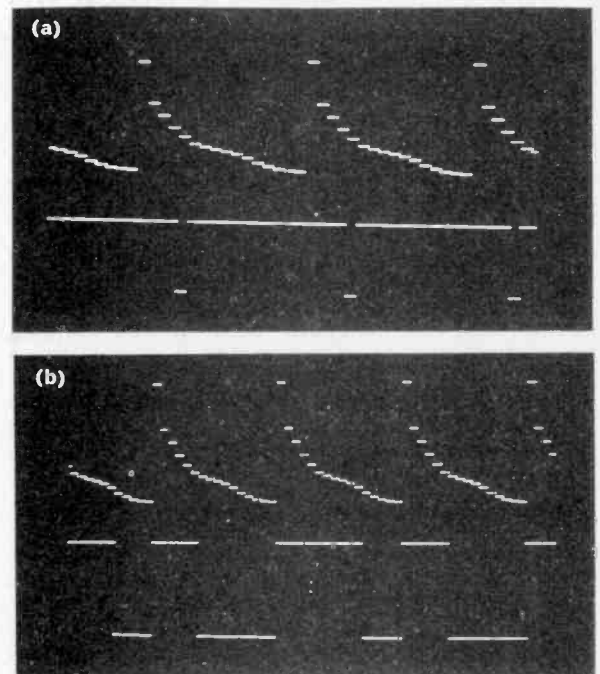


Fig. 6. Some waveforms generated in the i.e.d. PPM. (a) Log staircase plus one IC12 output. (b) Staircase plus IC8 output with both channels operated. Note the 1dB increments in the middle of the staircase

(a) INPUT BOARD

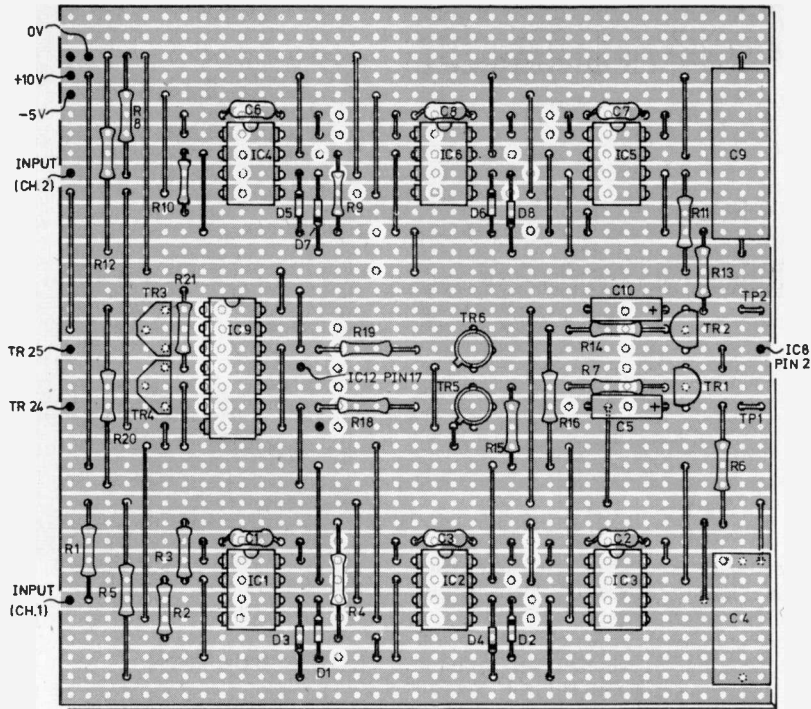


Fig. 7. The component layout, Veroboard cutting details and board interwiring for the PPM

(a) Input board (b) Main board (c) Display board

The bulk of the electronics in the prototype PPM was constructed on two boards with the l.e.d. columns and two drive transistors on a third. Veroboard of 0.1in pitch was found to provide a very convenient method of mounting for the l.e.d.s and unless a proper p.c.b. is to be made up, this technique is recommended as being both simple and effective.

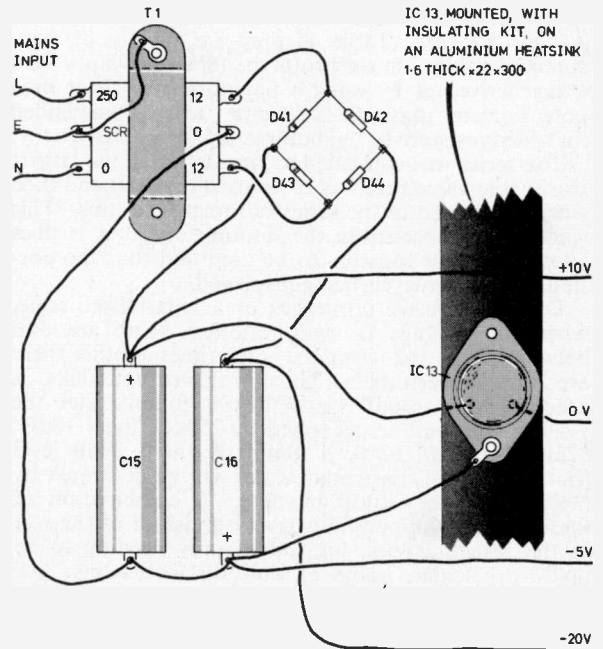
The component layouts and Veroboard cutting details are given in Fig. 7. This requires little comment except perhaps to stress that small resistors ($\frac{1}{8}W$) should be used as recommended as the layout is fairly compact.

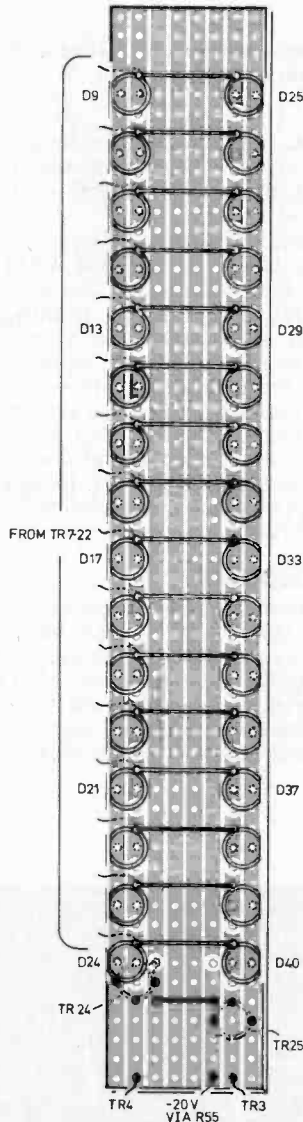
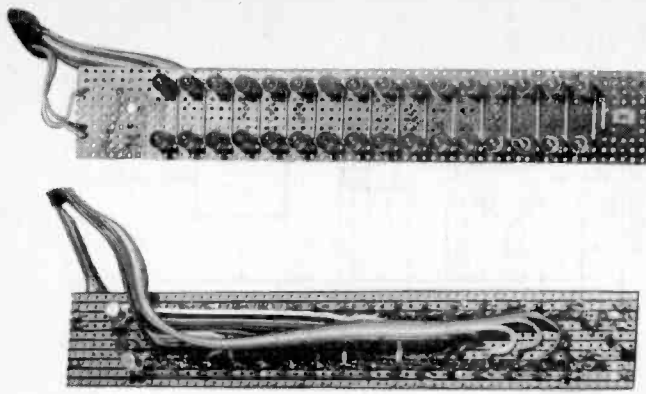
The actual layout of the boards is not critical with the exception possibly of that associated with the open loop 748 (IC8), where oscillation may result if track lengths are not kept to a minimum. Rainbow wire was used for connecting the l.e.d. columns to their appropriate driver transistors and Veropins (or p.c.b. pins) for connecting the rainbow wire to the Veroboard. The use of pins reduces the possibility of the track lifting underneath the board where wires are to be connected to it.

TEST POINTS

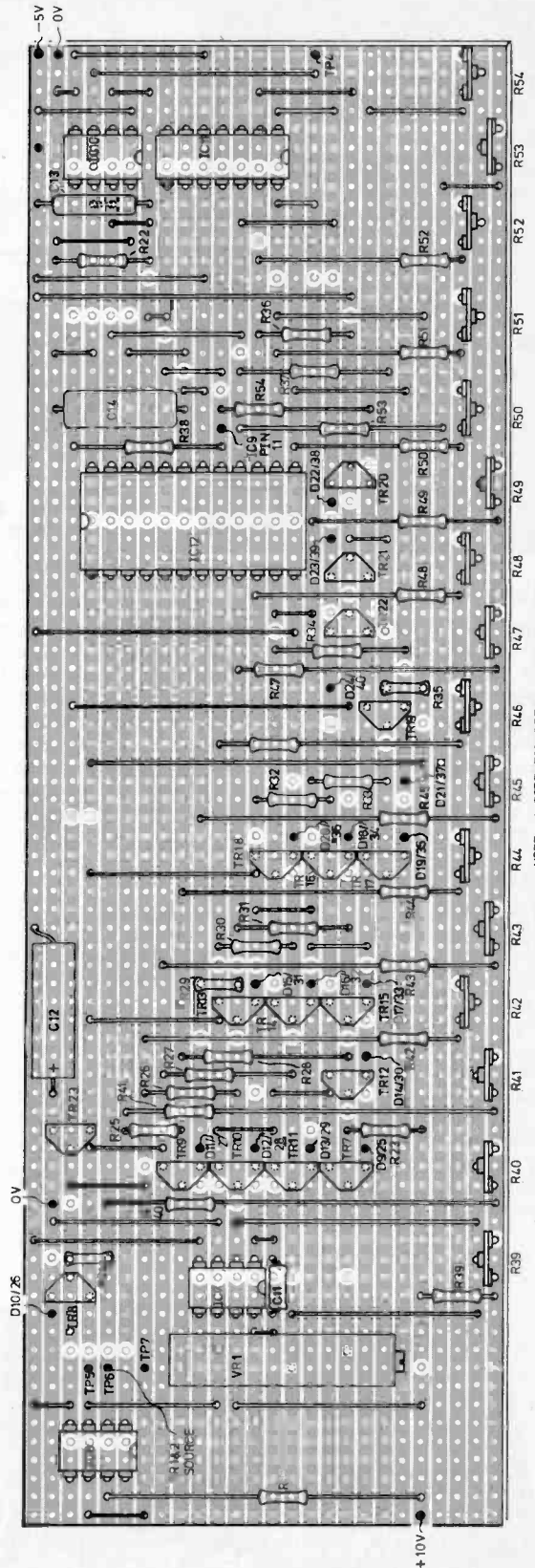
To aid in the testing of the unit and possible fault finding, it is a good idea to put test points around the circuit. Small loops of wire were found to be ideal for this purpose (22 s.w.g., say). Test points were inserted in the following positions on the prototype: the output of both of the rectifier/time constant sections, the inverting input to IC8 (Pin 2), the output of IC7 (Pin 6) to monitor the logarithmic staircase, the 555 output (Pin 3), the 7474 clock input (Pin 11) and Q and \bar{Q} (Pins 9 and 8).

POWER SUPPLY





(c) DISPLAY BOARD (above)
(b) MAIN BOARD (right)



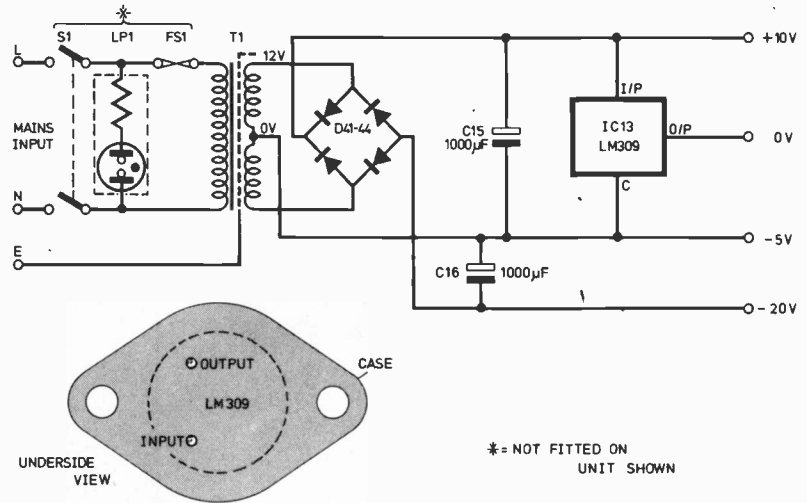



Fig. 8. Power supply arrangement for the unit. N.B. IC13 case is not earthed.

POWER SUPPLIES

The power supplies required by the PPM are $-5V$, $+10$ to $15V$, and a negative rail of -15 to $20V$. The $-5V$ rail should be of high stability since it acts as a voltage reference for the staircase generator. This is obtained very simply by using a 309 5V precision i.c. voltage regulator. Details of the power supply are given in Fig. 8. If possible a lower value of negative rail should be used as this would decrease the dissipation in R55. The arrangement shown was chosen for its simplicity however.

CALIBRATION

Calibration of the PPM basically depends on the values of the scale resistors R39-54. This can be done with reference to Table 1 and the use of a digital multimeter (or some other accurate means of ohms measurement).

The only other adjustment to be made is that of the $10k\Omega$ helical pot. VR1. The effect of adjusting this is to alter the amplitude of the logarithmic staircase which in turn sets the sensitivity of the unit. Perhaps not as one would first expect, reducing the amplitude of the staircase increases the sensitivity and increasing the amplitude reduces it. This is best explained by considering what happens if one maintains a constant input level to the PPM whilst the staircase amplitude

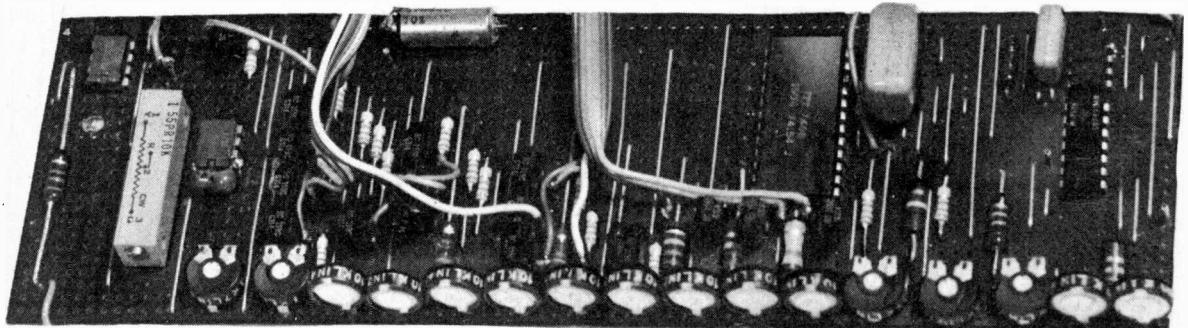
is varied. As it is increased, the comparator will switch at earlier and earlier times in the scan resulting in fewer l.e.d.s (and thus an indication of less level) being activated.

If the popular voltage reference of $0.775V$ r.m.s. ($1mW$ into 600Ω) is used the PPM can easily be adjusted to this by arranging that the $0dB$ l.e.d. is just on, with a $0dB$ tone present at the input.

Individual adjustment of each level can be carried out at this stage by setting the input tone source to the selected known accurate signal levels and adjusting the presets (if these are used) of the scale resistors until the respective l.e.d. indicating that particular level just lights. This is only recommended as a fine adjustment however; they should be set to approximately the correct value obtained by calculation (as outlined under "Resistor Series").

L.E.D. COLOURS

In order to obtain an enhanced indication of overload rather than simply that an l.e.d. above a certain level has lit, one can exploit the fact that there are both red and green l.e.d.s available. Green l.e.d.s can be chosen for levels up to, say, $+8dB$ and red (to indicate overload) for levels above this. The level chosen for the red-green transition is of course up to the individual constructor.



NEWS BRIEFS

Marine Electronics Symposium

SOME 110 delegates attended a symposium on Marine Electronics, organised by the Society of Electronic and Radio Technicians, at Southampton University in July. Eighteen papers were presented, covering a wide range of topics of concern to all involved in electronics at sea, whether in yachts and small craft, the fishing industry or coastal and deep-sea vessels.

Of outstanding interest were contributions on satellite navigation and communications, computer-backed navigation systems, speech processing for h.f. communications, and applications of surface acoustic wave devices.

Reprints of all the papers are available, priced £7 including postage and packing, from SERT, Faraday House, 8-10 Charing Cross Road, London WC2H 0HP.

Tape Cassettes

ALTHOUGH well known in the professional recording industry, to whom they supply more than 15 million cassettes each year, HCL are unheard of in the domestic field. They plan to change this with a range of professional quality, unrecorded High Energy tape cassettes called HCL Super. With recommended prices ranging from 98p for a C60, to £1.73 for a C120, these tapes are at present available only in London and the South East, but should be on sale in the rest of the U.K. at the end of 1976.

Name Change for Novus

AS from June 1976 National Semiconductor's Novus division changed its name to "National Semiconductor Corporation, Consumer Products Division". The name National Semiconductor was little known to consumers when the company produced its first calculator in 1973—hence the choice of the more easily remembered name "Novus". Since then National Semiconductor, through its Consumer Products Division, has become one of the world's biggest producers of calculators, and digital watches and clocks.

New high-end calculators, such as the 4640 Scientific, will be introduced carrying the National Semiconductor name and symbol, although the Novus brand name will be retained in some product areas.


National's headquarters are in Sunnyvale, California, but their products are made in locations as diverse as Salt Lake City and Penang, Malaysia. The Consumer Products Division has sales offices in major countries throughout the world. U.K. operations are based at Bedford.

Two distinct ranges of digital watches are being launched onto the U.K. market during 1976. Traditionally cased models will be available at prices from £19.95 to £32.95. A cheaper "plastic" model, using the normal module but housed in a glass fibre case with leather-type grain finish, will be marketed at £17.50.

WANT TO BRUSH UP ON YOUR LOGIC?

A new theory and practice series entitled *DOING IT DIGITALLY* starts in the October issue of *Everyday Electronics*—on sale Friday, September 17.

NEXT MONTH ORION TUNER



This stereo tuner has been designed to complement the Orion Amplifier providing the same low profile styling and high standard of performance at low cost. Construction is easy and no instruments are required for alignment.

SPECIAL OFFER...
EXCLUSIVE TO PE READERS
The Latest SOLDERING IRON
FROM ADCOLA

ALSO INSIDE...

DISCOSTROBE


A four-channel light show controller giving a choice of sequential, random or full strobe modes of operation.

HAZARD FLASHER

This simple design, based on a 555 timer i.c., is suitable for fitting to any car to flash all direction indicators simultaneously in an emergency.

PRACTICAL
ELECTRONICS

NOVEMBER 1976 ISSUE
ON SALE OCTOBER 8, 1976



PE DIGISCOPE

By R.W. Coles and B. Cullen

PART 4

This concluding article covers the construction of the Display Matrix and case, the interconnection of the individual circuit boards, and calibration and use of the completed instrument.

DISPLAY MATRIX

A good deal of thought was invested in the design of the Digiscope Display Matrix to make for simple assembly, accurate alignment and above all, low cost. The purchase of 80 i.e.d. devices is obviously something of an investment, and efforts were made to find the cheapest suitable i.e.d. which could meet the performance and size criteria dictated by the circuitry and layout. The final choice was the Litronix Red-Lit 50-01 which is a GaAsP device with a diffused lens emitting red light and utilising an extremely compact "pill" package.

The light rise and fall times from the RL50 are typically 1 nanosecond which is quite fast enough for our purposes, and the maximum forward current rating of 40 mA ensures that there is no danger of overdriving, even with very slow timebase speeds. The data sheet on this device claims "high reliability" but a small number of the 80 i.e.d.s in the prototype Matrix were either dead-on-arrival or failed in the first few hours of use.

Once these duds were weeded out, however, the rest lived up to the data sheet claim, but the experience did show the advisability of testing the RL50s before

incorporating them in the Matrix. Fortunately the i.e.d.s are easy to check with the aid of a 6 volt battery and a 150 ohm resistor, and this precaution is highly recommended since while it is possible to replace defunct devices in the Matrix, the exercise is rather tedious.

MATRIX CONSTRUCTION

The physical construction of the Matrix is based on the use of 0.15in Veroboards arranged in an X-Y configuration. The X lines Veroboard forms the main support and provides the eight horizontal row drive lines to which the i.e.d. anodes are connected. The Y lines Veroboard is mounted behind the X lines board and is arranged with ten vertical copper strips for the i.e.d. cathode column lines.

Getting the i.e.d. cathodes through the X lines without actually touching them is, of course, the main problem, but this was solved by drilling rows of new holes between the copper strips forming the X lines. The diagonal spacing between the original X line holes and the new Y line holes is about 0.17in, which is just enough to accommodate the RL50 with bent leads while keeping a tight 0.15in matrix-element spacing. The Y lines Veroboard could be formed as a single piece but in the prototype it was split into five separate strips each of two tracks for the simple reason that this makes it much easier to replace any defective i.e.d.s should this ever be necessary.

Details of the Matrix assembly are shown in Fig. 4.1 and the photograph, where it can be seen that once the Veroboards have been prepared and the diodes tested, assembly is quite straightforward.

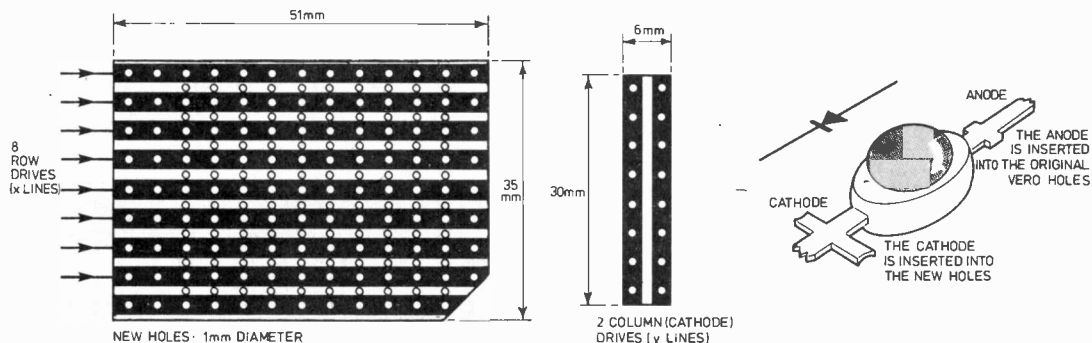


Fig. 4.1. Board assembly details for Display Matrix. The adjacent photograph shows final assembly of the Y line Veroboard strips, the fifth strip not yet being soldered

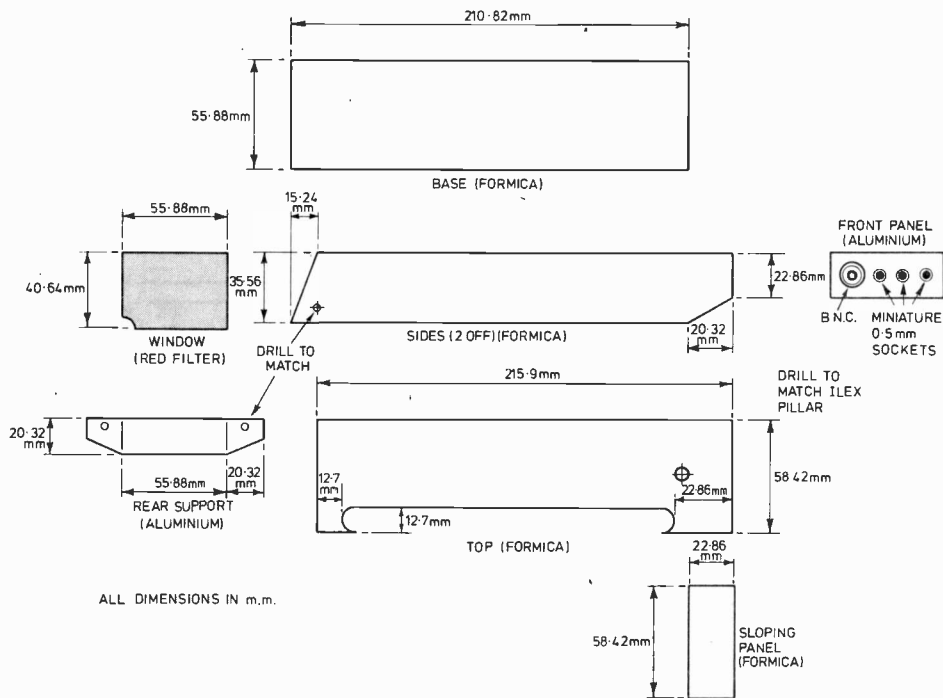



Fig. 4.2. Case assembly details

CASE CONSTRUCTION

The case is intended to be a snug fit on the main electronic assembly and to achieve this, Formica cladding material was chosen for its thinness and rigidity. The case components were joined with Araldite epoxy resin which formed a strong bond but suffered from the usual slow setting problem which it may be possible to avoid by using the new cyano-acrylate adhesives, which are now freely available.

The case is formed in two sections (Fig. 4.2), the base, on which is mounted the two circuit boards and the l.e.d. Matrix, and the cover, which comprises the top, sides, front panel and viewing window. The circuit boards are attached to the Formica base by means of 4BA bolts which do not actually penetrate the cladding but have their heads cemented to the base with epoxy. At the rear of the base an aluminium bracket is mounted to provide a rear anchor point for the cover, and also to provide some lateral protection for the l.e.d. Matrix.



This bracket is cemented to the base with contact adhesive.

The cover is box-like in shape and some care is needed in the assembly of the six separate components to minimise distortion. A wood-block former makes a useful assembly jig for this part of the construction and with the aid of stout elastic bands the job is soon accomplished.

INTERCONNECTIONS

When the two circuit boards and the Display Matrix have been built, the electrical interconnections between these sub-assemblies can be made (Fig. 4.3). The inter-deck wiring should be done with fine p.v.c. insulated stranded wire which can be loomed if desired. It makes good sense to take all the wiring over one long edge of the upper deck because this allows the completed assembly to be opened like a book, with the wiring forming the hinge, when access to the underside of the top deck or the upper surface of the lower deck is required. When the decks have been interconnected the Display Matrix can be wired in using fine single core wire for extra stiffness. The stiffness of the solid wire is very useful because it makes any rigid mounting for the Display Matrix unnecessary.

It is important that fine wire should be used since a total of 18 connections have to be made to the display and thick wire would make display positioning very unwieldy. The power for Digiscope comes from external supplies, and this is connected via a four-core cable terminated in a seven-pin DIN plug. Connections at the Digiscope end are made to the terminal pins on the front left-hand side of the lower deck. The four-core cable runs alongside the lower deck, on the base, and runs out through the cut-out in the viewing screen. The cable can be anchored to the base with contact adhesive.

The front panel carries the input/output sockets for external connections and these can be connected up

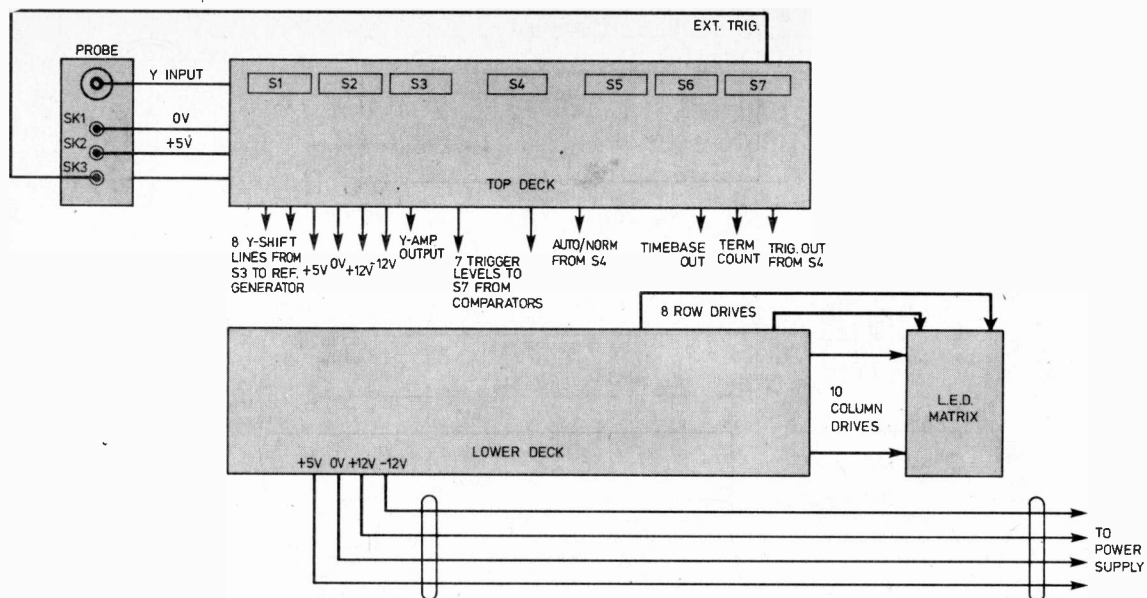



Fig. 4.3. Showing electrical connections between sub-assemblies

at this stage. The BNC socket is for the main Y Amplifier input, and a standard (large) BNC connection is used in this position because it fits in with current oscilloscope practice and allows the connection of standard probes and accessories when the probe-tip is removed. The three 0.5mm sockets can be used for a variety of purposes although a good combination is: SK1—Signal ground; SK2—+5 volt output (can be used as a Y amp calibration signal, or to power external low drain circuitry); SK3—External trigger input (a direct coupled logic type input which accepts TTL edges).

Screened cable is not required for the connection of any of these inputs to the circuit boards, although wiring should be kept as short as possible, and carried out with durable, stranded wire.



POWER SUPPLIES

As previously mentioned, Digiscope requires three separate d.c. supplies, plus 5 volt at 350 mA., plus 12 volt at 60 mA. and minus 12 volt at 60 mA. Each of these should be well regulated and free of mains ripple, but providing these conditions are met the exact nature of the supply source is not important and many constructors may wish to utilise existing supplies or even batteries. The Digiscope prototype had its own special mains Power Supply Unit, and this is described here

for those who wish to make a dedicated unit especially for their own Digiscope. The circuit for this supply is shown in Fig. 4.4 and as you can see it is quite a simple arrangement with no frills.

The 5 volts are stabilised by one of the TO3 case integrated circuit regulators now freely available, and this choice guarantees a good performance even at high currents with the minimum of ancillary components. An added advantage of these regulators is that they are short-circuit proof and cannot be destroyed by overloading.

The lower current 12 volt supplies are derived from the same transformer as the +5 volt supply although instead of a full wave bridge rectifier, two simple half wave rectifier circuits are employed. Regulation for the 12 volt supplies is provided by Zener diode shunt regulators which have an adequate performance at these low currents, and are of course, like all shunt regulators,

COMPONENTS . . .

POWER SUPPLY UNIT

Resistors

R1-R2 82Ω 1W (2 off)

Capacitors

C1 2,200μF 20V
C2-C3 1,000μF 25V (2 off)
C4 22μF 12V (tantalum bead)

Semiconductors

D1-D4 2A or 4A 50V Bridge Rectifier
D5-D6 IN4001
D7-D8 12V 1W Zener (2 off)
IC1 L005T1 5V 1A regulator (A. Marshall)

Transformer

T1 TRC type (West Hyde Developments)

Miscellaneous

LP1—mains neon, FS1-1A with holder, 0.1 in. matrix Veroboard, West Hyde 'SAMOS' style 55.
SK4 7-pin DIN socket

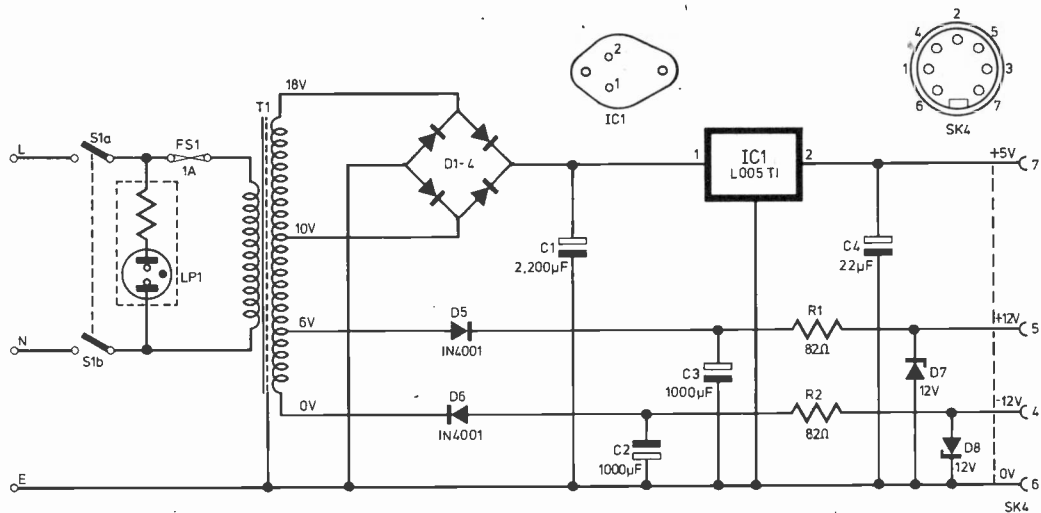


Fig. 4.4. Mains Power Supply Unit. A single Veroboard carries the majority of components with the diode bridge and regulator case attached with adhesive (see photograph)

inherently short-circuit proof, provided the short circuit does not last long enough to overheat the series dropper resistors.

POWER SUPPLY CONSTRUCTION

A West-Hyde Developments SAMOS case was chosen to house the mains supply because it is a cheap but sturdy and attractive housing of compact dimensions. The SAMOS case comes complete with plastic guides for mounting circuit boards, and it was found convenient to mount the smoothing capacitors and other components of the 12 volt supplies on a piece of 0.1in matrix Veroboard resting in these guides at the rear of the case. The transformer fits snugly in the front of the case, alongside the output socket, on-off switch and mains neon, while the mains lead and the mains fuse holder project through the rear.

The current drawn from the 5 volt supply does not justify extensive heat sink arrangements for the 5 volt regulator and the diode bridge, so these components were attached to the bottom of the case with contact adhesive.

SETTING UP DIGISCOPE


If the wiring up and interconnections have been correctly carried out, there should be little difficulty in getting the display and other circuitry operating to specification. The only essential test equipment required is a calibrated variable frequency generator of some kind, preferably with a square wave output, although other items of test gear might prove useful if available. Set the controls as follows:

1. Y GAIN to 1 volt per division
2. Y SHIFT to half travel
3. AC/DC/GND to GND
4. TRIGGER to AUTO
5. TRIG. SLOPE to POSITIVE
6. TIMEBASE to 1ms per division
7. TRIG LEVEL to half travel

(The first check is to get a trace on the screen, and this will require a functioning timebase oscillator, so if you did not calibrate the timebase after building the top deck it will now be necessary to connect a 10 kilohm potentiometer in place of the 1ms per division select-on-test (s.o.t.) resistor.)

Connect up the Power Supply and switch on. What we want to see now is a straight line trace somewhere on the display, but it is more than likely that the trace will be off screen and will have to be brought to centre screen with VR1. If the trace is not visible or some l.e.d.s are on continuously, switch off and check the Timebase and l.e.d. Driver circuit wiring.

With a centre screen trace visible, it is now necessary to try to display waveforms from the signal generator, so the AC/DC/GND switch should be set to AC, and the output of the generator should be connected to the Y Amplifier input socket, with the output signal set to give an 8V peak-to-peak 100Hz square wave. This signal should just fill the screen from top to bottom and side to side, but adjustment will probably be necessary to the Y gain pot VR2, and to the timebase pot connected in place of the s.o.t. resistor in the Timebase Oscillator. If this procedure is successful then the other three timebase ranges can be calibrated by substituting the pot for each of the s.o.t. resistors in turn and by setting the signal generator to 1MHz, 10kHz and 1Hz as appropriate. The value of the potentiometer when it has been adjusted for a full screen signal should be measured with a multimeter set to the ohms range, and an appropriate fixed resistor substituted.



Since the timebase division ratios are rigidly fixed, there is no need for calibration of these, and it may be helpful to calibrate the Timebase Oscillator at some other division ratio than the X1 range mentioned, depending on the characteristics of the square wave generator used.


When you are happy with the timebase calibration the Y Attenuator can be checked by ensuring that square waves of 80 millivolt, 800 millivolt, 8 volt and 80 volt just fill the screen with the appropriate attenuator setting selected. The X1 to X8 Y gain settings can also be checked, but don't try to check the $10V \times 8$ range with a 640 volt signal because although this is the f.s.d. of this range, it is wise to restrict the input voltages to Digiscope to 200 volts or less to avoid the possibility of flash-overs between tracks!

With these essential preliminaries over, it is now possible to check all the other control settings and permutations using the signal generator set to different frequencies, levels, and waveshapes, and perhaps using a variable d.c. supply to examine the d.c. performance. This exercise is important in that it allows one to gain familiarity with the effect of various control settings on the displayed waveform, a task which is difficult to co-ordinate at first, particularly if one is not already familiar with the operation of a conventional scope.

USING DIGISCOPE

Obviously, the definition provided by the 80 point Digiscope Matrix is not as good as that of a cathode ray tube, and this necessitates a slightly different approach when using it to examine a.c. waveforms. It is important to use the ample Timebase and Y Amplifier control settings to get the signal waveform to fill the display, so that all the available definition is utilised. This means, for example, that when looking at a sinusoid, the aim should be to display a single cycle, or at most two cycles, on the screen. Fortunately, the very good trigger performance enables one to select control settings to optimise the display without the need to adjust the trigger after each change.

Digiscope is a prototype design which could form the basis for a new family of i.e.d. display scopes with larger matrices and perhaps improved performance. As the price of semiconductor technology falls there seems to be no real reason why larger displays and, of course, fully integrated drive logic could not be produced, perhaps as an l.s.i. chip set incorporating such "goodies" as dual trace and storage modes, all of which are quite feasible. ★



NEWS BRIEFS

Amateur Convention

THE 1976 Welsh Amateur Radio Convention will be held on Sunday September 26, at the Oakdale Community College, Blackwood in Gwent, South Wales.

This year's programme will enable visitors to attend both the technical lectures and film/slide shows. Further details can be obtained from Mr. R. B. Davies, GW3KYA, Blackwood & District Amateur Radio Society, 16, Vancover Drive, Penmain, Blackwood, Gwent, NP2 0UQ. (SAE required).

Courses

THE Bridgnorth College of Further Education will be running a RAE course for the 1976/77 session.

Comm: Monday September 20, time: 7.30 p.m. at the Bridgnorth College of Further Education, Stourbridge Road, Bridgnorth, Shropshire.

The Gosforth Adult Association Classes are starting a new RAE course for the 1976/77 session.

Enrol: Monday September 6, time: 7.00 p.m. at the Gosforth Secondary School, Gosforth, Newcastle upon Tyne.

Two courses, each of nine lectures, are being run by the South London College, Knights Hill, SE27, on *Teletext Systems and Integrated Circuits*.

Comm: Thursday October 14, time: 6.30 p.m.
Title: Integrated Circuits, Fee: £3.00

Comm: Tuesday October 12, time: 6.30 p.m.
Title: Teletext Systems (Ceefax, Oracle Viewdata), Fee: £4.80.

POINTS ARISING

RADIO CONTROL SYSTEM RECEIVERS (July 1976)

Some readers have experienced difficulty with the receiver's local oscillator failing to oscillate. The author has informed us that the problem can be cured by increasing the values of L3 and L4 to $30\mu\text{H}$ and 1mH respectively. The 1mH r.f. choke can be obtained from most suppliers, whilst the $30\mu\text{H}$ is constructed by winding 20 turns of 30 s.w.g. enamelled copper wire on an i.f. core (4mm in diameter, 10mm long) and using glue to secure the ends of the winding only.

Also please note that the value of C7 should be as shown in the components list—47pF—and not 22pF as shown in Fig. 7.

LIGHT-UP ALARM (September 1976)

The National LM747 cannot be used for IC1 in this design, since pins 9 and 13 are internally strapped.

SOUND TO LIGHT SYSTEM (Ingenuity Unlimited, July 1976)

In the circuit diagram Fig. 1, the Live terminal should only be connected to the lamp (LP) and not as shown.

It is most important that the positive 9V line and the Live terminal are not connected together.

INGENUITY UNLIMITED



A selection of readers suggested circuits. It should be emphasised that these designs have not been proven by us. They will at any rate stimulate further thought. Any idea published will be awarded payment according to its merits. Why not submit YOUR IDEA?

Please Note

Articles submitted for publication should conform to the usual practices of this journal, e.g. with regard to abbreviations and circuit symbols. Diagrams should be on separate sheets, not inserted in the text.

CMOS MAGNETIC CARTRIDGE PRE-AMPLIFIER

THE circuit shown in Fig. 1 is a simple pre-amplifier for a magnetic gramophone pick-up based on the now readily-available 74C04 CMOS hex inverter.

Each inverter is operated as a linear amplifier by the application of d.c. negative feedback and has an open loop voltage gain of approximately 50. The first stage of the circuit is arranged to have a voltage gain of about ten to bring the signal from the pick-up to a workable level. The output of this is coupled by a 1 μ F capacitor to the second stage which provides RIAA equalisation by means of an RC filter connected in the feedback loop and this reduces the stage gain from 10 at 50Hz to 0.1 at 20kHz.

The equalised output of this stage which is about 50mV in amplitude is fed through a coupling capacitor to the tone control stage. The amplification for the tone controls

is provided by three cascaded inverters to give a high open-loop gain, but otherwise it is of the conventional Baxandall type. The gain of the tone control stage is close to unity with the bass and treble controls set for flat response. The output of the tone control circuit is then passed to a single inverter output amplifier with a voltage gain of about nine.

The output is provided through a 4.7k Ω volume control. With an input of 5mV at 1kHz the maximum output is about 500mV into a 10k Ω load which is suitable for most commercial power amplifiers.

The power supply for the circuit is not critical provided that it can supply 25mA at a voltage between five and 15 volts. However, it should be well decoupled to prevent noise being introduced into the amplifier stages.

R. Heaton, Christchurch.

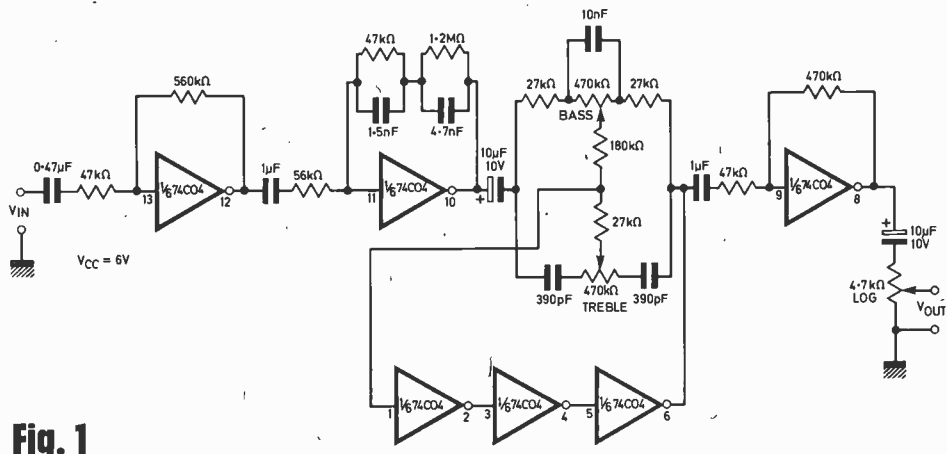


Fig. 1

SIMPLE SIREN

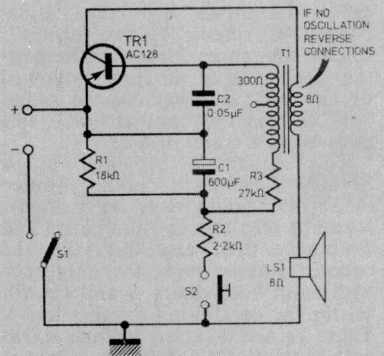


Fig. 1

THE circuit (Fig. 1) uses one transistor and a transistor portable radio output transformer to develop feedback from collector to base. When S2 is pressed C1 charges up at a rate determined by R2. The siren oscillates at a steadily increasing frequency determined by C2 and R3. When S2 is released the oscillations continue decreasing at a rate determined by C2 and R1. An ON/OFF switch prevents battery leakage through the transistor (9V).

The larger the speaker the better the effect. If you plan to use an amplifier omit the speaker and ground that transformer lead. Couple the output from the collector via a capacitor of 0.1-10 μ F depending on the input impedance. Use 0.1 μ F for 100k Ω or higher, increase for lower impedances. If there is no oscillation, reverse the transformer secondary connections.

K. Bennett,
Middlesbrough.

TELEPHONE BELL SIMULATOR

It is occasionally desirable to ring a bell in the same pattern as a Post Office telephone bell. The usual pattern of ringing is two "rings", followed by three "spaces". Regarding each ring as an "on" followed by an "off", and each space as an "off" followed by another "off", this adds up to a count of ten.

This count is provided by a SN7493 wired as a decade counter (a SN7490 could have been used). It can be seen that the numbers 5 and 7 (binary 0101 and 0111) in the counter output, being the only ones with 1s in both digits A and C, will satisfy the conditions for the "ons". These 1s are detected by one NAND gate of the SN7400 and the output is inverted by a second, the other two gates being connected as an astable

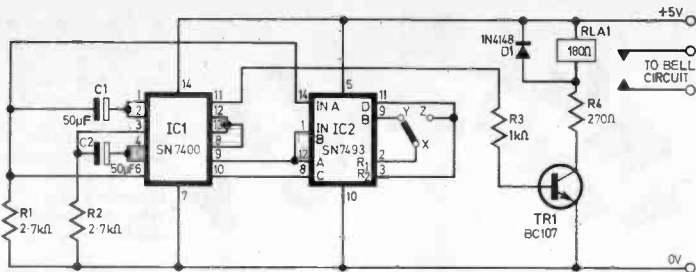


Fig. 1

NOTE: Resistors R1 and R2 should be connected to the opposite side of C1 and C2 to that shown in Fig. 1. In other words, R1 should be between IC1 pins 1/2 and 0V, R2 between IC1 pins 4/5 and 0V.

multivibrator supplying the count input to the SN7493. The optimum values of R1, R2, C1 and C2 are best found by experiment. The BC107 drives the relay operating the bell circuit, the relay used being a

small 180Ω reed type. To simulate the pattern of two "rings" followed by two "spaces" found in some areas connect X to Z instead of to Y.

K. D. Hooper, B.Sc.
Gillingham, Dorset.

SIMPLE DIGITAL LEAF

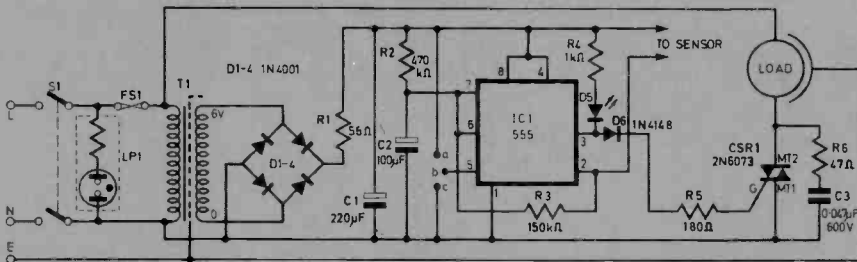


Fig. 1

IN PRACTICAL ELECTRONICS, January 1975, a design was published for a "Digital Leaf" for use in greenhouses. Here is a simplified version which achieves the same ends and also incorporates an l.e.d. to allow testing on a 9V battery, which is less hazardous than with mains connected (Fig. 1).

The NE555 timer can be triggered quite happily by a slowly changing potential at pin 2, the arrangement shown working well and without chatter. The supply is not stabilised, and the original zener diode is omitted to put less load on the miniature transformer and give about 9V. The sensor is built as in the original article—two carbon rods connected to a twin lead and set in Araldite epoxy resin along with a supporting spike, the ends being exposed on a flat upward face. When the sensor is dry, pin 3 of the NE555 goes positive for a period

depending upon the values of R2 and C2. This gates the triac and will allow water to flow through the mains operated water valve. Remember to earth the water valve body as shown—if in doubt seek professional advice on this matter.

Water sprays on to the sensor and when the timer has completed one cycle the potential at pin 2 has been lifted and inhibits the timer from starting the next cycle until the water on the sensor evaporates. During the "water off" period, pin 3 goes negative and the l.e.d., D5 is lit. Some increase in the values of R4 and R5 may be needed to limit the current through the l.e.d. during the "water on" period and to ensure that the triac is not gated on if it happens to require a very low current. No such problems were encountered in the prototype.

If variation in the duration of the "water on" time is required, two

alternatives are possible. The first method is to connect point "b" in the circuit to "a" or "c" via a 500Ω resistor and a switch. The second alternative is to replace R2 by a switched series of ten timing resistors and an 11-way switch in series with a 10kΩ resistor to make up a total value of about 500kΩ.

During construction do not connect R1. Testing can proceed without the mains connected but with a 9V battery wired temporarily across C1. Check polarity carefully before connecting the battery. With damp blotting paper across the sensor the circuit will complete a cycle and then the l.e.d. will remain lit until the blotting paper is removed. It can be replaced at any time before or after a cycle to start the whole procedure again.

D. Polak,
Middlesbrough.

15-240 WATTS!

HY5 Preamplifier


The HY5 is a mono hybrid amplifier ideally suited for all applications. All common input functions (mag Cartridge, tuner, etc.) are catered for internally, the desired function is achieved either by a multi-way switch or direct connection to the appropriate pins. The internal volume and tone circuits merely require connecting to external potentiometers (not included). The HY5 is compatible with all I.L.P. power amplifiers and power supplies. To ease construction and mounting a P.C. connector is supplied with each pre-amplifier.

FEATURES: complete pre-amplifier in single pack; multi-function equalisation; low noise; low distortion; high overload; two simply combined for stereo.

APPLICATIONS: hi-fi; mixers; disco; guitar and organ; public address.

SPECIFICATION: Inputs—magnetic pick-up 3mV; ceramic pick-up 30mV; tuner 100mV; microphone 10mV; auxiliary 3-100mV; Input impedance 47k Ω at 1kHz. Outputs—tape 100mV; main output 500mV R.M.S. Active Tone Controls—treble \pm 12dB at 10kHz; bass \pm 12dB at 100Hz. Distortion—0.1% at 1kHz; signal/noise ratio 68dB. Overload—38dB on magnetic pick-up. Supply Voltage— \pm 16-50V.

Price £4.75 + 59p VAT. P. & P. free
HY5 mounting board B.1. 48p + 6p VAT. P. & P. free



HY30 15W into 8 Ω

The HY30 is an exciting New kit from I.L.P. It features a virtually indestructible I.C. with short circuit and thermal protection. The kit consists of: I.C., heatsink, P.C. board, 4 resistors, 6 capacitors, mounting kit, together with easy to follow construction and operating instructions. This amplifier is ideally suited to the beginner in audio who wishes to use the most up to date technology available.

FEATURES: complete kit; low distortion; short, open and thermal protection; easy to build.

APPLICATIONS: updating audio equipment; guitar practice amplifier; test amplifier; audio oscillator.

SPECIFICATION: Output Power—15W R.M.S. into 8 Ω . Distortion—0.1% at 15W. Input Sensitivity—500mV. Frequency Response—10Hz-16kHz -3dB.

Price £4.75 + 59p VAT. P. & P. free

AVAILABLE
JUNE 1976

HY50 25W into 8 Ω


The HY50 leads I.L.P.'s total integration approach to power amplifier design. The amplifier features an integral heatsink together with the simplicity of no external components. During the past three years the amplifier has been refined to the extent that it must be one of the most reliable and robust High Fidelity modules in the World.

FEATURES: low distortion; integral heatsink; only five connections; 7 amp output transistors; no external components.

APPLICATIONS: medium power hi-fi systems; low power disco; guitar amplifier.

SPECIFICATION: Input Sensitivity—500mV. Output Power—25W R.M.S. into 8 Ω . Load Impedance—4-16 Ω . Distortion—0.04% at 25W at 1kHz. Signal/Noise Ratio—75dB. Frequency Response—10Hz-45kHz -3dB. Supply Voltage— \pm 25V. Size—105 x 50 x 25mm.

Price £6.20 + 77p VAT. P. & P. free



HY120 60W into 8 Ω


The HY120 is the baby of I.L.P.'s new high power range, designed to meet the most exacting requirements including load line and thermal protection this amplifier sets a new standard in modular design.

FEATURES: very low distortion; integral heatsink; load line protection; thermal protection; five connections; no external components.

APPLICATIONS: hi-fi; high quality disco; public address; monitor amplifier; guitar and organ.

SPECIFICATION: Input Sensitivity—500mV. Output Power—60W R.M.S. into 8 Ω . Load Impedance—4-16 Ω . Distortion—0.04% at 60W at 1kHz. Signal/Noise Ratio—90dB. Frequency Response—10Hz-45kHz -3dB. Supply Voltage— \pm 35V. Size—114 x 50 x 85mm.

Price £14.40 + £1.16 VAT. P. & P. free



HY200 120W into 8 Ω

The HY200 (now improved to give an output of 120 watts) has been designed to stand the most rugged conditions such as disco or group while still retaining true hi-fi performance.

FEATURES: thermal shutdown; very low distortion; load line protection; integral heatsink; no external components.

APPLICATIONS: hi-fi; disco; monitor; power slave; industrial; public address.

SPECIFICATION: Input Sensitivity—500mV. Output Power—120W R.M.S. into 8 Ω . Load Impedance—4-16 Ω . Distortion—0.05% at 100W at 1kHz. Signal/Noise Ratio—96dB. Frequency Response—10Hz-45kHz -3dB. Supply Voltage— \pm 45V. Size—114 x 100 x 85mm.

Price £21.20 + £1.70 VAT. P. & P. free

HY400 240W into 4 Ω


The HY400 is I.L.P.'s "Big Daddy" of the range producing 240W into 4 Ω ! It has been designed for high power disco or public address applications. If the amplifier is to be used at continuous high power levels a cooling fan is recommended. The amplifier includes all the qualities of the rest of the family to lead the market as a true high power hi-fidelity power module.

FEATURES: thermal shutdown; very low distortion; load line protection; no external components.

APPLICATIONS: public address; disco; power slave; industrial.

SPECIFICATION: Output Power—240W R.M.S. into 4 Ω . Load Impedance—4-16 Ω . Distortion—0.1% at 240W at 1kHz. Signal/Noise Ratio—94dB. Frequency Response—10Hz-45kHz -3dB. Supply Voltage— \pm 45V. Input Sensitivity—500mV. Size—114 x 100 x 85mm.

Price £29.25 + £2.34 VAT. P. & P. free



POWER SUPPLIES: PSU36—suitable for two HY30s £4.75 + 59p VAT. P. & P. free. PSU50—suitable for two HY50s £6.20 + 77p VAT. P. & P. free. PSU70—suitable for two HY120s £12.50 + £1.00 VAT. P. & P. free. PSU90—suitable for one HY200 £11.50 + 92p VAT. P. & P. free. PSU180—suitable for two HY200s or one HY400 £21 + £1.68 VAT. P. & P. free.

TWO YEARS' GUARANTEE ON ALL OUR PRODUCTS

I.L.P. Electronics Ltd.
Crossland House,
Nackington, Canterbury
Kent CT4 7AD
Tel (0227) 63218

Please supply
Total Purchase price
I Enclose: Cheque Postal Orders Money Order
Please debit my Access account Barclaycard account
Account number
Name and Address
Signature

Registered office No. 1032630

DIGITAL CIRCUIT TESTER

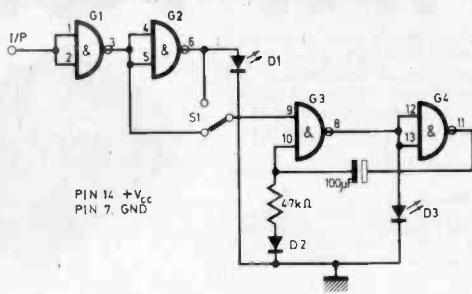


Fig. 1

In addition to showing the state (positive or negative) at a point in a digital circuit, this device will also show the presence of brief pulses which would not otherwise be seen. Two l.e.d.s are used as indicators.

The circuit is as shown in Fig. 1. The gates are DTL 946. A TTL 7400 package could be used, with the addition of a resistor of 470Ω or 1kΩ in series with each of the l.e.d.s.

Gates 1 and 2 form an input amplifier and inverter. Gates 3 and 4 are connected to operate as a monostable which latches on to any negative pulse at the input to gate 3, causing l.e.d. D3 to light up for about a second. A two-way switch is included, so that the device can latch on to positive or negative pulses.

G. G. R. Rutter,
Woking, Surrey

50MHz COUNTER INPUT STAGE

The first two stages of a digital frequency meter capable of operating at frequencies up to at least 50MHz are shown in Fig. 1. This employs a 74196 (8290) for the first divider stage, IC6. At these frequencies it is necessary to use a Schottky barrier gate (G2) for the mixing of the input from an amplifier, and the timebase control from a crystal oscillator and divider chain. This is often a deterrent to would-be constructors, not because of the increased cost of the gates, but because of the lack of availability.

To overcome this necessity for Schottky devices, the broadside loading facility of the 74196 is utilized as in Fig. 2. The input signal is fed directly to the clock 1 input (pin 8), and the timebase is fed directly to the load control (pin 1). When the timebase is at logical 1 the counter is enabled, but placing a logical 0 onto this control inhibits the count, and loads the counter with data at the inputs. Thus if the inputs are unused, this action effectively resets the display.

This unwanted action is overcome by connecting the outputs of the counter back to their corresponding inputs. Now these inputs are inhibited whilst counting, but at the end of the counting period, the clock is disabled, and the outputs at that instant are fed back to the inputs and reloaded into the device. The count is thus self sustaining until the device is reset by application of a zero logic level pulse at the clear line (pin 13). The necessity for the Schottky devices is eliminated, and control logic for the whole display is simple.

The timebase is also fed to the trigger input of a monostable, such that a high to low transition will cause it to trigger. The Q output of this monostable controls the latch clocks, and also triggers another monostable, the Q output of which gives the reset pulse. The sum of their pulse durations must be less than the timebase off period.

D. Welbourn (G8KRH),
Brighouse, Yorks.

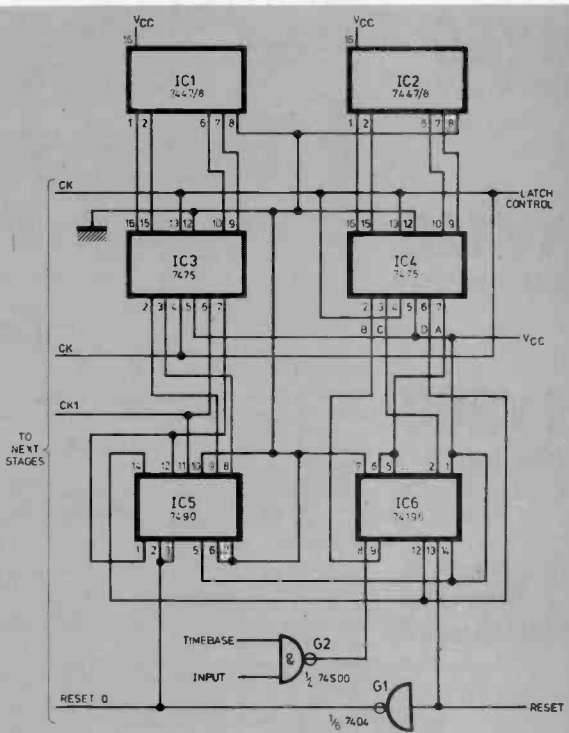


Fig. 1

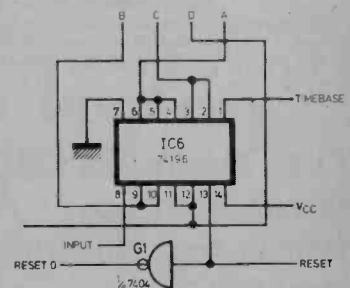
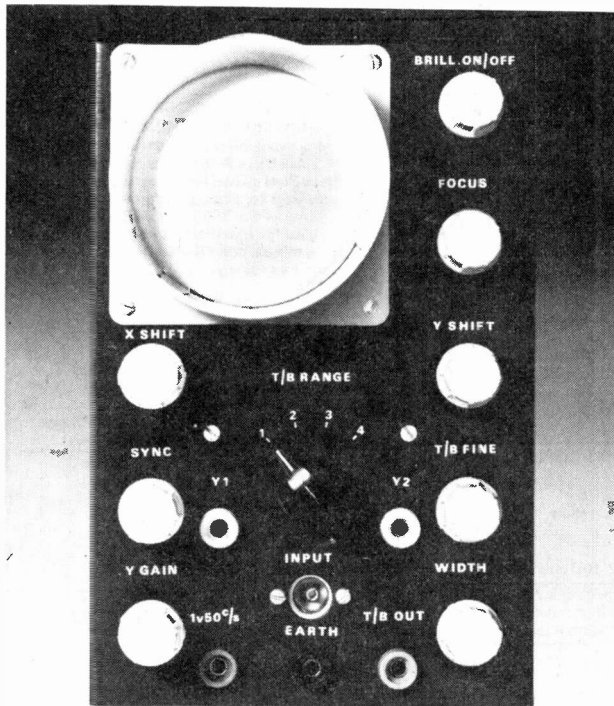


Fig. 2

Bring 'scope' to your interest.


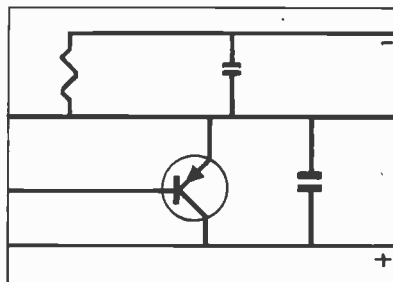



'There's only one way to master electronics... to see what is going on and learn by doing.'

This new style course will enable anyone to have a real understanding of electronics by a modern, practical and visual method. No previous knowledge is required, no maths, and an absolute minimum of theory.

You learn the practical way in easy steps mastering all the essentials of your hobby or to further your career in electronics or as a self-employed electronics engineer.

All the training can be carried out in the comfort of your own home and at your own pace. A tutor is available to whom you can write, at any time, for advice or help during your work. A Certificate is given at the end of every course.



1 Build an oscilloscope.

As the first stage of your training, you actually build your own Cathode ray oscilloscope! This is no toy, but a test instrument that you will need not only for the course's practical experiments, but also later if you decide to develop your knowledge and enter the profession. It remains your property and represents a very large saving over buying a similar piece of essential equipment.


2 Read, draw and understand circuit diagrams.

In a short time you will be able to read and draw circuit diagrams, understand the very fundamentals of television, radio, computers and countless other electronic devices and their servicing procedures.

3 Carry out over 40 experiments on basic circuits.

We show you how to conduct experiments on a wide variety of different circuits and turn the information gained into a working knowledge of testing, servicing and maintaining all types of electronic equipment, radio, t.v. etc.

FREE GIFT



All students enrolling in our courses receive a free circuit board originating from a computer and containing many different components that can be used in experiments and provide an excellent example of current electronic practice.

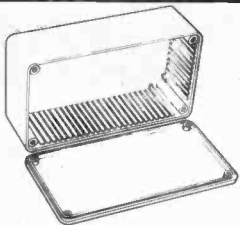
To find out more about how to learn electronics in a new, exciting and absorbing way, just clip the coupon for a free colour brochure and full details of enrolment.

Write to:- British National Radio & Electronics School,
P.O. Box 156, Jersey, Channel Islands.

NAME _____

ADDRESS _____

PEB 10 6



PLASTIC BOXES IN 5 SIZES

Easily drilled or punched, grey ABS boxes incorporate slots for 1.5mm pcb's with lid fixing screws running into integral brass bushes

- 100x50x25mm 51p (1-9) 49p (10+)
- 112x62x31mm 59p (1-9) 52p (10+)
- 120x65x40mm 68p (1-9) 62p (10+)
- 150x80x50mm 77p (1-9) 74p (10+)
- 190x110x60mm £1.33 (1-9) £1.30 (10+)


Polystyrene version

- Plain inside, no integral bushes
- 112x61x31mm 35p (1-9) 32p (10+)

Add 25p per £1 order value for Post & Packing

TYPE A NEON INDICATORS

Held in 8mm hole by plastic bezel 150mm wire leads



- Red, Amber, Clear, Opal 19p each
- Green 28p each

TYPE MP NEON INDICATOR

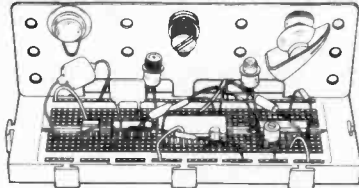
150mm leads, held in 6.4mm hole by nut



- Red, Amber, Clear, Opal 20p each

On all orders quote reference PE/10/76

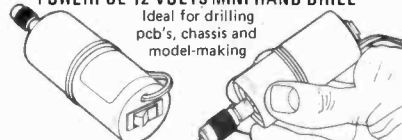
Stop wasting time soldering
The NEW MW BREADBOARD accepts
Transistors, LED's, Diodes, Resistors, Capacitors
and all DIL packages with 6 to 40 pins



Includes slot-in Component Support Bracket and has over 400 individual sockets, plus Vcc & Ground Bus Strips
Price £9.72 (includes VAT & P.P.)

POWERFUL 12 VOLTS MINI HAND DRILL

Ideal for drilling
pcb's, chassis and
model-making



Supplied with 2 collets that accept drills and tools with up to 2.4mm dia. shanks
Price £7.56 (includes VAT & P.P.)

SEVEN SEGMENT DISPLAYS

Full spec. 0.3" common anode
L.H. decimal, Red, Green, Yellow
£1.35 each inc. data

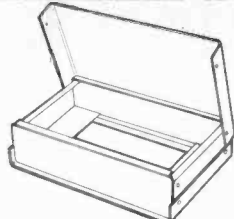


Economy Quality, as above, Red only, 73p.

P.P. Note. Unless included in price add 25p post & packing for orders totalling under £10. Prices include VAT and are valid in UK only for 2 months from journal issue date.

Michael Williams Electronics

47 Vicarage Av., Cheadle Hulme, Cheshire SK8 6JP



EYE CATCHING INSTRUMENT CASE

Removable top and bottom covers are available in Red, Orange or Grey
Black Steel chassis incorporates support brackets for pcb's, transformers etc.
Overall size 250 x 167 x 68mm.
Ideal for amplifiers, power packs, mixers, control units, radios
Price £11.88 (includes VAT & P.P.)

DH LAMPHOLDER

Accepts LES or Midget flame lamps
(Adaptor provided but not lamp)
Held in 13mm hole by nut
Red, Blue, Green, Amber, Clear, Opal, Orange
Price 25p each (See P.P. Note below)



FULL SPEC INDIVIDUAL LED'S

Packs of 5 inc. clips and data

125" lens



16" lens



2" lens



Red (any size) £0.75/pack
Green, Yellow, Orange (any size) £1.20/pk

ECONOMY QUALITY LED'S

Mixed bags, all sizes, all colours
50 @ £5, 100 @ £9

Quantity quotations on request.

B. BAMBER ELECTRONICS

Dept PE, 5 STATION ROAD, LITTLEPORT, CAMBS., CB6 1QE
Telephone: ELY (0353) 860185 (2 lines) Tuesday to Saturday

PLEASE ADD 8% VAT UNLESS OTHERWISE STATED

FREE WELLER 25W (B25) SOLDERING IRON (worth £3.24 inc. VAT) with all orders over £20 Limited period only. Send now.

VARIABLE STABILISED POWER SUPPLY, mains input, 0-23V output, stabilised and current limiting at 500mA + 32V at 50mA. Brand new by British manufacturer. Size approx. 7 1/2" x 2 1/2" x 4 1/2". complete with external 5kΩ 3-turn potentiometer control. Connection data supplied. £7.
50uA (25-0-25uA) EDGEWISE METERS, modern type by Sangamo Western, display area 2 1/2" x 1 1/2" with 2 mounting lugs. (Can be zeroed left or right hand.) £1.50 each, while stocks last.

MAINS ISOLATOR TRANSFORMERS, Tapped, mains input, 240V at 3A + 12V at 500mA output. New, boxed, made by Gardners, £12.

FLEXIBLE HEATER STRIP, 240V a.c., 150W, approx. 1 metre long (insulated, with fibreglass) with mains connector block. Many, many uses. 50p each.

HEAVY DUTY RELAYS, 24V d.c. operated (will work on 18V) 3 heavy duty make contacts (around 10A rating) + 4 change over contacts + 1 break contact. New, complete with mounting bracket (ideal for switching HT on Linears). Many uses for this high quality unit. £1.50 each.
Good Quality Pressure Guages, 2 1/2" dia. flange mounting, 3 models available, 0-60 lb/psi, 0-100 lb/psi, 0-200 lb/psi, in, state which £1.25 each.
2N3055 type Transistors, O.K., but unmarked, 5 for £1.

110V NEONS, SCREW-IN TYPE, 4 for 50p. Slow motion motors (suitable for programmers, displays, etc.) 230-240V a.c. input, rotation between 1 and 2 revs per minute. £1.25 each.

MINIATURE PLIERS High quality "Crescent" made in USA. £4.35 + VAT (38p).
SIDE CUTTERS, high quality "Crescent", made in USA. £4.45 + VAT (44p).

MIXED COMPONENT PACKS, containing resistors, capacitors, switches, pots, etc. All new (random sample bag revealed approx. 700 items), £2 per pack, while stocks last.

TUNED COILS, 2 section coils, around 1MHz, with a black smelt tuning knob, which moves an internal core to vary the inductance, many uses, easily rewound, 3 for 50p.

HIGH QUALITY SPEAKERS, 3 1/2" x 6" elliptical only 2 1/2" deep. Inverse magnet, 4 ohms, rated up to 10W. £1.50 each or 2 for £2.75 (qty. discount available). 122% VAT.

T03 transistor insulator sets, 10 for 50p.

MINIATURE 3 PIN PLUGS AND SOCKETS (fit into pin hole; pins enclosed, with covers for chassis mounting, or can be used for in-line connectors). Bargain pack of 3 plugs + 3 sockets + covers, 50p.

PROGRAMMERS (magnetic devices). Contain 8 microswitches (suitable for maine operation) with 9 rotating cams, all individually adjustable. Ideal for switching disco lights, displays, etc. or industrial machine programming. (Need slow motion motor to drive cams: not supplied.) 9 switch version £1.50.

HEAVY DUTY HEATSINK BLOCKS, undrilled, base area 2 1/2" x 2 1/2", with 6 fins, total height 2 1/2" 50p each.

RUBBER MAGNETS 1/2" square, with mounting hole, 20 for 30p.

SPERRY 7-SEGMENT P.G.D. DISPLAYS, digit height 0.3in red, with decimal points, 150V to 200V (nominal 180V) operation. These are high-voltage industrial type and therefore brighter than normal displays. All brand new. AT THE BARGAIN PRICE OF 50p PER DIGIT. TYPE 332 (two digits in one mount) £1.50. (Sorry, no single digit available.) Data Supplied.

BSX20 (VHF Osc/Mult), 3 for 50p.
BC108 (metal can), 4 for 50p.
PBC 108 (plastic BC108), 5 for 50p.
BCY51 Transistors, 4 for 50p.
BCY72 Transistors, 4 for 50p.
PNP audio type T05 Transistors, 12 for 25p.
BA121 Varicap Diodes, 4 for 50p.
1N814 diodes, 10 for 25p.

SMALL MAINS SUPPRESSORS (small chokes, ideal for radio, Hi-Fi inputs, etc.) approx. 1/2" x 1 1/2" 3 for 50p.
PERIPEX TUNER PANELS (for FM Band 2 (users) marked 68-108 MHz and Channels 0-70, clear numbers, red backed out, smart modern appearance, size approx. 8 1/2" x 1 1/2". 2 for 35p.
Lead suppressors (10kΩhm) for mobile plug leads, 4 for 50p.

PLEASE ADD 8% VAT UNLESS OTHERWISE STATED

ALU-SOL ALUMINIUM SOLDER (made by Mull-core). Solders aluminium to itself or copper, brass, steel, nickel or Inplate. 18 s.w.g. with eutectic flux, with instructions. Approx. 1 metre coil, 50p pack. Large reel (approx. 12 metres) £1.75.

1 1/2" polythene chassis mounting fuseholders, 6 for 50p.
Mullard Tubular ceramic trimmers, 1-18pF. 5 for 50p.
100V, 50mA coded, 14 DIL type, untested, mixed, 20 for 25p.

Mobile Converters, 24V DC input 13-8V at approx 3-4A DC output, fully stabilised. £3.50 each (ideal for running 12V car radio from 24V lorry battery).
R/S Midget 3 pole 4 way, rotary switches. 50p each.

We now stock Spirax Tools for the electronic enthusiast. Screwdrivers, Nut Spanners, BA and Metric sizes, pop rivet guns, etc. S.A.E. for list.

I.F. Cans, 1/2" square, suitable for rewinding, 6 for 30p, + 12% VAT.
Miniature earphones with min. jack plug, 2 for 50p + 12% VAT.

TWIN I.F. CANS, approx. 1 1/2" x 1 1/2" x 1 1/2" high, around 3.5-5MHz, 2 separate transformers in 1 can, internally screened, 5 for 50p + 12% VAT.

Duobiler Electrolytics, 50uF, 450V, 2 for 50p.
Duobiler Electrolytics, 100uF, 275V, 2 for 50p.
Plessey Electrolytics, 470uF, 63V, 3 for 50p.
TCC Electrolytics, 1000uF, 30V, 3 for 60p.
Plessey Electrolytics, 1000uF, 180V, 40p each (3 for £1).
Duobiler Electrolytics, 5000uF, 35V, 50p each.
Duobiler Electrolytics, 5000uF, 50V, 60p each.
ITT Electrolytics, 6800uF, 25V, high grade, screw terminals, with mounting clips, 50p each.
Plessey Electrolytics, 10,000uF at 63V, 75p each.
Plessey Cathodray Capacitors, 0-0-4uF at 12-5kV DC, screw terminals, £1.50 each.
PLEASE ADD 12% VAT TO ALL CAPACITORS

A LARGE RANGE OF CAPACITORS AVAILABLE AT BARGAIN PRICES, S.A.E. FOR LIST.

TV PLUGS AND SOCKETS, N-Type Plugs (metal type), 5 for 50p.
TV SOCKETS (metal type), 4 for 50p.
TV Line Connectors (back-to-back sockets), 4 for 50p. Please add 12% VAT.

PLUGS AND SOCKETS, N-Type Plug 50 ohm, 80p each, 3 for £1.50.
N-Type Sockets (4-hole chassis mounting), 50 ohms (a small coax lead type), 50p each.
PL259 Sockets (PTFE), brand new, packed with reducers, 85p or 5 for £1.
SO239 Sockets (PTFE), brand new (4-hole fixing type), 50p each or 5 for £2.25.
25-way ISEP Plugs and Sockets, 40p set (1 plug + 1 socket).

Plugs and sockets sold separately at 25p each. Bringin Round Free Skits, 3 pin, for mains input on test equipment, etc., 25p each.

WELLER SOLDERING IRONS EXPERT, Built-in spotlight illuminates work. Pistol grip with fingertip trigger. High efficiency copper soldering tip.

EXPERT SOLDER GUN, £8.80 + VAT (54p)
EXPERT SOLDER GUN KIT (spare bits case, etc.), £8.40 + VAT (78p)

SPARE BITS, PAIR, 30p + VAT (2p)
MARKSMAN SOLDERING IRONS
SP15D 15W £3 + VAT (26p)
SP25D 25W £3 + VAT (24p)
SP25DK 25W + bits, etc. £11.85 + VAT (31p)
SP40D 40W £3.44 + VAT (28p)
BENCH STAND with spring for Marksmen Irons, £2.24 + VAT (18p)

SPARE BITS
M78 for 15W, 44p + VAT (4p).
M74 for 25W, 38p + VAT (3p).
M710 for 40W, 42p + VAT (3p).
TCPI TEMPERATURE CONTROLLED IRON, Temperature controlled iron & PSU, £20 + VAT (£1.40)

SPARE TIPS
Type CC single flat, Type K double flat fine tip. Type P, very fine tip. £1 each + VAT (8p).
ALL SPARES AVAILABLE

MULTICORE SOLDER
Size 5 Savbit 18 s.w.g. in alloy dispenser, 32p + VAT (3p).
Size 12 SAVBIT Savbit 18 s.w.g. 56p + VAT (4p).
Size 12 SAVBIT 18 s.w.g. on plastic reel £1.80 + VAT (15p)

Terms of Business: CASH WITH ORDER. MINIMUM ORDER £1. ALL PRICES INCLUDE POST & PACKING (UK ONLY). SAE with ALL ENQUIRIES Please. PLEASE ADD VAT AS SHOWN. ALL GOODS IN STOCK DESPATCHED BY RETURN. CALLERS SATURDAYS ONLY 9.30-12.00, 1.30-5.00.

TTL LOGIC PROBE

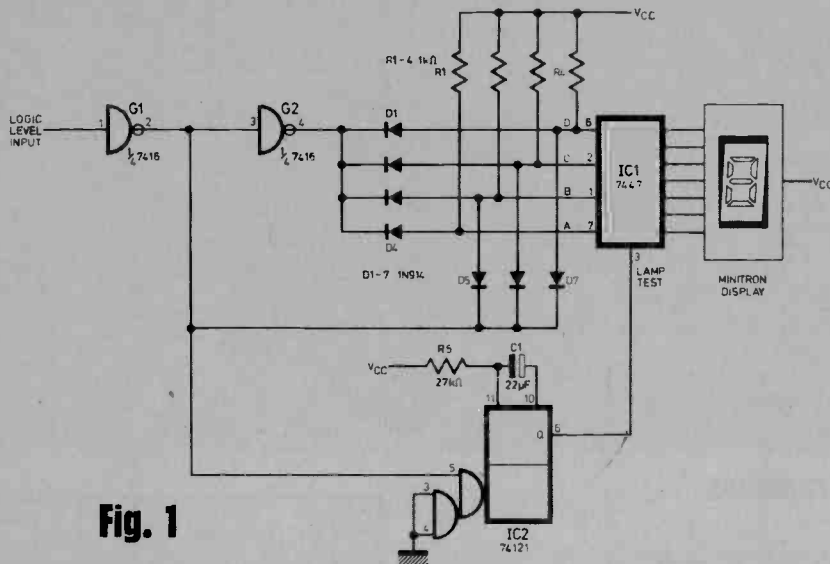


Fig. 1

A HANDY logic probe can be made from a minimum of components such as you might find in a "spares" box, see Fig. 1.

The first gate of the circuit ensures that the logic level being tested is only loaded by one extra gate. A high level on the input of G1 gives a low output, thus the A input of the 7447 stays high while the rest go low. The Minitron therefore displays 1. Similarly a low level on the input gives a

low level on the output of the second gate thus grounding all the inputs to the 7447. A zero is thus displayed on the Minitron.

If, however, the input is being pulsed, the 74121 will stretch the pulse to about 0.5s, giving a low on the lamp test of the 7447 and bringing on all the segments of the Minitron thus displaying 8. The 8 may flash or not depending on the frequency, width

and sense of the pulses. TTL components are used here, but a very similar device could be constructed from CMOS components for use with CMOS circuitry.

Power can be derived from the circuit being tested; alternatively, three 1½V batteries would probably do for TTL.

R. A. Jones,
Worham, Dorset

THIS simple but effective circuit is designed for use with electric guitars to give a variable, even boost to the middle and upper frequencies without the excessive "treble" of some similar devices.

The boost control VR1 adjusts the frequency-selective negative feedback in the emitter circuit of TR1. With the control fully anticlockwise, the response of the amplifier is level and the gain is approximately 1.3. As the control is advanced, frequencies above about 250Hz are progressively boosted. The gain levels off at about 3kHz where the maximum available voltage gain is approximately 131, or about 42dB.

Although a BC109C was used because of its low noise properties, almost any small-signal silicon *npn* transistor could be used.

The prototype is housed in a small aluminium box and arranged such that the battery is switched on when a guitar lead is inserted. The connection to the amplifier is via a short length of screened lead "wired" into the unit and terminated by a jack plug.

PRESENCE BOOSTER FOR ELECTRIC GUITARS

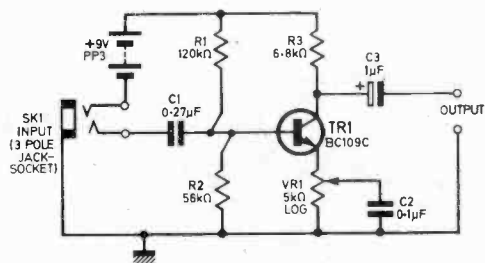


Fig. 1

Under full boost conditions, r.f. interference can be caused at certain settings of the guitar and main amplifier controls. This trouble can be eliminated by connecting a 820pF capacitor across the Presence Booster input.

Although this device could be used to advantage with any guitar or bass (or even organ), it works best in combination with guitars having humbucking pick-ups.

N. P. Stevens,
Brighton.

HEADS AND TAILS

WITH reference to the Ingenuity in the August 1975 issue by D. Manoharan on a "Head or Tails" circuit, the arrangement as shown would seem only to be suitable for the particular i.c. that the author was using. 7400s do tend to be slightly variable: I have three by different manufacturers, none of which worked in that circuit. All three however worked perfectly in the circuit shown in Fig. 1.

The oscillator formed by IC1a and b is reliable and well known, and the remaining two gates are connected in the familiar flip-flop fashion, alternately driving the two l.e.d.s. D1 serves two purposes: with a fresh battery and S1 (SPIN) on, the two l.e.d.s light alternately,

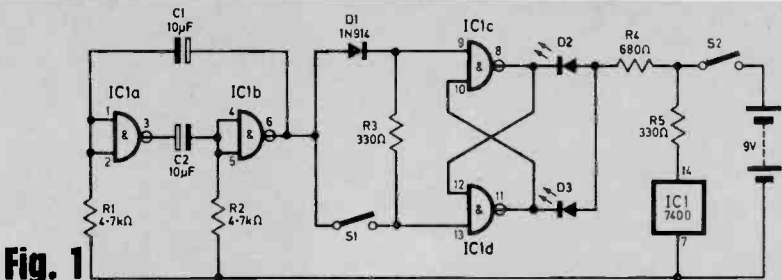


Fig. 1

simulating a coin throw. When S1 is released, the flip-flop remains in one of its two stable states, indicating "Head" or "Tail". When the battery voltage drops to about 6V, only D3 lights during the spin period thus providing low battery indication although the circuit

works down to a battery voltage of 5V or below. R4 and R5 must be included to drop the voltage to that recommended by the i.c. manufacturers, i.e. 5.25V nominal. Current consumption is low, about 20mA.

D. W. Bickley,
Wolverhampton.

WIDE RANGE STAIRCASE GENERATOR

THE pulse output from B1 of the 2N2646 u.j.t. Fig. 1 is coupled via the diode and this pumps the 4.7μF tantalum capacitor up in steps until the p.u.t. fires. The firing point is adjusted by altering the position of the 10kΩ potentiometer wiper. The output is taken via a Darlington pair to maintain the high impedance necessary at the anode of the p.u.t. If the output is taken to an impedance less than about 500kΩ, a further emitter follower may be necessary to prevent droop at low frequencies.

The capacitor values shown produce an output timing range ideal for playing scales if fed into a v.c.o. However, the values may be altered considerably so as to produce good waveforms up to 50kHz-100kHz. The linearity of the staircase is good at low anode-gate p.u.t. voltage which can be set by the 10kΩ pot. This may be improved if

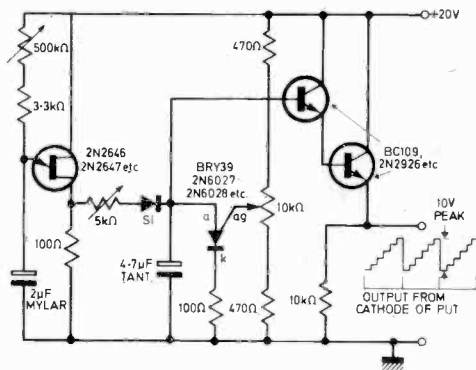


Fig. 1

desired by adding a single transistor constant current source in place of the diode. The 500kΩ and 5kΩ pots adjust frequency and number of steps respectively. The big advantage of this circuit is the ability to vary the trigger level of the p.u.t. thus increasing the frequency range and division ratio by at least a decade over the conventional dual

u.j.t. circuits. With the use of a d.c. scope the peak voltage and step voltage can be set very accurately, making it an ideal programming source for v.c.o.s or for use in curve tracers. The u.j.t. could be replaced by another p.u.t. thus further increasing the range.

J. A. Oliver, Maunbarki,
New Zealand.

CHEAP LOGIC TRACE MULTIPLIER

WHILE the 8 channel logic trace multiplier (P.E. Aug. (1975) is an excellent instrument, it is also rather costly and thus may be beyond the means of some, who like myself, have limited funds.

The circuit is shown in Fig. 1. The active components are six 2-input NAND gates. The first two gates IC1a and IC1b are wired as inverters and make up an oscillator with two complementary outputs which alternately enable the NAND gates IC1c and IC1d, thus displaying first one channel then the other.

Resistors R1-R4 form a summer (R2 provides a d.c. potential on top of which input 1 is added). Sync is provided for either channel by S1. The NAND gates wired as inverters (IC1e and IC1f) invert the inputs so that after passing through gates IC1c and IC1d the output presented to the scope is the same as the inputs: if these inverters were not used the output would be inverted. However, it would mean that the unit could be built with only one 7400.

C. J. E. Durrant, Norwich.

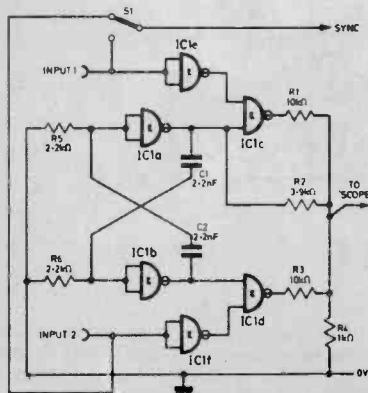


Fig. 1

barclay

TECHNOLOGICAL
PRECISION PRODUCTS

ELECTRONICS

CBM

SR7919D (illus.)—
● 8-digit or 5-digit
+ 2 exp. ● Full trig
and log functions
● Sq. root ● Reciprocals
● \sqrt{x} . π ● Register
exchange ● Memory
plus ● Store recall
● Sign change
● Algebraic logic. **£12.63***



SR4190R, 10-digit, 2 Exp. 90 function
pre-programmed, metric conversions.
Extra functions to the
SR4148R—Perms and combinations.
Gamma. Poisson and Binomial
distributions, factorial, complex numbers,
hyperbolic functions, linear regression
and integration of $Y = f(x)$. (R)
£30.78(R)

sinclair

CAMBRIDGE— SCIENTIFIC

5-digit ● 2 Exp ●
C & CE key ● sin ●
cos ● tan ● arcsin ●
arcs and tan ● reciprocal ● E to the
X ● natural log ● antilog ● memory +
● memory - ● memory exchange ●
memory cancel ● EE exponent ● change
notation ● PLUS a degree radian switch.
ONLY **£10.54**



OXFORD 300—Largest version of
above **£12.49***

DECIMO

VATMAN

SCIENTIFIC (illus.)—
Large green display
8-digits, 2 exponents,
4 trig log functions
 10^{xx} radian degrees,
exchange, memory,
 π , reciprocal, X^2 ,
etc. Single function
keyboard, 20 hr
battery life. **£25.38***



SUPER-VATMAN—Similar to above
but with full-function memory, X^2 ,
reciprocal, π , \sqrt{x} . **£12.42***

ROCKWELL

63R—8-digit, 2 exponent, 10^{99} ,
memory, 2-level parentheses, all
trig and log functions, degree
radian, factorial, reciprocal, π ,
 \sqrt{x} , etc. Rechargeable **£25.86(R)**

44RD (illus.)—9-digit
or 5-digit and 2 exp.
Green display.
Store. Similar to the
63R less factorial
£18.95*



64RD—12-digit or
8-digit + 2 exp.
Additional to 44RD:
polar rec., coordinates,
log, rad or grad.
£23.97*

61R—Green display, 8-digits, all
trig. and log functions **£21.95(R)**

The ZYCON range of Quality Electronic Watches

L.C.D.

KLC3—L.C.D. Constant
display Shows hrs, mins
and pulsating secs. Chrome
finish with stainless steel
back and FREE adjustable
s/steel bracelet. **£24.50**



KLC5—5-Functions.
Shows hrs, mins, pulsating
secs. Press button
once for month and
date, twice for secs
readout. Auto-set back
to time! Plus "Nite Lite"
for viewing in dark.
Stylish chrome finish.
S/steel back. FREE
matching s/steel bracelet.
£34.95



KLC6—Swiss made
—Solid s/steel
throughout. Constant
disp., shows hrs, mins,
pulsating secs. Single
command button—
press once for month
and date, twice for
mins and secs. Auto-
reset back to time. "Nite-Lite".
FREE matching s/steel bracelet.
£39.95



Or in heavy gold plate on solid
s/steel with gold-plated bracelet.
£44.95

All come in FREE Presentation Box.

All Zycon watches carry our "NO QUIBBLE" 1 Year Guarantee!

L.E.D.

KED5—5-functions.
Shows hrs, mins,
secs, Month and
date. 4-year calendar.
Beautifully
finished with s/steel
back and FREE
Leatherette strap. **£19.95**



KED6—A fantastic
6-Functions—window
display shows hrs, mins,
month and date.
Day of week in
letters. Single
button. Auto-hold
and fade-out. 4-
year calendar. Case
in heavy rhodium on
brass + s/steel back
FREE matching s/steel
bracelet. **£29.95**



KED6 PLUS—Month
and day of the week
in letters! Shows
hrs, mins, secs,
date, month and
date, day of week,
auto 4-year calendar,
a.m./p.m. set/indicate.
One of the most
sophisticated watches
at this price. Accurate
to within a few secs a
year. Finished in satin
stainless steel with
FREE matching steel
bracelet. **ONLY £37.40**



TEXAS

SR50A (illus.)—10-
digit, 2 exponent,
all trig and log
functions, hyper-
bolic, X to the root
of Y, radian and
degree, factorial,
memory, etc. Re-
chargeable. **£32.34(R)**



SR51A—As above but with 3
independent memories, linear
regression, mean, variance,
standard deviation, permutation,
random number generation plus
20 basic conversions and their
inverse. Rechargeable. **£47.41(R)**

SR56 (illus.)—100-step
programmable, 10-
digit, 2 exp. 10 independent
memories, all log, trig and statistical
functions. Can be programmed
for mathematics, electronic
engineering, statistical, financial
and navigation. **£70.09(R)**



SR52—224 programme steps. 20
independent memories 9 level
parentheses. Card programmable.
Supplied with 20 blank magnetic
cards and programme manual.
FREE any one of the following
pre-programme manuals: (1) Statistics;
(2) Electrical Engineering;
(3) Mathematics: (4) Finance.
Each worth £25 **£224.99(R)**

THE ROCKWELL STAINLESS STEEL

24K (illus.)—
Stainless-steel
slimline, green
display, beautiful
leatherette
wallet to hold
pen, note-pad
(all included)
and credit cards.
Full memory,
 \sqrt{x} , click-
buttons. Re-
chargeable. **£21.06(R)**



NOVUS

4520—Non-programmable version
of the 4525. **£22.90(R)**

4510—8-digits, 3 level stack, all
trig and log function, \sqrt{x} , π ,
reciprocal, memory, etc. **£14.58***

NEW 4640, 10-digit, 2 exponent,
54 functions, 4-level Roll Stack,
3 fully addressable memories. Logs,
trigs, stat and metric conversions,
etc. **£50.87(R)**

4515—100-step programmable
version. **£35.74(R)**

6020—Financier. **£17.95***

6025—Financier 100-step pro-
grammable. Rechargeable. **£42.66(R)**

CASIO

FX-20 (illus.)—Full
trig and log func-
tions 8-digit man-
tissa or 6-digit
mantissa and 2-digit
exponents 10^{99} to
 10^{-99} bright green
display, full sin,
cos, tan, inverse sin,
cos, inverse cos,
inverse tan, log X
and ln x, e^x , X^y ,
 \sqrt{x} , reciprocal
degree radian conversion, memory
and exponent key. **£15.90***



FX-15—As above but larger and
including a larger display, X^2 key,
 π key, reciprocal key.
ONLY £20.79*

FX-101—De Luxe model with similar
functions to the FX-15 but 8-digits
+ 2 exponents 10^{99} to 10^{-99}
OUR PRICE £25.38*

ALL ITEMS CARRY A FULL YEAR'S GUARANTEE

* Free B.S.I. adaptor. (R) Free re-charge.
ALL PRICES INCLUDE VAT.
Please add 55p P. & P.

DECIMO DIGITAL CLOCK/RADIO

£33.90 INCL. VAT. **LARGE DIGITAL READOUT**
plus £1 P. & P.



This is the most unique clock/radio in the country
today having a soft 1 1/2 in high orange-glow digital
readout which is completely silent and non-
pulsating in a beautiful teak style cabinet with
up-to-date VHF/MW radio. You can awake to soft
music or alarm—and if you want up to 10 minutes
more—just press the "Drowse" button. Automatic
80 minute "sleep" button in case you drop off
while the radio's on.

ORDER FORM

PHONE CALLS AND PERSONAL CALLERS WELCOME MONS TO THURS
BETWEEN 2 & 5 p.m. 01-458 4755. SUNDAYS 10 a.m. to 1 p.m.
To: BARCLAY ELECTRONICS Dept. PE9B,
1115 FINCHLEY ROAD, TEMPLE FORTUNE, LONDON N.W.11

Please send me
with/without optional mains adaptor. I enclose cheque/money order total
value £..... including 55p to cover P. & P.

NAME


ADDRESS

barclay

Phone ACCESS and BARCLAYCARD ORDERS

KIT

KABS



A RANGE OF STURDY, PRE-FABRICATED WOODEN CABINETS

All these cabinets are accurately machined, rebated and radiused, with all baffle holes cut out and fixing holes drilled. All the cabinet covering, fretcloth and fittings are included, along with detailed assembly instructions.

ALL YOU PROVIDE IS GLUE AND MANPOWER!

2 x 12" (or 1 x 15") Cabinet Kit—28" x 17½" x 11½"	£14.90	(½" board)	} All prices inc. V.A.T. and carriage
4 x 12" (or 2 x 15") Cabinet Kit—29" x 28" x 11½"	£17.90	(½" board)	
Disco Console Kit—36" x 19" x 9"	£16.90	(½" and ¾" board)	

Cheque or Postal Order to: KITKABS, P.O. Box 41, Stadium Works, Grainger Road, Southend-on-Sea, Essex



TRAMPUS

ELECTRONICS LTD. WINDSOR

58-60 GROVE RD.
WINDSOR, BERKS, SL4 1HS.
ADD 8% VAT TO PRICES MARKED *
ADD 12½% VAT TO ALL OTHER PRICES
SEND C.W.O. (EXCEPT GOVT' DEPTS)
POST & PACKING 20p FOR THE UK

NEW FAST SERVICE, LOW PRICES.
MONEY BACK IF NOT SATISFIED.
ALL BRAND NEW TOP GRADE FULL
SPEC DEVICES, CALLERS WELCOME
NEW CATALOGUE LIST FREE 50p.
BANK/CARD & ACCESS BY POST,
OR TELEPHONE ON £5 MINIMUM.

FAST SERVICE



LEDS red 12P.

209 STYLE OR 0.2" NO CLIP 11p*
TIL209 or 0.2" RED & CLIP 13p*
GREEN LARGE/SMALL & CLIP 22p*
ORANGE LARGE/SMALL & CLIP 22p*
ORP12 57p* 2N5777 33p* TEC12 50p*
DIGITAL CLOCKS MM5316 15p*
MM5314 13.39p* MM5311 15p*
AT51224 13.49p* PCB 11p*
CAPACITORS
CERAMIC 22pF-0.1uf 50v 5p.
ELECTROLYTIC: 10/50/100 uf 10 or
25V 7P. 50V 9P. 2uf/10V 6p.
1000uf 25V 15P. 200/500uf 9P.
POTENTIOMETERS LIN/LOG 16p ea
PRESETS 6p. RESISTORS 1 P ea
HEATSINKS T05/18 7p. T03 15p.
SWITCHES: SPST 19p. DPDT 24p.*
DIN PLUGS ALL 12p. SOCKETS 9p.
ALI CASES: A35/AB7 50p AB13 65p
TRANSFORMERS .100mA 89p ea*
1/4/1A 6/12 or 12/24 12 each.
NEW AUDIBLE WARNING BLEEPER 11
TRAMPUS FULL SPEC PAKS ALL 11p ea
PAK A 10 RED LEDS our choice 11p*
PAK B 5 741C OP AMP 8 PIN 11p*
PAK C 10 2N3055 11p. D 12 BC1091 11p*
PAK E 10 BC182 11p. F 11 2N3704 11p*
PAK G 8 BPY51 11p. H 9 2N3819 11p*
PAK J 9 2N3053 11p. K 40 1N914 11p*
NEW PAK M 4 PLASTIC 3055 90W 11p*

IC's LOW PRICES

703 RF/IF 26p	MC1303 11.47
709 T099 22p	MC1310 12.09
710 DIL 14 28p	MC1318 SQ 11.50
723 Regul'r 45p	MC1318 12.50
741 DIL 8 20p	MC1330 75p
741 DIL 14 31p	MC1350/1/2 75p
741 T099 31p	MC1466 /9 13
747 2x741 67p	MPC4000 1W 59p
748 DIL 8 27p	NE536 FETOPA 12
7805 5V 11.39p	NE540 11.10p
7812 12V 11.39p	NE550 2VR 11
7815 15V 11.39p	NE555 TIMER 41p*
7900 Series 13	NE556 2x 84p*
78013 6W AF 75p	NE560 PLL 14.00
CA3046 50p	NE561 PLL 14.00
CA3048 12.20	NE562 PLL 14.00
CA3054 12	NE563 12.25
ICL8038 12.69p	NE565 12.50
LM300 11.50p	NE566 11.55
LM301 OPA 41p	NE567 12.20
LM304 0-40V 13p	SN72741 741 20p*
LM308 Hi Bo 95p	SN76660 IF 75p
LM309K 5V 11.75p	SN76611 IF 11
LM372 IF 12.00	TAD100 11P 12
LM377 2x2W 13	TBA800 89p
LM380 607/5 89p	TBA810 7WAF 80p
LM381 12	TDA820 11.49p
LM3900 40PA 63p*	2N414 RRL 99p



749 TTL

FULL SPEC. 5% off 100MIX		
7400 9p*	7474 27p*	
7401 10p*	7476 27p*	
7402/3 11p*	7490 37p*	
7404 13p*	7491 60p*	
7405/6/7 25p*	7492/93 43p*	
7408/9/10 9p*	7496 68p*	
7413 26p*	7497 11p*	
7420/30 12p*	74100 11p*	
7440 12p*	74121 26p*	
7441 64p*	74123 58p*	
7447 67p*	74141 64p*	
7470 25p*	74174 11	
7472 22p*	74175 95p*	
7473 26p*	74196 11	

TRANSISTORS

PRICE EACH:-	MATCHING	20p*
AC127 & 128 10p*	INS. BUSH SET 6p*	
AC176 15p*	TIP29 & 30 43p*	
AC187 & 188 18p*	TIP31 & 32 54p*	
AD149 45p*	TIP41 63p*	
AD161 & 162 33p*	TIP42 63p*	
BC107 8p*	TIP2855 98p*	
BC107B 12p*	TIP3055 67p*	
BC108 7p*	TIS43 UJCT' 26p*	
BC108B 12p*	TX107/8/9 11p	
BC109 8p*	ZTX300 & 304 20p	
BC109C 12p*	ZTX500 & 504 42p	
BC147/8/9 9p	2N706 & 708 11p*	
BC157/8/9 12p	2N2646 UJT 38p*	
BC167/8/9 12p	2N2904 & 5 20p*	
BC177/8/9 18p	2N2926B 9p	
BC182/3/4/4A/10p	2N3053 16p*	
BC212/3/4/4A/12p	2N3054 42p*	
BCY70/1/2 16p*	2N3055 115W 37p*	
BD131 & 132 39p*	2N3055 RCA 60p*	
BRFR8 250V 35p	2N3702/3/4/5 8p	
BPY50 14p*	2N3706/7/8/9 8p	
BPY51 14p*	2N3710 & 11 8p	
BPY52 & 53 14p*	2N3819E FET 12p	
BSX19/20/21 16p*	2N3820 FET 10p	
MJ2855 T03 75p*	2N3823E FET 16p	
MJE2955 89p*	2N3904/5/6 15p	
MJE3055 64p*	2N4289 mini 31p	
MU131 PUT 49p	2N5457 FET 45p	

TELEPHONE 54525

DIODES	
OA81 & OA91 GERMANIUM 5p.	
1N4001 1A50V & 1N4002 5p*	
1N4004 6p* 1N4007 9p*	
1N4148 & 1N914 SILICON 4p.	
ZENERS BZY88 400mV 9p.	
ZENERS 11W 17P. Z1J not in stock	
BRIDGE RECTIFIER 1A50 18p	
1A400V 25p. 4A100V 45p	
SCR'S TRIACS	
SCR'S TAG1/400 1A400V 50p*	
1A50V 38p* 1A 600V 70p*	
C106D 4A400V SCR ONLY 47p*	
TRIAC SC146D 10A400V 11.75p	
TRIAC DISCO 16A400V 11.75p	
DIACS: ST2 20p. BR100 25p	

vero
36PINS 28P*FACE CUTTER 49p*
COPPERCLAD 0.1 PITCH VERO
21"x5" 32p* 21"x31" 29p*
31"x5" 37p* 31"x31" 32p*
31"x17" 11.70p*
31"x17" PLAIN 0.1" 11.06p*
DIL BREADBOARD 6x4" 12p*

DALO pen 69P

DALO ETCH RESIST PEN 69p*
FEC ETCH PAK 500mg 89p*
6x4" COPPER BOARD 50p*
PCB KIT 3 ITEMS 12p*
CASSETTE MECHANISM 19 & AS112
TGS GAS DETECTORS 308etc12*

OIL sockets

TOP QUALITY NYLON
SOCKETS 8PIN 12p*
14PIN 12P*16PIN 12p*
SOLDERCON PINS:
100 65p* 1000 13.50p*



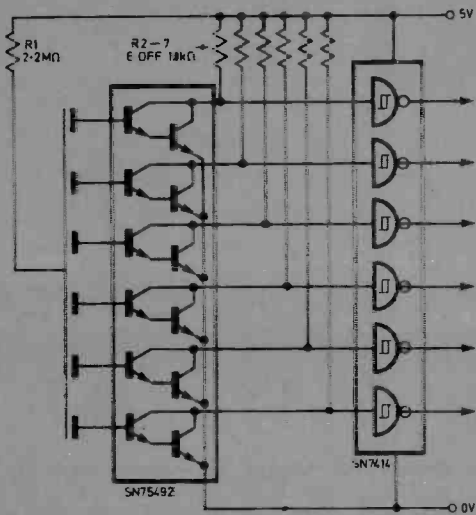


Fig. 1

TTL TOUCH CIRCUITS

THE following circuits form useful building blocks for the implementation of touch-controlled inputs to TTL circuits, with simple circuitry and high reliability of operation.

Fig. 1 shows a simple arrangement for six touch-to-operate switches. The operation of one will be described all being identical. When the input electrode is bridged to the common "live" electrode a current of typically 2μA is fed into the base of a Darlington pair of high-gain transistors (either discrete or a monolithic array as indicated). The second transistor saturates and pulls down the potential at the input to the inverter gate to below its threshold thus switching on the gate output which is fed to the circuit to be controlled. Normal TTL gates can be damaged by operation with inputs at or around their threshold level, and will often oscillate causing false outputs. In this application, the input to the gate may well be around the threshold if the input is touched very slowly or very lightly, and also the finger may tremble against the touch plate before firm contact is made. To overcome these difficulties, gates with Schmitt trigger inputs are used (7414 in this case). On falling inputs these have a threshold of about 0.9V and on a rising input about 1.7V and are unaffected by the maintenance of inputs around these threshold levels. The difference between rising and falling trigger levels, or hysteresis, means that small variations of input,

even near the threshold, do not cause similar variations in output level. This hysteresis prevents false double operation due to finger tremble as pressure is being applied.

Many variations on this basic scheme are possible using the other TTL gates available with Schmitt inputs. Fig. 2 shows two of the gates in a 7413 used to form a latch (RS flip-flop) to give a touch-on/touch-off action (normal toggle switch action). When an input is touched, the associated NAND gate output goes high. This output is connected back to an input of the other NAND gate which causes its output to go low and the circuit to remain in this state even when the touch inputs are removed. This diagram also shows a simple means of indicating which output is low that can be used with any of the gates described. When the output goes low the i.e.d. is biased on at a forward current limited by the 330Ω resistor, (giving a current of about 10mA). If much more current is required a buffer must be used. Low current relays (e.g. reed relays) capable of operation on 5V and with coils of greater than 300Ω resistance may also be used provided a reverse

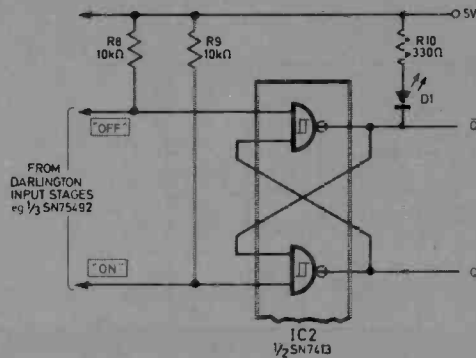


Fig. 2

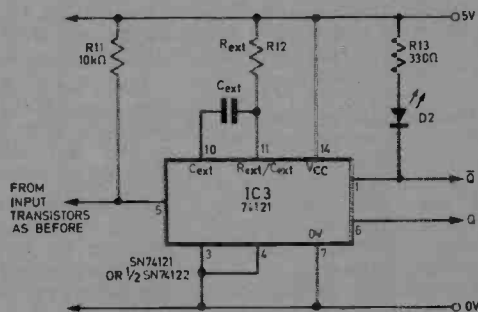


Fig. 3

biased diode is connected in parallel to remove switching transients.

Fig. 3 shows how an input may be used to produce a single, fixed-length pulse (e.g. for clocking of counters). The B input of the 74121 TTL monostable has a Schmitt action similar to the gates previously mentioned. The A inputs may be permanently wired as shown or used as enabling inputs from other circuitry. The pulse produced has a length proportional to the product of C_{ext} and R_{ext}. The i.e.d. shown lights during the pulse period.

These circuits have shown possible uses with all the currently available one- and two-input Schmitt triggered gates. The Darlington input transistor pairs may be SN75492 as shown or may be discrete or wired from monolithic arrays of individual transistors. Of course the circuits may be extended to controlling a wide variety of other systems by the use of buffer amplifiers, thyristors, triacs etc. The i.e.d.s shown may also be the input i.e.d.s of optical isolators allowing safe isolation from high-voltage circuits.

A. Gray,
London

SIMPLE ANEMOMETER

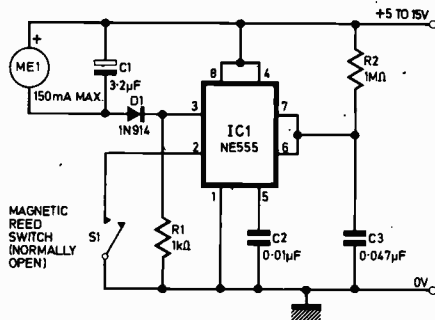


Fig. 1

THE anemometer circuit in Fig. 1 uses a NE555 timer i.c. in the monostable mode to give a pulse of fixed length (0.047 sec) regardless of what length the input pulse is.

A wind driven assembly of cups has at its base a pair of diametrically opposite magnets arranged on a disc. Obviously with varying wind speeds the switching rate will be a function of this. The meter ME1 integrates the output pulses and provides an indication with suitable calibration of the meter scale.

A four cup assembly is made up

of four short lengths of $\frac{1}{4}$ in dowelling and one 6in length of $\frac{1}{4}$ in. The $\frac{1}{4}$ in piece is drilled with $\frac{1}{4}$ in holes at right angles to each other (Fig. 2).

Insert $\frac{1}{4}$ in of the shorter $\frac{1}{4}$ in pieces into each of the holes and glue if necessary. Cut two ping-pong balls in half and stick the ends of the short pieces through them.

On the end of the $\frac{1}{4}$ in length fix a disc of approximately the same diameter as the length of one of the short pieces of dowelling. On this mount the two magnets.

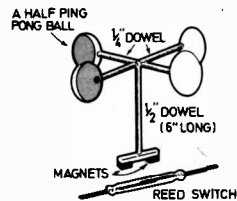




Fig. 2

Mount the whole assembly so that it can spin freely, fix the reed switch underneath the disc and check that the 555 triggers twice for every revolution of the disc. There is bound to be someone in the neighbourhood who already has one and he will probably let you calibrate the markings on your meter with his. An alternative is to calibrate against a car speedometer.

J. Gray,
Helensburgh.



HOME RADIO
have a
"Double Feature"



Perhaps you have to be of my vintage to know the phrase "a Double Feature", but up to a few years ago cinemas always ran a main film and a supplementary film. I was reminded of it because with their new catalogue Home Radio Components are now giving away a supplementary catalogue of bargain lines.

It sounds a very practical and sensible idea. After all, most electronic component firms accumulate surplus stocks of various items, and rather than dispose of them, why not offer them to customers at exceptionally low prices? I'm told that this bargain list will continue for several months and be up-dated from time to time. No constructor should be without the Home Radio Components Catalogue (it contains 5,000 items clearly listed plus about 2,000 illustrations) but now you have a double incentive for buying one. In addition to getting one of the finest components catalogues available, you also receive a list of bargains at unbelievably low prices. For example, Gemini Mains Transformers: normal price £11.48, bargain list price £5, saving £6.48! This means that with a single purchase from the bargain list you can save the price of your catalogue several times over!

Please write your Name and Address in block capitals

NAME

ADDRESS

HOME RADIO (Components) LTD, Dept. PE
234-240 London Road, Mitcham, Surrey CR4 3HD

Regd No.
51296 London



POST
THIS
COUPON
with cheque
or p.o. for
£1.25

By the way, the price of the catalogue is 90p plus 35p for postage and packing. Why hesitate? Send off your cheque or Postal Order for £1.25 today, together with the coupon on the left.

The price of £1.25 applies only to customers in the U.K. and to BFPO Addresses.

HOME RADIO (Components) LTD, Dept. PE 234-240 London Road, Mitcham, CR4 3HD Phone 01-648 8422

SAXON

for professional sound

BREAK THE SOUND PRICE BARRIER!

With sound-light converter, synchronous motor twin turntables, and features that give you professional levels of operation. Full-range heavy duty speakers.

- 4-channel sound/light converter, variable speed plus chaser
- X-fade and P.F.L.
- Tape and microphone inputs
- Strong wood cabinets, Vynide covered, 100W output



Delivered U.K.




ABSOLUTELY COMPLETE INC. HEADPHONES, CONDENSER MIC. AND CONNECTING CABLES.

with CENTAUR
100W STEREO
sound-light
mobile disco
£199.00

All-IN PLUS VAT
(left hand side)

Magnificent MINOTAUR 100 Professional 100W Amplifier



Compatible with all Saxon System 7000 units, this is a superb amplifier readily adaptable to a wide range of applications.

- 100 w.r.m.s into 8Ω
- Two mixed inputs, wide range bass and treble controls
- May be operated as a slave amplifier
- Extremely compact (27cm x 16cm x 10cm)
- Fully protected against all incorrect loads and short circuits
- Plug isolated terminals
- Silver anodised fascia

£47.50

PUT SYSTEM 7000 IN CONTROL NOW!



- Ready to plug in—no soldering at all
- Stainless steel front panel
- Inputs for 2 ceramic cartridges/tape/microphone
- Individual deck controls AND left/right fader
- Low noise (−80dB) 20Hz–50kHz ±1dB
- CONTROLS—Master, Monitor, Volume, Selector, X-fade, etc.

BUILT
Mono **£34.50**
Stereo **£49.50**

MODULAR PCB
with all electronics
Mono **£18.50**
Stereo **£27.50**
Front panel **£3.50**

HIGH IN POWER—LOW IN COST! POWER AMPS 30–120 W.R.M.S.

(120W from £13.50)

SA1208 (120 w.r.m.s./8Ω/95V) **£19.50**
SA1204* (120 w.r.m.s./4Ω/75V) **£13.50**
SA608 (60 w.r.m.s./8Ω/65V) **£12.50**
SA604* (60 w.r.m.s./4Ω/50V) **£10.50**
SA308 (30 w.r.m.s./8Ω/50V) **£9.50**

- Only 4 connections
- Distortion typically 0.4%
- Single supply rail
- Input—240mV
- Size—6in x 3in x 1in
- Individually tested and guaranteed

Power Supplies for

1 x SA1208—PM1201/8 **£11.60**; 2 x SA1208—PM1202/8 **£15.30**; 1 x SA1204—PM1201/4 **£11.60**; 2 x SA1204—PM1202/4 **£15.30**; 1 or 2 x SA608—PM601/8 **£10.50**; 1 or 2 x SA308—PM301/8 **£8.60**



SET ALIGHT WITH STROBE OR LIQUID WHEELS




- SUPERSTROBE**
- 1 flash/2 secs.—up to 20/sec.
 - Compact black Bondene case
- PRO-STROBE**
- Giant 80 watt tube
 - Discharge energy up to 5 Joules
 - External trigger—audio up to 240V
- 150 WATT LIQUID WHEEL PROJECTOR**
- Complete with wheel and 150 watt tungsten lamp
 - Wide range of extra effects may be attached
 - Spare wheels £4.80

NOW ONLY
£17.50

NOW ONLY
£29.50

£29.20

Light years ahead with super SYSTEM 7000



- Full control of 3kW of lights (1kW/channel)
- Audio control plus sequence plus override
- Variable speed sequence
- Stainless steel two tone panel—matches mixer
- Operates from any amplifier
- Attractive Bondene case—free standing or panel mounting


Inc. case end plug—ready to use **£38.00**
Superfect Module On P.C.B. panel mounting **£27.75**
Soundthe 3kW Converter Use with any amplifier **£15.50**

Mix it perfectly with modular SYSTEM 7000 MIXERS

UP TO 20 CHANNELS MONO/STEREO/MIXED

- Inputs for all sources inc. mag. cartridge
- Wide range bass and treble controls
- 1W monitor power outlet
- Echo send/return facility
- Feeds most amplifiers
- With front panels, ready to use
- Individual monitor buttons

INPUT	MIXER	Price
Mono	Mono	£8.50
Stereo	Stereo	£12.00
PCB Modules only	PCB Modules only	
Mono	Mono	£5.50
Stereo	Stereo	£9.00



Power Supply **£7.50**

To: SAXON ENTERTAINMENTS LTD.

327-333 Whitehorse Road, Croydon, Surrey, CR0 2HS

Please send to:

Name

Address

.....

.....

Goods

Remittance enclosed £...../Credit Card P.E.1



Reg. No. 1091983

PRICES include carr. and packing VAT must be added to all orders at 8%. C.O.D. 65p extra. S.A.E. all enquiries please.

Send or phone your ACCESS or BARCLAYCARD No. for prompt attention After 5.0 p.m. leave your message on our answer-phone.

Orders by post—Please make cheques or crossed P.O.'s payable to

SAXON ENTERTAINMENTS LTD.

327-333 WHITEHORSE ROAD, CROYDON, SURREY CR0 2HS

Telephone: 01-684 6385/0098

Shop Hours 9am–5pm (Lunch 12.30–1.30). Sat. 9.30am–5pm. Prices and specifications subject to alteration without notice. Mail Order desk 10am–4pm Mon.–Fri.

TRADE ENQUIRIES
NORMAN ROSE
(ELECTRICAL) LTD.

London 01-837 9111 Birmingham 021-236 4710 Manchester 061-273 1498 Bradford, Yorks. 0274 26104

GREENWELD

443 Millbrook Road Southampton
SO1 0HX Tel: (0703) 772501

All mail orders and callers to this address please—callers only to 21 Deptford Broadway, SE8 (Tel. 01-892 2009) and 38 Lower Addiscombe Road, Croydon

NEW 44 PAGE CATALOGUE 10P + LARGE S.A.E.

Free with orders over £2

DIGITAL I.C.s

7400 12p	7450 15p	7495 73p
7401 14p	7451 14p	7496 85p
7402 14p	7453 14p	74107 37p
7404 17p	7454 14p	74121 38p
7405 23p	7460 14p	74122 51p
7406 28p	7472 28p	74123 64p
7408 18p	7473 28p	74132 58p
7414 13p	7474 28p	74150 173p
7413 28p	7475 11p	74154 144p
7414 62p	7476 28p	74155 72p
7420 14p	7483 91p	74157 68p
7430 14p	7486 40p	74158 200p
7432 18p	7490 48p	74174 110p
7437 18p	7491 75p	74179 120p
7440 15p	7492 52p	74180 129p
7447 84p	7493 84p	74387 129p

DIL Sockets—8 pin 12p; 14 pin 13p;
16 pin 14p. 100 + less 25%.

LINEAR I.C.s

741 25p; 555 40p; 723 (T099) 50p
Plastic Voltage Regulators:
T0126 case 5V 80mA 80p, 12V 500mA
80p

TRANSISTORS

AC127 15p	BD131 38p
AC128 15p	BD132 40p
AC176 18p	BFY50 15p
AC187 18p	BFY51 15p
AC188 18p	BFY52 15p
AD161 35p	TIP41A 68p
AD162 35p	TIP42A 75p
BC107 10p	TIP3055 42p
BC108 10p	2N2219 28p
BC109 10p	2N2369 22p
BC109C 15p	2N2648 42p
BC147 10p	2N2926G 12p
BC148 10p	2N3053 18p
BC149 10p	2N3054 48p
BC157 10p	2N3055 54p
BC158 10p	2N3440 42p
BC159 10p	2N3442 £1.20
BC181 18p	2N3702 10p
BC182 12p	2N3703 10p
BC183 12p	2N3704 10p
BC184 12p	2N3705 10p
BC212 14p	2N3708 10p
BC213 14p	2N3819 22p
BC214 14p	2N4059 10p
BCY70 15p	2N4418 10p
BCY71 15p	2N5294 30p
BCY72 15p	40673 50p

DIODES AND LEDs AND SCR's

500V 5A SCR 45p; 400V 2A Triac 80p;
Diac BR100 25p; 400V 15A Triac £1.50;
ORP12 45p; NRD450 40p; TIL209 Red
LED 15p; 0.2in LED Red 22p; green,
Yellow or amber 24p
1N4002 5p; 1N4004 5p; 1N4007 8p;
1N4148 4p; BY127 12p; 100V 3A 12p;
100V 3A 15p; OAP1 5p; OAP2 5p
50V 1A bridge 22p; 800V 1A 40p;
250V 2¼A 40p; 200V 5A 78p.
50V 30A rect. + or - stud 46p
Zeners—400mW BZY88. All voltages
from 3V to 30V 10p
1-3W plastic from 3V to 200V 28p

RESISTORS

Carbon film 5% ¼W miniature. All values
in E12 series from 1Ω to 10MΩ (over
1MΩ 10%) 1p each.
Metal Film 5% 1W. All values in E12
series from 27Ω to 10MΩ 2p.
Sub-min presets, vert. or horiz. all
values from 20Ω to 4MΩ, 7p.
Standard pots, lin or log, 22p.
Wirewound 2½W 0.25, 0.33, 0.47 1Ω 8p.
Wirewound 5W all values from 1Ω to
47K 18p each.

TRANSFORMERS

6-0-6V 100mA 90p; 9-0-9V 100mA 85p;
12-0-12V 50mA 90p; 12-0-12V 100mA
£1; 12-0-12V 1A £2.80; 20V 55mA 90p;
22V 100mA £1; 29V 50mA 85p; 6-3V
1½A £1.85; 6-0-6V 1½A £2.30; 12V
150mA 80p; 17V 1A £1.80; 25V 1½A
£2.30; 30-0-30V 1A £3.70.
Multitapped type to 0.3, 3, 4, 5, 6, 8,
10, 12, 15, 18, 20, 24 or 30V, or
12-0-12 or 15-0-15V, 1A version
£3.20, 2A version £4.50; 16V 20A
£6.50. Bell transformer in white
case, gives 4, 8 or 12V 1A £2.55-0-55V
5A £8.50.

See Practical Wireless for details of packs of components, surplus goods, etc. All prices quoted include VAT. Add 20p postage on orders under £2. Most orders despatched on day of receipt. SAE with enquiries. Send 10p for Multimeter catalogue—free on request on orders over £3. Official Orders accepted from Schools, etc. Export/wholesale enquiries welcome. Surplus components always wanted.

REELS

1in Inserts, 5p; 10/40p; 100/£3.50. DIL
relay, 3-7-10V, £2.20.

WIRE

Enamelled copper wire on 2oz reels
SWG/price: 18/32p, 18/34p, 20/38p,
22/38p, 24/40p, 26/42p, 28/44p, 30/46p,
32/48p, 34/50p, 36/52p, 38/54p, 40/56p.

RF CHOKES

0-75, 6-8, 10, 47µH, all 10p each; 1.5, 2.5,
5, 0, 7.5, 10mH, all 30p each.

CAPACITORS

Ceramic plate, 22pF to 1,000pF 2p;
polyester 1,000 to 6,800pF 5p; 0-01,
0-015, 0-022, 0-033, 0-047, 0-068, 0-1mF
4p; 0-15, 0-22mF 5p; 0-33 6p; 0-47 6p;
0-68 10p; 1mF 12p; 2-2mF 16p; 3-3mF
24p.

1%: 1,000pF, 10,000pF 16p; 0-1µF, 0-2µF,
0-25µF 30p; 2-2µF 58p.

Polyethylene 10pF to 1,000pF 4p; 1,200pF
to 10,000pF 6p. All 2½%.

Electrolytic:
All 25V: 0-47, 1, 2-2, 4-7, 10, 22, 47mF
8p; 100mF 7p; 220mF 9p; 470mF 11p;
1,000mF 18p; 2,200mF 27p; 40V: 47mF
7p; 100mF 8p; 220mF 10p; 470mF 16p;
1,000mF 32p; 2,200mF 48p.

Tantalum bead, mF/V: 0-1/35, 0-22/35,
0-3/35, 0-47/35, 1/35, 2-2/16, 2-2/35,
0-3/35, 4-7/35, 6-8/35, 10/16, 10/25, 15/10,
22-8-3, 22/10, 22/16, 33/10, 47/8-3, 100/3,
12p each.

VEROBORD

100 sq.in good size offcuts. Mixed, or
all 0-1 £1.30. £3.48/lb. 10lb £38; 17 x
3¼in x 0-1 sheets £1.00.

ALUMINIUM BOXES

Complete with base and PK Screws.
AB7 133 x 70 x 38mm 50p
AB8 102 x 102 x 38mm 50p
AB9 102 x 70 x 38mm 47p
AB10 102 x 133 x 38mm 47p
AB11 102 x 64 x 51mm 40p
AB12 78 x 51 x 25mm 44p
AB13 152 x 102 x 51mm 85p
AB14 178 x 127 x 64mm 85p
AB15 203 x 152 x 76mm £1.50
AB16 254 x 178 x 76mm £1.80
AB17 254 x 114 x 76mm £1.50
AB18 307 x 128 x 76mm £1.75
AB19 307 x 203 x 76mm £2.00
AB20 307 x 102 x 64mm 80p
AB21 133 x 102 x 64mm 90p
AB22 152 x 102 x 76mm £1.00

VEROBXES AND CASES

Professional 2 part boxes made of dark
and light grey high impact polystyrene.
2518 120 x 65 x 40mm £1.90
2520 150 x 80 x 50mm £2.15
2522 188 x 110 x 60mm £2.85
Sloping front version. Ideal for mixers.
2528 200 x 174 x 100/52mm £4.95
Cases, white plastic top and bottom,
front and back aluminium panels that
slot in. Type:
1410 205 x 140 x 40mm £2.90
1411 205 x 140 x 75mm £3.25
1412 205 x 140 x 110mm £4.20
1237 154 x 85 x 40mm £1.80
1238 154 x 85 x 80mm £2.25
1239 154 x 85 x 80mm £2.75
Small general purpose plastic boxes:
1413 7½ x 40 x 24½mm 32p
PB1 115 x 75 x 36mm 42p

DEVELOPMENT PACKS

Save £££s by buying a full range of
components at one go! All full spec,
marked devices, no rejects or old stock.
50V ceramic plate capacitors 5% 10 of
each value, 22pF to 1,000pF. Total 210
capacitors £2-70.
CR25 carbon film resistors, ½ watt 5%
10 of each value 10Ω to 1MΩ, total
610 £8-00.
Extended range, 1 ohm to 10M 850
resistors £8-30.
Electrolytics, wire ended 25V working
10 each of 1, 2.2, 4.7, 10, 22, 47 and
100mF 70 capacitors for £3-20.
Zeners, 400mW 5% BZY88, 10 each
3V to 30V total 260 £14.00.
½ pack, 5 of each value £8-20.
Tantalum Bead caps, 14 values from
0-1/35 to 100/3, 10 of each total 140
caps £12-90.




BURNEZE

Cools
soothes
and heals
minor
burns

Burneze—unique aerosol first aid—
cools instantly, contains a
fast-acting local anaesthetic
plus antihistamine to control
swelling. It deals with the
lingering pain of a minor burn or
scald and reduces the chance of a
blister. Keeps nimble fingers working.
From Boots and other chemists.
No first-aid box is complete
without Burneze.

BUILD THIS

**AUTOMATIC
LIGHT
SWITCH**



**INTRUDER
DETERRENT**

Size:
90 x 40 x 52mm

SAVE POUNDS by building this SOLID STATE CONTROL then CONTINUE TO SAVE on your ELECTRICITY BILLS by AUTOMATICALLY TURNING LIGHTS OFF when not required. PLUS the added advantage of an AUTOMATIC BURGLAR DETERRENT from dusk to dawn when you are not at home.

GREAT GIFT for family or friends or even MAKE MORE MONEY by building these in your spare time for others. IDEAL FOR STUDY, KITCHEN, WORKSHOP OR CHILDRENS' ROOM NIGHT LIGHTS.

Complete Kit of parts*, drawings and assembly Instructions. Send £5.40 for your Kit. This includes VAT and P. & P. (U.K. only).

★ 220-250V 50/60Hz ★ Fully Adjustable 300-1,000 lux
★ Switches 250VA ★ Attractive enclosure

Available from:

MCA ELECTRONIC CONTROLS LTD
11 Aston Road, Waterlooville, Hants. PO7 7XG

* Connecting lead not supplied
Quantity discounts: 10-19 £5 each; 20+ £4.65 each inclusive

complete DIGITAL CLOCK KITS TEAK CASES



prompt order despatch
NON-ALARM
£9.60
+ 76p VAT
ALARM
£11.95
+ 96p VAT

'DELTA'

GENUINE TEAK OR PERSPEX CASE (Prices include P. & P.)

DELTA DATA: 4 Radiant Red pin high LEDs. 12hr display with a.m./p.m. indication. Beautiful Burma Teak Case or Pretty Perspex in white, black, blue, red, green. Power failure is indicated by flashing display.

MODULES: Kits can be bought without case—Non-Alarm £8; Alarm £10-50 inclusive.

READY BUILT: Buy a working tested module and fit your own case—Non-Alarm £8-50; Alarm £11; or put it with our case parts (£3-78) and save on complete clock price. Complete clock ready built. 2yr guarantee—Non-Alarm £14; Alarm £16-50.

ALARM FEATURES: Pulsed tone. Tilt operated 10 minute "Snooze" period. Single switch setting. Optional extra mercury switch (45p) allows alarm reset by tilting clock. Digit brightness is automatically controlled to suit lighting level.

6 DIGIT: "Comet" Non-Alarm with 6 red 0.6in high digits. Complete kit £17. Case style as Delta.

NOVUS CALCULATORS 650 £5.40 4510 £16.20
850 £6.75 6030 £21.60



Send payment with order. S.A.E. for complete range of clocks, calculators and components

Pulse Electronics Ltd

Dept. PE4, 202 Shefford Road,
Clifton Shefford, Beds.
Telephone: Hitchin (0462) 814477



TRANSFORMERS

Double section bobbin P.C.B. pins and clamp varnish dipped

Type	A.C. Rating		D.C.	
	Volts	Amps	Volts	Amps
101	5	0.85	5	0.85
102	6	0.55	6	0.55
103	9	0.35	9	0.35
104	10	0.33	10	0.33
105	12	0.275	12	0.275
106	12-0-12	0.14	12-0-12	0.14
107	15-0-15	0.11	15-0-15	0.11
108	24	0.14	24	0.14
109	6	1.0	—	—
110	12	0.5	—	—
111	24	0.25	—	—
201	—	—	5	2.0
202	—	—	6	1.5
203	—	—	9	1.1
204	—	—	10	1.0
205	—	—	12	0.8
206	—	—	12-0-12	0.4
207	—	—	15-0-15	0.3
208	—	—	24	0.4
209	6	2.0	—	—
210	12	1.0	—	—
211	24	0.5	—	—
501	—	—	5	7.0
502	—	—	6	6.0

PRICE LIST (all prices include P & P. and 8% VAT. Discounts: 1-24 list price; 24-100 less 5%)

TRANSFORMERS: 101-111 £1-32; 201-211 £1-77; 501-502 £2-83.

CAPACITORS: 1,000mF 10-16-25V 52p; 4,700mF 6-3-10V £1-28.

DIODE BRIDGE: 1A 50V 49p; 2.5A 50V 81p; 6A 50V £1-14.
Note: Deduct 45p (P & P) if transformer, diode bridge and capacitor are ordered together.

SUB-MINIATURE TRANSFORMERS: 1-2VA, 240V, E/5, pins and clamp. Secondary volts 3-0-3V, 6-0-6V, 12-0-12V £1-73 each.

MINIATURE MAINS: 2.4VA, 6V, 12V £1-55 each.

C.W.O. please. Send S.A.E. for details of transformers, diodes and capacitors.

DELTC SYSTEMS

507 Burnley Road
Rossendale, Lancs. BB4 8LZ

OVER 2,000 ELECTRONIC COMPONENTS IN A

BIG NEW FREE

100 PAGE CATALOGUE

YOURS BY POSTING TODAY

Please send me the 100 page Tandy catalogue

Name _____

Address _____

PE2

Tandy Corporation (Branch UK), Bilston Road, Wednesbury, W. Midlands WS10 7JN.

40 PAGES IN COLOUR

BLISS CAPITALS PLEASE

TANDY

Nationwide supermarket of sound!


CLEARANCE OFFER!

SEW PANEL METERS

AT GREATLY REDUCED PRICES

BAKELITE PANEL METERS—MODEL MR 65

Dimensions: Front 80mm x 80mm square
Panel Hole: 65mm diameter
Accuracy ±2.5%



RANGES

100µA	5A DC	300V AC*
500µA	10A DC	800V AC*
50-0-50µA	15A DC	1A AC*
100-0-100µA	30A DC	30A AC*
500-0-500µA	50A DC	50A AC*
1mA	5V DC	500mA AC
1-0-1mA	10V DC	50V DC
5mA	15V DC	100mV DC
10mA	20V DC	
50mA	50V DC	
100mA	150V DC	
500mA	300V DC	
1A DC	30V AC*	
2A DC	50V AC*	

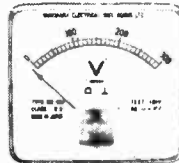
£2.95 each

25µA £3.95 each
50µA £3.25 each
VU Meter £3.40 each
P/P + Ins. 15p

* Moving iron (all others are moving coil).

CLEAR PLASTIC PANEL METERS—MODEL MR 85P

Dimensions: Front 110mm x 120mm wide
Panel Hole: 85mm
Accuracy ±2.5%



RANGES

50µA	10mA	50V DC
200µA	50mA	150V DC
500µA	100mA	300V DC
50-0-50µA	500mA	300V AC
100-0-100µA	1A DC	1A AC*
500-0-500µA	5A DC	5A AC*
1mA	15A DC	10A AC*
1-0-1mA	30A DC	20A AC*
5mA	10V DC	30A AC*
	20V DC	

£3.95 each

'S' Meter 1mA £4.55 each
VU Meter £4.55 each
P/P + ins. 15p.


* Moving iron (all others are moving coil).

EDUCATIONAL METERS—MODEL ED 107

High quality moving coil meters ideal for school use and many other applications.

Housed in strong black plastic cases. Clear view front, 3" mirror scale. Fully insulated terminals will accept either spade or 4mm plug.

Dimensions: 100mm wide x 90mm deep x 105mm high overall.
Accuracy ±2%



SINGLE RANGE MODELS

50µA	1A DC	15V DC
100µA	5A DC	20V DC
50-0-50µA	5V DC	50V DC
1mA	10V DC	300V DC
1-0-1mA		

DUAL RANGE MODELS

500mA/5A DC	5V/15V DC
5V/50V DC	1A/15A DC
	1A/5A DC

£5.95 each

P/P + Ins. 15p

Available for personal shoppers at LASKYS



481 Oxford Street, W.1. 01-483 8641
311 Edgware Road, W.2. 01-262 8387
42 Tottenham Court Road, W.1. 01-438 0845
3 Lisle Street, W.C.2. 01-437 8204

MAIL ORDERS AND ACCOUNT ENQUIRIES TO HEAD OFFICE.


LASKYS, CUSTOMER SERVICES DIVISION, DEPT. PW9 AUDIOTRONIC HOUSE, THE HYDE, HENDON, NW9 6JJ. Telephone: 01-200 0444 Telex: 924920
Access, Barclaycard and Diners Club and Countdown accepted at all branches or by telephone at head office.

01-483 8641
01-262 8387
01-438 0845
01-437 8204



ALL PRICES INCLUDE VAT.

INVERTORS



240v-50Hz from your 12v car battery.

25 watt—£4.75 300 watt (24v)—£26.45
 40 watt—£8.27 400 watt (12v)—£39.05
 75 watt—£12.03 500 watt (24v)—£48.18
 150 watt—£21.27 1kW (50v)—£127.00
 300 watt (12v)—£33.03 1.5kW (110v)—£140.90

All above invertors are in kit form but may be purchased built up in metal case & ready for use. Price list sent on receipt of s.a.e. Prices include post & packing.

P.W. AUTOMATIC EMERGENCY SUPPLY

240v-50Hz-150 watt inverter with built in battery charger. In event of power failure switches over automatically from battery charging to inverter operation. Cct. as appeared in Dec. 72 P.W. Complete kit of parts (excluding meter) £24.50 + £1.70p. & p.

FLUORESCENT LIGHT INVERTOR KIT
 9 watt-12v-Fluorescent light, suitable for tents, caravans, houses, boats & secondary lighting for factories, hotels, etc.

12"-8 watt—£3.90 + 35p p. & p. Built up—£4.90 + 35p p. & p.
 21"-13 watt—£4.20 + 52p p. & p. Built up—£5.80 + 52p p. & p.


TRANSFORMERS & COILS

Both high volume & small order capacity available.

Special offer. Miniature mains transformer 6-0-6v-6V.A.—85p plus 10p p. & p.

TRADE & EXPORT ENQUIRIES WELCOMED

P.E. ORION STEREO AMPLIFIER



20 + 20 Watts r.m.s. into 8 ohm load. Distortion less than 0.01% 100Hz-10kHz. Frequency response ± 1 dB 20 Hz to 20 kHz. Hum level virtually nil with volume full on.

This is a power amplifier of superb quality incorporating the very latest design features. Professional hi-fi enthusiasts have classed it as fantastic and real value for money. The CCT incorporates a low flux transformer and inputs for disc, tape, tuner, etc.


Complete kit of parts including slim line bookend case, silk screened front panel & knobs. £47.30 incl. VAT & p. & p.

The bookend case, I.C.s & semiconductors, P.C. board, Transformer, etc. may be purchased separately if desired. Send S.A.E. for further information

INSTRUMENT CASES

Bookend Amplifier and attractive styled Instrument Cases available. Send S. and A. envelope for Price List.

ASTRO IGNITION



ASTRO IGNITION SYSTEM

Complete kit of parts for this proven and tested system £10.45 incl. VAT. Ready built with only two connections to alter £13.75 incl. VAT. Thousands have used this system both home and abroad. Consider these *advantages* more power, faster acceleration, fuel economy, excellent cold starting, smoother running, no contact breaker burning. Also because of the high energy spark, the fuel mixture can be made weaker giving further economy and fewer plug problems. Fitting time when built 5 minutes approx. Please state whether positive or negative earth. Trade and export enquiries welcomed.

ASTRO ELECTRONICS

Spring Bank Road, West Park
 Chesterfield.



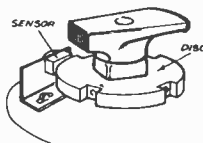
This fine Super Touch-Sensitive Piano can be built in just 12 hours. All component parts are brand new and guaranteed, and sold at wholesale prices. Visit our showroom and see how simple and professional the end product is.

For further details on our complete range including Organ kits and components for musical instruments, telephone 01-986-8455/5063, 01-870-4949, 01-249-5624.



Electronic Musical Instruments

Showroom: 12 Brett Road, Hackney, London, E8 1JP.



Capacitor Discharge IGNITION

- MAXIMUM PERFORMANCE
- MAXIMUM ECONOMY
- EASY COLD START

SYSTEM I

Professional photoelectric ignition using L.E.D. light source and reflective disc. This machined aluminium disc gives a timing accuracy far superior to other methods and is simple to fit. Unit housed in diecast box 4" x 3" x 2". Price £18.90 (KR £18.90). State car/model/measurement across cam lobes.

SYSTEM II

Contact breaker model as above less sensor. Price £12.90 (KR £10.90). M/C Twin unit Price £15.00. S.A.E. for descriptive leaflet—All UNITS IN STOCK. Mail orders to CDI Electronic Systems Ltd., 275 Vale Road, Ash Vale, Aldershot, Hants. Demonstration/Callers to Hillside Motors, 292 Carshalton Road, Carshalton, Surrey. Telephone 01-642 9973.

THE OPEN DOOR TO QUALITY



This catalogue—Electrovalue Catalogue No. 8 (Issue 2, up-dated)—offers items from advanced opto-electronic components to humble (but essential) washers. Many things listed are very difficult to obtain elsewhere. The company's own computer is programmed to expedite delivery and maintain customer satisfaction. Attractive discounts are allowed on many purchases; Access and Barclaycard orders are accepted.

★ FREE POSTAGE on all C.W.O. mail orders over £2 list value (excluding VAT) in U.K. If under, add 15p handling charge.

144 pages
 post paid

40p
 inc. refund
 voucher
 worth 40p

ELECTROVALUE LTD

All communications to Head Office, Dept. PE10, 28 ST. JUDES ROAD, ENGLEFIELD GREEN, EGHAM, SURREY TW20 6HB. Phone Egham 3603. Telex 284475. Hours 9-5.30 daily. 1 pm Sat.
 NORTHERN BRANCH: 688 Burnage Lane, Burnage, Manchester M19 1NA. Phone 061-432 4845. Hours 9-5.30 pm: 1 pm Sat.

H.B. ELECTRONICS

Semiconductors

AA119	10p	BF194/5/6/7	10p*	TIP32A	55p
AC126/7/8	16p	BF198/9	12p*	TIP41A	70p
AC176/187/8	19p	BF200	30p	TIP42A	85p
AD149/161/2	50p	BFX29/30	28p	TIS43	30p
AF114/5/6/7	25p	BFX86/88	25p	ZTX107/8/9	10p
AF118	45p	BFY50/1/2	16p	ZTX300/500	20p
BA145/8/154	16p	BFY90	75p	IN4148	4p
BC107/8/9	10p	BR101	30p	IN4001/2	4p
BC147/8/9	10p*	BRY39	40p	IN4003/4/5	5p
BC157/8/9	10p*	BY127	15p	IN4006/7	6p
BC177/8/9	18p	E300	55p	2N1813	29p
BC182/3/4L	12p*	MJE340	50p*	2N2846	45p
BC212/3/4L	12p*	MJE341	80p*	2N2926 (BROYG)	10p*
BC237/8/337/8	16p*	MJE2955	120p	2N3053	18p
BC547/8/9	12p*	MJE3055	75p	2N3054	45p
BCY70/1/2	15p*	MPF102	30p	2N3055	50p
BD131/2	40p	TIP31A	50p	2N3819	20p

Bulk offers

IN4001/2	30p/10
IN4003/4/5	45p/10
IN4006/7	50p/10
BC107/8/9	85p/10
741 8 di1	£2-10/10
NE555	£1-70/4
0-125in LED for P.E.	
Digiscope	£8-50/80
Red LED 0-2in	£1/10
Yellow/Green/Amber	
LED 0-2in	£1-50/10
IN4148	30p/10
Push to make switch	£1-50/10
DPST slide switch	£1-50/10

TTL

7400	12p	7474	26p
7401	12p	7476	26p
7402	12p	7483	75p
7403	12p	7486	26p
7404	12p	7490	40p
7405	12p	7491	55p
7405	15p	7492	45p
7406	30p	7493	40p
7408	15p	74100	89p
7410	13p	74121	28p
7413	31p	74122	28p
7432	25p	74141	60p
7441	82p	74145	50p
7442	55p	74174	83p
7445	71p	74177	100p
7447	79p	74196	134p

Other components

Zener diode 400mW
3-3V to 47V E12, 12p;
Resistors, carbon film
1W 5% E12, 2p; Veroboard
0-1in, and
0-15in, 2½in x 5in, 49p;
Sub. min vertical pre-set, fit 0-1in board, 8p;
Resistors WW 2-5W
0-22 to 10 ohm E24,
20p; Clock chip special
MMS316, £5-50,
80Ω loudspeaker 90p*

VAT: add high rate to * items, standard rate to all others.

POST: free on orders over £5 otherwise please add 30p.

DISCOUNT: 10% discount on orders over £15 (excluding bulk offers)

54 Montagu Street, Kettering, Northants.

Tel. Kettering 83922

Shop open daily. PAYMENT: C.W.O., Access and Barclaycard for phone orders. GUARANTEE: All devices are brand new and full spec. Any faulty item returned unused within 7 days refunded or exchanged.

Test Equipment

Multimeters

The Eagle range of multimeters covers every possible need of the electrical or electronic engineer. They cost from about £6 to £58 (inc V.A.T.). There's at least one which suits your job precisely.



We have a lot of other test equipment too. Send the coupon and we'll send you our complete catalogue.



Please send me details of all your test equipment.

NAME _____

ADDRESS _____

Eagle International, Precision Centre, Heather Park Drive,
Wembley HA0 1SU Tel: (01)-902 8832

Eagle

TRAIN FOR SUCCESS

in Radio, Television & Electronics

ICS have helped thousands of ambitious people to move up into higher paid more secure jobs in the field of electronics - now it can be your turn. Whether you are a newcomer to the field or already working in the industry, ICS can provide you with the specialised training so essential to success.

Personal Tuition and Guaranteed Success

The expert and personal guidance by fully qualified tutors, backed by the ICS guarantee of tuition until successful, is the key to your outstanding record in the technical training field. You study at the time and pace that suits you best and in your own home. In the words of one of our many successful students: "Since starting my course, my salary has trebled and I am expecting a further increase when my course is completed."

City and Guilds Certificates

Excellent job prospects await those who hold one of these recognised certificates. ICS can coach you for:

- Telecommunications Technicians
- Radio, T.V. Electronics Technicians
- Technical Communications
- Radio Servicing Theory
- Radio Amateurs
- Electrical Installation Work
- Also MPT Radio Communications Certificate

Diploma Courses

- Colour T.V. Servicing
- Electronic Engineering & Maintenance
- Computer Engineering and Programming
- Radio, T.V. and Audio, Engineering & Servicing
- Electrical Engineering, Installations & Contracting

Other Career Courses

A wide range of other technical and professional courses are available including GCE.

FREE BOOK

Post this coupon or 'phone today for free ICS careers guide.

Name _____

Address _____

Age _____

ICS

To ICS, Dept. 772Y, Intertext House,
London SW8 4UJ
or telephone 01-622 9911 (all hours)

TRANSFORMERS

ALL EX-STOCK—SAME DAY DESPATCH

MAINS ISOLATING
PRI. 120/240V
SEC. 120/240V
CENTRE TAP WITH SCREEN
Ref. VA (Watts) £

07*	20	4	06
149	60	5	93
150	100	6	78
151	200	10	57
152	250	12	80
153	350	15	12
154	500	17	41
155	750	23	69†
156	1000	33	01†
157	1500	37	68†
158	2000	42	03†
159	3000	66	40†

*115V or 240V Sec. only.

12 and or 24 Volt PRIMARY 240-250 VOLTS
Ref. Amps £

111	0.5	0.25	2.05
213	1.0	0.5	2.71
71	2	—	3.30
68	3	—	4.60
18	4	2	4.07
85	5	—	4.91
70	6	3	5.65
108	8	4	8.52
72	10	5	8.97
116	12	6	7.45
17	16	8	9.27
115	20	10	13.85
187	30	15	17.20
226	60	30	19.08†

50 VOLT RANGE
Prim. 200-240V
Sec. 0.19-25-33-40-50V
Ref. Amps £

102	0.5	3	83
103	1.0	4	70
104	2.0	6	37
105	3.0	7	78
106	4.0	9	97
107	6.0	15	21
118	8.0	16	59
119	10.0	19	17†

C1000 MINI-MULTIMETER
D.C.—1.000V. A.C.—1.000V. 1.000Ω/V.
D.C. 1—100mA. Res.—150kΩ. Bargain at £4.59.

ANTEX SOLDERING IRONS
15W £3.97 10W £3.31 25W £2.99
SOLDERING IRON KIT £4.48
STAND FOR ABOVE £1.49

MAGNETIC TO CERAMIC CARTRIDGE CONVERTOR
OPERATING VOLTAGE 20-45V only
£3.17.

CALLERS WELCOME (MON.-FRI.) OR SEND STAMP FOR LISTS.

COMPONENT PAKS

200 Mixed value resistors (count by weight)
150 Mixed value capacitors (count by weight)
30 Mixed value precision resistors ½w 2%
15 Assorted pots & pre-set resistors
10 Resistor switches
3 Micro switches
20 Assorted tag strips

PLEASE STATE PAK REQUIRED
90p PER PAK

HIGH VOLTAGE
Mains Isolating
Prim. 200/220 or 400/440
Sec. 100/120 or 200/240
VA Ref. P & P £

60	243	5	91
350	247	13	48
1000	250	28	41†
2000	252	47	65†

SCREENED MINIATURES
Ref mA Volts £

238	200	3-0-3	2.27
212	1A, 1A	0-6-0-6	2.66
13	100	9-9-9	2.03
235	330, 330	0-9-0-9	2.12
207	500, 500	0-8-9, 0-8-9	2.82
208	1A, 1A	0-8-9, 0-8-9	4.02
236	200, 200	0-15-0-15	2.03
214	300, 300	0-20-0-20	2.89
221	700 (DC)	20-12-0-12-20	3.27
206	1A, 1A	0-15-20, 0-15-20	4.78
203	500, 500	0-15-27, 0-15-27	4.27
204	1A, 1A	0-15-27, 0-15-27	5.33
S112	500	12, 15, 20, 24, 30	2.83

HIGH QUALITY MODULES

3 Watt RMS AMPLIFIER	£2.78
5 Watt RMS AMPLIFIER	£3.17
10 Watt RMS AMPLIFIER	£3.51
25 Watt RMS AMPLIFIER	£4.87
125W RMS AMPLIFIER	£17.50
PRE-AMP for 3-5-10W	£7.50
PRE-AMP for 25W	£15.79
POWER SUPPLIES 3-5-10W	£1.54
POWER SUPPLIES 25W	£3.58
TRANSFORMER 3W	£2.54
TRANSFORMER 5-10W	£2.99
TRANSFORMER 25W	£3.38

AUDIO KIT 25W

2 + 25W Amplifiers
1 + Per-Amp
1 + Power supply
1 + Transformer
1 + Front Panel
1 + Kit of parts to include on/off switch, neon Ind. Stereo head-phone socket. Plus instructions book £32.18.

30 VOLT RANGE
Prim. 200-240V
Sec. 0-12-15-20-24-30V
Ref. Amps £

112	0.5	2	75
79	1.0	3	58
3	2.0	4	93
20	3.0	6	10
21	4.0	7	03
51	5.0	8	48
117	6.0	9	47
88	8.0	12	49
89	10.0	12	84

AUTO TRANSFORMERS
Ref VA Auto Taps (Watts) £

113	20	0-115-210-240	2.53
64	75	0-115-210-240	4.18
4	150	0-115-200-220-240	5.54
66	300	0-115-200-220-240	7.62
87	500	0-115-200-220-240	11.59
84	1000	0-115-200-220-240	17.38
93	1500	0-115-200-220-240	20.54†
95	2000	0-115-200-220-240	27.44†
73	3000	0-115-200-220-240	39.48†

TRANS CASES
Combined wall and floor mounting
Send for details.

BRIDGE RECTIFIERS

200V	2A	0.67
400V	2A	0.72
200V	4A	0.89
500V	10A(PM 7A6)	2.70

TEAK AUDIO KIT 25W

Teak veneered cabinet
16½ + 11½ + 3½" aluminium chassis.
heat sink and front panel brackets plus back panel and sockets etc.
£11.21

CARTRIDGES

Magnetic Sonotone 100	£5.31
Ceramic E.I.C.S 2000	£2.72
ALOS GP93-1	£2.11
TCC AT55	£4.42

60 VOLT RANGE
Prim. 200-240V
Sec. 0-24-30-40-48-60V
Ref. Amps £

124	0.5	3	54
126	1.0	4	84
127	2.0	6	78
125	3.0	9	72
123	4.0	11	58
40	5.0	12	54
120	6.0	14	69
121	8.0	17	01†
122	10.0	20	95†
189	12.0	21	87†

CASED AUTO TRANSFORMERS
240V mains lead input & USA 2 pin outlets.

20VA	£4.42	Ref 133W
150VA	£7.90	Ref 4W
500VA	£13.32	Ref 67W
1000VA	£19.86†	Ref 84W
2000VA	£31.01†	Ref 95W

TEST METERS

AVO 8 MK5	£87.33
AVO 72	£28.86
AVO TT 169	£27.34
AVO MM5	£23.48
U4315 (USSR) inc. steel carry case	£13.93

POWER UNIT
CC12-95 Output Switched
3-4-5-6-7-5-9-12V
at 500mA. £5.19

STEREO FM TUNER WITH PHASE-LOCK LOOP
4 Pre-selected stations supply 20-35V. 90mA Max. £22.72

ON SITE TOOL ISOLATORS
240 to 110V 500VA to 2KVA
(to BS3353) Send for details

Barrie Electronics Ltd.
3, THE MINORIES, LONDON EC3N 1BJ
TELEPHONE: 01-488 3316/7/8
NEAREST TUBE STATIONS ALDGATE & LIVERPOOL ST



THE "Manta" Capacitive Discharge Electronic Ignition Unit

IMPORTANT NEWS:

We are pleased to announce that the "Manta"—one of the highest quality ignition units available—is now supplied in Kit Form.

Construct this top performance electronic ignition unit and benefit from improved petrol consumption, smoother running and instant starting for your vehicle.

ONLY **£16.50**
assembly and installation instructions.

(Ready-made unit available at £19.85, including VAT, postage and packing)

Send S.A.E. today for full details of this top quality unit to:

ELECTRO SPARES
Dept. P.E., 187a Sheffield Road, Chesterfield, Derbyshire
S41 7JQ. Tel. (0246) 36638

W.K.F. ELECTRONICS
THE P.C.B. SPECIALISTS

PRACTICAL ELECTRONICS "PRINTED CIRCUIT BOARDS" NOW AVAILABLE

TYPE 'A': Made in 1.6mm Epoxy/Glass-fibre, supplied Roll-tinned & drilled.
TYPE 'B': Made in 1.6mm S.R.B.P., supplied Roll-tinned & drilled:

All units available Ex. Stock by return. All prices INCLUDE Post—Pack, and V.A.T.
TERMS: Cash with order. Cheques & P.O.s payable to W.K.F. Electronics.

ISSUE	PROJECT	QTY OF TYPE 'A'	TYPE 'B'
		P.C.B. PRICE	PRICE
Sept. 1976	Cross-Hatch Generator	1	3.75
Sept. 1976	Gas—Smoke Detector	1	2.25
Sept. 1974	Gas & Smoke Detector	1	1.75
JAN. 1975	ORION STEREO 20W AMPLIFIER	1	3.60
May 1975	I.C. Pulse Generator	1	1.40
DEC.-JAN. 1976	50 + 50W GUITAR AMPLIFIER	3	3.25
JUNE 1976	DIGITAL FREQUENCY METER	4	4.25
June 1976	Audio Millivolt Meter	2	1.60
JUNE-AUG. 1976	RADIO CONTROL SYSTEM	8	5.70

PRODUCTION SPACE ALWAYS AVAILABLE FOR:
P.C.B. PRODUCTION—ELECTROPLATING—SCREEN PRINTING—TINNING
CONTRACT ORILLING—ANY PHOTOGRAPHIC ART PROCESS

SERVICE FOR:
P.C.B. MASTER PREPARATION + ANY GRAPHIC ARTS PROCESS

FROM:
ROUGH COPIES—EXISTING UNITS—CIRCUIT DIAGRAM
EVEN FELT TIP PEN ON OLD FISH & CHIP PAPER!!

QUOTATIONS FREE OF CHARGE BY RETURN

Large discounts given for long runs. Run-on's and repeat orders. Also call-off orders accepted

FOR OUTLINE QUOTATIONS PHONE:
WHITWELL (DERBY'S) 695 (STD 090974)

ALL ORDERS & MAIL TO:
W.K.F. Electronics,
Welbeck Street,
Whitwell, Near Worksop,
Notts.

TIMEKEEPING KITS-CMOS-DISPLAYS-MEMORY-BOOKS

GUARANTEE: Telephoned orders received by 4.30 p.m. (Mon.-Fri.) guaranteed dispatched the same day. First Class Post. The same applies to written orders. Telephone Orders: Private customers (min. tel. order £5) quote Access or Barclaycard no. Official orders, no minimum telephone order value.



GREEN CLOCK KIT

Four digit 12 or 24 hr. mantel-piece electronic clock with 0.5in GREEN displays in a white slim-line case. Easy to build. Order as "GCK" £12.90

CRYSTAL CONTROL and BATTERY BACK-UP can be added to this clock. If mains power is disconnected (through a power cut, accidental switching off or moving clock) the clock will keep perfect time. Order as "GCK + XTK + GBK" £19.95

CCK: Crystal-Controlled, 6 Digit, Car Clock Kit with Independent Journey Timer (P.E. Feb. '76)

Runs off 12V (car) battery—protected against low voltage drop-out—internal battery back-up allows temporary disconnection—6 digit timer times journeys up to 24 hours in hours, minutes and seconds—automatic intensity control—uses 0.5in Red LED digits. Complete kit including case. Order as "CCK" £39.50

ATTRACTIVE 6-DIGIT ALARM CLOCK KIT

With optional CRYSTAL CONTROL for high accuracy and battery back-up—bleep alarm, snooze, automatic intensity control—uses Red 0.5in LEDs—optional "touch-switch" for snooze (extra)—complete kit including case. Order as "ACK" £26.80

ACK



Complete kit as above, plus crystal control and battery back-up. Accurate to within a few seconds a month—no need to reset your clock each time power is disconnected—alarm operational while clock is on back-up. Order as "ACK + XTK + BBK" £33.58

50Hz Crystal Timebase Kit: provides an extremely stable output of one pulse every 20 msec. Uses: Improving accuracy of digital clocks ● If used with battery back-up also makes clocks power-out or switch-off proof ● Replacing 50Hz signal on battery-powered equipment ● Providing film synchronisation ● Monitoring or improving turntable speed. Complete kit. Order as "XTK" £6.28

50Hz Crystal Timebase Module: as above, but built and tested and with output preset to within ±5 p.p.m. Order as "671-50" £9.30

100Hz Crystal Timebase Module: Use as a pulse generator for any system counting in 1/100th sec. units. High stability, low current consumption (3mA typical)—Easily interfaced to TTL (requires 1 transistor)—5 to 14V operation (typical)—Built and tested and output preset to within ±5 p.p.m. Order as "821-100" £12.70

ADD VAT at 8%—25p P. & P. on all orders ● Access and Barclaycard orders welcomed, by post or phone (see above) ● Price List sent with orders or free on request (send S.A.E.) ● Export orders welcome: NO VAT but add 10% (Europe), 15% (Overseas) for Air Mail P. & P. (Contact us first for Export rates on books).

SINTEL 53b ASTON STREET, OXFORD. TEL. 0865 49791



CMOS from the top manufacturers, mainly RCA and Motorola

CMOS	CD4026	1-79	CD4051	0-87	CD4085	0-74	Clock chips		
CD4000	0-16 <td>CD4027</td> <td>0-55 <td>CD4052</td> <td>0-87 <td>CD4086</td> <td>0-74 <td>AY51202</td> <td>2-80</td> </td></td></td>	CD4027	0-55 <td>CD4052</td> <td>0-87 <td>CD4086</td> <td>0-74 <td>AY51202</td> <td>2-80</td> </td></td>	CD4052	0-87 <td>CD4086</td> <td>0-74 <td>AY51202</td> <td>2-80</td> </td>	CD4086	0-74 <td>AY51202</td> <td>2-80</td>	AY51202	2-80
CD4001	0-16 <td>CD4028</td> <td>0-89 <td>CD4053</td> <td>0-87 <td>CD4088</td> <td>1-61 <td>AY51224</td> <td>3-50</td> </td></td></td>	CD4028	0-89 <td>CD4053</td> <td>0-87 <td>CD4088</td> <td>1-61 <td>AY51224</td> <td>3-50</td> </td></td>	CD4053	0-87 <td>CD4088</td> <td>1-61 <td>AY51224</td> <td>3-50</td> </td>	CD4088	1-61 <td>AY51224</td> <td>3-50</td>	AY51224	3-50
CD4002	0-16 <td>CD4029</td> <td>1-16 <td>CD4054</td> <td>1-20 <td>CD4093</td> <td>0-80 <td>MK30250</td> <td>5-00</td> </td></td></td>	CD4029	1-16 <td>CD4054</td> <td>1-20 <td>CD4093</td> <td>0-80 <td>MK30250</td> <td>5-00</td> </td></td>	CD4054	1-20 <td>CD4093</td> <td>0-80 <td>MK30250</td> <td>5-00</td> </td>	CD4093	0-80 <td>MK30250</td> <td>5-00</td>	MK30250	5-00
CD4006	1-22 <td>CD4031</td> <td>2-24 <td>CD4056</td> <td>1-37 <td>CD4094</td> <td>1-84 <td>MK50253</td> <td>5-00</td> </td></td></td>	CD4031	2-24 <td>CD4056</td> <td>1-37 <td>CD4094</td> <td>1-84 <td>MK50253</td> <td>5-00</td> </td></td>	CD4056	1-37 <td>CD4094</td> <td>1-84 <td>MK50253</td> <td>5-00</td> </td>	CD4094	1-84 <td>MK50253</td> <td>5-00</td>	MK50253	5-00
CD4007	0-17 <td>CD4032</td> <td>1-11 <td>CD4057</td> <td>27-95 <td>CD4096</td> <td>1-00</td> <td></td> <td></td> </td></td>	CD4032	1-11 <td>CD4057</td> <td>27-95 <td>CD4096</td> <td>1-00</td> <td></td> <td></td> </td>	CD4057	27-95 <td>CD4096</td> <td>1-00</td> <td></td> <td></td>	CD4096	1-00		
CD4008	0-95 <td>CD4033</td> <td>1-43 <td>CD4059</td> <td>4-96 <td>CD4097</td> <td>3-87</td> <td>Flat Cable</td> <td></td> </td></td>	CD4033	1-43 <td>CD4059</td> <td>4-96 <td>CD4097</td> <td>3-87</td> <td>Flat Cable</td> <td></td> </td>	CD4059	4-96 <td>CD4097</td> <td>3-87</td> <td>Flat Cable</td> <td></td>	CD4097	3-87	Flat Cable	
CD4009	0-56 <td>CD4034</td> <td>1-98 <td>CD4060</td> <td>1-16 <td>CD4099</td> <td>1-90</td> <td>20-w 1m</td> <td>1-00</td> </td></td>	CD4034	1-98 <td>CD4060</td> <td>1-16 <td>CD4099</td> <td>1-90</td> <td>20-w 1m</td> <td>1-00</td> </td>	CD4060	1-16 <td>CD4099</td> <td>1-90</td> <td>20-w 1m</td> <td>1-00</td>	CD4099	1-90	20-w 1m	1-00
CD4010	0-56 <td>CD4035</td> <td>1-22 <td>CD4062</td> <td>0-07 <td>CD4502</td> <td>1-29</td> <td>10m for</td> <td>8-00</td> </td></td>	CD4035	1-22 <td>CD4062</td> <td>0-07 <td>CD4502</td> <td>1-29</td> <td>10m for</td> <td>8-00</td> </td>	CD4062	0-07 <td>CD4502</td> <td>1-29</td> <td>10m for</td> <td>8-00</td>	CD4502	1-29	10m for	8-00
CD4011	0-17 <td>CD4036</td> <td>3-18 <td>CD4063</td> <td>1-14 <td>CD4510</td> <td>1-41</td> <td></td> <td></td> </td></td>	CD4036	3-18 <td>CD4063</td> <td>1-14 <td>CD4510</td> <td>1-41</td> <td></td> <td></td> </td>	CD4063	1-14 <td>CD4510</td> <td>1-41</td> <td></td> <td></td>	CD4510	1-41		
CD4012	0-17 <td>CD4037</td> <td>0-99 <td>CD4066</td> <td>0-84 <td>CD4511</td> <td>1-82</td> <td>Verocases</td> <td></td> </td></td>	CD4037	0-99 <td>CD4066</td> <td>0-84 <td>CD4511</td> <td>1-82</td> <td>Verocases</td> <td></td> </td>	CD4066	0-84 <td>CD4511</td> <td>1-82</td> <td>Verocases</td> <td></td>	CD4511	1-82	Verocases	
CD4013	0-58 <td>CD4038</td> <td>1-22 <td>CD4067</td> <td>3-87 <td>CD4514</td> <td>2-85</td> <td>751410J</td> <td>2-64</td> </td></td>	CD4038	1-22 <td>CD4067</td> <td>3-87 <td>CD4514</td> <td>2-85</td> <td>751410J</td> <td>2-64</td> </td>	CD4067	3-87 <td>CD4514</td> <td>2-85</td> <td>751410J</td> <td>2-64</td>	CD4514	2-85	751410J	2-64
CD4014	1-05 <td>CD4039</td> <td>3-09 <td>CD4068</td> <td>0-22 <td>CD4515</td> <td>3-25</td> <td>751411D</td> <td>3-94</td> </td></td>	CD4039	3-09 <td>CD4068</td> <td>0-22 <td>CD4515</td> <td>3-25</td> <td>751411D</td> <td>3-94</td> </td>	CD4068	0-22 <td>CD4515</td> <td>3-25</td> <td>751411D</td> <td>3-94</td>	CD4515	3-25	751411D	3-94
CD4015	1-05 <td>CD4040</td> <td>1-11 <td>CD4069</td> <td>0-22 <td>CD4516</td> <td>1-41</td> <td>751237J</td> <td>1-72</td> </td></td>	CD4040	1-11 <td>CD4069</td> <td>0-22 <td>CD4516</td> <td>1-41</td> <td>751237J</td> <td>1-72</td> </td>	CD4069	0-22 <td>CD4516</td> <td>1-41</td> <td>751237J</td> <td>1-72</td>	CD4516	1-41	751237J	1-72
CD4016	0-55 <td>CD4041</td> <td>0-87 <td>CD4070</td> <td>0-80 <td>CD4518</td> <td>1-30</td> <td>751238D</td> <td>2-15</td> </td></td>	CD4041	0-87 <td>CD4070</td> <td>0-80 <td>CD4518</td> <td>1-30</td> <td>751238D</td> <td>2-15</td> </td>	CD4070	0-80 <td>CD4518</td> <td>1-30</td> <td>751238D</td> <td>2-15</td>	CD4518	1-30	751238D	2-15
CD4017	0-99 <td>CD4042</td> <td>0-87 <td>CD4071</td> <td>0-22 <td>CD4520</td> <td>1-30</td> <td></td> <td></td> </td></td>	CD4042	0-87 <td>CD4071</td> <td>0-22 <td>CD4520</td> <td>1-30</td> <td></td> <td></td> </td>	CD4071	0-22 <td>CD4520</td> <td>1-30</td> <td></td> <td></td>	CD4520	1-30		
CD4018	0-99 <td>CD4043</td> <td>1-05 <td>CD4072</td> <td>0-22 <td>CD4527</td> <td>1-64</td> <td></td> <td></td> </td></td>	CD4043	1-05 <td>CD4072</td> <td>0-22 <td>CD4527</td> <td>1-64</td> <td></td> <td></td> </td>	CD4072	0-22 <td>CD4527</td> <td>1-64</td> <td></td> <td></td>	CD4527	1-64		
CD4019	0-58 <td>CD4044</td> <td>0-87 <td>CD4073</td> <td>0-22 <td>CD4532</td> <td>1-50</td> <td>Sundry</td> <td></td> </td></td>	CD4044	0-87 <td>CD4073</td> <td>0-22 <td>CD4532</td> <td>1-50</td> <td>Sundry</td> <td></td> </td>	CD4073	0-22 <td>CD4532</td> <td>1-50</td> <td>Sundry</td> <td></td>	CD4532	1-50	Sundry	
CD4020	1-16 <td>CD4045</td> <td>1-43 <td>CD4075</td> <td>0-22 <td>CD4555</td> <td>0-94 <td>CA3130</td> <td>1-14</td> </td></td></td>	CD4045	1-43 <td>CD4075</td> <td>0-22 <td>CD4555</td> <td>0-94 <td>CA3130</td> <td>1-14</td> </td></td>	CD4075	0-22 <td>CD4555</td> <td>0-94 <td>CA3130</td> <td>1-14</td> </td>	CD4555	0-94 <td>CA3130</td> <td>1-14</td>	CA3130	1-14
CD4021	1-05 <td>CD4046</td> <td>1-38 <td>CD4076</td> <td>1-81 <td>CD4556</td> <td>0-94 <td>uA741</td> <td>0-38</td> </td></td></td>	CD4046	1-38 <td>CD4076</td> <td>1-81 <td>CD4556</td> <td>0-94 <td>uA741</td> <td>0-38</td> </td></td>	CD4076	1-81 <td>CD4556</td> <td>0-94 <td>uA741</td> <td>0-38</td> </td>	CD4556	0-94 <td>uA741</td> <td>0-38</td>	uA741	0-38
CD4022	1-00 <td>CD4047</td> <td>0-84 <td>CD4077</td> <td>0-80 <td>MC14528</td> <td>1-18 <td>(RCA 8 DIL)</td> <td></td> </td></td></td>	CD4047	0-84 <td>CD4077</td> <td>0-80 <td>MC14528</td> <td>1-18 <td>(RCA 8 DIL)</td> <td></td> </td></td>	CD4077	0-80 <td>MC14528</td> <td>1-18 <td>(RCA 8 DIL)</td> <td></td> </td>	MC14528	1-18 <td>(RCA 8 DIL)</td> <td></td>	(RCA 8 DIL)	
CD4023	0-17 <td>CD4048</td> <td>0-58 <td>CD4078</td> <td>0-22 <td>MC14553</td> <td>5-24</td> <td></td> <td></td> </td></td>	CD4048	0-58 <td>CD4078</td> <td>0-22 <td>MC14553</td> <td>5-24</td> <td></td> <td></td> </td>	CD4078	0-22 <td>MC14553</td> <td>5-24</td> <td></td> <td></td>	MC14553	5-24		
CD4024	0-81 <td>CD4049</td> <td>0-55 <td>CD4081</td> <td>0-22 <td>MC14552</td> <td>8-05</td> <td>78L12WC</td> <td>0-77</td> </td></td>	CD4049	0-55 <td>CD4081</td> <td>0-22 <td>MC14552</td> <td>8-05</td> <td>78L12WC</td> <td>0-77</td> </td>	CD4081	0-22 <td>MC14552</td> <td>8-05</td> <td>78L12WC</td> <td>0-77</td>	MC14552	8-05	78L12WC	0-77
CD4025	0-17 <td>CD4050</td> <td>0-55 <td>CD4082</td> <td>0-22 <td>IM6508</td> <td>8-05</td> <td></td> <td></td> </td></td>	CD4050	0-55 <td>CD4082</td> <td>0-22 <td>IM6508</td> <td>8-05</td> <td></td> <td></td> </td>	CD4082	0-22 <td>IM6508</td> <td>8-05</td> <td></td> <td></td>	IM6508	8-05		

DATABOOKS (add no VAT to these)

New 1976 RCA CMOS and Linear IC combined Databook	£4.95
New 1976 RCA 'Power and Microwave' Databook	£4.95
Motorola McMOB Databook (Vol. 5 Series A), c. 500 pages	£2.77
1976 National Semiconductor 7400 series TTL Databook, c. 200 pages	£3.45
TTL Pin-Out card index. Set of cards with pin-outs (top and bottom views) of T.I. TTL range and many other T.I. IC's	£2.95
Intel Memory Design Handbook, c. 280 pages	£4.75

MEMORY IC from Intel: P2102A-6 (new version of 2102-2) 16 pin, TTL compatible, 1024 x 1 bit Static RAM (Data supplied with IC) £3.35
8-way BOSS Switch: 8 ultra-miniature toggle switches in 16 pin DIL £2.60
32-768kHz Min. Watch Quartz Crystal £4.50. **5-12MHz Quartz Crystal** £3.60

LOW COST IC SOCKETS

Soldercon IC socket pins are the ideal low cost method of providing sockets for TTL, CMOS, IC's, Displays. Simply cut off the lengths you need, solder into board and snap off the connecting carrier.
 Strip of 100 pins for 50p, 1,000 pins for £4, 3,000 pins for £10-50.



XAN654

7 Segment Displays

FND500	Red C.C. LED	0.5in	£1-02
TIL322	Red C.C. LED	0.5in	£1-20
TIL321	Red C.A. LED	0.5in	£1-30
XAN652	Green C.A. LED	0.6in	£1-75
XAN654	Green C.C. LED	0.6in	£1-75
SLT01	Green Ph. Diode	4 x 0.5in	£5-80

Official Orders Welcomed. Terms: 30 days for written or phoned orders from Companies, Govt. Depts., Nat. Industries, Univs. Polys. etc. Fast Delivery for R. & D.

PRACTICAL SOLID STATE D.C. SUPPLIES

by T. D. Towers Price £5.85

AUDIO AMPLIFIERS FOR THE HOME CONSTRUCTOR by I. R. Sinclair Price £2.50

THYRISTOR AND RECTIFIER MANUAL by RCA. Price £3.50

THE OSCILLOSCOPE IN USE by I. R. Sinclair. Price £2.75

UNDERSTANDING SOLID STATE ELECTRONICS by Texas Instruments. Price £1.70

TTL COOKBOOK by D. Lancaster. Price £6.20

TRANSISTOR ELECTRONIC ORGANS FOR THE AMATEUR by A. Douglas. Price £4.75

MAKING YOUR OWN ELECTRONIC GADGETS—A BEGINNER'S GUIDE by R. H. Warring. Price £2.55

ACTIVE—FILTER COOKBOOK by D. Lancaster. Price £9.50

PROBLEMS AND SOLUTIONS IN LOGIC DESIGN by D. Zissos. Price £2.15

SOLID STATE COLOUR T.V. CIRCUITS by G. R. Wilding. Price £6.25

★ PRICES INCLUDE POSTAGE ★

THE MODERN BOOK CO.

BRITAIN'S LARGEST STOCKISTS of British and American Technical Books

19-21 PRAED STREET LONDON W2 1NP

Phone 01-723 4185 Closed Saturday 1 p.m.

PRECISION PETITE LTD.

119a High Street, Teddington, Middlesex TW11 8HG


Tel. 01-977 0878

S.A.E. please for leaflet and order form

- Super 30 Kit (30 Tools) (incl. drill without stand) £17.62 plus P. & P. 85p
- Super 10 Kit (10 Tools) (incl. drill without stand) £13.74 plus P. & P. 65p
- Mk. II Drill Stand £4.40 plus P. & P. 35p
- Mk. II Drill only £8.79 plus P. & P. 35p
- Flexible Drive Shaft £5.46 plus P. & P. 25p
- Transformer 240V a.c./12V d.c. £6 plus P. & P. 70p

Replacement drills, stones, burrs, etc. 40p each. Circular saw blades 50p each. £2 per set of 4 sizes. P. & P. any quantity 20p.

All VAT inclusive



SINCLAIR IC20
IC20 10W+10W stereo IC amplifier kit with free booklet and printed circuit. £4-95.
PZ20 Power supply kit for the above. £3-95.
VP20 V.A.M. tone-control and preamp kit. £7-95.
Send S.A.E. for free leaflet.

JC12 AMPLIFIER
6W IC audio amp. with free data and printed circuit. £2-25*
DELUXE KIT FOR JC12
Contains extra parts for the pcb and volume and tone controls. Mono version £2-33. Stereo £4-95.
JC12 POWER KIT
Supplies 25V 1A. £3-55.
JC12 PREAMP KITS
Type 1 for magnetic pickups, mics and tuners. Mono £1-50. Stereo £3. Type 2 for ceramic or crystal pickups. Mono 86p. Stereo £1-76.
Send S.A.E. for free leaflet.



S-DECS AND T-DECS*
S-DeC £2-24
T-DeC £4-05
µ-DeCA £4-45
µ-DeCB £7-85
IC carriers—
16 dil. plain £1-07, with socket £2-21. 10TOS: plain 99p, with socket £1-95.



FERRANTI ZN414
IC radio chip £1-44. Extra parts and pcb for radio £3-65. Case 99p. Send S.A.E. for free data.

SINCLAIR PROJECT 80 AUDIO MODULES
FM tuner £13-25. Q16 £9-50. PZ5 £4-95. PZ6 £8-70. PZ8 N/A. Trans for PZ8 £5-80. Z40 £5-75. Stereo 80 £11-95. Project 80S0 £18-95. Quad decoder £14-95.

BI-PAK AUDIO MODULES
S450 Tuner £18-95. AL60 £4-33. PA100 £13-45. MK90 audio kit £27-20. Teak 60 £9-95. Stereo 30 £15-95. TC30 £4-60. AL250 £16-15. Send S.A.E. for free data.

SAXON ENTERTAINMENTS AUDIO MODULES
SA1208 £18-95. SA1204 £13-30. SA608 £11-95. SA604 £10-30. PM1201/8 £11-45. PM1202/6 £14-95. PM1202/4 £14-95. PM1201/4 £11-45. PM601/8 £9-95. PM301/8 £8-70. Send S.A.E. for free leaflet.

JC40 AMPLIFIER
New integrated circuit 20W amplifier kit complete with chip, printed circuit and data £3-95. Send S.A.E. for free leaflet.

PRINTED CIRCUIT KIT £3-95*
Make your own printed circuits. Contains etching dish, 100s.in of pc board, 1lb ferric chloride, etch resist pen, small drill bit, laminate cutter.

SINCLAIR BLACK WATCH
Fully assembled with black strap. £20-95*. Bracelet, £2*.



SINCLAIR CALCULATORS*
Cambridge % £7-35. Cambridge Scientific £11-45. Oxford 300 £13-30. Programmable Scientific with free mains unit £24-95. Mains adaptors are available for all models (state model) £3-20.

CBM CALCULATORS*
796MD 8 digit, %, memory N/A, 897D 8 digit, %, 4 function memory £7-50. SR7918D 8 digit or 5+2/memory/trig./log/pip/power £11-90. SR1800 £20-55. SR148R (R) £39-10. SR4190R (R) £42-95. (R) = free charger. Mains adaptors for other models £3-20.

NOVUS CALCULATORS*
750 6-digit £5-30. 835 8-digit, %, sq. root, const, 4 function memory £7-60. 4525 10 digit programmable scientific (R) £45-80. 4510 £13-20. 4515 (R) £37-65. 4520 (R) £23-65. (R) = free charger. Mains adaptors for other models £3-20.

MISTRAL 24 HR. DIGITAL CLOCK KITS*
Includes pcb, power supply, case, jin display, chip and all parts. Kit £10-95. Bullt £12-50. Also Mistral 2, de luxe assembled version with alarm and tilt sleep-over facility £13-95.

NATIONAL MA1001H DIGITAL CLOCK MODULE*
Complete module including jin display and clock chip fully assembled on a 1jin x 3in pcb. Just add a power supply, switches, etc., to produce a 24 hr. clock with alarm and auto-dim. N/A.
Send S.A.E. for our Digital Clock leaflet

SWANLEY ELECTRONICS
Dept. PE, PO Box 68, Swanley, Kent

Battery Eliminator Bargains STABILIZED POWER UNITS*
Millenia series. Switched 1 to 30V in 0.1V steps. 1A output: Kit £11-45; Kit + case £14-40; Bullt £18-40. 2A output: Kit £13-95; Kit + case £16-90; Bullt £20-95.

6-WAY SPECIAL £5|20
Switched output of 3/4V, 6/7/9/12V at 500mA.



6-WAY DOUBLE RADIO MODEL £6-20
Switched output 3 + 3/4 + 4/6 + 6/7 + 7/9 + 9/12 + 12V at 250mA. Also 15/18/24V single.

3-WAY MODEL
Switched output of 6/7/9V at 250mA with 4-way multi-jack plug and free matching socket. £2-95*.

RADIO MODELS
50mA with press-stud battery connectors. 9V £3-25. 6V £3-45. 9 + 9V £4-45. 6 + 6V £4-45. 4 + 4V £4-45. Also 9V 300mA £3-95.

CASSETTE MAINS UNITS
7/9V output with 5 pin DIN plug. 50mA £3-45. 300mA £3-95.
CAR CONVERTERS
Input 12V d.c. Output 6/7/9V d.c. 1A regulated. £4-75*.

BATTERY ELIMINATOR KITS
Send S.A.E. for free leaflet on range.
100mA radio type with press-stud battery terminals. 4V £1-95. 6V £1-85. 9V £1-95. 4V + 4V £2-60. 6V + 6V £2-60. 9V + 9V £2-60.
100mA cassette type with 5 pin DIN plug. 7/9V £1-95. Transistor stabilized 8-way type for low hum 3/4/6/7/9/12/15/18V 100mA £3-15; 1A £6-90.
Heavy duty 13-way types 4/6/7/8/11/13/14/17/21/25/28/34/42V. 1 amp model £4-40. 2 amp model £8-95. Car Converter kit. Input 12V d.c. Output 6/7/9V d.c. 1A regulated £1-95.

MAINS TRANSFORMERS
6-0-6V 100mA 95p. 9-0-9V 100mA 95p. 18V 1A £1-65. 0. 12. 15. 20. 24. 30V 1A £3-60. 12-0-12V 100mA £1-05. 0. 12. 15. 20. 24. 30V 2A £4-95. 20V 2A £2-25. 6-0-6V 1/2A £2-16. 9-0-9V 1A £2-45. 12-0-12V 1A £2-65. 15-0-15V 1A £2-85. 30-0-30V 1A £3-60. 6-3V 1/2A £1-95. 0-24V twice 100mA £1-65.

Post 30p on orders under £2, otherwise free. Prices include VAT (Overseas customers deduct 7% on items marked * otherwise 11%). Official orders welcome.

INTERLOCKING PLASTIC STORAGE DRAWERS

DISCOUNT PRICES

Newest, neatest system ever devised for storing small parts and components: resistors, capacitors, diodes, transistors, etc. Rigid plastic units interlock together in vertical and horizontal combinations. Transparent plastic drawers have label slots. 1D and 2D have space dividers. Build up any size cabinet for wall, bench or table top.

As supplied to Post Office, Industry and Government Depts.

SINGLE UNITS (1D) (5in x 2 1/2in x 2 1/2in). £2-50 DOZEN.

DOUBLE UNITS (2D) (5in x 4 1/2in x 2 1/2in). £4-40 DOZEN.

TREBLE (3D) £4-20 for 8.

DOUBLE TREBLE 2 drawers, in one outer case (6D2), £6-50 for 8.

EXTRA LARGE SIZE (6D1) £5-50 for 8.

PLUS QUANTITY DISCOUNTS

Orders over £20, less 5%.
Orders over £60, less 7%.

PACKING/POSTAGE/CARRIAGE: Add 75p to all orders under £10. Orders £10 and over, please add 10% carriage.

QUOTATIONS FOR LARGER QUANTITIES
Please add 8% V.A.T. to total remittance
All prices correct at time of going to press

FLAIRLINE SUPPLIES
(Dept. PE10)
124 Cricklewood Broadway, London NW2
Tel. 01-450 4844

P.E. JOANNA
Electronic Piano

ALL PARTS CAN BE SUPPLIED

Keyboard, Keyswitch, P.C.B.s, Hardware, Semiconductors, Resistors, Capacitors, Cabinets
Complete kits or easy stages

Send S.A.E. for details

Clef Products
31 Mountfield Road, Bramhall
Stockport, Cheshire SK7 1LY

G8CZW DIGITAL FREQUENCY METER

COMPLETE 50MHz KIT £54 Inc. VAT and Post

ZN 1040E Count/Display I.C.	8-90
Integrated Circuit Pack	9-25
Displays and Filter	7-28
Semiconductor and Diode Pack	2-38
Resistor and Capacitor Pack	2-96
Logic and Display P.C.B.'s	4-84
5 MHz Crystal	3-45
Transformer 8-0-8V (+ 60p P. & P.)	2-48
I.C. Sockets Pack	2-30
Switches, Knob, BNC Sockets, etc.	4-15
Hardware and Wire Pack	1-45
Case—Two-tone PVC-faced steel punched and lettered (+ 75p P. & P.)	5-75
Spare min. BNC Sockets (50 ohm)	0-65
Spare min. BNC Plugs (50 ohm)	0-70
Complete kit of parts for High Impedance Buffer (includes PCB)	8-62
High Impedance Buffer P.C.B. only	0-80
Complete kit for VHF pre-scaler (includes PCB but less I.C.)	1-78
VHF Pre-scaler printed circuit board only	0-80
SP8631B 500MHz Pre-scaler I.C.	8-96
ZN1034E Precision Timer I.C.	2-97
ZNA116E 3 1/2 digit digi-voltmeter I.C.	6-48
Digital Voltmeter P.C.B.'s and Circuits	3-78
NE592 Wideband video amplifier I.C.	1-43
Reprint of full G8CZW article (post free)	0-50

All prices Inc. VAT at the standard rate. Please add 20p P. & P. for packs. S.A.E. for full lists.

abc ELECTRONICS (OLDHAM) LTD.
83 Lees Road, Oldham OL4 1JW
Tel. 061-624 8812

ELECTROTIME

SPECIALISTS IN ELECTRONIC TIMEKEEPING

ELECTRONIC DIGITAL ALARM CLOCK MODEL EC3



★ LARGE 4 DIGIT DISPLAY ★ 24 HOUR ALARM ★ A.M./P.M. INDICATOR ★ BRIGHTNESS CONTROL ★ FLASHING SECONDS INDICATOR ★ ATTRACTIVE WHITE CASE ★ 5 MINUTE REPEATING SNOOZE ALARM
Complete Built Clock **£14 inc. VAT**

LCD MODEL TLC4



Rhodjum **£39.95 inc. VAT**
Gold **£41.50 inc. VAT**

Continuous Readout utilising Liquid Crystal Display with Backlight for night reading

Features:
★ HOURS
★ MINUTES
★ SECONDS
★ DATE

LED MODEL TLE5



Features:
★ HOURS
★ MINUTES
★ SECONDS
★ DATE
★ DAY OF WEEK

£29.50 inc. VAT
Gold or Rhodium plated

THE "MISTRAL" 1 DIGITAL CLOCK



★ PLEASANT GREEN DISPLAY ★ PULSATING COLON ★ 12/24 HOUR READOUT ★ PUSH BUTTON SETTING ★ FULLY ELECTRONIC ★ BUILDING TIME 1 HOUR
Complete Kit **£11.07 inc. VAT**
Built Clock **£14.95 inc. VAT**

We are proud to announce the opening of our new showroom in which you will find one of the largest ranges of digital electronic clocks and watches available in the U.K. So why not call and see us? One year's guarantee with all models. Electronic accuracy to within seconds per week.

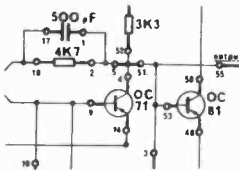
ELECTROTIME, Dept. 3/7, 11 Shepley's Yard, Shopping Precinct, Town Centre, Chesterfield, Derbyshire. Tel. (0246) 35804

Please supply
I enclose cheque/postal order

NAME

ADDRESS

SINE WAVE OSCILLATOR



FROM THIS S-DeC



MAKE THIS

Simplify circuit design. Use S-DeC. Sockets in plastic block are connected in prearranged pattern. To build circuit, simply plug in components. Afterwards, unplug components ready to build more circuits. Use same components again and again.

Every S-DeC comes complete with step-by-step Instructions, free control panel, and booklet with nine circuits you can build. Sine wave oscillator, radio receiver, binary counter, VHF radio microphone—they're all easy with S-DeC (see free booklet for circuits and instructions).

Send cheque/P.O. now and start designing the easy way, with S-DeC. Each S-DeC costs only £1.98 plus 37p post, packaging and VAT.

Please rush me..... S-DeCs so that I can start designing circuits the easy way. I enclose a cheque/P.O. for £.....

Name

Address

PE2

PB Electronics (Scotland) Ltd

57 High Street, Saffron Walden, Essex CB10 1AA

Telephone: Saffron Walden (0799) 22876

SPECIAL ANNOUNCEMENT

We are adding a further 800 new items to our stock list of components. Watch for our advertisement in next month's issue! Better still, write NOW for our NEW 1976 Catalogue. It shows our complete range of Electronic Components, Semiconductors, Audio Modules, Hi-Fi Accessories etc., in fact, everything for the electronic enthusiast. AND all at unbeatable bargain prices!

Order your copy NOW
Only 50p + 15p postage

BI-PAK

P.O. BOX 6, WARE, HERTS.



RECEIVERS AND COMPONENTS

PADEC COMPONENTS
(Dept. PE)

C-D IGNITION TRANSFORMERS
Laminated core, clamp fixing, 15:1 turns ratio (FREE application circuit with trans'f, if requested), £1.95 plus 25p P. & P.

I.T.T. DIECAST BOXES
(4 1/2 x 3 1/2 x 2in. approx.), £1.30 plus 30p. P. & P.

GLASS WIRE ENDED NEONS
7p each, 10 off 60p.

RESISTORS: 1/4W CF 2.2 ohm-2.2 Mohm (E12), 2p each, 10 off (any mix) 12p.

400mW ZENERS: 6.8V, 8.2V, 9.1V, 10V, 12V, 13V, 15V, 20V, 22V, 24V, 27V, 30V, 9p each, 10 off (any mix) 83p.
IN4001 .. 5p IN4004 .. 6p
IN4005 .. 7p IN4006 .. 8p

P. & P. as indicated or 15p minimum
P.O. BOX 71, SOUTHEAST-ON-SEA
ESSEX SS2 5DZ

COMPONENTS. BRAND NEW. Full marked, full spec. BC107/109C 9p, 1N4002 43p, 1N4004 5p, 1600/10 15p, 2200/16 18p, 1000/25 15p, 250/64 12p. Prices inclusive of VAT. Send for free list to THOMPSON ELECTRONICS, 105 Park Road, Adlington, Chorley, Lancs., PR7 4JW.

LED S	0-125	0-2	INFRA RED
	RED 15p	19p	550uW Actual lead 49p 6mW £1.55
panel clip tip	G/Y 27p	33p	OPTODatafree
	OR 27p	33p	ORP12 55p
OPTO-ISOLATORS			
TL1111 1.5kV 150kHz £1	SCR's 50V 100V 400V Diac		
4350 2.5kV 5MHz £2.25	T05 1A 25p 27p 46p BR100		
	T066 3A 27p 35p 50p 21p		
Avalonbond 29m	400V TRIACS 2A 60p 10A £1.50		
AC125/6/7/8 15p	2N2926(G) 12p	VOLTAGE REGS.	
AD161/162 40p	2N3053 15p	5V 7805 Plastic	
AF117 20p	2N3054 45p	12V 7812 1 Amp	
AF124/5/6/7 34p	2N3055 41p	15V 7815 all	
BC107/8/9 8p	2N3702/3/4 12p	18V 7818 £1.50	
BC109C 12p	2N3903/4/5/6 16p	723 DIP14 50p	
BC147/8/9 10p	2N2646 35p	BRIDGE RECTS.	
BC157/8/9 11p	MPF102 40p	2A 50V 39p	
BC167/8/9 11p	2N3819 25p	2A 100V 39p	
BC169C 12p	2N3823 30p	2A 200V 41p	
BC177/8/9 11p		2A 400V 46p	
BC182/3/4 L 11p	IN914 3p		
BC186/7 30p	IN4001 5p		
BC212/3 4L 12p	IN4002/3 6p	ZENERS 2-7.33V	
BCY70 71 72 13p	IN4004/5 7p	BZY88 or sim 9p	
BF194 5 12p	IN4006 7 8p		
BF196 7 14p	IN4148 4p	555 Timer 60p	
BFY50/51 16p	BA100 9p	556 2 x 555 £1.10	
BFX29 30p	OA47 4p	LM380 £1.00	
BFX84 24p	OA70 OA79 8p	ZN414 £1.10	
BSX19/20 16p	CA61 OA80 7p	7400 16p	
OC71 10p	OA81 OA95 6p	D.I.L. SOCKETS	
2N705 10p	OA200 6p	8-pin 12p	
2N1711 20p	OA202 7p	14-pin 13p	
2N2219 20p		16-pin 14p	
2N2904/5/6 7 16p	OP. AMPS	Mica + bushes	
2N2904/5/6A 18p	709 all 25p	TO3 TO68 5p	
2N2926(R) 17p	741 8-pin 29p	Dalo Pen 70p	
	748 D.I.L. 36p		
PRICES INCLUSIVE + 15p P. & P. (1st class)			
ISLAND DEVICES, P.O. Box 11, Margate, Kent			

SMALL ADS

The prepaid rate for classified advertisements is 15 pence per word (minimum 12 words), box number 40p extra. Semi-display setting £12.00 per single column inch (2.5cm). All cheques, postal orders etc., to be made payable to Practical Electronics and crossed "Lloyds Bank Ltd." Treasury notes should always be sent registered post. Advertisements, together with remittance, should be sent to the Classified Advertisement Manager, Practical Electronics, Room 2337, IPC Magazines Limited, King's Reach Tower, Stamford St., London, SE1 9LS. (Telephone 01-261 5918).

CONDITIONS OF ACCEPTANCE OF CLASSIFIED ADVERTISEMENTS

1. Advertisements are accepted subject to the conditions appearing on our current advertisement rate card and on the express understanding that the Advertiser warrants that the advertisement does not contravene any Act of Parliament nor is it an infringement of the British Code of Advertising Practice.
2. The publishers reserve the right to refuse or withdraw any advertisement.
3. Although every care is taken, the Publishers shall not be liable for clerical or printers' errors or their consequences.

Precision Polycarbonate Capacitors

All High Stability—extremely Low Leakage			63V D.C. RANGE			
440 V A.C. RANGE	Value	Dimen- sions (mm)	Price (µF)	Value µF ±1%	±2%	±5%
	L	D		0-01-0.2	£1.28	75p 60p
0-1	27	12.7	68p	0-22-0.47	£1.92	77p 61p
0-15	27	12.7	80p	0-68	£1.44	84p 69p
0-22	33	16	86p	1-0	£1.66	91p 69p
0-25	33	16	92p	1-5	£1.74	£1.16 67p
0-33	33	16	99p	2-2	£1.98	£1.32 75p
0-47	33	19	£1.10	3-3	£2.40	£1.60 99p
0-5	33	19	£1.16	4-7	£2.92	£1.88 £1.28
0-68	50-8	19	£1.26	6-8	£3.48	£2.32 £1.47
1-0	50-8	19	£1.37	10	£4.98	£3.32 £2.11
1-5	50-8	25-4	£1.84	15	£7.14	£4.78 £2.88
2-0	50-8	25-4	£1.95	22	£9.68	£6.44 £3.90

TANTALUM BEAD CAPACITORS—Value available: 0-1, 0-22, 0-33, 0-47, 0-68, 1-0, 2-2, 3-3, 4-7, 6-8µF at 16V/25V or 35V; 10-0µF at 16V/20V or 25V; 22-0µF at 6V/10V or 16V; 33-0µF at 6V or 10V; 47-0µF at 3V or 6V; 100-0µF at 3V. All at 12p each, 10 for £1.10*, 50 for £5*, 100 for £8*.

TRANSISTORS & I.C.'s:
BC107/8/9 9p *BC212/212L 12p 2N3055 50p
*BC114 12p *BC213/213L 11p OC71/2 20p
*BC147/8/9 10p *BC214/214L 11p *NE555Timer 61p
*BC153 16p *BF194/6 12p *741C 8pin DIL
*BC154/7/8/9 12p BFY50/1/2 20p ZN414 28p
*BC182/182L 11p AP175 40p ZN414 £1.15
*BC183/183L 11p AF239 88p SN76013ND
*BC184/184L 12p *N3702/4 11p £1.60

POPULAR DIODES—1N914 6p, 8 for 45p, 18 for 90p; 1N916 8p, 6 for 45p, 14 for 90p; 1C44 6p, 11 for 60p, 26 for £1.00, 1N4148 5p, 6 for 27p, 12 for 48p; 1N4001 5p; 002 6p; 003 6p; 004 7p; 005 7p; 006 8p; 007 8p. **LOW PRICE ZENER DIODES**—400mW. Tol. ±.5% at 5mA. 3V; 3.3V; 3.6V; 4.7V; 5.6V; 6.8V; 8.2V; 9.1V; 8V; 10V; 11V; 12V; 13V; 13.6V; 15V; 16V; 18V; 20V; 22V; 24V; 27V; 30V; 33V. All at 7p each, 5 for 33p, 10 for 65p, 50 for £3.12. **SPECIAL OFFER:** 100 Zeners (may be mixed) for £6.00.

RESISTORS—High stability, low noise carbon film 5% 1/4W at 40°C, 1W at 70°C. E12 series only—From 2.2Ω to 2.2MΩ. ALL at 1p each, 8p for 10 of any one value, 70p for 100 of any one value. **SPECIAL PACK:** 10 of each value 2.2Ω to 2.2MΩ (730 resistors) £5*
SILICON PLASTIC RECTIFIERS—1-5 amp, wire-ended DO27: 100 P.I.V. 7p (4 for 28p); 400 P.I.V. 8p (4 for 30p).
BRIDGE RECTIFIERS—2 1/2 amp: 200V 40p; 350V 45p; 600V 55p.
SUBMINIATURE VERTICAL PRESETS—0-1W only: All at 6p each; 50; 100; 220; 470; 680 ohm; 1k; 2k2; 4k7; 6k8; 10k; 15k; 22k; 47k; 100k; 320k; 680k; 1M; 2M5; 5M.
PLEASE ADD 20p POST AND PACKING ON ALL ORDERS. EXPORT—ADD COST OF SEA/AIRMAIL. Add 8% VAT to all items except those marked with * which are 12%.
Send S.A.E. for additional stock lists.
Wholesale price lists available to bona fide companies.

MARCO TRADING (Dept. P.3)
The Old School, Edatston, Wem, Shropshire
Tel: Whixall 464/465 (STD 094 872)
(Proprietor: Minicost Trading Ltd.)

COMPONENTS AND HARDWARE—FAST.
Free catalogue and samples. Send 2 x 6 1/2 stamp. **MAGENTA ELECTRONICS LTD.**, PE9, 61 Newton Leys, Burton-on-Trent, Staffs. DE15 0DW.

VAT INC. SPECIAL OFFER PACKS, FULL SPEC. F. & P. 15p. LESS THAN £1 each. 1m. 7-seg. Comm. Cath. LED DISPLAYS. FND 500 4 for £3.95, 0-375in. FND 357 4 for £3.15, 0-2in. Red LED W/Clip 5 for 86p, 5 each 1N4002/3/4 60p, 4 off 0-125in. LED W/Clip (1 each R, G, Y, O) 75p, 2 each TIP3055/2955 £2.10 inc. Mtg. Kits. LM741CN DIL 8 pin 4 for £1, 29p each. 2N3055 4 for £1, 30p each. BFY50/51 722 4 for 75p, 20p each. BC109/184L 10 for £1, 12p each. 1N4148/9/15 300 for £3.50, 10 for 40p, 5p each. 10mfd/10V 100 for £1.10 for 30p, 5p each. 1000mfd/10V 100 for £1.10 for 40p, 7p each.

AUDIO-OPTICS
19 MIDDLEWAY, CHINNOR, OXON
Tel. 0844 52683

BRAND NEW COMPONENTS BY RETURN
Electrolytic Capacitors 18V, 25V, 50V—0-47, 1-0, 2-2, 4-7 and 10mF 5p; 22, 47 5p (50V 6p); 100 7p (50V 8p); 220 8p (50V 10p); 500 11p (50V 13p); 1,000 (16V) 15p; 1,000 (25V) 18p; 1,000 (50V) 22p.
Subminiature Tantalum Bead Electrolytics—0-1, 0-22, 0-47, 1-0, 2-2 at 36V, 4-7/25V 11p; 10/25V, 22/16V, 47/6V and 100/3V 12p.
Mullard Min. Ceramic E12 Series 63V 2%—10-47pF 8p; 66-330pF 4p. Ceramic plate 60V E12 series 22-1,000pF and 56 series 47-10,000pF.
Polyethylene E12 Series 63V Horizontal Mounting—10-1,000pF 8p; 1,200-10,000pF 4p.
Mullard Polyester 250V Vertical Mounting E6 Series—0-01-0-1 4p; 0-15, 0-22 5p; 0-33, 0-47 8p; 0-68 11p; 1-0 13p; 1-5 20p; 2-2 22p.
Mylar (Polyester) Film 100V Vertical Mounting—0-001, 0-002, 0-005 3p; 0-01, 0-02 3p; 0-04, 0-05 4p.
Miniature Resistors Highalt. E12 Series 5%—Carbon Film 1/4W 1Ω-10MΩ (10%, 1M up) 1p; Metal Film 1/4W 10Ω-2MΩ 1-5p; Metal Film 1/4W 10Ω-2MΩ 1-5p; Metal Film 1W 27Ω-10MΩ 1-75p.
1N4148 3p; 1N4002 5p; 1N4006 7p; 1N4007 8p; BC107/8/9, 147/8/9, 157/8/9, BF194/7 9p.
Fuses 20mm glass, 1 1/2in glass, 1in ceramic 2p.
Post 10p (free over 40). Prices inclusive of VAT.
THE C.R. SUPPLY CO.
127 Chesterfield Road, Sheffield S8 0RN

COPPER STRIP. 1in. x 1in soft, 42p/ft. 1mHz, Xtals new, £4.38, post 25p. C.W.O. SENSION LTD., Goostray, Crewe.

AUTOMATIC 2-SEGMENT PHASE MODULE
★ For electric guitar/organo/microphone ★ Fibreglass p.c.b.
★ Only 60 x 50 mm ★ Can fit inside control section of instrument
★ Continuously variable rate of phase ★ Powered by PP3 (not supplied).
Only £8.90 incl. S.A.E. All Enquiries
EXPRESS COMPONENTS (PE), 29 White Road, Stratford, London E15 4HA

RELAYS ENCLOSED PLUG-IN TYPE, 220/240V a.c. 3 c/o contacts, complete with 11-pin base. 75p each plus 20p post.
FLATPACK, for p/c mounting 24V d.c. 1 c/o contact. 50p each, plus 10p post.
OPEN TYPE, 220/240V a.c. 3 c/o contacts. Single hole fixing, 35p each, plus 15p post.
REED SWITCHES—ome. n/o plated contact. Approx 1in. long, 50p per 25, plus 10p post.
PACKS OF P/C PANELS, containing in excess of 700 usable components, transistors, SCR's diodes, etc., and including encapsulated relays, also transistor stabilizer for power supply, £5.80 per pack, plus £1 post.
CONSTRUCTOR'S KIT, comprising components, hardware, relays, etc. Numerous new and part used items, £5.40 per pack, plus £1 post.
MICRO SWITCHES, button, roller, low torque, latching, etc., mixed lot, 10 for £1.30, plus 50p post.
PROCESS TIMERS, adjustable 1-100 seconds, 24V operation, includes trip switch with reset facility, £1 each plus 35p. post.
PROGRAM TIMERS, suitable for lighting displays, etc., complete with C/O micro switches and fully adjustable operating cams. 50V a.c. operation. 6 cam model, £2.50 each. 12 cam model, £4 each. Plus 60p post.
All prices inclusive of VAT; all items tested ex-equipment except where stated. Cash with order, minimum order value £3.
B. A. JONES (ELECTRONICS)
39 Ashgate Valley Road, Brockwell
Chesterfield, Derbyshire

500 COMPONENTS. Resistors, capacitors, diodes, transistors, pots, coils, etc. Identified, formed leads, fall-out and surplus. Good value at **£1.75**. All inclusive (U.K. postal rates only). C.W.O. please to: L. PENSENEY (PE), Bankhead Farm, South Queensferry, West Lothian.

TTL SPECTACLE!

(All famous makes. Prices include VAT)

7400	12p	7447	80p	74107	29p
7401	13p	7448	82p	74109	54p
7402	13p	7450	13p	74121	11p
7403	13p	7451	13p	74122	50p
7404	15p	7453	13p	74123	59p
7405	15p	7454	13p	74141	74p
7406	27p	7460	13p	74145	78p
7408	15p	7472	22p	74150	£1.05
7410	13p	7473	27p	74151	69p
7411	20p	7474	28p	74153	65p
7412	16p	7475	47p	74154	£1.35
7413	33p	7476	28p	74155	74p
7414	65p	7480	44p	74157	86p
7417	26p	7483	76p	74160	£1.10
7420	13p	7484	97p	74164	£1.35
7422	20p	7485	£1.03	74174	£1.10
7425	26p	7486	29p	74175	92p
7427	26p	7489	£1.50	74181	£2.19
7430	13p	7490	43p	74190	£1.25
7432	25p	7491	60p	74191	£1.25
7437	29p	7492	46p	74192	£1.08
7440	13p	7493	46p	74193	£1.08
7441	69p	7495	60p	74195	90p
7442	63p	7496	69p	74196	£1.19
7445	80p	7499	97p	IN148	2p
ZTX108	7p	ZTX300	12p	IN4003	4p

Intel 2102 1K Memory £3

DL707E 0.3in. Display 69p

Min. order £2. P. & P. 20p (1st class) C.W.O.

Send S.A.E. for full list

J. C. JONES (Dept. PE21)

46 Burstellars, St. Ives, Cambs.

PE17 4XX

(Mail Order only)

VALVES, RADIO, TV, TRANSMITTING, INDUSTRIAL. 1930 to 1975. 2,200 types in stock, many obsolete. List 20p. Quotation S.A.E. Postal export service. We wish to purchase new and boxed valves. Dealers, wholesalers, etc., stocks purchased. COX RADIO (SUSSEX) LTD., The Parade, East Wittering, Sussex. Tel. West Wittering 2023.

R. T. SERVICES

(MAIL ORDER ONLY)

75 Hayfield Road, Salford 6 Lancs.

FM TUNER with R.F. Stage and A.G.C. 3 transistors, neg. earth 2 1/2 x 2 x 1 1/2 in with circuit, £1.75.

Memory Array Panel. £1.50 inc. VAT, P. & P.

P.C. Board S/S. 5 1/2 x 5 1/2 in 10 for £1.25, P. & P. **Mixed Pack** of C280 series Mullard capacitors, 100 for £1.15 inc., P. & P. Send S.A.E. for our list prices.

Tel. 061-236 1541

All prices include VAT and P. & P.

TURN YOUR SURPLUS capacitors, transistors, etc., into cash. Contact COLES-HARDING & CO., P.O. Box 5, Frome, Somerset. Immediate cash settlement.

Bank of 20 Neons. 80p (20p), 5 Figure Resettable Counter, 18/22V. work on 12V, £2.50 (80p). Box with 20 x LA2 Pot Cores + 20 x 1% caps, £1.75 (80p). Copper Clad Pax. Panels: 5 1/2 x 5 1/2 in, 6 for 85p; 12 x 12 in, 80p; 17 1/2 x 9 1/2 in, 80p; 8 1/2 x 9 1/2 in, 3 for £1.35. Fibre Glass: 7 x 8 in, 85p; 13 x 5 1/2 in, 80p; 13 x 11 in, £1.50; double-sided plus 10%. All C.P. 74 Series ICs on Panels, 15 for £1 (20), 100 Ass. 8/Mica Caps, 70p c.p. List 15p. refund on purchase.

71b Assorted Components, £2.60 c.p.

J. W. B. RADIO

2 Barnfield Crescent, Sale, Cheshire M33 1NL Postage in brackets Mail order only

MINIATURE RESISTORS CARBON FILM. 5% E12 Series 1/4W, 1/8W, 1/10W. Mixed values and wattages to your choice. 100 for 90p P. & P. 15p. CANNAR, Freetown, Reading RG1 1BR.

LADDERS

LADDERS, varnished, 20ft. 9in. extd., £20.50. Carr. £1.90. Leaflet. Alloy ext. and loft ladders. Immediate despatch. THE LADDER CENTRE (PEE), Halesfield (1), Telford, Salop. Tel. 586644. Order C.O.D.

EDUCATIONAL

COLOUR TV SERVICING

Learn the techniques of servicing Colour TV sets through new homestudy course approved by leading manufacturers. Covers principles, practice and alignment with numerous illustrations and diagrams. Other courses for radio and audio servicing. Full details from:

ICS SCHOOL OF ELECTRONICS
Dept. 771Y, Intertext House, London SW8 4UJ
Tel. 01-622 9911 (all hours)

RADIO AMATEURS EXAMINATION. City and Guilds. Pass this important examination, and obtain your G8 licence, with an R.R.C. Home Study Course. For details of this, and other courses (G.C.E., Professional Examinations, etc.) write or phone: THE RAPID RESULTS COLLEGE, Dept. JS1, Tuition House, London, SW19 4DS. Tel. 01-947 7272 (Careers Advisory Service) or for a prospectus only ring 01-946 1102 (24 hr. recording service).

CITY & GUILDS EXAMS

Study for success with ICS. An ICS homestudy course will ensure that you pass your C. & G. exams. Special courses for: Telecoms. Technicians, Electrical Installations, Radio, TV & Electronics Technicians Radio Amateurs. Full details from:

ICS SCHOOL OF ELECTRONICS
Dept. 771Y, Intertext House, London SW8 4UJ

Tel. 01-622 9911 (all hours)

TECHNICAL TRAINING

Get the training you need to move up into a higher paid job. Take the first step now—write or phone ICS for details of ICS specialist homestudy courses on Radio, TV, Audio Eng. and Servicing, Electronics, Computers; also self-build radio kits. Full details from:

ICS SCHOOL OF ELECTRONICS
Dept. 771Y, Intertext House, London SW8 4UJ

Tel. 01-622 9911 (all hours)

SITUATIONS WANTED

CITY OF LONDON POLYTECHNIC

The Library and Learning Resources Service

AVA TECHNICIAN

(Maintenance)

(Media Services) Technician Grade 3

A keen young electronics technician is required to join a team engaged in providing a basic repair service for a wide range of audio visual and television equipment.

Applicants should have a sound practical knowledge of relevant electronics and mechanics with experience and qualifications in the field.

Salary: £2,325-£2,655 per annum plus £465 p.a. London Allowance, and £312 p.a. supplement. Entry point determined by age, qualifications and experience.

Application forms and further details are available from:

The Assistant Secretary
City of London Polytechnic
Administrative Headquarters
117/119 Houndsditch, London EC3A 7BU

PROFESSIONAL SERVICES

PATENTS AND TRADE MARKS. KINGS PATENT AGENCY LIMITED (Est. 1886). B. T. King, Director, M.I.Mech.E., Registered Patent Agent, 136a Queen Victoria Street, London, EC4V 5AT. Booklet on request. Tel. 01-248 6161. Telex 883805.

BOOKS AND PUBLICATIONS

START YOUR OWN BUSINESS REWINDING ELECTRIC MOTORS

This unique instruction manual shows step by step how to rewind motors, working part or full time, without previous experience. Everything you need to know easily explained, including where to obtain materials, how to get all the work you need, etc., etc. A goldmine of information and knowledge. Only £3.90 plus 26p P. & P. From:

MAGNUM PUBLICATIONS, Dept. PE5
Brinksway Trading Estate, Brinksway Stockport SK3 0BZ
Overseas Distributors wanted.

SERVICE SHEETS

BELL'S TELEVISION SERVICES for service sheets on radio, TV, etc., 75p plus S.A.E. Colour TV service manuals on request. S.A.E. with enquiries to B.T.S., 190 Kings Road, Harrogate, N. Yorkshire. Tel. 0423 55885.

SERVICE SHEETS, Radio, TV, etc., 50p and S.A.E. Catalogue 20p and S.A.E. HAMILTON RADIO, 47 Bohemia Road, St. Leonards, Sussex.

SERVICE SHEETS, radio, TV, etc. 10,000 models. Catalogue 24p plus S.A.E. with orders-enquiries. TELRAY, 154 Brook Street, Preston, PR1 7HP.

FOR SALE

PE JOANNAPIANO 61 note keyboard (C-C) £17. Sixty-one contacts, £6. Assembled, guaranteed P.C.B.'s: 12 envelope, £2.50 each; generator £7, pre-amp £6; supply, £6; case £6; or £70 complete. TAYLOR, 79 Nightingale Road, Hampton, Middlesex (01-979 7511).

HEATSINK SALE. Popular sizes. Popular prices. S.A.E. for list. PHOTONICS, 16 Montrose Drive, Nuneaton.

DISC LIGHTS. Summer sale. Soundlights (3-channel) £16. Strokes £22. Free catalogue: AARVAK ELECTRONICS, 12a(L) Bruce Grove, London N17. (01-808 8923).

AMPS. We have some 8-track car stereo Amp Modules for sale. They are 2 1/2 x 2 1/2 W, and are complete with volume, tone balance, sliders. And wiring diagram. These are excellent for headphone amps and most other small amp applications. Price £3, post 23p. Cheques/P.O.'s to W. B. SPENCER, "MIMMUS", Old Mill Road, Carter-on-Sea, Norfolk, NR30 5HE. For list of other surplus goodies send S.A.E. to above.

THE P.E. SOUND SYNTHESISER, fully built, PCB's throughout. Offers to CHRIS, 052-285 345 (Bassingham).

ORGAN KIT, 2 manual and pedals playable, almost completed, ideal to incorporate synthesizer, £200 o.n.o. MR. JAMES, 86 Alexandra Road, Edgbaston, Birmingham, B5.

WANTED

TOP PRICES PAID
NEW VALVES AND TRANSISTORS
Popular T.V. and Radio types
KENSINGTON SUPPLIES (B)
367 Kensington Street
Bradford 8, Yorks.


WANTED. Small Oscilloscope. REID-JONES, 6 Meadow Close, Clifton, Preston, Lancs.

MISCELLANEOUS

LOW COST I.C. MOUNTING for any size DIL package. 100 Soldercon sockets 65p. 7 and 8 hole plastic supports 5p/pair. Quantity rates. S.A.E. details and sample. Trial pack 65p (P. & P. 10p/order). PKG ELECTRONICS, Oak Lodge, Tansley, Derbyshire, DE4 5FE.

H.M. ELECTRONICS

275a Fulwood Road, Broomhill, Sheffield S10 3BD



Give your project that professional looking finish. Build it in a BEC. Dry transfer lettering now available...

BEC CABINETS
ORION cabinet still available punched or unpunched. Send 15p (refundable) for leaflets.

RECHARGEABLE NICAD BATTERIES. Pencil, AA 84p; Sub. "C" £1.16; "C" £1.92; "D" £2.59; PP3 £4.48. Chargers: £4.48, £4.48, £4.98, £4.98, £3.98 respectively. Others available. All prices include VAT. Add 10% P. & P. S.A.E. for price list plus 25p for information booklet. **SANDWELL PLANT LTD.**, 1 Denholm Road, Sutton Coldfield, West Midlands. Tel. 021-354 9764.

PRINTED CIRCUITS and HARDWARE

Readily available supplies of Constructors' hardware, Aluminium sheet and sections. Printed circuit boards, top quality for individual or published designs.

Prompt service.

Send 15p for catalogue.

RAMAR CONSTRUCTOR SERVICES
Masons Road, Stratford on Avon
Warwicks. Tel. 4879

COLCHESTER'S COMPONENT SHOP open Sunday-Friday, 12-6 p.m. J. K. ELECTRONICS, 11 Mersea Road. Tel. 64433.

INSTRUMENT CASES

Range of over 100 standard sizes in stove enamelled steel with hole punching service to customer's requirements.

Specials, prototypes and quantity.

2 x 6p stamps for lists to:

NOTTINGHAM AUDIO SERVICES
13/15 Foxhall Road, Nottingham NG7 6NA

BUILD THE TREASURE TRACER

MK III Metal Locator



- Vericap tuning
- Britain's best selling metal locator kit
- Fitted with Faraday shield
- Speaker and earphone operation
- 4,000 already sold
- Probuilt search coil assembly
- Five transistor circuit
- Thoroughly professional finish
- You only need soldering iron, screw-driver, pliers and snips
- As seen on BBC-1 and BBC-2 TV

Send stamped, addressed envelope for leaflet

Complete Kit £12.50 Built and tested £17.50

Post 85p + £1.00 VAT (8%) Post 85p + £1.40 VAT (8%)

MINIKITS ELECTRONICS 6g CLEVELAND ROAD LONDON E18 2AN (Mail Order Only)

KNOCKDOWN PRICE TO CLEAR: £2 inc. post for a partly completed Electronic Music Module in strong metal box 17 x 12 x 5cm, with printed circuit, pots, jack sockets, IC's, transistors, etc. Clear Plastic Sheet, stiff, 1mm thick, any rectangle up to 35 x 50cms, 30 sq.cm for 1p, plus post 11p. Oscar Satellite Predictor, pins to shack wall and shows time and longitude of 7 successive equator crossings, 70p inc., post. S.A.E. for lists please. **TRISAGION LIMITED**, Dall, Rannoch, Perth (08822 379 most evenings).

SUPERB INSTRUMENT CASES by Bazell, manufactured from heavy duty pvc faced steel. Hundreds of people and industrial users are choosing the cases they require from our vast range, competitive prices start at a low 75p. Examples: width, depth, height, 8in. x 5in x 3in, £1.85; 10in x 6in x 3in, £2.20; 10in x 8in x 3in, £2.75; 12in x 10in x 3in, £3.60; 8in x 4in x 4in, £1.80; 10in x 6in x 4in, £2.70; 12in x 8in x 4in, £3.60; 7in x 7in x 5in, £2.65; 8in x 10in x 6in, £3.60; 12in x 8in x 7in, £4; 12in x 12in x 7in, £4.40. Plus over 400 models to choose from. Prompt despatch. Free literature (stamp would be appreciated): **BAZELLI**, Dept. No. 23, St. Wilfrid's, Foundry Lane, Halton, Lancaster LA2 6LT.

PUBLIC ADDRESS ENGINEERING!

Find out more, join the Association of Public Address Engineers—Details from:

The Secretariat
APAE
47 Windsor Road
Slough, Berks.

CLEARING LABORATORY, scopes, recorders, testmeters, bridges, audio, R.F. generators, turntables, tapeheads, stabilised P.S.U.s, sweep generators, test equipment, etc. Lower Beeding 236.

BURGLAR ALARMS

Supplies and equipment

Special Offer—Large size
PRESSURE MATS £1.20

MAGNETIC CONTACTS
with magnet. Flush and Surface 76p

BELLS, SIRENS, ALARM-UNITS, CABLE, BELL COVERS, WINDOW FOIL, VIBRATION CONTACTS. Send S.A.E. for free cat.

COMPLETE KIT. FANTASTIC VALUE
Everything you need—only 840

Please add V.A.T. at 12½ plus 50p P.P.

A. D. ELECTRONICS, Warbrock Moor
Aintree, Liverpool L9 0HU. 051-625 3440

DO-IT-YOURSELF LOUDSPEAKERS for hi-fi are our speciality. Full range of components and accessories including chassis speakers, cross-overs, sound absorbent, grille fabrics, etc., always available. We stock the fabulous value Helme speaker kits (complete with full and easy instructions), also Peerless and Wharfedale kits. Just about the lowest prices anywhere! Send 8p stamp for bargain list to: **AUDIOSCAN**, Dept. PE-1078, 4 Princes Square, Harrogate, North Yorkshire.

ENAMELLED COPPER WIRE

S.W.G.	1lb reel	1/2 lb reel
10 to 19	£2.95	£1.60
20 to 29	£3.15	£1.80
30 to 34	£3.45	£1.90
35 to 40	£3.65	£2.10

All the above prices are inclusive of postage and packing in the U.K.

COPPER SUPPLIES

102 Parrwood Road, Withington,
Manchester 20
Telephone 061-445 8753

QUALITY ASSORTED nuts, screws, washers. Brass and steel. Various sizes. Approx. 6oz 65p inclusive: **BRITTAIN**, The Bungalow, Buckhurst Lanc, Sunninghill, Berks. SL5 7QB.

GLASS FIBRE P.C.B.'s

From your own tape, film or ink master

Send S.A.E. for quotation
PRACTICAL ELECTRONICS printed circuit boards in glass fibre, drilled and tinned. Radio Control System June to Aug. 76. Complete set of 8 boards £5.30p. Digital Frequency Meter May to June 76. Complete set of 4 boards £4.20p. C.W.O. please. **PROTO DESIGN**, 4 Highcliffe Way, Wickford, Essex SS11 8LA

LOW COST — HIGH EFFICIENCY AUDIO TEST OSCILLATOR £20



RANGE: 10Hz to 100kHz. OUTPUT: 1V sine/sq. DISTORTION: less than 0.02%. 9V battery. Also available in Kit form at £16.50. Add 8% VAT. P. & P. and ins. 75p. Leaflet available. Also F.M. Signal Generator, Millivoltmeter, freq. meter, THD analyser, P.S. Units and high quality amplifiers.

TELERADIO ELECTRONICS
325 Fore Street, London, N9 0PE
Tel. 01-807 3719

CABINET FITTINGS

FOR

Stage Loudspeakers and Amplifier Cabs
Fretcloths, Coverings, Recess Handles, Strap Handles, Feet, Castors, Locks and Hinges, Corners, Trim, Speaker Bolts, etc., etc.

Send 2 x 8p Stamps for samples and list.
ADAM HALL (P.E. SUPPLIES)
Unit Q, Starline Works, Grainger Road
Southend-on-Sea, Essex.

TRANSMIT!

★ Unique **TRANSMITTER RECEIVER** Kit. No licence examinations or tests required to operate this transistorised equipment. Easy to build. Get transmitting. Send £7.95 plus 20p P. & P.

★ Psychedelic **MINI-STROBE** Kit. Take a pocket-sized lightning storm to Disco's and parties. "Brain-freeze" 'em with vari-speed stop-motion flashes. Includes super case too. Send £3.50 plus 20p P. & P.

(All prices include V.A.T.)

Send remittance to:

BOFFIN PROJECTS
4 CUNLIFFE ROAD
STONELEIGH, EWELL, SURREY
(Mail order U.K. only)
Or for more details, send 20p for lists

COIL WINDING SERVICE. Contact EMS, 21 Mount Road, Benfleet, Essex, SS7 1HA.

I.C. EXPERIMENTER'S KITS

Learn about modern electronics with our new series of Kits on digital logic techniques. Each Kit contains specially selected I.C.s, Holders, Veroboard, L.E.D.s, and Instructions.

Available at £3.50 each (including P. & P.)
Kit One—Gates Kit Two—Flip-Flops
Kit Three—Shift Registers
Kit Four—Counters Kit Five—Displays
S.A.E. for further details to:
AUTOMATED HOMES
69 High Street, Ryton, Coventry CV8 3FJ
(Mail Order Only)

12 VOLT FLUORESCENTS

35% OFF RRP
MADE BY THORN LIGHTING. Ideal for Caravan, Boat, Tent, Emergency Lighting etc. All lamps guaranteed for 12 months.



21 ins 13 watt £4.90 12 ins 8 watt £4.00
All lamps have On/Off Switch. Wrong Polarity Protection Device and Diffuser.

C80 CASSETTES 32p All Cassettes in Plastic Case with Index and Screwed Assembly.
C90 CASSETTES 45p

All prices include VAT. Add Postage 5p in £1.
Quantity Discounts. **SALOP ELECTRONICS**
10 Units 5% 23 WYLE COP
50 Units 7% SHREWSBURY
100 Units 10% Tel. 52266

OSMABET LTD

We make transformers amongst other things

LOW VOLTAGE TRANSFORMERS

Prim. 200/240V a.c. 5V 1A 80p; 6.3V 1.5A £1.65; 3A £2.10; 6A CT £3.75; 12V 1.5A £2.10; 3A £3.75; 6A CT £5.25; 18V 1.5A CT £3.45; 24V 1.5A CT £3.75; 3A CT £3.25; 5A £8; 8A £11.25; 12A £16.50; 40V 3A CT £7.50; 50V 6A CT £18.75; 25V 2A + 25V 2A £7; 12V 4A + 12V 4A £7.

LT TRANSFORMERS TAPPED SEC. Prim. 200/240V 0-10-12-14-16-18V 2A. £4; £4.25; 0-12-15-20-24-30V 2A. £4.50; 4A. £6.75; 0-5-20-30-40-80V 1A. £4.95; 2A. £6.75; 0-40-50-60-80-100-110V 1A. £7.

MIDGOT RECTIFIER TRANSFORMERS

For FW rect. 200/240V a.c. 6-0-6V 1.5A or 9-0-9V 1A £1.60 each; 12-0-12V 1A, or 20-0-20V 0.75A, or 9-0-9V 0.3A, or 12-0-12V 0.25A, or 20-0-20V 0.15A, or 6V 0.5A + 8V 0.5A, or 9V 0.35A + 9V 0.35A, or 12V 0.25A + 12V 0.25A, or 20V 0.15A + 20V 0.15A, all at £2 each.

LOUDSPEAKERS

2 1/2in 8 or 75Ω, 2 1/2in 8 or 25Ω, 3in 3.8 or 35Ω, 3 1/2in 15Ω, £1 each; 6 x 5in 3, 8 or 25Ω, £1.75; Goodmans 6 1/2in twin cone, hi-fi, 4Ω, £2.50; 7 x 4in, 3-8, 8 or 25Ω, £1.50.

"INSTANT" BULK TAPE/CASSETTE ERASER

Instant erasure any diameter tape spool or cassette, demagnetises tape heads, 200/240V a.c. £3.75.

SYNCHRONOUS GEARED MOTORS 200/240V a.c. Brand new Smiths, built in gearbox, 6 r.p.m., 75p each.

PAPER TUBULAR CONDENSERS

4.7mF, 180V, 30 x 20mm, 20p (100 for £10).

SPEAKER MATCHING AUTO TRANSFORMER

12W, 3 to 8 or 15Ω, up or down, £1.65.

G.E.C. MANUAL OF POWER AMPLIFIER COVERING VALVE AMPLIFIERS OF 30W TO 400W 35p.

CABLES - CABLES - CABLES

MICROPHONE TWIN H/DUTY, BRAIDED SCREEN
Professional cable for stage, studio, outdoor. PVC covered, grey, 20p per metre. Grey: Single cable, black, 10p per metre.

MULTI WAY SCREENED, PVC COVERED
38 way £1; 25 way 75p; 14 way 50p; 4 way 14p; 2 way 10p; 1 way 6p per metre.

LOW LOSS CO-AXIAL CABLE 75Ω
UHF, white, 12p per metre; VHF, white, 9p per metre.

FLEXIBLE PVC MINI 3-CORE CABLE, 19/0-10MM
100 metres £3. Ideal for speakers, intercom, etc.

TWIN FIG. 8 CABLE

Polarised, £2.50/100m. Screened stereo £1/15m.

ALL TYPES DOMESTIC AND COMMERCIAL CABLES, ALL SIZES AND COLOURS CONNECTING WIRES, MULTI SCREENED AND UNSCREENED CABLE. TRADE ENQUIRIES INVITED

Carriage and VAT extra on all orders
S.A.E. ENQUIRIES, LISTS, MAIL ORDER ONLY
46 Kenilworth Road, Edgware, Middx. HA8 8YG
Tel. 01-958 9314

Dear Customer,
We are selling off large quantities of stock (test gear, components, etc.) at much reduced prices, and would sincerely welcome callers any time Monday to Saturday between 9 a.m. and 5 p.m. Many thousands of items are priced and listed. If you cannot visit us, please send for lists. If you wish to purchase an item on the list a short telephone call will secure (providing it isn't already sold). Barclaycard and Access orders are taken over the telephone.

CHILTMead

P.S. So don't delay—come today and PLEASE take something away.

CHILTMead LTD

7/9 ARTHUR ROAD, READING, BERKS.
(rear Tech College) Tel. Reading 582605



GIRO NO 331 7056 Access and Barclay card accepted
C.W.O. only Terms of business as in our Catalogue
Export Order enquiries welcome (£5 min.)

Official Orders accepted from Educational and Government Departments
ALL PRICES include VAT and P. & P.
SHOP HOURS 9.12.30 5.00 5 DAYS
CLOSED WEDNESDAY

1976 ISSUE 66 PAGES—3,000 ITEMS FULLY ILLUSTRATED
20p CREDIT VOUCHERS
*ALL NEW STOCK
*SATISFACTION GUARANTEED
*DISCOUNTS

Boxes — Cases —
Kits — PC Materials —
Tools — Resistors — Test
Meters — Capacitors —
Hardware — Semiconductor
— Books — Pots — Coils
— Audio Accessories — Screws
— Connectors — Audio — Modules
— Veroboard — Transformers —
— Knobs — Calculators — Audio Leads
— Batteries — S. dec. Storage Units —
Heatinks, etc. etc.

20p plus 10p postage


SPECIAL CAPACITOR KITS
C280 Kit—PC Mounting polyester 250V 5 of each value 0.01, 0.022, 0.047, 0.1, 0.22μF, 2 of 0.47, 1μF, £1.81 net.

C296 Kit—Tubular polyester. 400V, 5 of each value 0.01, 0.022, 0.047, 0.1, 0.22μF, 2 of 0.47μF, £2.43 net.
Ceramic Kit—square plate. 500V 5 of each value, 22, 33, 47, 100, 220, 330, 470, 1000pF, 220, 4700pF, 0.01μF, £1.71 net.

SPECIAL RESISTOR KITS (CARBON FILM 5%) (Prices include post & packing) 10E12 1W or 1/2W KIT: 10 of each E12 value, 22 ohms—1M, a total of 570 E12 net 25E12 1/2W or 1/4W KIT: 25 of each E12 value, 22ohms—1M, a total of 1425 E11-70 net


B. H. COMPONENT FACTORS LTD.

MULTIMETER U4323
22 Ranges plus AF/IF Oscillator 20,000V Volt
Vdc—0.5—1000V in 7 ranges
Vac—2.5—1000V in 6 ranges
Idc—0.05—500mA in 5 ranges
Resistance—5Ω—1MΩ in 4 ranges.
Accuracy—5% of F.S.D.
OSCILLATOR—1KHz and 465KHz (A.M.) at approx. 1 Volt.
Size—160 x 97 x 40mm.
Supplied complete with carrying case, test leads and battery.
PRICE £9.95 net P. & P. 75p




U4323

MULTIMETER U4324
34 Ranges. High sensitivity. 20,000V Volt.
Vdc—0.6—1200V in 9 ranges.
Vac—3—900V in 8 ranges.
Idc—0.06—3A in 6 ranges.
Resistance—25Ω—5MΩ in 5 ranges.
Accuracy—dc and R—2% of F.S.D.
ac and db—4% of F.S.D.
Size—167 x 98 x 53mm.
Supplied complete with storage case, test leads, spare diode and battery.
PRICE £11.72 net P. & P. 75p




U4324

MULTIMETER U4341
27 Ranges plus Translator Tester 16,700V Volt.
Vdc—0.3—900V in 8 ranges.
Vac—1.5—750V in 6 ranges.
Idc—0.06—600mA in 5 ranges.
Resistance—2KΩ—2MΩ in 4 ranges.
Accuracy—dc—2%, ac—4% of F.S.D.
Size—115 x 215 x 90mm.
Complete with carrying case, test leads, and battery.
PRICE £12.10 net P. & P. 75p



U4341

MULTIMETER U4313
33 ranges. Knife edge with mirror scale. 20,000V Volt. High accuracy. mVdc—75mV.
Vdc—1.5—600V in 9 ranges.
Vac—1.5—600V in 9 ranges.
Idc—60—120 microamps in 2
Idc—0.6—1500mA in 6 ranges.
Resistance—1KΩ—1MΩ in 4 ranges.
db scale—10 to +12db.
Accuracy—dc—1%, ac—2%.
Size—115 x 215 x 90mm.
Complete with carrying case, test leads, and battery.
PRICE £16.09 net P. & P. 75p



U4313

(P.E.), LEIGHTON ELECTRONICS CENTRE, 59 NORTH STREET, LEIGHTON BUZZARD, LU7 7EG. Tel. Leighton Buzzard 2316 (Std. Code 05253)

Greenbank Electronics (Established 1970)

DIGITAL CLOCK MODULES, KITS Catalogue free on request.

DL-704E 0.3in	70p	CLOCK CHIPS AY-5-1224A	£3-50	100	SOLDERCON PINS MK 50253	£5-50	1000	60p
DL-707E 0.3in	70p	OP-AMPS CA3130 (COS/MOS)	£1-80		DIL SOCKETS 14/16 pin	£1-00		15p
DL-728E 2 x 0.5in	£1-80							
DL-727E 2 x 0.5in	£1-80							

CMOS WITH DISCOUNTS! (Any mix: disc. 10% 25 + 25% 100 + 33% 1,000+)

4000/14000 0-20	4037/—	1-06	4045/14075	0-24	14415/—	7-35	14526/—	2-15	
4001/14001 0-20	4038/14038	1-20	4076/14076	1-71	14419/—	2-87	14527/4527	1-76	
4002/14002 0-20	4039/—	3-09	4077/14077	0-65	14422/—	4-98	14528/4098	1-22	
4006/14006 0-20	4040/14040	1-19	4078/14078	0-24	14435/—	7-93	14529/—	1-72	
4007/14007 0-20	4041/—	0-93	4081/14081	0-24	14440/—	11-58	14530/—	0-95	
4008/14008 1-07	4042/14042	0-93	4082/14082	0-24	14450/—	2-67	14531/—	1-74	
4009/14009 0-80	4043/14043	1-12	4085/—	0-80	14451/—	2-67	14532/4532	1-39	
4010/14010 0-80	4044/14044	1-04	4086/—	0-80	14490/—	6-51	14534/—	8-15	
4011/14011 0-20	4045/—	1-56	4089/—	1-74	14160/—	1-18	14536/—	4-00	
4012/14012 0-20	4046/14046	1-48	4093/(14093)	0-89	14161/—	1-18	14537/—	13-17	
4013/14013 0-80	4047/—	1-01	4094/—	2-08	14162/—	1-18	14539/—	1-24	
4014/14014 1-12	4048/—	0-60	4095/—	1-16	14163/—	1-18	14541/—	1-82	
4015/14015 1-12	4049/14049	0-80	4096/—	1-16	14174/—	1-08	14543/—	1-82	
4016/14016 0-80	4050/14050	0-60	4097/—	4-13	14175/—	1-04	14549/—	4-10	
4017/14017 1-12	4051/14051	1-04	4098/14528	1-22	14194/—	1-17	14552/—	10-50	
4018/14018 1-12	4052/14052	1-04	4099/—	2-03	14501/—	0-20	14553/—	4-06	
4019/14019 0-80	4053/14053	1-04	4099/—	1-78	14502/4502	1-38	14554/—	1-87	
4020/14020 1-24	4054/—	1-29	4101/2/—	2-16	14503/—	0-75	14555/4555	1-10	
4021/14021 1-12	4055/—	1-46	4103/—	2-16	14505/—	4-38	14556/4556	1-61	
4022/14022 1-07	4056/—	1-46	4104/—	2-26	14506/—	0-57	14557/—	4-05	
4023/14023 0-20	4057/—	29-81	4107/—	0-66	14507/4030	0-60	14558/—	1-25	
4024/14024 0-87	4058/—	6-20	4108/14580	8-18	14508/4508	3-08	14559/—	4-10	
4025/14025 0-20	4060/—	1-24	4109/—	2-21	14510/4510	1-51	14560/—	2-17	
4026/—	1-92	4061/—	25-80	4-30	14511/4511	1-74	14561/—	0-70	
4027/14027 0-60	4062/—	10-10	4182/14582	1-73	14512/—	1-03	14562/—	5-59	
4028/14028 1-00	4063/—	1-22	40194/—	2-26	14514/4514	3-47	14566/—	1-67	
4029/—	1-27	4066/14066	0-69	2-26	14515/4515	3-47	14568/—	3-15	
4030/14030 0-60	4067/—	4-13	4109/—	1-75	14516/4516	1-51	14569/—	3-72	
4031/—	2-46	4068/14068	0-24	4700/—	14517/—	4-02	14572/—	0-27	
4032/14032 1-19	4069/14069	0-24	7003/—	4-25	14518/4518	1-39	14580/40108	8-35	
4033/—	1-55	4070/14070	0-65		14519/4019	0-57	14581/40181	4-30	
4034/14034 2-11	4071/14071	0-24	14410/—	5-70	14520/4520	1-39	14582/40182	1-64	
4035/14035 1-31	4072/14072	0-24	14411/—	9-54	14521/—	2-77	14583/—	0-84	
4036/—	3-09	4073/14073	0-24	14412/—	17-07	14522/—	2-15	14585/—	1-10

Terms: C.W.O. Add VAT to all prices at 8%. Post etc. U.K. 25p per order. Orders processed same day. Official gov't. varsity. poly. etc. orders welcomed.

GREENBANK ELECTRONICS (Dept E10P)

94 New Chester Road, New Ferry, Wirral, Merseyside. L62 5AG, England. Tel: 051-645 3391

PRICES INCLUSIVE OF VAT

MAIL ORDER

Fully branded devices by RCA,

TEXAS, MOTOROLA, MULLARD, etc.

Add 20p P. & P. - NO OTHER EXTRAS

TTL BY TEXAS			OP AMPS			VOLTAGE REGULATORS (PLASTIC)			TRANSISTORS										
7400	17p	7489	291p	301A	Ext. Comp. 8 pin DIL	40p	723	1 amp	+Ve	-Ve	AC128/7	18p	BFY51	16p	2N2268RB	9p			
7401	18p	7490	40p	708	Ext. Comp. 8/14 pin DIL	36p	14 pin DIL	45p	5V	7805	150p	7905	215p	BFY52	18p	2N2280	10p		
7402	18p	7491	81p	710	Diff. Comp. 14 pin DIL	55p	Data Sheets on	12V	7812	150p	7912	215p	AC141/2	20p	BR39	45p	2N2282YG	11p	
7403	18p	7492	45p	741	Int. Comp. 8/14 pin DIL	25p	Vol. Regs.	15V	7815	150p	7915	215p	AC178	18p	BSX19/20	20p	2N3053	19p	
7404	22p	7493	40p	747	Dual 741 14 pin DIL	67p	10p each	18V	7818	150p	7918	215p	AD149	46p	BU108	312p	2N3054	54p	
7405	25p	7494	86p	746	Ext. Comp. 8 pin DIL	36p	1488 Dual Vol. Reg.	300p	24V	7824	150p	7924	215p	AD161/2	39p	MJ2955	120p	2N3442	151p
7406	45p	7495	75p	CA3130S	CMOS Op. Amp. 8 pin DIL	108p	Adjustable from ± 8V min.	to ± 20V max.					AF114/5	18p	MJE340	49p	2N3702/3	14p	
7407	36p	7496	84p	LM3900	Quad Op. Amp. 14 pin DIL	81p						AF116/7	18p	MJE2955	120p	2N3704/5	14p		
7408	22p	7497	285p	MC1458	Dual Op. Amp. 8 pin DIL	75p						AF139	40p	MJE3055	70p	2N3706	12p		
7409	22p	74100	130p	NE536T	FET Op. Amp. TO99	300p						AF239	48p	MPSA06	37p	2N3707	14p		
7410	18p	74107	36p									BC107/8	10p	MPSA12	35p	2N3708/9	11p		
7411	28p	74110	64p	LINEAR ICs								BC109C	11p	MPSU08	70p	2N3773	27p		
7412	26p	74118	90p	CA3028	Diff. Cascade Amp.	112p						BC147/8	9p	MPSU08	70p	2N3866	90p		
7413	36p	74121	53p	CA3046	5 Translator Array	75p						BC149	10p	OC28	70p	2N3904	16p		
7414	40p	74122	53p	CA3048	Quad Low Noise Amps.	250p						BC157	11p	OC35	70p	2N3905/6	16p		
7416	35p	74123	73p	CA3089E	FM IF System 16 DIL	250p						BC158/9	13p	OC71	25p	2N4058	17p		
7417	36p	74126	76p	CA3090AQ	FM Stereo Decoder	450p						BC169C	15p	OC72	25p	2N4060	17p		
7420	18p	74128	90p	ICL8038CC	VCO Funct. Gen.	370p						BC177	20p	OC83	35p	40360	40p		
7422	20p	74132	76p	LM390	2W Audio Amp.	115p						BC178	17p	TIP2955	85p	40361	40p		
7423	36p	74136	81p	LM381	Stereo Pre Amp.	175p						BC179	20p	TIP29A	45p	40362	45p		
7425	30p	74141	90p	M252	Rhythm Generator	900p						BC182/3	12p	TIP30A	54p	40410	75p		
7427	40p	74145	90p	M252	Rhythm Generator	900p						BC184	14p	TIP31A	56p	40411	243p		
7430	18p	74148	173p	MC1310P	FM Stereo Dec.	100p						BC187	32p	TIP32A	63p	40594	85p		
7432	30p	74150	135p	MC1495L	Multiplier	360p						BC212	14p	TIP33A	87p	40595	87p		
7437	32p	74151	77p	MC1496L	Bal Mod/Demod.	115p						BC213	12p	TIP34A	134p	FET#4	40p		
7440	18p	74153	92p	MFC4000B	±W Audio Amp.	75p						BC214	17p	TIP36A	243p	BF244	40p		
7441	80p	74154	164p	MFC8040	Electronic Attenuator	180p						BCY70	20p	TIP42A	78p	MPF102	40p		
7442	75p	74155	82p	NE555V	Timer 8 pin DIL	40p						BD131	39p	TIP42A	78p	MPF103/4	40p		
7443	130p	74156	82p	NE555V	Timer 8 pin DIL	40p						BD132	43p	TIP42A	78p	MPF105	40p		
7444	130p	74180	104p	NE556	Dual 555 14 pin DIL	90p						BD135	50p	TIP42A	78p	2N3619	30p		
7445	100p	74161	107p	NE561B	PLL with AM Demod.	425p						BD139	72p	TIP50A	54p	2N3620	50p		
7446	100p	74162	107p	NE562B	PLL with VCO	425p						BD140	79p	TIP50A	54p	2N3623	63p		
7447	81p	74163	107p	NE565	PLL	216p						BF115	24p	TIP50A	54p	2N5457	40p		
7448	85p	74164	130p	NE566V	PLL Function Gen.	200p						BF167	25p	TIP50A	54p	2N5459	40p		
7450	18p	74166	136p	NE567V	PLL Tone Decoder	400p						BF173	27p	TIP50A	54p	3N128	81p		
7451	18p	74174	130p	2587	Dual 567	150p						BF195	10p	TIP50A	54p	3N140	81p		
7453	18p	74175	92p	SN72733	Video Amp.	400p						BF196	14p	TIP50A	54p	3N141	81p		
7454	18p	74176	130p	SN78003N	Pwr. Audio Amp + HS	275p						BF197	14p	TIP50A	54p	3N187	216p		
7460	20p	74177	130p	SN78013N	Pwr. Audio Amp + HS	175p						BF200	36p	TIP50A	54p	40503	63p		
7470	32p	74180	118p	SN78023N	Pwr. Audio Amp + HS	175p						BF200	36p	TIP50A	54p	40573	63p		
7472	32p	74182	88p	TBA641B	Audio Amp	300p						BF200	36p	TIP50A	54p				
7473	32p	74182	88p	TBA641B	Audio Amp	300p						BF200	36p	TIP50A	54p				
7474	36p	74185	160p	TBA800	5W Audio Amp.	112p						BF200	36p	TIP50A	54p				
7475	48p	74191	160p	TBA810	7W Audio Amp.	125p						BF200	36p	TIP50A	54p				
7476	36p	74192	130p	TBA820	2W Audio Amp.	100p						BF200	36p	TIP50A	54p				
7480	54p	74193	130p	TDA2020	20W Audio Amp.	375p						BF200	36p	TIP50A	54p				
7482	95p	74194	130p	ZN414	TRF Radio Receiver	140p						BF200	36p	TIP50A	54p				
7483	95p	74195	130p	MM5314	Clock IC 24 pin DIL	460p						BF200	36p	TIP50A	54p				
7484	103p	74196	130p									BF200	36p	TIP50A	54p				
7485	130p	74197	130p									BF200	36p	TIP50A	54p				
7486	36p	74198	214p									BF200	36p	TIP50A	54p				

GOVT DEPTS COLLEGES
ETC. ORDERS WELCOME

(OFFICIAL ORDER IS)
VAT INVOICE SUPPLIED

TECHNOMATIC LTD

Est. 1971. VAT No. 227 079263

54 SANDHURST ROAD
LONDON NW9
Tel. 01-204 4333

INDEX TO ADVERTISERS

A.B.C. Electronics (Oldham) Ltd.	842	Electrotime	843	Nottingham Audio Services	846
Adam Hall (P.E. Supplies)	848	Electrovalve Ltd.	838	Orchard Electronics	772
A.D. Electronics	848	Elvins Electronics	838	Osmabet	847
Alben Engineering	806	Express Components	844		
APAE	846				
Astro Electronics	778, 838	Flairline Supplies	842	Padec Components	844
Audio Optics	844	Greenbank Electronics	847	P.B. Electronics	843
Automated Homes	846	Greenweld Electronics	836	Phonosonica	780, 781
				Precision Petite	841
Bamber, B., Electronics	828			Proto Design	846
Barclay Electronics	831	Harverson's Surplus	cover iii	Pulse Electronics	837
Barrie Electronics	840	H.B. Electronics	839		
B.H. Components	847	Heathkit	806	Radio Components Specialists	805
Bi-Pak	843	H.M. Electronics	846	Radio Exchange	784
Bi-Pre-Pak	cover ii	Home Radio	834	Ramar Constructor Services	848
Birkett, J.	770			RST Valve Mail Order Co.	782
Boffin Projects	846			R.T. Services	845
British Institute of Engineering		I.L.P. Electronics Ltd.	825	R & TV Components	801
Technology	781	International Electronics Unlimited	779		
British National Radio & Electronics		Intertext ICS	845, 839		
School	770, 827	Island Devices	844		
Burneze	836			Salop Electronics	846
		Jones, B. A.	844	Saxon Entertainments Ltd.	835
C.D.I. Holdings	838	Jones, J. C.	845	Service Trading	773
Chiltmead Ltd.	847	J.W.B. Radio	845	Sintel	841
City of London Polytechnic	845			Special Products	772
Clef Products	842	Kensington Supplies	845	Swanley Electronics	842
Copper Supplies	846	Kit Kabs	832		
Crescent Radio Ltd.	842			Tamba	778
Crofton Electronics	782	Laskys	772, 837	Tandy Corporation (U.K.)	837
C.R. Supply Co.	844	Lynx Electronics	774	Technomatic Ltd.	848
				Teleradio Electronics	846
Devian	778	Magnum Publications	845	Trampus Electronics	832
Doric	837	Maplin Electronic Supplies	774, cover iv		
Doram	776, 777	Marco Trading	844	Videomaster (Sales Team)	775
		Marshall, A., & Sons	771		
Eagle International	839	M.C.A. Electronic Controls	836	Wentworth Radio	802
Eaton Audio	782	Milward, G. F.	806	Williams, Michael	828
Electronic Design Assoc.	802	Minikits Electronics	846	Wilmelov Audio	783
Electrospares	840	Modern Book Co.	841	W.K.F. Electronics	840
				Young Electronics	770

SUPERSOUND 13 HI-FI MONO AMPLIFIER

A superb solid state audio amplifier. Brand new components throughout. 5 Silicon transistors plus 2 power output transistors in push-pull. Full wave rectification. Output approx. 13 watts r.m.s. into 8 ohms. Frequency response 12Hz-30KHz ± 3 db. Fully integrated pre-amplifier stage with separate Volume, Bass boost and Treble cut controls. Suitable for 8-15 ohm speakers. Input for ceramic or crystal cartridge. Sensitivity approx. 40mV for full output. Supplied ready built and tested, with knobs, escutcheon panel, input and output plugs. Overall size 3" high x 6" wide x 7 1/2" deep. AC 200/250V. PRICE £13-75. P. & P. £1-00.

DE LUXE STEREO AMPLIFIER

AC mains 200-240 v. Using 4 heavy duty fully isolated mains transformers with full wave rectification giving adequate smoothing with negligible hum. Valve line-up: 2 x ECL86 Triode Pentodes, E280 as rectifier. Two dual potentiometers are provided for bass and treble control, giving bass and treble boost and cut. A dual volume control is used. Balance of the left and right hand channels can be adjusted by means of a separate 'Balance' control fitted at the rear of the chassis. Input sensitive are mounted on the printed circuit output of 4 watts per channel (8 watts mono) into 8 ohm speakers. Full negative feedback in a carefully calculated circuit, allows high volume levels to be used with negligible distortion. Supplied complete with knobs, chassis size 11" w x 4" d. Overall height including valves 5". Ready built and tested to a high standard. £12-40. P. & P. £1-30.

HARVERSONIC STEREO 44

A solid state stereo amplifier chassis, with an output of 3-4 watts per channel into 8 ohm speakers. Using the latest high technology integrated circuit amplifiers with built in short term thermal overload protection. All components including rectifier smoothing capacitor, fuse, tone control, volume control, 2 pin din speaker sockets and 6 pin din tape rec. play sockets are mounted on the printed circuit panel, size approx. 9 1/2" x 12 1/2" max. depth. Supplied brand new and tested, with knobs, brushed anodised aluminium 2 way escutcheon (to allow the amplifier to be mounted horizontally or vertically), at only £7-50 plus 60p P. & P. Mains transformer with an output of 12V a/c at 500 mA can be supplied at £1-50 plus 40p P. & P. if required. Full connection details supplied.

BRAND NEW MULTI-RATIO MAINS TRANSFORMERS. Giving 13 alternatives. Primary: 0-210-240v. Secondary combinations 0-5-10-15-20-25-30-35-40-60v. half wave at 1 amp, or 10-0-10, 20-0-20, 30-0-30v. at 2 amps full wave. Size 3in. long x 3 1/2in. wide x 3in. deep. Price £2-90. P. & P. 90p.

MAINS TRANSFORMER. For power supplies. Pri. 200/240v. Sec. 0-9 at 500 mA. £1-50. P. & P. 60p. Pri. 200/240v. Sec. 12-0-12 at 1 amp. £1-65. P. & P. 60p. Pri. 200/240v. Sec. 10-0-10 at 2 amp. £2-35. P. & P. 90p. Pri. 200/240v. Sec. 23v. at 1.5 amp, 6v. at 6 amp, 8v. at 50 mA. £2-00 + 65p P. & P.

ALL PURPOSE POWER SMOOTHY UNIT 200/240v. A.C. Input. Four switched fully smoothed D.C. outputs giving 6v. and 7.4v. and 9v. and 12v. at 1 amp on load. Fitted insulated output terminals and pilot lamp indicator. Hammer finish metal case overall size 6" x 3 1/2" x 2 1/2". Ready built and tested. Price £5-75. P. & P. 85p.

STEREO-DECODER SIZE 2" x 3" x 1 1/2"

Ready built. Pre-aligned and tested. Sens. 20-600mV for 9-16V neg. earth operation. Can be fitted to almost any FM VHF radio or tuner. Stereo beacon light can be fitted if required. Full details and instructions (inclusive of hints and tips) supplied. £5-62 plus 50p P. & P. Stereo beacon light if required 40p extra.

QUALITY RECORD PLAYER AMPLIFIER MK II
A top quality record player amplifier employing heavy duty double wound mains transformer, ECC83, EL84, and rectifier. Separate Bass, Treble and Volume controls. Complete with output transformer matched for 3 ohm speaker. Size 7in wide x 3in deep x 6in high. Ready built and tested. PRICE £6-20. P. & P. 90p.
ALSO AVAILABLE mounted on board with output transformer and speaker. PRICE £7-30. P. & P. £1-00.

HARVERSONIC MAINS OPERATED SOLID STATE STEREO FM TUNER



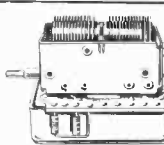
Designed and styled to match our 10 + 10 amplifier but will suit any other standard stereo amplifier. The design incorporates the very latest circuitry techniques with high-gain low noise IP stages. Automatic frequency control to "lock on" station and prevent drift. IC stereo decoder for maximum stereo separation. L.E.D. for stereo beacon indicator. Nominal output of tuner 100mV. Approximate size 12in wide x 8in deep by 2 1/2in high. Supplied ready built, fully tested and fully guaranteed. AC mains 200/240V (not available in kit form).

Special Offer £22-50 + £1-40 P. & P.

SPECIAL OFFERS

Mullard LP1159 RF-IF Double Tuned Amplifier Module for nominal 470KHz. Size approx. 2 1/2" x 1 1/2" x 3/4" 7-6V + earth. Brand new pre-aligned. Full specification and connection details supplied. £2-25 + P. & P. 12p.

Pye VHF/FM Tuner Head covering 88-108M/Hz. 10-7M/Hz IP output 7-8V + earth. Supplied pre-aligned, with full circuit diagram. Connection details supplied. Beautifully made with precision-gear PM Gang and 323 Pf + 323 Pf AM Tuning Gang only £3-15 + P. & P. 35p.



PRECISION SWITCH
Push Button Switch bank. 8 Buttons giving 16 SP/C/O interlocked switches plus 1 Cancel Button Plus 3 1/4 p.c/o. Overall size 7" x 2 1/2" x 1 1/2". Supplied complete with chrome finished switch buttons 2 for £1-50 + 20p, P. & P.

HI-FI LOUDSPEAKER SYSTEM Mk II

Beautifully made simulated teak finish enclosure now with most attractive slatted front. Size 16 1/2" high x 10 1/2" wide x 9" deep (approx.). Fitted with E.M.I. Ceramic Magnet 13" x 8" bass unit, H.F. tweeter unit and crossover. AVAILABLE IN NOMINAL 4 ohm, 8 ohm or 16 ohm impedance (state which).

OUR PRICE £12-00 each. Carr. £1-90
Cabinet Available Separately £7-25. Carr. £1-40.
Also available in 8 ohms with EMI 13" x 8" bass speaker with parasitic tweeter £10-25. Carr. £1-90

LOUDSPEAKER BARGAINS

5in. 3 ohm £1-45, P. & P. 35p. 7 x 4in. 3 ohm £1-60, P. & P. 48p. 10 x 6in. 3 or 15 ohm £2-50, P. & P. 75p. E.M.I. 8 x 5in. 3 ohm with high flux magnet £2-06, P. & P. 50p. E.M.I. tweeter. Approx. 3 1/2". Available 3 or 8 or 15 ohms, £2-00 + 25p, P. & P.

VYNAIR & REXINE SPEAKERS & CABINET FABRICS
app. 54 in. wide. Our price £1-50 yd. length. P. & P. 35p per yd. (min. 1 yd.). S.A.E. for samples.

"POLY PLANAR" WAFER-TYPE, WIDE RANGE ELECTRO-DYNAMIC SPEAKER

Size 1 1/2" x 1 1/4" x 1 1/2" deep. Weight 19oz. Power handling 20W r.m.s. (40W peak). Impedance 8 ohm only. Response 40Hz-20KHz. Can be mounted on ceilings, walls, etc. and used with or without baffle. Send S.A.E. for details. Only £7-25 each. P. & P. 75p for one, 90p for two.

Now also available 8"-8 ohm. 10 watts r.m.s. 20 watt peak 40 Hz-20,000 Hz. Overall depth 1 1/2". Ideal for Hi-Fi or for use in cars. £4-90 + P. & P. (one 35p, two 65p).

SPECIAL LINES OFFERED SUBJECT TO STOCK AVAILABILITY

Hi-Fidelity stereo cassette tape deck transport mechanisms as used in Hi-Fi Music Centres. Electronically speed controlled motor, belt-driven flywheel capstan, three digit re-settable counter. Record/Play pre-amps. Bias oscillator. Record/Play and erase head, etc. Power supply required 12V D.C. Circuit diagrams, etc. supplied. These units are brand new, but un-tested and are only offered to the more advanced constructor enthusiast. PRICE £16-87 + £1-25 P. & P.
WE REGRET THAT WE ARE UNABLE TO ENTER INTO CORRESPONDENCE ON THESE UNITS.

New but very slightly marked 'GLENHURN' BSR automatic record changer decks fitted with cueing lever, lightweight arm and ceramic Hi-Fi stereo/compatible cartridge. Can be used for automatic or manual play. PRICE £9-56 + £1-20 P. & P.


HARVERSONIC SUPER SOUND 10 + 10 STEREO AMPLIFIER KIT



A really first-class Hi-Fi Stereo Amplifier Kit. Uses 14 transistors including Silicon Transistors in the first five stages on each channel resulting in even lower noise level with improved sensitivity. Integrated pre-amp with Bass, Treble and two Volume Controls. Suitable for use with Ceramic or Vinyl cartridges. Very simple to modify to suit magnetic cartridge—instructions included. Output stage for any speakers from 8 to 15 ohms. Compact design, all parts supplied including drilled metal work, high quality ready drilled printed circuit board with component identification clearly marked, smart brushed anodised aluminium front panel with matching knobs, wire, solder, nuts, bolts—no extras to buy. Simple step by step instructions enable any constructor to build an amplifier to be proud of. Brief specifications: Power output: 14 watts r.m.s. per channel into 8 ohms. Frequency response ± 3 db 12-30,000 Hz Sensitivity: better than 80mV into 1M Ω . Full power bandwidth: ± 3 db 12-15,000 Hz. Bass, boost approx. to ± 12 db. Treble cut approx. to -16 db. Negative feedback 18dB over main amp. Power requirements 35v. at 1-0 amp. Overall Size 12" w. x 8" d. x 2 1/2" h.

Full detailed 7 page construction manual and parts list with kit or send 25p plus large S.A.E.
AMPLIFIER KIT £13-50 P. & P. 65p
(Magnetic input components 33p extra)
POWER PACK KIT £4-85 P. & P. 85p
CABINET £4-85 P. & P. 85p
Special offer—only £22-50 if all 3 units ordered at one time plus £1-00 P. & P.

Full retail sales price
Also available ready built and tested £28-25. P. & P. £1-00.




3-VALVE AUDIO AMPLIFIER HA34 MK II

Designed for Hi-Fi reproduction of records. A.C. Mains operation. Ready built on plated heavy gauge metal chassis, size 7 1/2" w. x 4" d. x 4 1/2" h. Incorporates ECC83, EL84, E280 valves. Heavy duty, double wound mains transformer and output transformer matched for 3 ohm speaker. Separate volume control and now with improved wide range tone controls giving bass and treble lift and cut. Negative feedback line. Output 44 watts. Front panel can be detached and leads extended for remote mounting of controls. Complete with knobs, valves, etc., wired and tested for only £7-80. P. & P. £1-00.

HSL "FOUR" AMPLIFIER KIT. Similar in appearance to HA34 above but employs entirely different and advanced circuitry. Complete set of parts, etc. £7-00. P. & P. £1-00

10/14 WATT HI-FI AMPLIFIER KIT

A stylishly finished monaural amplifier with an output of 14 watts from 2 EL84s in push-pull. Super reproduction of both music and speech, with negligible hum. Separate inputs for mike and gram allow records and announcements to follow each other. Fully shrouded section wound output transformer to match 3-15 Ω speaker and 2 independent volume controls, and separate bass and treble controls are provided giving good lift and cut. Valve line up 2 EL84s, ECC83, EF86 and E280 rectifier. Simple instruction booklet 25p + SAE (Free with parts). All parts sold separately. ONLY £11-25. P. & P. £1-35. Also available ready built and tested £15-20. P. & P. £1-35.



SPECIAL OFFER

Latest model Garrard 6300 Auto/Manual changer de luxe with cueing lever, bias compensator, counter-balanced low resonance arm and fitted with Acco 141 diaphragm ceramic tonearm cartridge. PRICE ONLY £14-50 + £1-50 P. & P.

Limited number of the latest BSR C141R Auto/Manual changer de-luxe. Lightweight tubular arm cueing lever, bias compensator. PRICE £12-60 + £1-40 P. & P.

Also similar but without cueing lever or bias compensator. ONLY £11-00 + £1-40 P. & P.

OUR PRICES INCLUDE VAT AT CURRENT RATES

HARVERSON SURPLUS CO. LTD.

(Dept. P.E.) 170 HIGH ST., MERTON, LONDON, S.W.19 Tel.: 01-540 3985

A few minutes from South Wimbledon Tube Station
SEND STAMPED ADDRESSED ENVELOPE WITH ALL ENQUIRIES

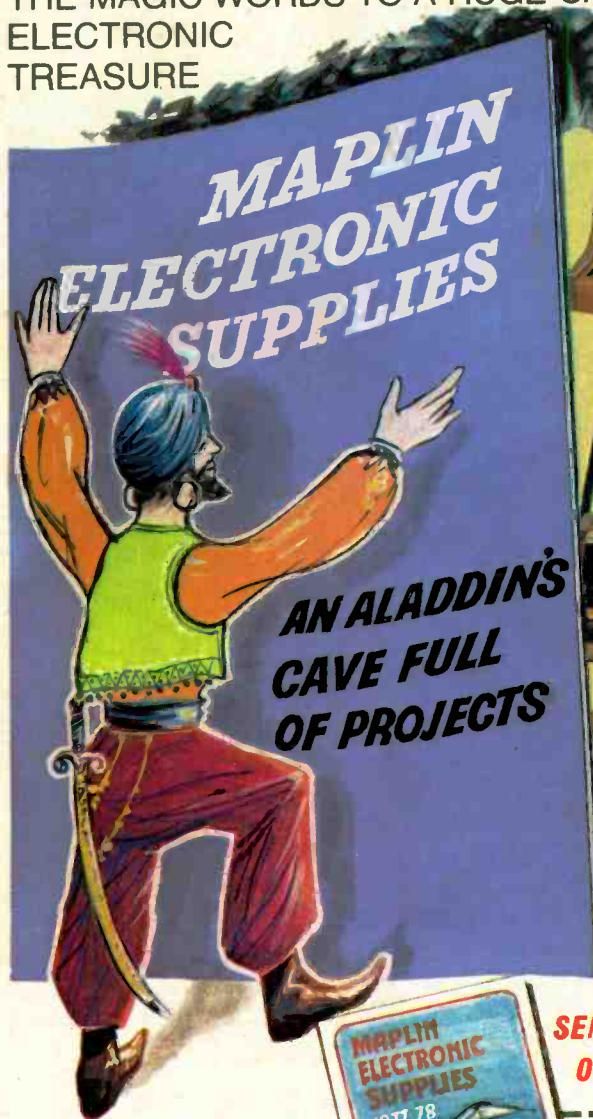
(Please write clearly)

PLEASE NOTE: P. & P. CHARGES QUOTED APPLY TO U.K. ONLY. P. & P. ON OVERSEAS ORDERS CHARGED EXTRA.

Published approximately on the 15th of each month by IPC Magazines Ltd., Fleetway House, Farringdon Street, London EC4. Printed in England by Chapel River Press, Andover. Hants. Sole Agents for Australia and New Zealand—Gordon & Gotch (A/sia) Ltd., South Africa—Central News Agency Ltd. Subscriptions not available at home or overseas. International Giro facilities Account No. 5122007. Please state reason for payment. 'message to payee'. Practical Electronics is sold subject to the following conditions, namely, that it shall not, without our written consent of the Publishers first given, be lent, resold, hired out or otherwise disposed of by way of Trade at more than the recommended selling price shown on the cover, excluding Hire where the selling price is subject to V.A.T., and that it shall not be lent, resold or hired out or otherwise disposed of in a mutilated condition or in any unauthorised cover by way of Trade, or affixed to or as part of any publication or advertising, literary or pictorial matter whatsoever.

OPEN SESAME

THE MAGIC WORDS TO A HUGE CACHE OF
ELECTRONIC
TREASURE



**SEND THIS COUPON FOR YOUR COPY OF
OUR CATALOGUE ON APPROVAL!**

Publication date October 28th, 1976



For full details of the
projects shown above

**LOOK FOR THE
GENIE ON PAGE 774
OF THIS ISSUE.**

NAME _____

ADDRESS _____

All new . . . Completely re-written . . . Hundreds of new lines.
Lots of exciting new projects to build—PRICE 50p.
SEND NO MONEY NOW. Overseas send 8 international reply coupons.

Please rush me a copy of your brand new 1977/78 catalogue the instant it is published (October 28th, 1976). Only if I am completely satisfied that it is worth every penny will I send 50p within 14 days of receipt. If I am not satisfied I may return the catalogue to you within 14 days without obligation. I understand that I need not purchase anything from your catalogue should I choose to keep it.

P.E.

MAPLIN ELECTRONIC SUPPLIES, P.O. BOX 3, RAYLEIGH, ESSEX