

PRACTICAL

ELECTRONICS

JULY 1973

20p



Electronic NOSE

Detects
GAS
FUMES
SMOKE
ALCOHOL

The X25

Why two shafts?

220-240 Volts or 100-120 Volts.

Model X25

The leakage current of the X25 is only a few microamps and cannot harm the most delicate equipment even when soldered "live".

Tested at 1500v A.C. 25 watt. Fitted long-life iron-coated bit 1/8". 2 other bits available 3/32" and 3/16".

Price: £1.75 (rec. retail) P & P 8p



"elementary"

One ceramic shaft to give you near-perfect insulation and negligible leakage current (only 3-5 microamps) so that you can safely solder delicate and expensive integrated circuits and transistors, even when "live".

Another shaft, of stainless steel, to give you the strength required of an everyday robust general purpose iron. Plus large volume long-life bits to store the enormous heat-capacity of the 25 watt element. Bits that do not stick (no screws or pins) and bits that slide over the element shaft to give you efficient heat transfer and a capacity equivalent to irons of 2-3 times the wattage.



MODEL CCN

220 volts or 240 volts. The 15 watt miniature model CCN also has negligible leakage. Test voltage 4000v A.C. Totally enclosed element in ceramic shaft. Fitted long-life iron-coated bit 3/32". 4 other bits available 1/8", 3/16", 1/4" and 3/64".

PRICE: £1.80 P&P 5p

MODEL G

18 watt miniature iron, fitted with long life iron-coated bit 3/32". Voltages 240, 220 or 110.

PRICE: £1.83 (rec. retail). P&P 5p



All prices mentioned are exclusive of V.A.T.



MODEL CN

Miniature 15 watt soldering iron fitted 3/32" iron-coated bit. Many other bits available from 3/64", to 3/16". Voltages 240, 220, 110, 50 or 24.

PRICE: £1.70 (rec. retail). P&P 5p

MODEL CN2


Miniature 15 watt soldering iron fitted with nickel plated bit 3/32". Voltages 240 or 220.

PRICE: £1.70 (rec. retail). P&P 5p

MODEL SK.2 KIT

Contains 15 watt miniature iron fitted with 3/16" bit, 2 spare bits 5/32" and 3/32" heat sink, solder, and "How to Solder" booklet.


PRICE: £2.40 (rec. retail). P&P 8p



MODEL MLX. KIT

Battery-operated 12v. 25 watt iron fitted with 15" lead and 2 heavy clips for connection to car battery. Packed in strong plastic wallet with booklet "How to Solder"


PRICE: £1.95 (rec. retail). P&P 12p



MODEL SK.1 KIT

Contains 15 watt miniature iron fitted with 3/16" bit, 2 spare bits 5/32" and 3/32", heat sink, solder, stand and "How to Solder" booklet.

PRICE: £2.75 (rec. retail). P&P 12p



From radio or electrical dealers, car accessory shops or in case of difficulty direct from:—
ANTEX LTD. FREEPOST
(no stamp required) **PLYMOUTH**
PL1 1BR. Tel: 0752 67377.

- Please send the ANTEX colour catalogue.
- Please send the following:

I enclose cheque/P.O./Cash (Giro No. 2581000) Reg. No: 393594

NAME

ADDRESS

PRACTICAL ELECTRONICS

VOLUME 9 No. 7 JULY 1973

CONSTRUCTIONAL PROJECTS

| | |
|--|-----|
| ELECTRONIC NOSE <i>by D. Bollen</i> A portable gas and vapour detector | 574 |
| SWITCHED GAIN PREAMPLIFIER <i>by D. Crocker</i> A wide band general purpose instrument | 580 |
| P.E. SOUND SYNTHESISER—6 <i>by G. D. Shaw</i> Ramp generator and sound studio set-up | 596 |
| TWIN POWER SUPPLY <i>by G. S. Schajer</i> Constant current/constant voltage up to one amp. | 604 |
| LIGHTING CONTROL UNIT <i>by G. A. Davies</i> Single knob control for multiple effects | 611 |

GENERAL FEATURES

| | |
|--|-----|
| NEW DEVICES . . . APPLICATIONS The latest in circuit ideas for the experimenter | 584 |
| INGENUITY UNLIMITED Tape Motor Controller—I.C. Lamp Flasher—Windscreen Wiper Control —Engine Temperature Controller—Brake Light Monitor | 587 |
| 25 YEARS OF SEMICONDUCTORS—1 <i>by M. J. Rose</i> Transistors and small signal diodes | 591 |
| LOGIC TUTOR EXPERIMENTS—3 <i>by M. Hughes</i> NAND gates | 603 |

NEWS AND COMMENT

| | |
|---|-----|
| EDITORIAL—Another Sense | 573 |
| SPACEWATCH <i>by Frank W. Hyde</i> Outer Hebrides Activity—Soviet Satellites | 579 |
| BOOK REVIEWS Selected new books we have received | 583 |
| POINTS ARISING Pushbutton Varicap Stereo Tuner | 583 |
| PHYSICS EXHIBITION Electronics in science at the Phys. Soc. | 594 |
| ON THE FRINGE <i>by Gerry Brown</i> The more unusual aspects of electronics | 595 |
| NEWS BRIEFS Telephone Scrambler—Commercial Radio—Data Transmission—Golden Jubilee | 602 |
| INDUSTRY NOTEBOOK <i>by Nexus</i> What's happening inside industry | 617 |
| PATENTS REVIEW Thought provoking ideas on file at the British Patents Office | 618 |
| MARKET PLACE Workshop aids and new products available | 621 |
| READOUT Readers letters and back number requests | 622 |

Our August issue will be published on Friday, July 13, 1973

© IPC Magazines Limited 1973. Copyright in all drawings, photographs and articles published in PRACTICAL ELECTRONICS is fully protected, and reproduction or imitations in whole or part are expressly forbidden. All reasonable precautions are taken by PRACTICAL ELECTRONICS to ensure that the advice and data given to readers are reliable. We cannot, however, guarantee it, and we cannot accept legal responsibility for it. Prices quoted are those current as we go to press. Subscription Rates including postage for one year, to any part of the world, £2-65.

| TRANSISTORS | |
|---|-----|
| Output Transistors | |
| BD 112 | 25p |
| OC 36 | 50p |
| BC 145 | 25p |
| Small Signal N.P.N. | |
| BC 108 | 10p |
| BC 109 | 10p |
| BF 194 | 10p |
| Transmitting Types | |
| BFR 64 | £1 |
| BKY 98A | £5 |
| BLY 98A | £5 |
| Microwave Varactor Diodes | |
| • BXY 27/28/32/35/36/37/38/39/40/41 ... | £1 |
| Microwave Detector | |
| CAY 10 | £5 |
| Microwave Mixer | |
| CL 7331 | £20 |
| Microwave Gunn Effect Oscillator | |
| CL 8370 | £10 |
| CL 8380 | £10 |
| CL 8390 | £10 |
| CL 8470 | £40 |
| Microwave Tunnel Diodes | |
| AEY 13 | £5 |
| AEY 16 | £10 |
| R.F. Transistors | |
| BF 180 | 20p |
| BF 194 | 10p |
| AF 124 | 20p |

| | |
|--|-----|
| Field Effect Transistors | |
| BFW 12/13/14 | 25p |
| Micro-miniature N.P.N. | |
| BFS 18R | 10p |
| LDA 400/403/450/452 | 10p |
| Infrared Transmitters | |
| COY 11A | £4 |
| COY 12A | £10 |
| Light-sensitive Trans | |
| OCP 70 | 20p |
| Complementary Drivers, 2 watts (per matched pair) | |
| INTEGRATED CIRCUITS | |
| TBA 500 Luminance I.C. | £1 |
| TBA 500 Chrominance I.C. | £1 |
| FEQ 101 64bit Memory | £1 |
| 7400 | 12p |
| 7401 | 12p |
| 7410 | 12p |
| 7420 | 12p |
| 7440 | 12p |
| 7453 | 12p |
| 7470 | 24p |
| 7472 | 24p |
| 7473 | 32p |
| 7474 | 32p |
| 7482 | 86p |
| 7483 | 95p |
| 7490 | 58p |
| 7491 | 78p |
| 7492 | 58p |
| 7493 | 58p |
| 7495 | 58p |
| 5400 | 10p |
| 6404 | 10p |

NEW! NEW! NEW! NEW!
An aerosol spray providing a convenient means of producing any number of copies of a printed circuit both simply and quickly.
Method: Spray copper laminate board with light sensitive spray. Cover with transparent film upon which circuit has been drawn. Expose to light. (No need to use ultra-violet.) Spray with developer, rinse and etch in normal manner.
Light sensitive aerosol spray £1-00 plus
Developer and Etchant 50p postage

NEWER THAN NEW! I

| | |
|--|-------|
| Fibre Glass Board pre-treated with light-sensitive lacquer enabling you to produce prototype printed circuits within five minutes. | |
| 75mm x 100mm | 33p |
| 150mm x 100mm | 66p |
| 150mm x 200mm | £1-32 |
| Epoxy-Resin | |
| 75mm x 100mm | 22p |
| 100mm x 150mm | 44p |
| 150mm x 200mm | 88p |
| Copper-clad Fibre Board | |
| 12in x 6in | 45p |
| Copper-clad Epoxy Resin Board | |
| 12in x 6in | 25p |

VEROBOARD

| | |
|-----------------------------|-----|
| 2½in x 1in x 0.15in | 5p |
| 3½in x 2½in x 0.15in | 15p |
| 5in x 2½in x 0.15in | 20p |
| 5in x 3½in x 0.15in | 28p |
| 17in x 2½in x 0.15in | 55p |
| 17in x 3½in x 0.15in | 74p |
| 3½in x 2½in x 0.1in | 21p |
| 3½in x 3½in x 0.1in | 24p |
| 5in x 2½in x 0.1in | 23p |
| 5in x 3½in x 0.1in | 28p |

Spot Face Cutter 38p, Pin Insert Tool 48p.
Terminal Pins (0.1 or 0.15) 36 for 18p.
Special Offer Pack consisting of 5 2½in x 1in boards and a Spot Face Cutter—50p.
"ODDS & ENDS"—4p sq in.

MULLARD POLYESTER CAPACITORS
500,000 in STOCK!!!

| | | | |
|----------|----------|----------|---------|
| 0.001µF | 0.0018µF | 0.0056µF | 0.015µF |
| 0.0012µF | 0.0022µF | 0.01µF | 0.033µF |
| 0.0015µF | 0.0027µF | 0.012µF | 0.082µF |

20p dozen; 75p—100; £5-1.000; £40-10.000
0.15µF 0.18µF 0.22µF 0.39µF 0.68µF
20p dozen; £1-100; £5-50-1.000; £50-10.000

ERIE MONOLITHIC CERAMIC CAPACITORS
3p each; 20p dozen; £1-75 per 100

| | | |
|------|-------|---------|
| 10pF | 68pF | 560pF |
| 15pF | 100pF | 620pF |
| 22pF | 150pF | 680pF |
| 33pF | 220pF | 1.000pF |
| 39pF | 330pF | |
| 47pF | 470pF | |

£1 100 ½ WATT RESISTORS
100 CERAMIC CAPACITORS
100 DIODES

POSTAGE 15p **PACK No. 1**

£1 100 RESISTORS
100 CERAMIC CAPACITORS
100 POLYSTYRENE CAPACITORS

POSTAGE 15p **PACK No. 2**

£1 1 VEROBOARD CUTTER
5 2½in x 0.15 BOARDS
50 SQ. IN "ODD PIECES"
VERO

POSTAGE 15p **PACK No. 3**

£1 100 RESISTORS
100 CERAMIC CAPACITORS
50 MULLARD POLYESTER CAPACITORS

POSTAGE 15p **PACK No. 4**

£1 20 ASSORTED UNUSED MARKED, TESTED TRANSISTORS
BC108, ETC.

POSTAGE 15p **PACK No. 5**

£1 1 TRANSISTORISED SIGNAL TRACER KIT
1 TRANSISTORISED SIGNAL INJECTOR KIT

POSTAGE 15p **PACK No. 6**

£1 6 COMPUTER PANELS CONTAINING MASSES OF DIODES, TRANSISTORS, INDUCTORS, RESISTORS AND CAPACITORS

POSTAGE 25p **PACK No. 7**

£1 100 RESISTORS
100 CAPACITORS (ASSORTED TYPES)

POSTAGE 15p **PACK No. 8**

POSTAGE (MINIMUM) 15P PER ORDER

ALL GOODS PLUS 10% V.A.T.

New VAT EDITION

Lasky's Audio-Tronics '73

Lasky's Audio-Tronics Catalogue 1973

The new 1973 VAT edition of Lasky's famous Audio-Tronics Catalogue will be available in early April—FREE on request. The 48 tabloid size pages—many in full colour—have been reprinted with VAT price changes for your convenience, together with many new items. Over half the pages are devoted exclusively to every aspect of Hi-Fi (including Lasky's budget Stereo Systems and Package Deals), Tape Recording and Audio Accessories. Send for your copy now and see for yourself that VAT can mean a saving on many of the 1000's of items we offer.

FREE

Send this coupon with 15p for post and inclusion on our regular mailing list.

NAME

ADDRESS

PE13

LASKY'S RADIO LIMITED, 3-15 CAVELL STREET, LONDON E.1.

GUNTON ELECTRONIC IGNITION KIT £9.35 INC. VAT

READY BUILT UNIT GUARANTEED 3 YEARS £11.55 INC. VAT

Patents Pending. 12 volt only—state pos. or neg. earth. Capacitive discharge ignition is recognised as being the most efficient system and will give you:

- ★ Continual Peak-Tuned Performance
- ★ Up to 20% reduced fuel consumption
- ★ Easier All-weather Starting
- ★ Increased Acceleration and Top Speed
- ★ Longer Spark Plug Life
- ★ Increased Battery Life
- ★ Elimination of Contact Breaker Burn
- ★ Purer Exhaust Gas Emission



Kit includes absolutely everything for assembly: Ready drilled Case and Hardware Printed Circuit Board, Cables, Coil Connectors, Silicon Grease all types of tachometers. Call in for a workshop demonstration. S.A.E. all enquiries please, or Phone 33652. (Many letters from satisfied customers.)

SCORPIO: Transformer £2.42, Printed Circuit Board 83p
All prices include carriage and V.A.T.

ALUMINIUM BOXES

Complete with baseplate and screws

AT DIRECT FROM MANUFACTURERS' PRICES WITH RETURN OF POST SERVICE

| Type No | L | W | D | Price |
|---------|----|----|----|-------|
| 7* | 5½ | 2½ | 1½ | 44p |
| 8* | 4 | 4 | 1½ | 44p |
| 9* | 4 | 2½ | 1½ | 44p |
| 10* | 5½ | 4 | 1½ | 53p |
| 11 | 4 | 2½ | 2 | 44p |
| 12 | 3 | 2 | 1 | 39p |
| 13 | 6 | 4 | 2 | 59p |
| 14 | 7 | 5 | 2½ | 68p |
| 15 | 8 | 6 | 3 | 88p |
| 16 | 10 | 7 | 3 | 96p |

* These sizes accept standard veroboard range.
All prices include carriage and V.A.T. 20% discount on 10 or more boxes. 30% discount on orders over £10.

Dept. PE7, ELECTRONICS DESIGN ASSOCIATES
82 BATH STREET, WALSALL WS1 3DE


SAXON ENTERTAINMENTS

STANDARD and CUSTOM-BUILT AUDIO and ELECTRONIC EQUIPMENT
NEW and SECONDHAND MUSICAL INSTRUMENTS. MAIN DISTRIBUTORS
FOR A.K.G. HIGH QUALITY MICROPHONES

SA25-SA35-SA100

LOW-PRICED AUDIO MODULES FOR
DOMESTIC and COMMERCIAL USE

New versions
using 3A
"Plastic Power"
Driver Transistors
now available



THESE THREE MODULES HAVE ENJOYED UN-
PARALLELED SUCCESS DURING THE FIRST FEW
MONTHS OF THEIR BEING MADE AVAILABLE TO
THE GENERAL PUBLIC. WE ARE PLEASED TO
ANNOUNCE THAT WE CAN NOW OFFER FAST
DISPATCH ON MOST OF OUR ADVERTISED ITEMS,
INCLUDING THESE THREE MODULES.

SA25 £2.95 carr. free

25 WATTS R.M.S. 7 transistors, 7 diodes

SA35 £4.45 carr. free

35 WATTS R.M.S. 7 transistors, 7 diodes

SA100 £10.90 carr. free

100 WATTS R.M.S. 11 transistors, 6 diodes

ALL THREE MODULES HAVE OPEN AND SHORT
CIRCUIT PROTECTION, AND THE SA100 IS PROOF
AGAINST OVER-DISSIPATION AND FAULTY IN-
DUCTIVE LOADS.

ONLY ADVANCED DESIGN TECHNIQUES MAKE
THESE EXTRAORDINARILY LOW PRICES POSSIBLE.

BRIEF SPEC. FOR ALL THREE MODULES

| | |
|-------------------|---|
| Freq. response | 20-40,000Hz \pm 1dB |
| Distortion | 0.2% at 1kHz |
| Loads | 4 to 16 ohms |
| Quiescent current | 15mA |
| Noise | Better than -75dB |
| Supply voltage | 25-45V, SA25/35 40-70V, SA100 |
| Size | 4 1/2in x 4in x 1in (SA100) 4in x 3in x 1in (SA25, SA35) |

Circuits, connecting instructions and application data
are supplied free with all modules.

POWER SUPPLIES FOR THE SA25/35 and SA100 AUDIO MODULES

| | |
|-------------|--|
| PU45 | Unstabilised supply for 2 SA25/35's, £4.90. |
| PU70 | Unstabilised supply for one or two SA100's, £7.75, carr. 40p |
| PS45 | Stabilised module for 2 SA25's or two SA35's, £3.50, carr. free |
| MT45 | Transformer for above, heavy duty, £2.85, carr. 20p |
| MT30 | Transformer for unstabilised supply complete with rectifier diodes mounted £3.50, carr. 20p |
| PS70 | Stabilised supply module for one or two SA100's, £4.90, carr. free |
| MT70 | Transformer for PS70, £4.90, carr. 40p |

ALL MODULES ARE BUILT ON GLASS FIBRE P.C.
BOARD
AND ARE SUPPLIED FULLY TESTED

OTHER SAXON PRODUCTS . . .

120 WATT HEAVY DUTY MODULE

£13.90 + 20p carr. or with
supply £18.95 + 40p carr.

Featuring a rugged class A driver stage, this module will run
from all our mixers etc., and most other makes of mixer. It
delivers 120W into an eight ohm load and employs 4 TO3
can (115V) output transistors.

SPECIFICATION

| | |
|---|-----------------------------------|
| Power output | 120W into 8 ohms |
| Freq. response | 20-20,000Hz \pm 2dB |
| Input sensitivity | 200mV into 10k |
| Construction | Fibreglass board |
| Size | 8in x 4in x 4in (5in with supply) |
| Low distortion parallel push-pull output stage. | |



NEW: 160 Watt version & supply £27.90

SINGLE CHANNEL SOUND/LIGHT CONVERTER

This compact and reliable unit operates from amplifiers with
outputs from 5-100V. Does not impose a heavy load on
the amplifier, or, if connected in the wrong polarity, cause
any damage, as with some units.



Operation is simplicity itself and the unit is fully fused. The
unit is supplied to function from bass notes but may easily be
converted to respond only to treble or mid-range notes by
the addition of components costing less than 5p.

£8.90 carr. free

THREE CHANNEL SOUND TO LIGHT UNIT

Handling the total of 3,000W (3kW) this unit is unique for its price in that not only bass middle
and treble but also master controls are provided. Two amplifier sockets eliminate the need for
split leads, etc. Supplied in tough steel case for free-mounting
or panel fixing. Fully guaranteed.



£19.75 carr. 30p

MONO VERSION £6.50, carr. 20p (As illustrated below, S.A.E. details, 9V operation) OUTPUTS UP TO 1V RMS



£15.80 carr. 30p
SAXON STEREO
CONTROL UNIT

Two decks, and full headphone monitoring. The unit is mains operated and measures 17 1/2in x 3in
x 4in deep and is finished with a smart white on black fascia. The controls are: Left/Right deck
fader, volume, bass, treble, headphone selector and volume, microphone volume, bass, treble,
mains on/off. THIS IS A MUST FOR THE HOME BUILT HIGH QUALITY DISCO-
THEQUE AND IS COMPARABLE TO UNITS AT OVER TWICE THE PRICE.
(N.B.—Stereo only has mic. input.)


COMPLETE AMPLIFIERS

THE CSE 100. £34.90 carr. free



This versatile unit is now available in a black vynid
case and so represents even better value than ever,
delivering speech and music powers of up to 100W
R.M.S. and continuous signal outputs of 70W.

Two individually controlled inputs with wide range
bass and treble controls. Ideal for small groups, D.J.'s, etc.



THE SAXON 100. £48.50, carr. free.

With an R.M.S. output of 120W speech and music,
100W continuous power, four individually controlled
F.E.T. input stages and wide range bass and treble
controls, this amplifier has established itself as a
unit offering quality and reliability at low cost.

LOUDSPEAKERS British made bargains!!!

12in 25W 8/15 ohms £3.95, carr. 30p. 15in 50W 8/15 ohm,
£14.50, carr. 50p. 12in 40W 15,000 gauss magnet system
8/15 ohm, £11.50, carr. 40p.

600W 3 colour light boxes,
smart roxine finish.

£15 carr. free

A.K.G. MICROPHONES suitable for disco, group or general P.A. use
D11/DHL ideal disco mike, only £9.45 (r.r.p. £11).

ALL PRICES SUBJECT TO
VAT AT STANDARD RATE

SEND S.A.E. FOR
OUR A.K.G. PRICE
LIST. DISCOUNTS
ON ALL MICS.

Mail Orders to Dept. P.E.7

**SAXON ENTERTAINMENTS LTD., 327-331 WHITEHORSE RD., W. CROYDON,
SURREY CRO 2HS**

Telephone 01-684 6385

Hours of Business 9.30 a.m. — 5.30 p.m.

TERMS OF BUSINESS C.W.O. C.O.D. 35p extra: Cash by registered post, please.

TRADE AND EXPORT
ENQUIRIES INVITED

Now! A FAST EASY WAY TO LEARN BASIC RADIO & ELECTRONICS



Build as you learn—with the exciting new **TECHNATRON** Outfit! No mathematics. No soldering—you learn the *practical way*.

Learn basic Radio and Electronics at home—the fast, modern way. Give yourself essential technical "know-how"—like reading circuits, assembling standard components, experimenting, building—quickly and without effort, and enjoy every moment. B.I.E.T.'s simplified study method and the remarkable **TECHNATRON** Self-Built Outfit take the mystery out of the subject, making learning easy and interesting.

Even if you don't know the first thing about Radio now, you'll build your own Radio set within a month or so!

... and what's more, you will understand exactly what you are doing. The **TECHNATRON** Outfit contains everything you need, from tools to transistors—even a versatile Multimeter which we teach you to use. All you need give is a little of your spare time and the surprisingly low fee, payable monthly if you wish. And the equipment remains yours, so you can use it again and again.

You LEARN—but it's as fascinating as a hobby.

Among many other interesting experiments, the Radio set you build—and it's a good one—is really a bonus. This is first and last a teaching course, but the training is as fascinating as any hobby and it could be the springboard for a career in Radio and Electronics.

A 14-year-old could understand and benefit from this course—but it teaches the real thing. The easy to understand, practical projects—from a burglar-alarm to a sophisticated Radio set—help you master basic Radio and Electronics—even if you are a "non-technical" type. And, if you want to make it a career, B.I.E.T. has a fine range of courses up to City and Guilds standards.

Specialist Booklet

If you wish to make a career in Electronics, send for your **FREE** copy of "NEW OPPORTUNITIES". This brand new booklet—just out—tells you all about **TECHNATRON** and B.I.E.T.'s full range of courses.



FREE

BRITISH INSTITUTE OF ENGINEERING TECHNOLOGY

Dept. BPE17, ALDERMASTON COURT, READING RG7 4PF

Accredited by the Council for the Accreditation of Correspondence Colleges.

POST THIS COUPON FOR FREE BOOK

CL BPE17

NAME (BLOCK CAPITALS)

AGE

ADDRESS

SUBJECT OF INTEREST



for fast, easy reliable soldering

Erskin Multicore Solder contains 5 cores of non-corrosive flux, instantly cleaning heavily oxidised surfaces. No extra flux is required.

EASY-TO-USE DISPENSERS



Size 5 Savbit alloy 18 swg, 18p (illustrated).
Size 19A 60/40 alloy 18 swg, 18p
Size 15 60/40 alloy 22 swg, 22p

IDEAL FOR HOME CONSTRUCTORS

Size 1 cartons in 40/60, 60/40 and Savbit alloys in 7 gauges 25p

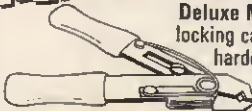


Size 12 for Service Engineers and Electricians.

75ft of 18 swg Savbit alloy. 75p



NEW! BIB WIRE STRIPPER AND CUTTER




Deluxe Model 9 Automatic opening spring, locking catch, plastic-covered handles. Case hardened and precision ground. Adjusts to most wire sizes. Cuts and strips flex, splits plastic twin flex. 75p

Prices shown are recommended retail, excluding V.A.T. From Electrical and Hardware Shops. If unobtainable, send 10p p&p direct to: **Multicore Solders Ltd.**, Hemel Hempstead, Hertfordshire HP2 7EP



AMAZING MINI-DRILL

FOR PRECISION MODEL WORK



+ 6 TOOLS

ONLY £2.20 P. & P. 10p

Indispensable for precision drilling, grinding, polishing, etching, gouging, shaping. Precision power for the enthusiast. Shockproof. Completely portable power from 4½ volt external battery. So much more scope with MINI-DRILL. Super Kit (extra power, interchangeable chuck) £5.44 p.p. 13p. De Luxe Professional Kit with 17 tools £8.41 p.p. 23p. Money Ref. Guarantee.

MERLIN SUPPLY CO.

Dept. PE7D, Nailsea, Bristol BS19 2LP

AUTOMATIC EMERGENCY SUPPLY

250v 50 Hz—150 watt Inverter. Full kit of parts excluding meter. Circuit as appeared in December P.W. Complete kit—£16.95 + 80p. P. & P.

OTHER INVERTERS AVAILABLE IN KIT FORM

150 Watt—£13.50 + 60p P. & P. 75 Watt—£7.80 + 60p P. & P.
300 Watt—£17.90 + 85p P. & P. 40 Watt—£5.20 + 40p P. & P.
25 Watt—£2.60 + 20p P. & P.

All above operate from 12v. battery and give 250v.—50Hz. Output. 24 volt types are also available, alternative outputs or taps can be supplied. Transformers and/or Transistors can be supplied separately.

SPECIAL OFFER

12v. Fluorescent lights, suitable for tents, caravans, houses or secondary lighting for factories, hotels, etc. 12 inch—8 watt—£3.40 post paid. 21 inch—13 watt—£4.20 post paid. Large discounts available for quantities.

BATTERY CHARGER KIT

10 amp charge current—£5.50 + 40p P. & P. (consists of Transformer and Rectifiers)

ASTRO ELECTRONICS

6 BARNES ROAD, CHESTERFIELD, DERBYSHIRE

THIS IS THE FIRST PAGE OF THE GREAT BI-PAK SECTION

BRAND NEW FULLY GUARANTEED DEVICES

| | | | | | | | | | |
|-------------|-------------------|-------------|------------|------------|------------|-------------|--------------|--------------|--------------|
| AC107 0-82 | AD182 0-37 | BC148 0-11 | BD137 0-56 | BF188 0-44 | OC19 0-89 | 2G371 0-18 | 2N2219 0-22 | 2N3954 0-51 | 2N4059 0-11 |
| AC113 0-22 | AD181 & AD182(MP) | BC145 0-13 | BD138 0-56 | BF184 0-13 | OC20 0-78 | 2G371B 0-13 | 2N2220 0-24 | 2N3955 0-55 | 2N4060 0-13 |
| AC115 0-22 | | BC150 0-20 | BD139 0-61 | BF190 0-13 | OC22 0-42 | 2G373 0-19 | 2N2221 0-22 | 2N3991 0-16 | 2N4061 0-13 |
| AC117K 0-22 | | BC151 0-22 | BD140 0-66 | BF196 0-16 | OC23 0-48 | 2G374 0-19 | 2N2222 0-22 | 2N3991A 0-13 | 2N4062 0-13 |
| AC122 0-18 | ADT140 0-55 | BC152 0-19 | BD155 0-88 | BF197 0-18 | OC24 0-62 | 2G377 0-33 | 2N2368 0-13 | 2N3992 0-16 | 2N4224 0-13 |
| AC125 0-19 | AF114 0-27 | BC153 0-31 | BD175 0-66 | BF200 0-60 | OC25 0-42 | 2G378 0-18 | 2N2369 0-16 | 2N3993 0-18 | 2N4225 0-13 |
| AC126 0-19 | AF116 0-27 | BC154 0-33 | BD176 0-66 | BF222 1-05 | OC26 0-28 | 2G381 0-18 | 2N2369A 0-16 | 2N3994 0-16 | 2N4226 0-13 |
| AC127 0-19 | AF116 0-27 | BC157 0-20 | BD177 0-72 | BF227 0-60 | OC28 0-55 | 2G382 0-18 | 2N23411 0-27 | 2N3995 0-19 | 2N4227 0-13 |
| AC128 0-19 | AF117 0-27 | BC158 0-13 | BD178 0-72 | BF235 0-66 | OC29 0-56 | 2G401 0-13 | 2N2412 0-27 | 2N3402 0-23 | 2N4228 0-19 |
| AC132 0-18 | AF118 0-39 | BC159 0-13 | BD179 0-77 | BF239 0-64 | OC33 0-46 | 2G414 0-33 | 2N2546 0-58 | 2N3403 0-23 | 2N4229 0-13 |
| AC134 0-18 | AF124 0-38 | BC160 0-50 | BD180 0-77 | BF242 0-61 | OC38 0-55 | 2G417 0-23 | 2N2711 0-33 | 2N3404 0-21 | 2N4230 0-13 |
| AC137 0-18 | AF125 0-28 | BC181 0-55 | BD185 0-72 | BF263 0-61 | OC41 0-22 | 2N368 0-38 | 2N2712 0-23 | 2N3405 0-48 | 2N4231 0-13 |
| AC141 0-18 | AF129 0-31 | BC187 0-13 | BD186 0-72 | BF270 0-39 | OC42 0-27 | 2N369A 0-21 | 2N2714 0-23 | 2N3414 0-17 | 2N4232 0-13 |
| AC141K 0-19 | AF127 0-31 | BC188 0-13 | BD187 0-77 | BF271 0-39 | OC44 0-17 | 2N404 0-66 | 2N2904 0-19 | 2N3415 0-17 | 2N4233 0-19 |
| AC142 0-16 | AF129 0-38 | BC189 0-33 | BD188 0-77 | BF272 0-38 | OC45 0-14 | 2N404A 0-31 | 2N2904A 0-23 | 2N3416 0-31 | 2N5172 0-13 |
| AC142K 0-19 | AF178 0-33 | BC170 0-13 | BD189 0-88 | BF273 0-39 | OC70 0-11 | 2N524 0-46 | 2N2905 0-23 | 2N3417 0-31 | 2N5457 0-55 |
| AC151 0-17 | AF179 0-55 | BC171 0-18 | BD190 0-98 | BF274 0-39 | OC71 0-11 | 2N527 0-54 | 2N2906A 0-23 | 2N3427 0-31 | 2N5458 0-55 |
| AC134 0-22 | AF180 0-55 | BC172 0-16 | BD195 0-94 | BF270 0-66 | OC72 0-16 | 2N598 0-46 | 2N2906 0-17 | 2N3466 0-10 | 2N5459 0-44 |
| AC155 0-22 | AF181 0-50 | BC173 0-18 | BD196 0-94 | BF290 0-20 | OC74 0-18 | 2N599 0-50 | 2N2906A 0-20 | 2N3702 0-11 | 2N5801 0-55 |
| AC156 0-22 | AF186 0-50 | BC174 0-18 | BD197 0-99 | BF284 0-24 | OC75 0-17 | 2N696 0-14 | 2N2907 0-22 | 2N3703 0-11 | 2N5802A 0-46 |
| AC157 0-27 | AF189 0-41 | BC175 0-23 | BD198 0-99 | BF288 0-23 | OC76 0-17 | 2N697 0-15 | 2N2907A 0-24 | 2N3704 0-18 | 2N5803 0-46 |
| AC165 0-22 | AL102 0-72 | BC177 0-21 | BD199 1-05 | BF286 0-24 | OC77 0-23 | 2N698 0-27 | 2N2908 0-16 | 2N3705 0-11 | 2N5803 0-46 |
| AC166 0-22 | AL103 0-72 | BC178 0-21 | BD200 1-05 | BF287 0-27 | OC81 0-17 | 2N699 0-39 | 2N2909 0-16 | 2N3706 0-10 | 2N5804 0-46 |
| AC167 0-22 | AS926 0-28 | BC179 0-21 | BD205 0-88 | BF288 0-24 | OC81D 0-17 | 2N706 0-09 | 2N2925 0-16 | 2N3707 0-12 | 2N5805 0-81 |
| AC168 0-27 | AS927 0-28 | BC180 0-27 | BD206 0-88 | BF290 0-22 | OC82 0-17 | 2N706A 0-10 | 2N2926 (G) | 2N3708 0-08 | 2N5806 0-88 |
| AC169 0-16 | AS928 0-28 | BC181 0-27 | BD207 1-05 | BF291 0-22 | OC82D 0-17 | 2N708 0-13 | 2N2926 (V) | 2N3709 0-10 | 2N5807 0-88 |
| AC175 0-22 | AS929 0-28 | BC182 0-27 | ED208 1-05 | BF292 0-22 | OC83 0-22 | 2N711 0-33 | 2N2926 (R) | 2N3710 0-10 | 2N5808 0-81 |
| AC177 0-27 | AS930 0-28 | BC183 0-27 | BDY20 1-10 | BF293 0-22 | OC84 0-22 | 2N712 0-39 | 2N2926 (O) | 2N3711 0-10 | 2N5809 0-81 |
| AC178 0-31 | AS931 0-28 | BC184 0-11 | BF115 0-27 | BF295 0-24 | OC139 0-22 | 2N718 0-33 | 2N2926 (O) | 2N3718 0-10 | 2N5812A 0-46 |
| AC179 0-31 | AS932 0-28 | BC184L 0-11 | BF117 0-50 | BF296 0-17 | OC140 0-28 | 2N718A 0-55 | 2N2926 (R) | 2N3720 0-11 | 2N5813 0-62 |
| AC180 0-19 | AS934 0-28 | BC184 0-13 | BF118 0-77 | BF297 0-17 | OC169 0-28 | 2N726 0-31 | 2N2926 (R) | 2N3821 0-89 | 2N5824 0-77 |
| AC180K 0-22 | AS935 0-28 | BC184L 0-13 | BF119 0-77 | BF298 0-17 | OC170 0-28 | 2N727 0-31 | 2N2926 (R) | 2N3822 0-81 | 2N5825 0-77 |
| AC181 0-19 | AS936 0-28 | BC185 0-11 | BF120 0-50 | BF298 0-17 | OC171 0-28 | 2N743 0-32 | 2N2926 (R) | 2N3823 0-81 | 2N5826 0-77 |
| AC181K 0-22 | AS937 0-28 | BC187 0-31 | BF121 0-50 | BF299 0-17 | OC172 0-28 | 2N744 0-32 | 2N2926 (R) | 2N3824 0-81 | 2N5827 0-77 |
| AC182 0-24 | AS938 0-28 | BC207 0-12 | BF122 0-50 | BF299 0-17 | OC201 0-31 | 2N914 0-18 | 2N3010 0-77 | 2N3903 0-31 | 2N5701 0-46 |
| AC187K 0-22 | ASZ21 0-44 | BC208 0-12 | BF127 0-55 | BF299 0-17 | OC202 0-31 | 2N918 0-33 | 2N3011 0-16 | 2N3906 0-30 | 40361 0-44 |
| AC188 0-24 | BC107 0-10 | BC209 0-13 | BF152 0-61 | BF298 0-20 | OC203 0-31 | 2N929 0-23 | 2N3053 0-19 | 2N4058 0-13 | 40392 0-50 |
| AC188K 0-22 | BC108 0-10 | BC212L 0-12 | BF153 0-50 | BF299 0-20 | OC204 0-28 | 2N930 0-23 | | | |
| AC191 0-22 | BC109 0-10 | BC213 0-12 | BF154 0-50 | BF300 0-28 | OC205 0-39 | 2N1131 0-22 | | | |
| AC191K 0-22 | BC110 0-10 | BC214L 0-18 | BF155 0-50 | BF301 0-28 | OC206 0-39 | 2N1132 0-22 | | | |
| AC192 0-22 | BC111 0-10 | BC215 0-28 | BF156 0-58 | BF302 0-28 | OC207 0-48 | 2N1133 0-22 | | | |
| AC193 0-22 | BC112 0-10 | BC216 0-39 | BF157 0-61 | BF303 0-28 | OC208 0-48 | 2N1134 0-22 | | | |
| AC194 0-22 | BC113 0-10 | BC217 0-39 | BF158 0-61 | BF304 0-28 | OC209 0-44 | 2N1135 0-22 | | | |
| AC195 0-22 | BC114 0-17 | BC218 0-39 | BF159 0-61 | BF305 0-28 | OC210 0-44 | 2N1136 0-22 | | | |
| AC196 0-22 | BC115 0-17 | BC219 0-39 | BF160 0-61 | BF306 0-28 | OC211 0-44 | 2N1137 0-22 | | | |
| AC197 0-22 | BC116 0-17 | BC220 0-39 | BF161 0-61 | BF307 0-28 | OC212 0-44 | 2N1138 0-22 | | | |
| AC198 0-22 | BC117 0-17 | BC221 0-39 | BF162 0-61 | BF308 0-28 | OC213 0-44 | 2N1139 0-22 | | | |
| AC199 0-22 | BC118 0-17 | BC222 0-39 | BF163 0-61 | BF309 0-28 | OC214 0-44 | 2N1140 0-22 | | | |
| AC200 0-22 | BC119 0-17 | BC223 0-39 | BF164 0-61 | BF310 0-28 | OC215 0-44 | 2N1141 0-22 | | | |
| AC201 0-22 | BC120 0-17 | BC224 0-39 | BF165 0-61 | BF311 0-28 | OC216 0-44 | 2N1142 0-22 | | | |
| AC202 0-22 | BC121 0-17 | BC225 0-39 | BF166 0-61 | BF312 0-28 | OC217 0-44 | 2N1143 0-22 | | | |
| AC203 0-22 | BC122 0-17 | BC226 0-39 | BF167 0-61 | BF313 0-28 | OC218 0-44 | 2N1144 0-22 | | | |
| AC204 0-22 | BC123 0-17 | BC227 0-39 | BF168 0-61 | BF314 0-28 | OC219 0-44 | 2N1145 0-22 | | | |
| AC205 0-22 | BC124 0-17 | BC228 0-39 | BF169 0-61 | BF315 0-28 | OC220 0-44 | 2N1146 0-22 | | | |
| AC206 0-22 | BC125 0-17 | BC229 0-39 | BF170 0-61 | BF316 0-28 | OC221 0-44 | 2N1147 0-22 | | | |
| AC207 0-22 | BC126 0-17 | BC230 0-39 | BF171 0-61 | BF317 0-28 | OC222 0-44 | 2N1148 0-22 | | | |
| AC208 0-22 | BC127 0-17 | BC231 0-39 | BF172 0-61 | BF318 0-28 | OC223 0-44 | 2N1149 0-22 | | | |
| AC209 0-22 | BC128 0-17 | BC232 0-39 | BF173 0-61 | BF319 0-28 | OC224 0-44 | 2N1150 0-22 | | | |
| AC210 0-22 | BC129 0-17 | BC233 0-39 | BF174 0-61 | BF320 0-28 | OC225 0-44 | 2N1151 0-22 | | | |
| AC211 0-22 | BC130 0-17 | BC234 0-39 | BF175 0-61 | BF321 0-28 | OC226 0-44 | 2N1152 0-22 | | | |
| AC212 0-22 | BC131 0-17 | BC235 0-39 | BF176 0-61 | BF322 0-28 | OC227 0-44 | 2N1153 0-22 | | | |
| AC213 0-22 | BC132 0-17 | BC236 0-39 | BF177 0-61 | BF323 0-28 | OC228 0-44 | 2N1154 0-22 | | | |
| AC214 0-22 | BC133 0-17 | BC237 0-39 | BF178 0-61 | BF324 0-28 | OC229 0-44 | 2N1155 0-22 | | | |
| AC215 0-22 | BC134 0-17 | BC238 0-39 | BF179 0-61 | BF325 0-28 | OC230 0-44 | 2N1156 0-22 | | | |
| AC216 0-22 | BC135 0-17 | BC239 0-39 | BF180 0-61 | BF326 0-28 | OC231 0-44 | 2N1157 0-22 | | | |
| AC217 0-22 | BC136 0-17 | BC240 0-39 | BF181 0-61 | BF327 0-28 | OC232 0-44 | 2N1158 0-22 | | | |
| AC218 0-22 | BC137 0-17 | BC241 0-39 | BF182 0-61 | BF328 0-28 | OC233 0-44 | 2N1159 0-22 | | | |
| AC219 0-22 | BC138 0-17 | BC242 0-39 | BF183 0-61 | BF329 0-28 | OC234 0-44 | 2N1160 0-22 | | | |
| AC220 0-22 | BC139 0-17 | BC243 0-39 | BF184 0-61 | BF330 0-28 | OC235 0-44 | 2N1161 0-22 | | | |
| AC221 0-22 | BC140 0-17 | BC244 0-39 | BF185 0-61 | BF331 0-28 | OC236 0-44 | 2N1162 0-22 | | | |
| AC222 0-22 | BC141 0-17 | BC245 0-39 | BF186 0-61 | BF332 0-28 | OC237 0-44 | 2N1163 0-22 | | | |
| AC223 0-22 | BC142 0-17 | BC246 0-39 | BF187 0-61 | BF333 0-28 | OC238 0-44 | 2N1164 0-22 | | | |
| AC224 0-22 | BC143 0-17 | BC247 0-39 | BF188 0-61 | BF334 0-28 | OC239 0-44 | 2N1165 0-22 | | | |
| AC225 0-22 | BC144 0-17 | BC248 0-39 | BF189 0-61 | BF335 0-28 | OC240 0-44 | 2N1166 0-22 | | | |
| AC226 0-22 | BC145 0-17 | BC249 0-39 | BF190 0-61 | BF336 0-28 | OC241 0-44 | 2N1167 0-22 | | | |
| AC227 0-22 | BC146 0-17 | BC250 0-39 | BF191 0-61 | BF337 0-28 | OC242 0-44 | 2N1168 0-22 | | | |
| AC228 0-22 | BC147 0-17 | BC251 0-39 | BF192 0-61 | BF338 0-28 | OC243 0-44 | 2N1169 0-22 | | | |
| AC229 0-22 | BC148 0-17 | BC252 0-39 | BF193 0-61 | BF339 0-28 | OC244 0-44 | 2N1170 0-22 | | | |
| AC230 0-22 | BC149 0-17 | BC253 0-39 | BF194 0-61 | BF340 0-28 | OC245 0-44 | 2N1171 0-22 | | | |
| AC231 0-22 | BC150 0-17 | BC254 0-39 | BF195 0-61 | BF341 0-28 | OC246 0-44 | 2N1172 0-22 | | | |
| AC232 0-22 | BC151 0-17 | BC255 0-39 | BF196 0-61 | BF342 0-28 | OC247 0-44 | 2N1173 0-22 | | | |
| AC233 0-22 | BC152 0-17 | BC256 0-39 | BF197 0-61 | BF343 0-28 | OC248 0-44 | 2N1174 0-22 | | | |
| AC234 0-22 | BC153 0-17 | BC257 0-39 | BF198 0-61 | BF344 0-28 | OC249 0-44 | 2N1175 0-22 | | | |
| AC235 0-22 | BC154 0-17 | BC258 0-39 | BF199 0-61 | BF345 0-28 | OC250 0-44 | 2N1176 0-22 | | | |
| AC236 0-22 | BC155 0-17 | BC259 0-39 | BF200 0-61 | BF346 0-28 | OC251 0-44 | 2N1177 0-22 | | | |
| AC237 0-22 | BC156 0-17 | | | | | | | | |

The largest selection

NEW LOW PRICED TESTED S.C.R.'S

| | PIV | | | | |
|---------|------|------|------|------|------|
| | 50 | 100 | 200 | 400 | 800 |
| 1A TO5 | 0.28 | 0.28 | 0.34 | 0.49 | 0.59 |
| 3A TO6 | 0.28 | 0.37 | 0.41 | 0.52 | 0.63 |
| 5A TO6 | 0.34 | 0.52 | 0.54 | 0.62 | 0.75 |
| 5A TO4 | 0.34 | 0.52 | 0.54 | 0.62 | 0.75 |
| 7A TO4 | 0.52 | 0.55 | 0.63 | 0.74 | 0.85 |
| 19A TO4 | 0.56 | 0.84 | 0.87 | 0.83 | 1.07 |
| 15A TO4 | 0.59 | 0.70 | 0.58 | 1.03 | 1.88 |
| 30A TO4 | 1.27 | 1.54 | 1.76 | 1.93 | 1.65 |

SIL. RECTS. TESTED

| PIV | 300mA | 750mA | 1A | 1.5A | 3A | 10A | 30A |
|------|-------|---------|------|------|------|-------|------|
| D07 | 8016 | Plastic | 8016 | 8010 | 8010 | 8022A | |
| 50 | 0.04 | 0.06 | 0.06 | 0.08 | 0.18 | 0.28 | 0.66 |
| 100 | 0.04 | 0.07 | 0.08 | 0.15 | 0.18 | 0.28 | 0.33 |
| 200 | 0.06 | 0.10 | 0.07 | 0.18 | 0.22 | 0.27 | 1.18 |
| 400 | 0.07 | 0.15 | 0.08 | 0.22 | 0.30 | 0.41 | 1.38 |
| 600 | 0.08 | 0.18 | 0.11 | 0.26 | 0.38 | 0.50 | 2.06 |
| 800 | 0.11 | 0.19 | 0.12 | 0.28 | 0.41 | 0.61 | 2.20 |
| 1000 | 0.12 | 0.30 | 0.18 | 0.33 | 0.51 | 0.70 | 2.75 |
| 1200 | — | 0.37 | — | 0.42 | 0.69 | 0.93 | — |

TRIACS

| V.BOM | 2A | 6A | 10A |
|-------|------|------|------|
| TO-6 | TO-6 | TO-6 | TO-6 |
| 180V | 8p | 2p | 2p |
| 200V | 8p | 8p | 8p |
| 250V | 8p | 8p | 8p |
| 400V | 7p | 8p | 1-21 |

DIACS FOR USE WITH TRIACS
BR100 (D92) 41p each

FREE

One 50p Pak of your own choice free with orders valued 24 or over.

BRAND NEW TEXAS GERM. TRANSISTORS Coded and Guaranteed

| Pak No. | EQVT |
|---------|-----------------|
| T1 | 8 2G3713 OC71 |
| T2 | 8 D1374 OC70 |
| T3 | 8 D1216 OC81D |
| T4 | 8 2G381T OC81 |
| T5 | 8 2G382T OC82 |
| T6 | 8 2G344B OC44 |
| T7 | 8 2G345B OC45 |
| T8 | 8 2G373 OC73 |
| T9 | 8 2G389A 2N1302 |
| T10 | 8 2G417 AP17 |

All 65p each pak

2N2080 NPN SIL. DUAL TRANS. CODE D1699 TEXAS. Our price 28p each.

120 VCB MIXIE DRIVER TRANSISTOR. Sim. 2N321 & C407. 2N1893 FULLY TESTED AND CODED. ND 120. 1-24 19p each. TO-5 N.P.N. 25 up 17p each.

Sil. trans. suitable for P.E. Organ. Metal TO-18 Eqvt. ZTX300 6p each. Any Quantity.

POWER TRANS BONANZA!

GENERAL PURPOSE GERM. PNP REPLACER: OC25-28-29-30-35-36. NKT 401-403-404-405-406-409-451-452-453. T3027-3028. 2N200A, 2N456A-457A-458A, 2N511 A & B. 2G220-222, ETC. V.CBO 80V V.CEO 60V IC 10A FT. 30 WATTS Hie 30-170. PRICE 1-24 47p each 25-99 44p each 100 up 40p each

SILICON High Voltage 250V NPN TO-3 case. G.P. Switching & Amplifier Applications. Brand New Coded R 2400 V.CBO 250V V.CEO 100V IC 6A/30 WATT. HFE type 200 BMHZ. OUR PRICE EACH: 1-24 55p 25-99 50p

AD161/162 PNP M/P COMP GERM TRANS. OUR LOWEST PRICE OF 60p PER PAIR

ZENER DIODES 400mW (DO-7 Case), range 2-33V, 15p each, 1.5W (Top-Hat), range 2-33V, 30p each, 10W (SC-10 stud), range 2-33V, 35p each.

10 amp POTTED BRIDGE RECTIFIER on heat sink. 100PIV. 89p each

NEW LINE Plastic Encapsulated 2 Amp. BRIDGE RECTS. 50V RMS 35p each 100V RMS 41p each 400V RMS 81p each Size 15mm X 6mm.

UNIJUNCTION TRANSISTORS

Direct replacement for T1843 and BEN3000 also electrically equivalent to 2N2646 Qty: 1-24 30p each, 25-99 29p each, 100+ 22p each.

CADMIUM CELLS

ORP12 46p ORP60, ORP1 44p each

GENERAL PURPOSE NPN SILICON SWITCHING TRANS. TO-18 SIM. TO 2N706/8, 88V-27/28/95A. All usable devices no open or short circuits. ALSO AVAILABLE IN PNP Sim. to 2N2906, BCY70. When ordering please state preference NPN or PNP.

| | 20 | For | 8p |
|--|------|-----|-------|
| | 50 | For | 1.10 |
| | 100 | For | 1.02 |
| | 500 | For | 0.25 |
| | 1000 | For | 14.30 |

SIL. G.P. DIODES 3p 300mW 30 0.56 40PIV(Min.) 100 1.65 Sub-Min. 500 5.50 Full Tested 1000 9.50 Ideal for Organ Builders.

2N3055 115 WATT SIL POWER NPN 65p EACH

A LARGE RANGE OF TECHNICAL AND DATA BOOKS ARE NOW AVAILABLE EX STOCK. SEND FOR FREE LIST.

SILICON 50 WATTS MATCHED NPN/PNP BIP 18 NPN TO-3 Plastic. BIP 20 PNP. Brand new. V.CBO 100V V.CEO 60V IC 10A. HFE type 100/1 3mHZ. OUR PRICE PER PAIR: 1-24 prs: 60p 25-99 prs. 61p 100 prs. 65p

KING OF THE PAKS Unequaled Value and Quality

SUPER PAKS NEW BI-PAK UNTESTED SEMICONDUCTORS.

Satisfaction GUARANTEED In Every Pak, or money back.

| Pak No. | Description | Price |
|---------|---|-------|
| U 1 | 120 Glass Sub-Min. General Purpose Germanium Diodes | 0.55 |
| U 2 | 60 Mixed Germanium Transistors AF/RF | 0.55 |
| U 3 | 75 Germanium Gold Bonded Sub-Min. Like OA5, OA47 | 0.55 |
| U 4 | 40 Germanium Transistors like OC51, AC128 | 0.55 |
| U 5 | 60 200mA Sub-Min. Silicon Diodes | 0.55 |
| U 6 | 30 Sil. Planar Trans. NPN like BSV95A, 2N706 | 0.55 |
| U 7 | 16 Sil. Rectifiers TOP-HAT 750mA VLTG. RANGE up to 1000 V | 0.55 |
| U 8 | 50 Sil. Planar Diodes DO-7 Glass 230mA like OA200/202 | 0.55 |
| U 9 | 20 Mixed Voltages, 1 Watt Zener Diodes | 0.55 |
| U 10 | 20 BAY50 charge storage Diodes DO-7 Glass | 0.55 |
| U11 | 25 PNP Sil. Planar Trans. TO-5 like 2N1132, 2N2904 | 0.55 |
| U12 | 12 Silicon Rectifiers Epoxy 500mA up to 800 PIV | 0.55 |
| U13 | 30 PNP-NPN Sil. Transistors OC200 & 2S 104 | 0.55 |
| U14 | 150 Mixed Silicon and Germanium Diodes | 0.55 |
| U15 | 25 NPN Sil. Planar Trans. TO-5 like BFY51, 2N697 | 0.55 |
| U16 | 10 3 Amp Silicon Rectifiers Stud Type up to 1000PIV | 0.55 |
| U17 | 30 Germanium PNP AF Transistors TO-5 like ACY 17-22 | 0.55 |
| U18 | 8 6 Amp Silicon Rectifiers EYZ13 Type up to 800 PIV | 0.55 |
| U19 | 25 Silicon NPN Transistors like BC108 | 0.55 |
| U20 | 12 1.5 Amp Silicon Rectifiers Top Hat up to 1000 PIV | 0.55 |
| U21 | 30 AF. Germanium Alloy Transistors 2G300 Series & OC71 | 0.55 |
| U22 | 30 MADD's like MHz Series PNP Transistors | 0.55 |
| U24 | 20 Germanium 1 Amp Rectifiers GJM Series up to 300 PIV | 0.55 |
| U25 | 25 300MHz NPN Silicon Transistors 2N708, BSV27 | 0.55 |
| U26 | 30 Fast Switching Silicon Diodes like IN914 Micro-Min. | 0.55 |
| U27 | 12 NPN Germanium AF Transistors TO-5 like AC127 | 0.55 |
| U29 | 10 1 Amp SCR's TO-5 can, up to 600 PIV CR81/25-000 | 1.15 |
| U30 | 15 Plastic Silicon Planar Trans. NPN 2N2826 | 0.55 |
| U31 | 20 Silicon Planar Silicon NPN Trans. Low Noise AMP 2N3707 | 0.55 |
| U32 | 25 Zener Diodes 400mW DO-7 case 3-18 volts mixed | 0.55 |
| U33 | 15 Plastic Case 1 Amp Silicon Rectifiers IN4000 Series | 0.55 |
| U34 | 30 Silicon PNP Alloy Trans. TO-5 BCY26 2S302/4 | 0.55 |
| U35 | 25 Silicon Planar Transistors PNP TO-18 2N2906 | 0.55 |
| U36 | 25 Silicon Planar NPN Transistors TO-5 BFY50/51/52 | 0.55 |
| U37 | 30 Silicon Alloy Transistors 80-2 PNP OC200, 2S232 | 0.55 |
| U38 | 20 Fast Switching Silicon Trans. NPN 400MHz 2N3011 | 0.55 |
| U39 | 30 RF. Germ. PNP Transistors 2N1303/5 TO-5 | 0.55 |
| U40 | 10 Dual Transistors 6 lead TO-5 2N2969 | 0.55 |
| U41 | 25 RF Germanium Transistors TO-5, OC45, NKT72 | 0.55 |
| U42 | 10 VHF Germanium PNP Transistors TO-1 NKT667, AF117 | 0.55 |
| U43 | 25 Sil. Trans. Plastic TO-18 A.P. BC113/114 | 0.55 |
| U44 | 20 Sil. Trans. Plastic TO-5 BC116/NPN | 0.55 |
| U45 | 7 3A SCR. TO66 up to 600PIV | 1.10 |

Code Nos. mentioned above are given as a guide to the type of device in the pak. The devices themselves are normally unmarked.

SILICON PHOTO TRANSISTOR. TO-18 Lens end NPN Sim. to BP 25 and P21. BRAND NEW. Full data available. Fully guaranteed. Qty. 1-24 25-99 100 up Price each 60p 44p 38p

| | 31p | 2N3458 | 35p |
|--------|-----|--------|-----|
| 2N3819 | 31p | 2N3458 | 35p |
| 2N3820 | 59p | 2N3459 | 44p |
| 2N3821 | 24p | BFY10 | 65p |
| 2N3823 | 31p | MFP105 | 41p |

F.E.T.'S

NEW 6TH EDITION

TRANSISTOR EQUIVALENTS BOOK. A complete cross reference and equivalents book for European, American and Japanese Transistors. Exclusive to BI-PAK 89p each.

INTEGRATED CIRCUIT PAKS

Manufacturers' "Fall Outs" which include Functional and Part-Functional Units. These are classed as "out-of-spec" from the maker's very rigid specifications, but are ideal for learning about I.C.'s and experimental work.

| Pak No. | Contents | Price | Pak No. | Contents | Price | Pak No. | Contents | Price |
|---------|-----------|-------|---------|-----------|-------|---------|-------------|-----------|
| UIC00 | 12 x 7400 | 0.55 | UIC45 | 5 x 7440 | 0.55 | UIC98 | 5 x 7498 | 0.55 |
| UIC01 | 12 x 7401 | 0.55 | UIC47 | 5 x 7447 | 0.55 | UIC99 | 5 x 7499 | 0.55 |
| UIC02 | 12 x 7402 | 0.55 | UIC48 | 5 x 7448 | 0.55 | UIC91 | 5 x 7491 | 0.55 |
| UIC03 | 12 x 7403 | 0.55 | UIC49 | 12 x 7450 | 0.55 | UIC92 | 5 x 7492 | 0.55 |
| UIC04 | 12 x 7404 | 0.55 | UIC51 | 12 x 7451 | 0.55 | UIC93 | 5 x 7493 | 0.55 |
| UIC05 | 12 x 7405 | 0.55 | UIC53 | 12 x 7453 | 0.55 | UIC94 | 5 x 7494 | 0.55 |
| UIC06 | 3 x 7406 | 0.55 | UIC54 | 12 x 7454 | 0.55 | UIC95 | 5 x 7495 | 0.55 |
| UIC07 | 3 x 7407 | 0.55 | UIC60 | 12 x 7460 | 0.55 | UIC96 | 5 x 7496 | 0.55 |
| UIC10 | 12 x 7410 | 0.55 | UIC70 | 8 x 7470 | 0.55 | UIC100 | 5 x 74100 | 0.55 |
| UIC13 | 8 x 7413 | 0.55 | UIC72 | 8 x 7472 | 0.55 | UIC121 | 5 x 74121 | 0.55 |
| UIC20 | 12 x 7420 | 0.55 | UIC73 | 8 x 7473 | 0.55 | UIC141 | 5 x 74141 | 0.55 |
| UIC30 | 12 x 7430 | 0.55 | UIC74 | 8 x 7474 | 0.55 | UIC131 | 5 x 74131 | 0.55 |
| UIC40 | 12 x 7440 | 0.55 | UIC75 | 8 x 7475 | 0.55 | UIC154 | 5 x 74154 | 0.55 |
| UIC41 | 8 x 7441 | 0.55 | UIC76 | 8 x 7476 | 0.55 | UIC195 | 5 x 74195 | 0.55 |
| UIC42 | 8 x 7442 | 0.55 | UIC79 | 8 x 7479 | 0.55 | UIC198 | 5 x 74198 | 0.55 |
| UIC43 | 8 x 7443 | 0.55 | UIC81 | 5 x 7481 | 0.55 | | | |
| UIC44 | 8 x 7444 | 0.55 | UIC82 | 5 x 7482 | 0.55 | | | |
| UIC45 | 5 x 7445 | 0.55 | UIC83 | 5 x 7483 | 0.55 | UICXI | 25 Assorted | 74's 1-68 |

Paks cannot be split, but 25 assorted pieces (our mix) is available as PAK UIC XI.

BI-PAKS NEW COMPONENT SHOP NOW OPEN WITH A WIDE RANGE OF ELECTRONIC COMPONENTS AND ACCESSORIES AT COMPETITIVE PRICES— 18 BALDOCK STREET (A10), WARE, HERTS. TEL. (STD 0920) 61593

open MON-SAT. 9.15 a.m. to 6 p.m., FRIDAY until 8 p.m.

All mail orders please add 10p post and packing. Send all orders to BI-PAK, P.O. BOX 6, WARE, HERTS.

-the lowest prices!

74 Series T.T.L. I.C.'s

BI-PAK STILL LOWEST IN PRICE. FULL SPECIFICATION GUARANTEED. ALL FAMOUS MANUFACTURERS

| 1 | | 25 | | 100+ | | 1 | | 25 | | 100+ | |
|--------|------|------|------|---------|------|------|------|------|------|------|------|
| SN7400 | 0-17 | 0-18 | 0-13 | SN7486 | 0-85 | 0-84 | 0-85 | 0-84 | 0-88 | 0-88 | 0-88 |
| SN7401 | 0-17 | 0-18 | 0-13 | SN7489 | 0-05 | 5-78 | 5-78 | 5-78 | 5-50 | 5-50 | 5-50 |
| SN7402 | 0-17 | 0-18 | 0-13 | SN7490 | 0-74 | 0-71 | 0-71 | 0-71 | 0-64 | 0-64 | 0-64 |
| SN7403 | 0-17 | 0-18 | 0-13 | SN7491 | 1-10 | 1-06 | 1-06 | 1-06 | 0-99 | 0-99 | 0-99 |
| SN7404 | 0-17 | 0-18 | 0-13 | SN7492 | 0-74 | 0-71 | 0-71 | 0-71 | 0-64 | 0-64 | 0-64 |
| SN7405 | 0-17 | 0-18 | 0-13 | SN7493 | 0-74 | 0-71 | 0-71 | 0-71 | 0-64 | 0-64 | 0-64 |
| SN7406 | 0-17 | 0-18 | 0-13 | SN7494 | 0-85 | 0-88 | 0-88 | 0-88 | 0-75 | 0-75 | 0-75 |
| SN7407 | 0-89 | 0-84 | 0-81 | SN7495 | 0-85 | 0-88 | 0-88 | 0-88 | 0-75 | 0-75 | 0-75 |
| SN7408 | 0-89 | 0-84 | 0-81 | SN7496 | 0-85 | 0-88 | 0-88 | 0-88 | 0-75 | 0-75 | 0-75 |
| SN7409 | 0-89 | 0-84 | 0-81 | SN7497 | 0-85 | 0-88 | 0-88 | 0-88 | 0-75 | 0-75 | 0-75 |
| SN7410 | 0-17 | 0-18 | 0-13 | SN74100 | 1-82 | 1-78 | 1-78 | 1-78 | 1-71 | 1-71 | 1-71 |
| SN7411 | 0-28 | 0-24 | 0-26 | SN74104 | 1-07 | 1-04 | 1-04 | 1-04 | 0-97 | 0-97 | 0-97 |
| SN7412 | 0-29 | 0-24 | 0-26 | SN74105 | 1-07 | 1-04 | 1-04 | 1-04 | 0-97 | 0-97 | 0-97 |
| SN7413 | 0-28 | 0-24 | 0-26 | SN74107 | 0-44 | 0-42 | 0-42 | 0-42 | 0-40 | 0-40 | 0-40 |
| SN7414 | 0-48 | 0-44 | 0-42 | SN74110 | 0-51 | 0-59 | 0-59 | 0-59 | 0-56 | 0-56 | 0-56 |
| SN7415 | 0-48 | 0-44 | 0-42 | SN74111 | 1-98 | 1-27 | 1-27 | 1-27 | 1-21 | 1-21 | 1-21 |
| SN7416 | 0-48 | 0-44 | 0-42 | SN74118 | 1-10 | 1-05 | 1-05 | 1-05 | 0-99 | 0-99 | 0-99 |
| SN7420 | 0-17 | 0-18 | 0-13 | SN74119 | 1-40 | 1-38 | 1-38 | 1-38 | 1-21 | 1-21 | 1-21 |
| SN7422 | 0-55 | 0-58 | 0-50 | SN74121 | 0-44 | 0-41 | 0-41 | 0-41 | 0-38 | 0-38 | 0-38 |
| SN7423 | 0-55 | 0-58 | 0-50 | SN74122 | 1-54 | 1-49 | 1-49 | 1-49 | 1-21 | 1-21 | 1-21 |
| SN7425 | 0-55 | 0-58 | 0-50 | SN74123 | 3-08 | 2-97 | 2-97 | 2-97 | 2-86 | 2-86 | 2-86 |
| SN7426 | 0-50 | 0-48 | 0-44 | SN74141 | 0-74 | 0-71 | 0-71 | 0-71 | 0-64 | 0-64 | 0-64 |
| SN7427 | 0-50 | 0-48 | 0-44 | SN74145 | 1-65 | 1-54 | 1-54 | 1-54 | 1-43 | 1-43 | 1-43 |
| SN7428 | 0-77 | 0-72 | 0-68 | SN74150 | 3-80 | 3-67 | 3-67 | 3-67 | 3-56 | 3-56 | 3-56 |
| SN7430 | 0-17 | 0-18 | 0-13 | SN74151 | 1-10 | 1-05 | 1-05 | 1-05 | 0-99 | 0-99 | 0-99 |
| SN7432 | 0-50 | 0-46 | 0-44 | SN74153 | 1-82 | 1-81 | 1-81 | 1-81 | 1-78 | 1-78 | 1-78 |
| SN7433 | 0-50 | 0-46 | 0-44 | SN74154 | 1-88 | 1-87 | 1-87 | 1-87 | 1-78 | 1-78 | 1-78 |
| SN7435 | 0-88 | 0-83 | 0-77 | SN74154 | 1-88 | 1-87 | 1-87 | 1-87 | 1-78 | 1-78 | 1-78 |
| SN7436 | 0-50 | 0-46 | 0-44 | SN74155 | 1-84 | 1-83 | 1-83 | 1-83 | 1-78 | 1-78 | 1-78 |
| SN7438 | 0-71 | 0-68 | 0-66 | SN74156 | 1-54 | 1-43 | 1-43 | 1-43 | 1-38 | 1-38 | 1-38 |
| SN7439 | 0-71 | 0-68 | 0-66 | SN74157 | 2-09 | 1-98 | 1-98 | 1-98 | 1-78 | 1-78 | 1-78 |
| SN7440 | 0-17 | 0-16 | 0-13 | SN74160 | 1-98 | 1-87 | 1-87 | 1-87 | 1-78 | 1-78 | 1-78 |
| SN7441 | 0-74 | 0-71 | 0-64 | SN74161 | 1-98 | 1-87 | 1-87 | 1-87 | 1-78 | 1-78 | 1-78 |
| SN7442 | 3-74 | 3-71 | 3-64 | SN74162 | 4-40 | 4-13 | 4-13 | 4-13 | 3-85 | 3-85 | 3-85 |
| SN7443 | 1-48 | 1-38 | 1-33 | SN74163 | 4-40 | 4-13 | 4-13 | 4-13 | 3-85 | 3-85 | 3-85 |
| SN7444 | 1-48 | 1-38 | 1-33 | SN74164 | 4-40 | 4-13 | 4-13 | 4-13 | 3-85 | 3-85 | 3-85 |
| SN7445 | 1-98 | 1-95 | 1-93 | SN74165 | 2-42 | 2-37 | 2-37 | 2-37 | 2-31 | 2-31 | 2-31 |
| SN7446 | 1-07 | 1-04 | 0-97 | SN74165 | 2-42 | 2-37 | 2-37 | 2-37 | 2-31 | 2-31 | 2-31 |
| SN7447 | 1-10 | 1-07 | 1-05 | SN74166 | 3-85 | 3-68 | 3-68 | 3-68 | 3-30 | 3-30 | 3-30 |
| SN7448 | 1-10 | 1-07 | 1-05 | SN74174 | 2-53 | 2-42 | 2-42 | 2-42 | 2-31 | 2-31 | 2-31 |
| SN7450 | 0-17 | 0-18 | 0-13 | SN74175 | 2-76 | 2-65 | 2-65 | 2-65 | 2-54 | 2-54 | 2-54 |
| SN7451 | 0-17 | 0-18 | 0-13 | SN74176 | 2-76 | 2-65 | 2-65 | 2-65 | 2-54 | 2-54 | 2-54 |
| SN7453 | 0-17 | 0-18 | 0-13 | SN74177 | 2-75 | 2-64 | 2-64 | 2-64 | 2-53 | 2-53 | 2-53 |
| SN7454 | 0-17 | 0-18 | 0-13 | SN74180 | 2-20 | 1-76 | 1-76 | 1-76 | 1-54 | 1-54 | 1-54 |
| SN7460 | 0-17 | 0-18 | 0-13 | SN74181 | 6-05 | 5-60 | 5-60 | 5-60 | 5-23 | 5-23 | 5-23 |
| SN7470 | 0-38 | 0-29 | 0-27 | SN74182 | 2-20 | 1-88 | 1-88 | 1-88 | 1-78 | 1-78 | 1-78 |
| SN7472 | 0-32 | 0-29 | 0-27 | SN74184 | 3-55 | 3-53 | 3-53 | 3-53 | 3-30 | 3-30 | 3-30 |
| SN7473 | 0-41 | 0-33 | 0-35 | SN74190 | 3-15 | 2-99 | 2-99 | 2-99 | 2-04 | 2-04 | 2-04 |
| SN7474 | 0-41 | 0-39 | 0-35 | SN74191 | 2-09 | 2-04 | 2-04 | 2-04 | 1-94 | 1-94 | 1-94 |
| SN7475 | 0-50 | 0-48 | 0-46 | SN74192 | 2-16 | 2-06 | 2-06 | 2-06 | 2-04 | 2-04 | 2-04 |
| SN7476 | 0-44 | 0-43 | 0-43 | SN74193 | 2-20 | 1-98 | 1-98 | 1-98 | 1-93 | 1-93 | 1-93 |
| SN7480 | 0-74 | 0-71 | 0-64 | SN74194 | 2-97 | 2-86 | 2-86 | 2-86 | 2-75 | 2-75 | 2-75 |
| SN7481 | 1-38 | 1-27 | 1-21 | SN74195 | 2-20 | 2-16 | 2-16 | 2-16 | 2-04 | 2-04 | 2-04 |
| SN7482 | 0-98 | 0-85 | 0-84 | SN74196 | 1-98 | 1-87 | 1-87 | 1-87 | 1-78 | 1-78 | 1-78 |
| SN7483 | 1-21 | 1-16 | 1-05 | SN74197 | 2-98 | 2-87 | 2-87 | 2-87 | 2-76 | 2-76 | 2-76 |
| SN7484 | 1-10 | 1-05 | 0-99 | SN74198 | 6-05 | 5-80 | 5-80 | 5-80 | 4-85 | 4-85 | 4-85 |
| SN7485 | 3-98 | 3-85 | 3-74 | SN74199 | 6-05 | 5-80 | 5-80 | 5-80 | 4-85 | 4-85 | 4-85 |

BI-PAK DO IT AGAIN!

50W pk 25w (RMS)

0.1% DISTORTION!
HI-FI AUDIO AMPLIFIER

THE AL50

* Frequency Response 15Hz to ONLY 100,000—1dB.

* Load—3, 4, 8 or 16 ohms.

* Distortion—better than 0.1% at 1KHZ.

* Signal to noise ratio 80dB.

ONLY **£3.58** each

* Supply voltage 10-35 Volts.

* Overall size 63mm x 105mm x 13mm.

Tailor made to the most stringent specifications using top quality components and incorporating the latest solid state circuitry and ALSO was conceived to fill the need for all your A.F. amplification needs.
FULLY BUILT—TESTED—GUARANTEED.

STABILISED POWER MODULE SPM80



AP80 is especially designed to power 2 of the AL50 Amplifiers, up to 15 watt (r.m.s.) per channel simultaneously. This module embodies the latest components and circuit techniques incorporating complete short circuit protection. With the addition of the Mains Transformer MT60, the unit will provide outputs of up to 1.5 amps at 35 volts. Size: 65mm x 165mm x 80mm.

These units enable you to build Audio Systems of the highest quality at a hitherto unobtainable price. Also ideal for many other applications including:—Discos Systems, Public Address, Intercom Units, etc. Handbook available, 10p PRICE £3.25

TRANSFORMER BMT80 £2.15 p. & p. 28p

STEREO PRE-AMPLIFIER TYPE PA100

Built to a specification and NOT a price, and yet still the greatest value on the market, the PA100 stereo pre-amplifier has been conceived from the latest circuit techniques. Designed for use with the AL50 power amplifier system, this quality made unit incorporates no less than eight silicon planar transistors, two of these are specially selected low noise NPN devices for use in the input stages. Three switched stereo inputs, and rumble and scratch filters are features of the PA100, which also has a STEREO/MONO switch, volume, balance and continuously variable bass and treble controls.

SPECIFICATION

Frequency Response 20Hz — 20kHz ± 1dB
Harmonic Distortion better than 0.1%
Inputs: 1. Tape Head
2. Radio, Tuner
3. Magnetic P.U.
All input voltages are for an output of 250mV. Tape and P.U. inputs equalised to RIAA curve within ± 1dB from 20Hz to 20kHz.
Bass Control ± 15dB at 20Hz
Treble Control ± 15dB at 20kHz
Filters: Rumble (High Pass) 100Hz
Scratch (Low Pass) 8kHz
Signal/Noise Ratio better than — 65dB
Input overload + 26dB
Supply ± 25 volts at 20mA
Dimensions 292mm x 82mm x 36mm

ONLY £13.15

SPECIAL COMPLETE KIT COMPRISING 2 AL50's, 1 SPM80, 1 BMT80 & 1 PA100 ONLY £25.30 FREE p. & p.

All prices quoted in new pence Gira No. 388-7006

Please send all orders direct to warehouse and despatch department

BI-PAK

P.O. BOX 6, WARE · HERTS

Postage and packing add 10p. Overseas add extra for airmail
Minimum order 50p. Cash with order please

Guaranteed Satisfaction or Money Back

LINEAR I.C.'s—FULL SPEC.

| Type No. | Price | 1-24 | 25-99 | 100+ |
|---------------|-------|------|-------|------|
| BP201C—SL201C | 0-70 | 0-50 | 0-50 | 0-50 |
| BP710C—SL701C | 0-70 | 0-55 | 0-50 | 0-50 |
| BP702C—SL702C | 0-70 | 0-55 | 0-50 | 0-50 |
| BP702—72702 | 0-50 | 0-50 | 0-44 | 0-44 |
| BP709—72709 | 0-40 | 0-39 | 0-33 | 0-33 |
| BP709P—µA709C | 0-40 | 0-38 | 0-33 | 0-33 |
| BP710—72710 | 0-40 | 0-46 | 0-44 | 0-44 |
| BP711—µA711 | 0-40 | 0-48 | 0-44 | 0-44 |
| BP741—72741 | 0-55 | 0-50 | 0-45 | 0-45 |
| µA708C | 0-31 | 0-29 | 0-27 | 0-27 |
| TAA283 | 0-77 | 0-88 | 0-61 | 0-61 |
| TAA293 | 0-99 | 0-83 | 0-77 | 0-77 |
| TAA350 | 1-87 | 1-74 | 1-65 | 1-65 |
| EAI090 | 2-90 | | | |

BOOK BOTTOM PRICES

| LOGIC DTL 880 Series I.C.'s | Type | Price | 1-24 | 25-99 | 100 up |
|-----------------------------|------|-------|------|-------|--------|
| BP930 | 0-13 | 0-12 | 0-12 | 0-12 | 0-12 |
| BP932 | 0-14 | 0-13 | 0-13 | 0-13 | 0-13 |
| BP933 | 0-14 | 0-13 | 0-13 | 0-13 | 0-13 |
| BP935 | 0-14 | 0-13 | 0-13 | 0-13 | 0-13 |
| BP936 | 0-14 | 0-13 | 0-13 | 0-13 | 0-13 |
| BP944 | 0-14 | 0-13 | 0-13 | 0-13 | 0-13 |
| BP945 | 0-23 | 0-22 | 0-22 | 0-22 | 0-22 |
| BP946 | 0-13 | 0-12 | 0-12 | 0-12 | 0-12 |
| BP948 | 0-28 | 0-27 | 0-27 | 0-27 | 0-27 |
| BP951 | 0-72 | 0-68 | 0-61 | 0-61 | 0-61 |
| BP962 | 0-12 | 0-12 | 0-11 | 0-11 | 0-11 |
| BP903 | 0-44 | 0-42 | 0-39 | 0-39 | 0-39 |
| BP904 | 0-44 | 0-42 | 0-39 | 0-39 | 0-39 |
| BP907 | 0-44 | 0-42 | 0-39 | 0-39 | 0-39 |
| BP908 | 0-44 | 0-42 | 0-39 | 0-39 | 0-39 |

NUMERICAL INDICATOR TUBES

| MODEL | OD86 | GR118 | 3015F Minitron | |
|----------------------------------|-------------|-------------|----------------|--|
| Anode Voltage (V _{do}) | 176min | 175min | 5 | All indicators 0-9 + Decimal point. All slide viewing. Full data for all types available on request. |
| Cathode Current (mA) | 2-8 | 14 | 8 | |
| Numerical Height (mm) | 16 | 13 | 9 | |
| Tube Height (mm) | 47 | 32 | 32 | |
| Tube Diameter (mm) | 19 | 13 | 12 wide | |
| I.C. Driver Rec. | BP41 or 141 | BP41 or 141 | BP47 | |
| PRICE EACH | £1.87 | £1.70 | £2.00 | |

RTL MICROLOGIC CIRCUITS

| | Price each | 1-24 | 25-99 | 100 up |
|---------------------|------------|------|-------|--------|
| Epoxy TO-5 case | | | | |
| µL890 Buffer | 33p | 30p | 29p | |
| µL914 Dual 2/p | | | | |
| µL893 J-K flip-flop | 55p | 51p | 49p | |

Date and Circuits Booklet for IC's Price 8p.

DUAL IN LINE SOCKETS

| (14 & 16 Lead) | 1-24 | 25-99 | 100+ |
|------------------------------|------|-------|------|
| TS014 | 0-38 | 0-30 | 0-28 |
| TS016 16 pin type | 0-84 | 0-85 | 0-88 |
| BP814 14 pin type (low cost) | 0-17 | 0-15 | 0-12 |
| BP816 16 pin type (low cost) | 0-16 | 0-16 | 0-13 |

parts for PRACTICAL ELECTRONICS projects

After many requests, Electro Spares are now supplying lists of components for all the projects featured in "Practical Electronics", commencing with May 1973 issue. Just forward an S.A.E. (preferably 9" x 4" minimum), and state which project is of interest to you—we will forward an individually priced list of the components required.

No need to buy a full kit—you need only purchase the parts you require at any one time.

All Electro Spares supplied components are new, branded products of reputable manufacturers, and carry full makers' guarantees.

We regret we cannot supply lists for projects published before May 1973 issue.

**"ONE SOURCE" BUYING MAKES SENSE—
IT CAN SAVE YOU TIME, MONEY AND POSTAGE**

"p.e." f.m. varicap stereo tuner

Electro Spares offer a kit of high quality parts to the published specification for this remarkable tuner, featured in "Practical Electronics", May 1973.

Features include pushbutton "Spot On" tuning, with up to 5 pre-set stations (no difficult tuning dial and drive cord). Easy, "no problem" construction, requiring only a few simple setting up adjustments with a D.C. Voltmeter. Uses **NEW** pre-set modules for R.F. and I.F. circuits—no circuit alignment. High efficiency integrated circuit Phase Lock Loop Decoder for perfect stereo reception, with stereo lamp indicator. Fibre Glass P.C. Board, neat slim line cabinet, with brushed aluminium front panel, push buttons, etc., etc.

IDEAL FOR USE WITH THE "TEXAN", "P.E. GEMINI" AND ANY GOOD QUALITY STEREO AMPLIFIER.
Please send S.A.E. for full details.

"p.e. gemini" stereo amplifier

QUALITY HI-FI FOR THE HOME CONSTRUCTOR

30 Watts (R.M.S.) per Channel into 8 ohms!

Total Harmonic Distortion 0.02%!

Frequency Response (-3 dB) 20Hz — 100kHz!

We are still continuing to supply components for this fabulous amplifier, which is now recognised as practically the ultimate in High Fidelity. We know of no better unit for the home constructor, and can supply a booklet, containing full specification, complete constructional information, wiring diagrams, fault finding guide, etc., etc., price 55p plus 4p postage.

Our new, low comprehensive price list is supplied with each booklet, or supplied separately on receipt of large S.A.E.

**FOR PEOPLE WHO REQUIRE THE BEST—
IT HAS TO BE THE "p.e. gemini"**

NOTE OUR NEW ADDRESS—WITH NEW MAIL ORDER DEPARTMENT FOR QUICK EFFICIENT SERVICE.
PLEASE PAY US A CALL—VISITORS WELCOME—EASY PARKING.

Electro-Spares


288 Ecclesall Road
Sheffield S11 8PE

Tel.: Sheffield 668888

**"THE COMPONENT CENTRE
OF THE NORTH"**

PSYCHEDELIC LIGHTING UNIT IN KIT FORM

Make this fascinating three-channel unit from a kit which contains all components needed to produce a reliable and entertaining display. Takes its drive from the speaker terminals of a record player, tape recorder or portable radio. Will provide a brilliant 2kW of light, using normal 240 volt coloured lamps. Price per kit, £10.40



METAL CABINETS

These attractive steel cabinets are PVC covered in a range of colours, and offer an economically priced unit for the home constructor. The chassis, which has a white satin PVC finish, provides an easily accessible building area, with an integral fascia panel. The cabinet is supplied complete with stick-on feet.

Colours available include Green, Grey, Black, White and Blue. Every effort will be made to supply a selected colour, but please give alternatives if possible.

| Approximate size in inches | | | Price |
|----------------------------|----|----|-------|
| l. | w. | d. | |
| 8 | 6 | 3 | £1.60 |
| 11 | 6½ | 3 | £2.04 |

Other sizes to special order. Please send S.A.E. for quotation.

FIXED VOLTAGE REGULATORS

TO3 case. Gives stabilised supply. MVR 5 V, MVR 12 V, MVR15 V.
All priced at £1.65

VEROBOARD

| | 0-1 | 0-15 |
|-----------|-----|------|
| 2½ x 1in | 7p | 7p |
| 2½ x 3½in | 2p | 20p |
| 2½ x 5in | 29p | 29p |
| 3½ x 3½in | 29p | 29p |
| 3½ x 5in | 31p | 32p |

PRINTED CIRCUIT CAPACITORS

Electrolytic, low voltage, small size. Available in the following uF/V. 0-47/63, 1/63, 2-2/63, 4-7/40, 10/63, 22/40, 100/10, 9p each; 47/40, 100/63, 220/40, 470/16, 15p each; 1,000/16, 18p each.

Our CATALOGUE, priced at 25p post free, shows the majority of the R.S. range of professional components. Most are available by return of post. Prices include VAT. All orders over 50p POST FREE. S.A.E. with all queries please.

CELETRON-E

P.O. Box No. 1, Llantwit Major, Glamorgan, Wales CF6 9YN



become a RADIO-AMATEUR!

learn how to become a radio-amateur in contact with the whole world. We give skilled preparation for the G.P.O. licence

RATY

free!

Brochure, without obligation to:

BRITISH NATIONAL RADIO & ELECTRONICS SCHOOL
P.O. BOX 156, JERSEY

NAME: _____ EB73

ADDRESS: _____

_____ BLOCK CAPS please

Build yourself a TRANSISTOR RADIO

WITH AFTER SALES SERVICE

ROAMER 10 WITH VHF INCLUDING AIRCRAFT

10 TRANSISTORS, 9 TUNABLE WAVEBANDS, MW1, MW2, LW, SW1, SW2, SW3, TRAWLER BAND, VHF AND LOCAL STATIONS ALSO AIRCRAFT BAND.

Built-in ferrite rod aerial for MW/LW. Retractable, chrome plated 7 section telescopic aerial, can be angled and rotated for peak short wave and VHF listening. Push-pull output using 600mW transistors. Car Aerial and tape record sockets, 10 transistors plus 3 diodes. Fine tone moving coil speaker. Ganged tuning condenser with VHF section. Separate coil for Aircraft Band. Volume/on/off, wave change and tone controls. Attractive case in black with silver blocking. Size 9in x 7in x 4in.

Easy to follow instructions and diagrams. Parts price list and easy build plans 30p (FREE with parts).

TOTAL BUILDING COSTS

£9.35


P.P. & INS. 52p
(OVERSEAS P. & P. £1.05)



ROAMER EIGHT

Mk. I

NOW WITH VARIABLE TONE CONTROL




7 TUNABLE WAVEBANDS: MW1, MW2, LW, SW1, SW2, SW3 AND TRAWLER BAND. Built-in ferrite rod aerial for MW and LW. Retractable chrome plated telescopic aerial for short waves. Push-pull output using 600mW transistors. Car aerial and tape record sockets. Selectivity switch. 8 transistors plus 3 diodes. Fine tone moving coil speaker. Air spaced ganged tuning condenser. Volume/on/off, tuning, wave change and tone controls. Attractive case in rich chestnut shade with gold blocking. Size 9in x 7in x 4in approx. Easy to follow instructions and diagrams. Parts price list and easy build plans 25p (FREE with parts).

TOTAL BUILDING COSTS **£7.68** P.P. & INS. 47p
(OVERSEAS P. & P. £1.05)

ROAMER SEVEN


Mk. IV



7 TUNABLE WAVEBANDS: MW1, MW2, LW, SW1, SW2, SW3 AND TRAWLER BAND. Extra medium waveband provides easier tuning of Radio Luxembourg, etc. Built-in ferrite rod aerial for MW and LW. Retractable 4 section 2 1/2in chrome plated telescopic aerial for SW. Socket for car aerial. Powerful push-pull output. 7 transistors and 2 diodes, including micro-alloy R.F. transistors. Fine tone moving coil speaker. Air spaced ganged tuning condenser. Volume/on/off, tuning and wave change controls. Attractive case with carrying handle. Size 9in x 7in x 4in approx. Easy to follow instructions and diagrams. Parts price list and easy build plans 25p (FREE with parts).

TOTAL BUILDING COSTS **£6.58** P.P. & INS. 47p
(OVERSEAS P. & P. £1.05)


ROAMER SIX



6 TUNABLE WAVEBANDS: MW, LW, SW1, SW2, TRAWLER BAND PLUS AN EXTRA MW BAND FOR EASIER TUNING OF LUXEMBOURG, ETC. Sensitive ferrite rod aerial and telescopic aerial for short waves. 5in speaker. 8 stages—6 transistors and 3 diodes including micro-alloy R.F. transistors, etc. Attractive black case with red grille, dial and black knobs with polished metal inserts. Size 9in x 4 1/2in x 2 1/2in approx. Easy build plans and parts price list 25p (FREE with parts).

TOTAL BUILDING COSTS **£4.38** P.P. & INS. 31p
(OVERSEAS P. & P. £1.05)


POCKET FIVE



3 TUNABLE WAVEBANDS: MW, LW, TRAWLER BAND WITH EXTENDED MW BAND FOR EASIER TUNING OF LUXEMBOURG, ETC. 7 stages—5 transistors and 2 diodes, super-sensitive ferrite rod aerial, fine tone moving coil speaker. Attractive black and gold case. Size 5 1/2in x 1 1/2in x 3 1/2in. Easy build plans and parts price list 10p (FREE with parts).

TOTAL BUILDING COSTS **£2.50** P.P. & INS. 24p
(OVERSEAS P. & P. 65p)

TRANSONA FIVE




5 TRANSISTORS AND 2 DIODES

3 TUNABLE WAVE BANDS: MW, LW AND TRAWLER BAND. 7 stage—5 transistors and 2 diodes, ferrite rod aerial, tuning condenser, volume control, fine tone moving coil speaker. Attractive case with red speaker grille. Size 5 1/2in x 4 1/2in x 1 1/2in. Easy build plans and parts price list 10p (FREE with parts).

TOTAL BUILDING COSTS **£2.75** P.P. & INS. 25p
(OVERSEAS P. & P. 65p)


TRANS EIGHT



8 TRANSISTORS AND 3 DIODES

6 TUNABLE WAVEBANDS: MW, LW, SW1, SW2, SW3 AND TRAWLER BAND. Sensitive ferrite rod aerial for MW and LW. Telescopic aerial for short waves. 3in speaker. 8 improved type transistors plus 3 diodes. Attractive case in black with red grille, dial and black knobs with polished metal inserts. Size 9in x 4 1/2in x 2 1/2in approx. Push-pull output. Battery economiser switch for extended battery life. Ample power to drive a larger speaker. Parts price list and easy build plans 25p (FREE with parts).

TOTAL BUILDING COSTS **£4.95** P.P. & INS. 33p
(OVERSEAS P. & P. £1.05)



"EDU-KIT"

BUILD RADIOS, AMPLIFIERS, ETC., FROM EASY TO FOLLOW DIAGRAMS. FIVE UNITS INCLUDING MASTER UNIT TO CONSTRUCT. Components include: Tuning Condenser: 2 Volume Controls: 2 Slider Switches: Fine tone moving coil Speaker: Terminal Strip: Ferrite Rod Aerial: 2 Plugs and Sockets: Battery Clips: 4 Tag Boards Balanced Armature Unit: 10 Transistors: 4 Diodes: Resistors: Capacitors: Three 1/2in Knobs. Units once constructed are detachable from Master Unit, enabling them to be stored for future use. Ideal for Schools, Educational Authorities and all those interested in radio construction. Parts price list and easy build plans 25p (FREE with parts).

ALL PARTS INCLUDING CASE AND PLANS **£6.05** P.P. & INS. 33p
(OVERSEAS P. & P. £1.05)

RADIO EXCHANGE LTD

61a HIGH ST., BEDFORD MK40 1SA. Tel. 0234 52367
Reg. no. 788372

I enclose £..... please send items marked

| | | | |
|---------------|--------------------------|--------------|--------------------------|
| ROAMER TEN | <input type="checkbox"/> | ROAMER SEVEN | <input type="checkbox"/> |
| ROAMER EIGHT | <input type="checkbox"/> | TRANS EIGHT | <input type="checkbox"/> |
| TRANSONA FIVE | <input type="checkbox"/> | ROAMER SIX | <input type="checkbox"/> |
| POCKET FIVE | <input type="checkbox"/> | EDU-KIT | <input type="checkbox"/> |

Parts price list and plans for.....

Name

Address

P.E. 55

FULL AFTER SALES SERVICE ★ Callers side entrance "Lavelle" Shop
★ Open 10-1, 2.30-4.30 Monday-Friday, 9-12 Saturday
★ PLEASE NOTE: ALL PRICES INCLUDE V.A.T.



UNISOUND FOR THE NEW SOUND

AT
£26.12
INC.
VAT

It's the RT-VC system that screws together to save you pounds! Unisound comprises two superb speakers and an amplifier/record deck plinth—all beautifully finished in simulated teak. The stereo amplifier (4 watts per channel into 8 ohms) is based on the famous Mullard Unilux system brought up-to-date by RTVC using integrated circuits. Turntable is the proven Garrard 2025TC complete with stereo cartridge and tinted acrylic cover. Speakers are big EMI Twin-cone units all ready for mounting in their elegant cabinets, which simply need screwing and gluing together. Easy step-by-step instructions. £26.12 complete plus £1.40 packing + £1.40 post. Diamond Stylus £1.37 extra. Stereo headphones with adaptor £4.40 extra. Send for leaflet.

AN RTVC EXCLUSIVE DESIGN




UNISOUND MODULES ONLY £7.64 + 55p. p. & p.

For the man who wants to design his own stereo—here's your chance to start, with Unisound—pre-amp, power amplifier and control panel. No soldering—just simply screw together. 4 watts per channel into 8 ohms. Inputs: 120mV (for ceramic cartridge). The heart of Unisound is high efficiency I.C. monolithic power chips which ensure very low distortion over the audio spectrum.

VISCOUNT III—Now 20 Watts

If you can solder on printed circuit board you can build this push-button car radio kit. It's simple—just follow the step-by-step instructions.

THE TOURIST PUSH-BUTTON CAR RADIO KIT AN INCREDIBLE BUY ONLY FROM **RTVC**



* Circuit diagram and comprehensive instructions 55p free with parts.

* Fully retractable and lockable car aerial £1 post paid.

CAR RADIO KIT £6.60 p. and p. 55p. Speaker with baffle and fixing strips £1.27p p. & p., post free if bought with the kit. Send stamped addressed envelope for leaflet.

The Tourist PB is suitable for 12 volt working on both negative and positive earth vehicles. It covers the full medium and long wave bands. It is permeability tuned and sturdily constructed. Output is a full 2.5 watts into an 8 ohms speaker. But the Tourist PB will operate into any loud-speaker from 8 to 15 ohms.

Apart from the output stage, which is an integrated circuit, the only other electronic components that need soldering are some capacitors, resistors, etc. The kit includes a pre-built RF tuner unit, and fully modulated IF stages which are pre-aligned before despatch. As well as electronic components this kit also contains 2 diamond-spun aluminium knobs, elegant matching front panel, dial, washers, screws and wire.

The Tourist PB can be mounted in any standard size dash panel and it has an illuminated tuning scale. Chassis size is: 7in wide, 2in high and 4½ in deep.



RELIANT Mk IV

*5 Electrically Mixed inputs. *3 Individual Mixing controls. *Separate bass and treble controls common to all 5 inputs. *Mixer employing F.E.T. (Field Effect Transistors). *Solid State Circuitry. *Attractive Styling. **INPUTS 1.** Crystal Mic or Guitar 9mV. **2.** Moving coil Mic. or Guitar 8mV. **Inputs 3, 4 & 5** are suitable for a wide range of medium output equipment (Gram. Tuner, Monitor, Organ, etc.) All 250mV sensitivity. Output 20 watts into 8 ohms (suitable for 15 ohms). Size approx. 12½ x 6 x 3½ ins.


£13.50 p. & p. 60p

SOUND 50

45 WATT MONO AMPLIFIER. Ideal for Disco. Output Power: 45 watts R.M.S. (Sine Wave) Frequency Response 3dB points 30Hz and 18KHz. Total Distortion: less than 2% at rated output. Signal to noise ratio: better than 60dB. Bass Control Range: 13dB at 60Hz. Treble Control Range: 12dB at 10KHz. Inputs: 4 inputs at 5mV into 470K. Each pair of inputs controlled by separate volume control. 2 inputs at 200mV into 470K. Size: 19½ x 10½ x 8ins. Amplifier £31.35 plus £1.65 p. and p.



£31.35 (inc. VAT)



PE TAPE LINK CONSTRUCTORS Suitable 3 speed deck, less heads. Can be used on AC mains. Unused store soiled hence warranty. **£4.00** p. & p.

ALL PRICES INCLUDE VAT

Watts per channel RMS

VISCOUNT III AUDIO SYSTEM £49 COMPLETE

20 + 20W r.m.s. 40Hz to 40kHz ± 3dB. Total distortion at 10W at 1kHz—0.1%. This is real value for money! We have designed 2 systems and the heart of them both is the Viscount III amplifier. A unit of great eye appeal with teak finished cabinet. FET's (Field effect, transistors) are incorporated on the input stages, just like top priced units. FET's give you more of the signal you want and almost none of the hiss you don't. Both units have output sockets for headphones and tape recorder.

For both systems we have chosen the famous Garrard SP25 Mk. III deck, with fitted magnetic cartridge, which comes complete with simulated teak plinth and tinted acrylic cover.

The exclusive Duo loudspeaker systems are incomparable for quality within their price range. Large speakers in extremely substantial cabinets. There's a choice of the Duo II's for the smaller room or the big Duo III's for real bass response.

PRICES: SYSTEM I



| | |
|--|----------------------|
| Viscount III R 101 amplifier | £24.20 + £1 p & p |
| 2 Duo Type II speakers | £14.00 + £2.20 p & p |
| Garrard SP25 Mk. III with MAG. cartridge plinth & cover | £18.00 + £1.75 p & p |
| total | £56.20 |

Available complete for only **£49.00**
£3.50 p. & p.

PRICES: SYSTEM 2

| | |
|--|----------------------|
| Viscount R 101 amplifier | £24.20 + £1 p & p |
| 2 Duo Type III speakers | £32.00 + £3.30 p & p |
| Garrard SP25 Mk. III with MAG. cartridge plinth & cover | £18.00 + £1.75 p & p |
| total | £74.20 |

Available complete for **£65.00**
£4 p. & p.



SPEAKERS: Duo Type II Size approx. 17in x 10½in x 6½in. Drive unit 13in x 8in with parasitic meter. Max. power 10 watts 8 ohms. Simulated Teak cabinet. **£14.00** a pair (inc. VAT), **£2.20 p. & p.**
Duo Type III Size approx. 23½in x 11½in x 9½in. Drive unit 13in x 8in with HF speaker. Max. power 20 watts, 8 ohms. Freq. range 20Hz to 20kHz. Teak veneer cabinet. **£32.00** a pair (inc. VAT) + **£3.30 p. & p.**
SPECIFICATION R102: 20 watts per channel into 8 ohms (suitable 8-16 ohms.) Total distortion at 1V at 1kHz at 0.1%. P.U.1 (for ceramic cartridges) 180mV into 3 Meg. P.U.2 (for magnetic cartridges) 1V at 1kHz into 47K equalised within 1dB R.I.A.A. Radio 180mV into 220K. (Sensitivities given at full ver.) Tape out facilities: headphone socket, power out 250mW per channel. Signal-to-noise ratio: controls at max.) 58dB. Cross talk better than -40dB on all inputs. Size approx. 13½in x 9in x 4in. Send S.A.E. for fully illustrated brochure. 12 months' written guarantee.

ONLY FROM US

HOURS OF OPENING: Acton—Mon.—Sat. 9.30-5.
Closed all day Wed.
Ware Rd.—Mon.—Sat. 9.30-5. Closed all day Thurs.

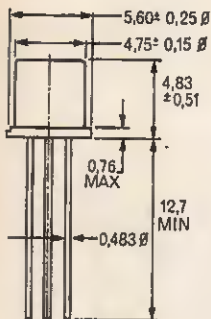
VISIT OUR SHOWROOMS **RTVC**
Radio and TV Components (Acton) Ltd.
21d High Street, Acton, London W3 6NG
323 Edgware Road, London W2
Mail orders to Acton. Terms C.W.O.
Goods not despatched outside U.K.
All enquiries S.A.E.

TERMS Retail mail order subject to £1.00 minimum order.
Cash with order only. Trade and educational establishments
M/AC on application (minimum £5.00).
Postage 10p inland, 25p, Europe.
GUARANTEE: All goods carry full manufacturer's
warranty. Get in touch today for a complete
run-down of devices available from SCS (include SAE).



SCS COMPONENTS, P.O. Box 26,
Wembley, Middlesex HA0 1YY
The 'Professional' Amateur Supplier

device of the month ZN414

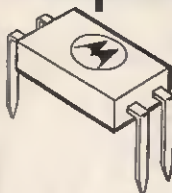


The Ferranti ZN414 is a complete a.m. radio circuit which operates from 1.1 to 1.8 volts and requires only battery, earphones and antenna plus a tuning capacitor and two decoupling capacitors. The ZN414 features: medium and long waveband, good stability on assembly, no setting up of IF coils, plus much more.

a complete a.m radio circuit for just

£1.20
+
VAT

compatible device MFC 4000B



The Motorola 1/4-Watt Audio Amplifier is designed for the output stage of battery powered portable radios.

- * 250 mW of Audio Output Power
- * Low Standby Current—3.5 mA typical
- * Low Harmonic Distortion
- * Reduces Component Count in Portable Radios by Two Transformers and Two Transistors
- * Eliminates Costly Component Matching Requirements

motorola 1/4 watt
audio amplifier
MFC 4000

50p
+
VAT

FIRST TIME EVER at £42.50. Solartron CD7152 Double Beam Oscilloscope d.c.—9MHz; 3mV/cm; trigger delay; crystal calibrator; 4in flat faced tube. In good working condition. Carriage £1.50.
HARTLEY TYPE 13A. ONLY £18. Double Beam Oscilloscope. TB2Hz—750kHz. Band width 5-5MHz. Sensitivity 33mV/cm. Calibration markers 100kHz and 1MHz. A completely reliable general purpose oscilloscope. Supplied with CIRCUIT DIAGRAM and Mains lead. Carr. £1.50.
As above. Complete with all accessories. £25. Carr. £1.50. Many other oscilloscopes available.

GRATICULES. 12cm x 14cm in High Quality plastic. 30p each. P. & P. 5p.

MODERN TELEPHONES type 706. Two tone grey, £3.75 each. The same but black, £2.75 each. P. & P. 25p each.

Also **TOPAZ YELLOW £4.50** each. P. & P. 25p.
STANDARD GPO DIAL TELEPHONE (black) with internal bell, 87p each. P. & P. 50p. Two for £1.50. P. & P. 75p. All telephones complete with bell and dial.

20Hz to 200kHz WB SINE AND SQUARE GENERATOR. Four ranges. Independent amplitude controls, thermistor stabilized. Ready to use. 9V supply required. £6.85 each. P. & P. 25p. (Not cased, not calibrated.)

WOBBULATOR. Sweeps 8 to 45MHz ready to use. 6.3V a.c. required. £9 each. P. & P. 25p. (Not cased, not calibrated.)

CAPACITOR PACK. 50 Brand new components only 50p. P. & P. 17p.
5 MOVING COIL METERS various. £2. P. & P. 37p.

PLEASE ADD 10% V.A.T.

OPEN 9 a.m. to 7.30 p.m. ANY DAY

CHILTMHEAD LTD

7/9 ARTHUR ROAD, READING, BERKS.
(rear Tech. Collage) Tel.: Reading 562605/65916

POTS—10 different values. Brand new—50p. P. & P. 17p.
COMPONENT PACK consisting of 2:2 pole 2 amp push on/off switches; 4 pots, various, brand new; 250 resistors 1/2 and 1/4 watt, many high scale, etc. Fine value at 50p per pack. P. & P. 17p.
P.C.B. PACKS & D. Quantity 25qft—no tiny pieces. 50p plus P. & P. 20p.

FIBRE GLASS as above £1 plus P. & P. 20p.
5 CRYSTALS 70 to 90kHz. Our choice, 50p. P. & P. 15p. Matched pairs, 50p per pair. P. & P. 15p.

TRIMMER PACK. 2 Twin 50/200pF ceramic; 2 Twin 10/60pF ceramic; 2 min. strip with 4 preset 5/20pF on each; 3 air spaced preset 30/100pF on ceramic base. ALL BRAND NEW, 25p the lot. P. & P. 10p.

ELECTRONIC TIMER UNITS—wall or bench mounting—2 Hybrid timer boards may be removed leaving excellent 12V battery charger; d.c. Power supply, etc. Price only £2.50 incl. carriage.
LIGHT EMITTING DIODES (Red) from Hewlett-Packard. Brand New 38p each. Holder 1p each. Information 5p.

PHOTOCELL equ. OCP71, 13p each.

PHOTO-RESIST type Clare 703. Two for 50p.

AMERICAN OSCILLOSCOPE type USM24. A 10 meg scope—all min. valves complete with circuit diagram. Mains input 115 volt 50 cycles therefore £20. Carr. £1.50.
MOTOR MIN. SYNCHRONOUS. Size 1 1/2" x 2" x 3", 240V operation, 3.6 RPM, 25p each. P. & P. 5p.

DELIVERED TO YOUR DOOR 1 cwt of Electronic Scrap chassis, boards, etc. No Rubbish. FOR ONLY £3.50.

P.E. SOUND SYNTHESISER



SIMPLY SEND EXACT DETAILS OF NAME AND NUMBER COPIED FROM THE FACE OF YOUR ACCESS CARD AND LEAVE THE REST TO US.

mini D.I.L.

741's

32p each

MAINS TRANSFORMER

2 x 30v SEC
WINDINGS @ 750mA
£3.75 each

We stock a full range of professional quality components as specified for this exciting project and many prices are down.

2% M.O. resistors now 3.2p ea. 5% low noise carbon film 1.8p ea. Cermet presets now 37.5p ea. Full range of capacitors—Ceramic, Electrolytic, Polyester, Styrene, Carbonate, Silver Mica, etc. Modular hardware kits; Dual-Rail Regulated Power Supplies; Individual component/module kits from date of publication. P.C.B. for the exciting 'Hutchinson' aerials.

Tone Control Module. Suppliers of 'Maxview' aerials. Send 4p stamp for up-to-date lists. Attractive discounts on quantity purchases.

EATON AUDIO P.O. Box No. 3, ST. NEOTS HUNTINGDON PE19 3JB

TERMS: MAIL ORDER ONLY. C.W.O. Cheques or crossed P.O. payable to Eaton Audio. Minimum order £2. Where P. & P. charges are not shown please add 10p in the £1 to orders under £5. Orders over £5 will be sent free of P. & P. All prices subject to V.A.T.

MAIL ORDERS: Some items have a postage and handling charge shown against them. Where p. & p. is not shown the charge is 13p for any selection. When both classes of goods are ordered the charge is 13p plus any p. & p. charges shown. (Overseas extra). Telephone 01-692 4412.

GARLAND BROS. LTD.

DEPTFORD BROADWAY, LONDON, SE8 4QN

ALL PRICES SHOWN INCLUDE V.A.T.

SWITCHES

Standard toggle switches: SW20—S.P.S.T., 20p; SW21—D.P.D.T., 25p.
Miniature toggle switches: SW18—S.P.S.T., 51p; SW19—D.P.D.T., 64p.
Slider switches: SW3—D.P.D.T., 15p.
Miniature push button: SW1—S.P., 14p.
Foot operated switch: SW12—S.P.S.T., 46p.
Door switch: SW14—S.P. Press for off, 20p.
Wafer switches (rotary)—26p each.
SW4—1 pole, 12 way.
SW5—2 pole, 6 way.
SW6—3 pole, 4 way.
SW7—4 pole, 2 way.
SW8—4 pole, 3 way.



GROOV-KLEEN

de luxa model 42, £1.63.



CRYSTAL MICROPHONE

A very neat, sensitive microphone for hand or cable use. Complete with lead and 3.5 mm plug. £1.00.



PRE-AMPLIFIER

for mics. or guitars. On printed panel complete with standard jack socket, 9V d.c. Input 50 k Ω . Connection data supplied, 70p.

LAMP FLASHERS 240V

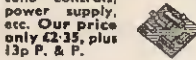
Connect in series with lamp supply to flash action, once per second.

Type B: 100W, 44p.
Type C: 500W, £1.36.



EA 1000 BARGAIN

This popular 3W amplifier complete with comprehensive data book showing circuits for mono., stereo, tone controls, power supply etc. Our price only £2.35, plus 13p P. & P.



PANEL NEON INDICATORS 240V

N1—Round, 9mm diameter, 33p.
N2—Round, 18mm diameter, 28p.
N3—Oblong, 31 x 7mm, 32p.

CASSETTE ACCESSORIES

Head cleaning tape, in library case, 54p.
Cassette rack with teak ends, holds 10 cassettes in library cases, 72p, plus 12p P. & P.

CONNECTING WIRE PACK

Contains 30 feet of stranded wire, 5 colours per pack, 11p.

RESISTORS

Carbon film All 5%, high-stability, E12 values. 1W, 1/2W, 1/4W, 1/8W, 1/10W, 1/15W, 1/20W, 1/30W, 1/40W, 1/50W, 1/60W, 1/70W, 1/80W, 1/90W, 1/100W, 1/120W, 1/150W, 1/200W, 1/250W, 1/300W, 1/400W, 1/500W, 1/600W, 1/800W, 1/1000W, 1/1200W, 1/1500W, 1/2000W, 1/2500W, 1/3000W, 1/4000W, 1/5000W, 1/6000W, 1/8000W, 1/10000W, 1/12000W, 1/15000W, 1/20000W, 1/25000W, 1/30000W, 1/40000W, 1/50000W, 1/60000W, 1/80000W, 1/100000W, 1/120000W, 1/150000W, 1/200000W, 1/250000W, 1/300000W, 1/400000W, 1/500000W, 1/600000W, 1/800000W, 1/1000000W, 1/1200000W, 1/1500000W, 1/2000000W, 1/2500000W, 1/3000000W, 1/4000000W, 1/5000000W, 1/6000000W, 1/8000000W, 1/10000000W, 1/12000000W, 1/15000000W, 1/20000000W, 1/25000000W, 1/30000000W, 1/40000000W, 1/50000000W, 1/60000000W, 1/80000000W, 1/100000000W, 1/120000000W, 1/150000000W, 1/200000000W, 1/250000000W, 1/300000000W, 1/400000000W, 1/500000000W, 1/600000000W, 1/800000000W, 1/1000000000W, 1/1200000000W, 1/1500000000W, 1/2000000000W, 1/2500000000W, 1/3000000000W, 1/4000000000W, 1/5000000000W, 1/6000000000W, 1/8000000000W, 1/10000000000W, 1/12000000000W, 1/15000000000W, 1/20000000000W, 1/25000000000W, 1/30000000000W, 1/40000000000W, 1/50000000000W, 1/60000000000W, 1/80000000000W, 1/100000000000W, 1/120000000000W, 1/150000000000W, 1/200000000000W, 1/250000000000W, 1/300000000000W, 1/400000000000W, 1/500000000000W, 1/600000000000W, 1/800000000000W, 1/1000000000000W, 1/1200000000000W, 1/1500000000000W, 1/2000000000000W, 1/2500000000000W, 1/3000000000000W, 1/4000000000000W, 1/5000000000000W, 1/6000000000000W, 1/8000000000000W, 1/10000000000000W, 1/12000000000000W, 1/15000000000000W, 1/20000000000000W, 1/25000000000000W, 1/30000000000000W, 1/40000000000000W, 1/50000000000000W, 1/60000000000000W, 1/80000000000000W, 1/100000000000000W, 1/120000000000000W, 1/150000000000000W, 1/200000000000000W, 1/250000000000000W, 1/300000000000000W, 1/400000000000000W, 1/500000000000000W, 1/600000000000000W, 1/800000000000000W, 1/1000000000000000W, 1/1200000000000000W, 1/1500000000000000W, 1/2000000000000000W, 1/2500000000000000W, 1/3000000000000000W, 1/4000000000000000W, 1/5000000000000000W, 1/6000000000000000W, 1/8000000000000000W, 1/10000000000000000W, 1/12000000000000000W, 1/15000000000000000W, 1/20000000000000000W, 1/25000000000000000W, 1/30000000000000000W, 1/40000000000000000W, 1/50000000000000000W, 1/60000000000000000W, 1/80000000000000000W, 1/100000000000000000W, 1/120000000000000000W, 1/150000000000000000W, 1/200000000000000000W, 1/250000000000000000W, 1/300000000000000000W, 1/400000000000000000W, 1/500000000000000000W, 1/600000000000000000W, 1/800000000000000000W, 1/1000000000000000000W, 1/1200000000000000000W, 1/1500000000000000000W, 1/2000000000000000000W, 1/2500000000000000000W, 1/3000000000000000000W, 1/4000000000000000000W, 1/5000000000000000000W, 1/6000000000000000000W, 1/8000000000000000000W, 1/10000000000000000000W, 1/12000000000000000000W, 1/15000000000000000000W, 1/20000000000000000000W, 1/25000000000000000000W, 1/30000000000000000000W, 1/40000000000000000000W, 1/50000000000000000000W, 1/60000000000000000000W, 1/80000000000000000000W, 1/100000000000000000000W, 1/120000000000000000000W, 1/150000000000000000000W, 1/200000000000000000000W, 1/250000000000000000000W, 1/300000000000000000000W, 1/400000000000000000000W, 1/500000000000000000000W, 1/600000000000000000000W, 1/800000000000000000000W, 1/1000000000000000000000W, 1/1200000000000000000000W, 1/1500000000000000000000W, 1/2000000000000000000000W, 1/2500000000000000000000W, 1/3000000000000000000000W, 1/4000000000000000000000W, 1/5000000000000000000000W, 1/6000000000000000000000W, 1/8000000000000000000000W, 1/10000000000000000000000W, 1/12000000000000000000000W, 1/15000000000000000000000W, 1/20000000000000000000000W, 1/25000000000000000000000W, 1/30000000000000000000000W, 1/40000000000000000000000W, 1/50000000000000000000000W, 1/60000000000000000000000W, 1/80000000000000000000000W, 1/100000000000000000000000W, 1/120000000000000000000000W, 1/150000000000000000000000W, 1/200000000000000000000000W, 1/250000000000000000000000W, 1/300000000000000000000000W, 1/400000000000000000000000W, 1/500000000000000000000000W, 1/600000000000000000000000W, 1/800000000000000000000000W, 1/1000000000000000000000000W, 1/1200000000000000000000000W, 1/1500000000000000000000000W, 1/2000000000000000000000000W, 1/2500000000000000000000000W, 1/3000000000000000000000000W, 1/4000000000000000000000000W, 1/5000000000000000000000000W, 1/6000000000000000000000000W, 1/8000000000000000000000000W, 1/10000000000000000000000000W, 1/12000000000000000000000000W, 1/15000000000000000000000000W, 1/20000000000000000000000000W, 1/25000000000000000000000000W, 1/30000000000000000000000000W, 1/40000000000000000000000000W, 1/50000000000000000000000000W, 1/60000000000000000000000000W, 1/80000000000000000000000000W, 1/100000000000000000000000000W, 1/120000000000000000000000000W, 1/150000000000000000000000000W, 1/200000000000000000000000000W, 1/250000000000000000000000000W, 1/300000000000000000000000000W, 1/400000000000000000000000000W, 1/500000000000000000000000000W, 1/600000000000000000000000000W, 1/800000000000000000000000000W, 1/1000000000000000000000000000W, 1/1200000000000000000000000000W, 1/1500000000000000000000000000W, 1/2000000000000000000000000000W, 1/2500000000000000000000000000W, 1/3000000000000000000000000000W, 1/4000000000000000000000000000W, 1/5000000000000000000000000000W, 1/6000000000000000000000000000W, 1/8000000000000000000000000000W, 1/10000000000000000000000000000W, 1/12000000000000000000000000000W, 1/15000000000000000000000000000W, 1/20000000000000000000000000000W, 1/25000000000000000000000000000W, 1/30000000000000000000000000000W, 1/40000000000000000000000000000W, 1/50000000000000000000000000000W, 1/60000000000000000000000000000W, 1/80000000000000000000000000000W, 1/100000000000000000000000000000W, 1/120000000000000000000000000000W, 1/150000000000000000000000000000W, 1/200000000000000000000000000000W, 1/250000000000000000000000000000W, 1/300000000000000000000000000000W, 1/400000000000000000000000000000W, 1/500000000000000000000000000000W, 1/600000000000000000000000000000W, 1/800000000000000000000000000000W, 1/1000000000000000000000000000000W, 1/1200000000000000000000000000000W, 1/1500000000000000000000000000000W, 1/2000000000000000000000000000000W, 1/2500000000000000000000000000000W, 1/3000000000000000000000000000000W, 1/4000000000000000000000000000000W, 1/5000000000000000000000000000000W, 1/6000000000000000000000000000000W, 1/8000000000000000000000000000000W, 1/10000000000000000000000000000000W, 1/12000000000000000000000000000000W, 1/15000000000000000000000000000000W, 1/20000000000000000000000000000000W, 1/25000000000000000000000000000000W, 1/30000000000000000000000000000000W, 1/40000000000000000000000000000000W, 1/50000000000000000000000000000000W, 1/60000000000000000000000000000000W, 1/80000000000000000000000000000000W, 1/100000000000000000000000000000000W, 1/120000000000000000000000000000000W, 1/150000000000000000000000000000000W, 1/200000000000000000000000000000000W, 1/250000000000000000000000000000000W, 1/300000000000000000000000000000000W, 1/400000000000000000000000000000000W, 1/500000000000000000000000000000000W, 1/600000000000000000000000000000000W, 1/800000000000000000000000000000000W, 1/1000000000000000000000000000000000W, 1/1200000000000000000000000000000000W, 1/1500000000000000000000000000000000W, 1/2000000000000000000000000000000000W, 1/2500000000000000000000000000000000W, 1/3000000000000000000000000000000000W, 1/4000000000000000000000000000000000W, 1/5000000000000000000000000000000000W, 1/6000000000000000000000000000000000W, 1/8000000000000000000000000000000000W, 1/10000000000000000000000000000000000W, 1/12000000000000000000000000000000000W, 1/15000000000000000000000000000000000W, 1/20000000000000000000000000000000000W, 1/25000000000000000000000000000000000W, 1/30000000000000000000000000000000000W, 1/40000000000000000000000000000000000W, 1/50000000000000000000000000000000000W, 1/60000000000000000000000000000000000W, 1/80000000000000000000000000000000000W, 1/100000000000000000000000000000000000W, 1/120000000000000000000000000000000000W, 1/150000000000000000000000000000000000W, 1/200000000000000000000000000000000000W, 1/250000000000000000000000000000000000W, 1/300000000000000000000000000000000000W, 1/400000000000000000000000000000000000W, 1/500000000000000000000000000000000000W, 1/600000000000000000000000000000000000W, 1/800000000000000000000000000000000000W, 1/1000000000000000000000000000000000000W, 1/1200000000000000000000000000000000000W, 1/1500000000000000000000000000000000000W, 1/2000000000000000000000000000000000000W, 1/2500000000000000000000000000000000000W, 1/3000000000000000000000000000000000000W, 1/4000000000000000000000000000000000000W, 1/5000000000000000000000000000000000000W, 1/6000000000000000000000000000000000000W, 1/8000000000000000000000000000000000000W, 1/10000000000000000000000000000000000000W, 1/12000000000000000000000000000000000000W, 1/15000000000000000000000000000000000000W, 1/20000000000000000000000000000000000000W, 1/25000000000000000000000000000000000000W, 1/30000000000000000000000000000000000000W, 1/40000000000000000000000000000000000000W, 1/50000000000000000000000000000000000000W, 1/60000000000000000000000000000000000000W, 1/80000000000000000000000000000000000000W, 1/100000000000000000000000000000000000000W, 1/120000000000000000000000000000000000000W, 1/150000000000000000000000000000000000000W, 1/200000000000000000000000000000000000000W, 1/250000000000000000000000000000000000000W, 1/300000000000000000000000000000000000000W, 1/400000000000000000000000000000000000000W, 1/500000000000000000000000000000000000000W, 1/600000000000000000000000000000000000000W, 1/800000000000000000000000000000000000000W, 1/1000000000000000000000000000000000000000W, 1/1200000000000000000000000000000000000000W, 1/1500000000000000000000000000000000000000W, 1/2000000000000000000000000000000000000000W, 1/2500000000000000000000000000000000000000W, 1/3000000000000000000000000000000000000000W, 1/4000000000000000000000000000000000000000W, 1/5000000000000000000000000000000000000000W, 1/6000000000000000000000000000000000000000W, 1/8000000000000000000000000000000000000000W, 1/100W, 1/12000000000000000000000000000000000000000W, 1/15000000000000000000000000000000000000000W, 1/200W, 1/25000000000000000000000000000000000000000W, 1/300W, 1/400W, 1/500W, 1/6000000

TE-20D RF SIGNAL GENERATOR

Accurate wide range signal generator covering 120 kHz-60 MHz on 6 bands. Directly calibrated. Variable R.F. attenuator audio output, Xtal socket for calibration. 220/240V a.c. Brand new with instructions. \$15. Carr. 37p. Size 140mm x 215mm x 170mm.



TEEZ SINE SQUARE WAVE AUDIO GENERATORS


Sine: 20c/s to 200 kc/s on 4 bands. Squares: 20c/s to 30 kc/s. Output impedance 5,000 ohms. 200/250V a.c. Supplied brand new and guaranteed with instruction manual and leads. \$17.50. Carr. 37p.



"YAMABISHI" VARIABLE VOLTAGE TRANSFORMERS


Excellent quality at low cost. All models—Input 230V. 50/60 c/s. Variable output 0-250V.

MODEL S-260 GENERAL PURPOSE BENCH MOUNTING



| | |
|---------------|---------|
| 1 amp. | \$7.00 |
| 2.5 amp. | \$8.05 |
| 3 amp. | \$11.75 |
| 8 amp. | \$15.90 |
| 10 amp. | \$22.50 |
| 12 amp. | \$23.80 |
| 20 amp. | \$48.00 |
| 25 amp. | \$58.00 |
| 40 amp. | \$82.50 |

MODEL S-260B



Panel mounting

| | |
|---------------|--------|
| 1 amp. | \$7.00 |
| 2.5 amp. | \$8.05 |

Carriage and Packing Extra

AUTO TRANSFORMERS

0/115/230V. Step up or step down. Fully shrouded.

| | | |
|-------|---------|-------------|
| 80W | \$2.10 | P. & P. 18p |
| 150W | \$2.70 | P. & P. 18p |
| 300W | \$3.80 | P. & P. 23p |
| 500W | \$5.25 | P. & P. 33p |
| 1000W | \$7.60 | P. & P. 38p |
| 1500W | \$10.80 | P. & P. 43p |
| 2250W | \$17.95 | P. & P. 50p |
| 5000W | \$36.00 | P. & P. £1 |

MCA-220 AUTOMATIC VOLTAGE STABILISER

Input 88-125V a.c. or 176-250V a.c. Output 120V a.c. or 240V a.c. 200VA rating. \$11.97. Post 50p.



PS-200 REGULATED P.S.U.

Solid state. Variable output 5-20V d.c. up to 2 amp. Independent meters to monitor voltage and current. Output 220/240V a.c. Size 7 1/2in. x 3 1/2in. x 3 1/2in. \$19.95. Post 25p.



PS-1000B REGULATED POWER SUPPLY

Solid state. Output 6, 9 or 12V d.c. up to 3 amps. Meter to monitor current. Input 220/240V a.c. Size 4 1/2in. x 3 1/2in. x 6 1/2in. \$11.97. Post 25p.



230V/240V SMITHS SYNCHRONOUS GEARED MOTORS

Built in gearbox. All brand new and boxed. 30 RPH CW; 2 RPH CW; 30 RPH CCW; 2 RPH CCW; 50 RPH CW. 50p each, Post 12p.



SEW CLEAR PLASTIC PANEL METERS
USED EXTENSIVELY BY INDUSTRY, GOVT. DEPTS., EDUCATIONAL AUTHORITIES, ETC.

Over 200 ranges in stock—other ranges to order. Quantity discounts available.

Send for fully illustrated brochure.

TYPE SW.100 100mm x 80mm Fronts

| | |
|-------------|-------|
| 50µA | £4.15 |
| 50-0-50µA | £3.95 |
| 100µA | £3.95 |
| 100-0-100µA | £3.90 |
| 500µA | £3.90 |
| 1mA | £3.60 |
| 20V d.c. | £3.60 |
| 50V d.c. | £3.60 |
| 300V d.c. | £3.60 |
| 1 amp. d.c. | £3.60 |



TYPE SD.830 82.5mm x 110mm Fronts

| | |
|--------------|-------|
| 10mA | £3.10 |
| 50mA | £3.10 |
| 100mA | £3.10 |
| 500µA | £3.10 |
| 1 amp. | £3.10 |
| 5 amp. | £3.10 |
| 10 amp. | £3.10 |
| 50V d.c. | £3.10 |
| 100V d.c. | £3.10 |
| 20V d.c. | £3.10 |
| 50V d.c. | £3.10 |
| 300V d.c. | £3.10 |
| 15V a.c. | £3.10 |
| 300V a.c. | £3.10 |
| 1 amp. d.c. | £3.10 |
| 5 amp. d.c. | £3.10 |
| 10 amp. d.c. | £3.10 |
| 5V d.c. | £3.10 |
| 10V d.c. | £3.10 |
| 20V d.c. | £3.10 |
| 50V d.c. | £3.10 |
| 300V d.c. | £3.10 |
| 15V a.c. | £3.10 |
| 300V a.c. | £3.10 |
| 1 amp. d.c. | £3.10 |
| 5 amp. d.c. | £3.10 |
| 10 amp. d.c. | £3.10 |
| 5V d.c. | £3.10 |
| 10V d.c. | £3.10 |
| 20V d.c. | £3.10 |
| 50V d.c. | £3.10 |
| 300V d.c. | £3.10 |
| 15V a.c. | £3.10 |
| 300V a.c. | £3.10 |
| 1 amp. d.c. | £3.10 |
| 5 amp. d.c. | £3.10 |
| 10 amp. d.c. | £3.10 |
| 5V d.c. | £3.10 |
| 10V d.c. | £3.10 |
| 20V d.c. | £3.10 |
| 50V d.c. | £3.10 |
| 300V d.c. | £3.10 |
| 15V a.c. | £3.10 |
| 300V a.c. | £3.10 |
| 1 amp. d.c. | £3.10 |
| 5 amp. d.c. | £3.10 |
| 10 amp. d.c. | £3.10 |
| 5V d.c. | £3.10 |
| 10V d.c. | £3.10 |
| 20V d.c. | £3.10 |
| 50V d.c. | £3.10 |
| 300V d.c. | £3.10 |
| 15V a.c. | £3.10 |
| 300V a.c. | £3.10 |
| 1 amp. d.c. | £3.10 |
| 5 amp. d.c. | £3.10 |
| 10 amp. d.c. | £3.10 |
| 5V d.c. | £3.10 |
| 10V d.c. | £3.10 |
| 20V d.c. | £3.10 |
| 50V d.c. | £3.10 |
| 300V d.c. | £3.10 |
| 15V a.c. | £3.10 |
| 300V a.c. | £3.10 |
| 1 amp. d.c. | £3.10 |
| 5 amp. d.c. | £3.10 |
| 10 amp. d.c. | £3.10 |
| 5V d.c. | £3.10 |
| 10V d.c. | £3.10 |
| 20V d.c. | £3.10 |
| 50V d.c. | £3.10 |
| 300V d.c. | £3.10 |
| 15V a.c. | £3.10 |
| 300V a.c. | £3.10 |
| 1 amp. d.c. | £3.10 |
| 5 amp. d.c. | £3.10 |
| 10 amp. d.c. | £3.10 |
| 5V d.c. | £3.10 |
| 10V d.c. | £3.10 |
| 20V d.c. | £3.10 |
| 50V d.c. | £3.10 |
| 300V d.c. | £3.10 |
| 15V a.c. | £3.10 |
| 300V a.c. | £3.10 |
| 1 amp. d.c. | £3.10 |
| 5 amp. d.c. | £3.10 |
| 10 amp. d.c. | £3.10 |
| 5V d.c. | £3.10 |
| 10V d.c. | £3.10 |
| 20V d.c. | £3.10 |
| 50V d.c. | £3.10 |
| 300V d.c. | £3.10 |
| 15V a.c. | £3.10 |
| 300V a.c. | £3.10 |
| 1 amp. d.c. | £3.10 |
| 5 amp. d.c. | £3.10 |
| 10 amp. d.c. | £3.10 |
| 5V d.c. | £3.10 |
| 10V d.c. | £3.10 |
| 20V d.c. | £3.10 |
| 50V d.c. | £3.10 |
| 300V d.c. | £3.10 |
| 15V a.c. | £3.10 |
| 300V a.c. | £3.10 |
| 1 amp. d.c. | £3.10 |
| 5 amp. d.c. | £3.10 |
| 10 amp. d.c. | £3.10 |
| 5V d.c. | £3.10 |
| 10V d.c. | £3.10 |
| 20V d.c. | £3.10 |
| 50V d.c. | £3.10 |
| 300V d.c. | £3.10 |
| 15V a.c. | £3.10 |
| 300V a.c. | £3.10 |
| 1 amp. d.c. | £3.10 |
| 5 amp. d.c. | £3.10 |
| 10 amp. d.c. | £3.10 |
| 5V d.c. | £3.10 |
| 10V d.c. | £3.10 |
| 20V d.c. | £3.10 |
| 50V d.c. | £3.10 |
| 300V d.c. | £3.10 |
| 15V a.c. | £3.10 |
| 300V a.c. | £3.10 |
| 1 amp. d.c. | £3.10 |
| 5 amp. d.c. | £3.10 |
| 10 amp. d.c. | £3.10 |
| 5V d.c. | £3.10 |
| 10V d.c. | £3.10 |
| 20V d.c. | £3.10 |
| 50V d.c. | £3.10 |
| 300V d.c. | £3.10 |
| 15V a.c. | £3.10 |
| 300V a.c. | £3.10 |
| 1 amp. d.c. | £3.10 |
| 5 amp. d.c. | £3.10 |
| 10 amp. d.c. | £3.10 |
| 5V d.c. | £3.10 |
| 10V d.c. | £3.10 |
| 20V d.c. | £3.10 |
| 50V d.c. | £3.10 |
| 300V d.c. | £3.10 |
| 15V a.c. | £3.10 |
| 300V a.c. | £3.10 |
| 1 amp. d.c. | £3.10 |
| 5 amp. d.c. | £3.10 |
| 10 amp. d.c. | £3.10 |
| 5V d.c. | £3.10 |
| 10V d.c. | £3.10 |
| 20V d.c. | £3.10 |
| 50V d.c. | £3.10 |
| 300V d.c. | £3.10 |
| 15V a.c. | £3.10 |
| 300V a.c. | £3.10 |
| 1 amp. d.c. | £3.10 |
| 5 amp. d.c. | £3.10 |
| 10 amp. d.c. | £3.10 |
| 5V d.c. | £3.10 |
| 10V d.c. | £3.10 |
| 20V d.c. | £3.10 |
| 50V d.c. | £3.10 |
| 300V d.c. | £3.10 |
| 15V a.c. | £3.10 |
| 300V a.c. | £3.10 |
| 1 amp. d.c. | £3.10 |
| 5 amp. d.c. | £3.10 |
| 10 amp. d.c. | £3.10 |
| 5V d.c. | £3.10 |
| 10V d.c. | £3.10 |
| 20V d.c. | £3.10 |
| 50V d.c. | £3.10 |
| 300V d.c. | £3.10 |
| 15V a.c. | £3.10 |
| 300V a.c. | £3.10 |
| 1 amp. d.c. | £3.10 |
| 5 amp. d.c. | £3.10 |
| 10 amp. d.c. | £3.10 |
| 5V d.c. | £3.10 |
| 10V d.c. | £3.10 |
| 20V d.c. | £3.10 |
| 50V d.c. | £3.10 |
| 300V d.c. | £3.10 |
| 15V a.c. | £3.10 |
| 300V a.c. | £3.10 |
| 1 amp. d.c. | £3.10 |
| 5 amp. d.c. | £3.10 |
| 10 amp. d.c. | £3.10 |
| 5V d.c. | £3.10 |
| 10V d.c. | £3.10 |
| 20V d.c. | £3.10 |
| 50V d.c. | £3.10 |
| 300V d.c. | £3.10 |
| 15V a.c. | £3.10 |
| 300V a.c. | £3.10 |
| 1 amp. d.c. | £3.10 |
| 5 amp. d.c. | £3.10 |
| 10 amp. d.c. | £3.10 |
| 5V d.c. | £3.10 |
| 10V d.c. | £3.10 |
| 20V d.c. | £3.10 |
| 50V d.c. | £3.10 |
| 300V d.c. | £3.10 |
| 15V a.c. | £3.10 |
| 300V a.c. | £3.10 |
| 1 amp. d.c. | £3.10 |
| 5 amp. d.c. | £3.10 |
| 10 amp. d.c. | £3.10 |
| 5V d.c. | £3.10 |
| 10V d.c. | £3.10 |
| 20V d.c. | £3.10 |
| 50V d.c. | £3.10 |
| 300V d.c. | £3.10 |
| 15V a.c. | £3.10 |
| 300V a.c. | £3.10 |
| 1 amp. d.c. | £3.10 |
| 5 amp. d.c. | £3.10 |
| 10 amp. d.c. | £3.10 |
| 5V d.c. | £3.10 |
| 10V d.c. | £3.10 |
| 20V d.c. | £3.10 |
| 50V d.c. | £3.10 |
| 300V d.c. | £3.10 |
| 15V a.c. | £3.10 |
| 300V a.c. | £3.10 |
| 1 amp. d.c. | £3.10 |
| 5 amp. d.c. | £3.10 |
| 10 amp. d.c. | £3.10 |
| 5V d.c. | £3.10 |
| 10V d.c. | £3.10 |
| 20V d.c. | £3.10 |
| 50V d.c. | £3.10 |
| 300V d.c. | £3.10 |
| 15V a.c. | £3.10 |
| 300V a.c. | £3.10 |
| 1 amp. d.c. | £3.10 |
| 5 amp. d.c. | £3.10 |
| 10 amp. d.c. | £3.10 |
| 5V d.c. | £3.10 |
| 10V d.c. | £3.10 |
| 20V d.c. | £3.10 |
| 50V d.c. | £3.10 |
| 300V d.c. | £3.10 |
| 15V a.c. | £3.10 |
| 300V a.c. | £3.10 |
| 1 amp. d.c. | £3.10 |
| 5 amp. d.c. | £3.10 |
| 10 amp. d.c. | £3.10 |
| 5V d.c. | £3.10 |
| 10V d.c. | £3.10 |
| 20V d.c. | £3.10 |
| 50V d.c. | £3.10 |
| 300V d.c. | £3.10 |
| 15V a.c. | £3.10 |
| 300V a.c. | £3.10 |
| 1 amp. d.c. | £3.10 |
| 5 amp. d.c. | £3.10 |
| 10 amp. d.c. | £3.10 |
| 5V d.c. | £3.10 |
| 10V d.c. | £3.10 |
| 20V d.c. | £3.10 |
| 50V d.c. | £3.10 |
| 300V d.c. | £3.10 |
| 15V a.c. | £3.10 |
| 300V a.c. | £3.10 |
| 1 amp. d.c. | £3.10 |
| 5 amp. d.c. | £3.10 |
| 10 amp. d.c. | £3.10 |
| 5V d.c. | £3.10 |
| 10V d.c. | £3.10 |
| 20V d.c. | £3.10 |
| 50V d.c. | £3.10 |
| 300V d.c. | £3.10 |
| 15V a.c. | £3.10 |
| 300V a.c. | £3.10 |
| 1 amp. d.c. | £3.10 |
| 5 amp. d.c. | £3.10 |
| 10 amp. d.c. | £3.10 |
| 5V d.c. | £3.10 |
| 10V d.c. | £3.10 |
| 20V d.c. | £3.10 |
| 50V d.c. | £3.10 |
| 300V d.c. | £3.10 |
| 15V a.c. | £3.10 |
| 300V a.c. | £3.10 |
| 1 amp. d.c. | £3.10 |
| 5 amp. d.c. | £3.10 |
| 10 amp. d.c. | £3.10 |
| 5V d.c. | £3.10 |
| 10V d.c. | £3.10 |
| 20V d.c. | £3.10 |
| 50V d.c. | £3.10 |
| 300V d.c. | £3.10 |
| 15V a.c. | £3.10 |
| 300V a.c. | £3.10 |
| 1 amp. d.c. | £3.10 |
| 5 amp. d.c. | £3.10 |
| 10 amp. d.c. | £3.10 |
| 5V d.c. | £3.10 |
| 10V d.c. | £3.10 |
| 20V d.c. | £3.10 |
| 50V d.c. | £3.10 |
| 300V d.c. | £3.10 |
| 15V a.c. | £3.10 |
| 300V a.c. | £3.10 |
| 1 amp. d.c. | £3.10 |
| 5 amp. d.c. | £3.10 |
| 10 amp. d.c. | £3.10 |
| 5V d.c. | £3.10 |
| 10V d.c. | £3.10 |
| 20V d.c. | £3.10 |
| 50V d.c. | £3.10 |
| 300V d.c. | £3.10 |
| 15V a.c. | £3.10 |
| 300V a.c. | £3.10 |
| 1 amp. d.c. | £3.10 |
| 5 amp. d.c. | £3.10 |
| 10 amp. d.c. | £3.10 |
| 5V d.c. | £3.10 |
| 10V d.c. | £3.10 |
| 20V d.c. | £3.10 |
| 50V d.c. | £3.10 |
| 300V d.c. | £3.10 |
| 15V a.c. | £3.10 |
| 300V a.c. | £3.10 |
| 1 amp. d.c. | £3.10 |
| 5 amp. d.c. | £3.10 |
| 10 amp. d.c. | £3.10 |
| 5V d.c. | £3.10 |
| 10V d.c. | £3.10 |
| 20V d.c. | £3.10 |
| 50V d.c. | £3.10 |
| 300V d.c. | £3.10 |
| 15V a.c. | £3.10 |
| 300V a.c. | £3.10 |
| 1 amp. d.c. | £3.10 |
| 5 amp. d.c. | £3.10 |
| 10 amp. d.c. | £3.10 |
| 5V d.c. | £3.10 |
| 10V d.c. | £3.10 |
| 20V d.c. | £3.10 |
| 50V d.c. | £3.10 |
| 300V d.c. | £3.10 |
| 15V a.c. | £3.10 |
| 300V a.c. | £3.10 |
| 1 amp. d.c. | £3.10 |
| 5 amp. d.c. | £3.10 |
| 10 amp. d.c. | £3.10 |
| 5V d.c. | £3.10 |
| 10V d.c. | £3.10 |
| 20V d.c. | £3.10 |
| 50V d.c. | £3.10 |
| 300V d.c. | £3.10 |
| 15V a.c. | £3.10 |
| 300V a.c. | £3.10 |
| 1 amp. d.c. | £3.10 |
| 5 amp. d.c. | £3.10 |
| 10 amp. d.c. | £3.10 |
| 5V d.c. | £3.10 |
| 10V d.c. | £3.10 |
| 20V d.c. | £3.10 |
| 50V d.c. | £3.10 |
| 300V d.c. | £3.10 |
| 15V a.c. | £3.10 |
| 300V a.c. | £3.10 |
| 1 amp. d.c. | £3.10 |
| 5 amp. d.c. | £3.10 |
| 10 amp. d.c. | £3.10 |
| 5V d.c. | £3.10 |
| 10V d.c. | £3.10 |
| 20V d.c. | |

G.W. SMITH & CO (RADIO) LTD

UNR 30 RECEIVER



4 Bands covering 550kHz-30MHz. BFO Built-in Speaker 220/240V a.c. Brand new with instructions.

OUR PRICE £15.75 Carr. 37p

UR-1A RECEIVER



4 Bands covering 550kHz-30MHz. FET, 8 Meter. Variable BFO for 88.5. Built-in Speaker. Bandspread. Sensitivity Control. 220/240V a.c. or 12V d.c. 121 x 41in x 7in. Brand new with instructions.

OUR PRICE £25.00 Carr. 37p

SKYWOOD CX203 RECEIVER



Solid state. 5 bands covering 200-420kHz and 0-55 to 30MHz. Illuminated slide rule dial. Bandspread. Aerial tuning. BFO. AVC. ANL. "S" meter. AM/CW/88.5. Integrated speaker and phone socket. 220/240V a.c. or 12V d.c. Size 8 1/2 x 26 x 160mm. Complete with instructions and circuit.

OUR PRICE £32.50 Carr. 50p

LAFAYETTE HA-600 RECEIVER



General coverage 160-400kHz. 550kHz-30MHz. FET front end, 2 mech. filters, product detector, variable BFO, noise limiter, 8 Meter Bandspread. RF Gain. 16in x 9 1/2in x 8 1/2in. 18 lb. 220/240V a.c. or 12V d.c. Brand new with instructions.

OUR PRICE £50.00 Carr. 50p

TRIO 9R59DS RECEIVER



4 bands covering 550kHz-30MHz continuous and electrical bandspread on 10, 15, 20, 40 and 80 metres. 8 valve plus 7 diode circuit. 4/8 ohm output and phone jack. 88.5-CW. ANL. Variable BFO. 8 meter. Sep. bandspread dial. IF frequency 448kHz audio output 1.5W. Variable RF and AF gain controls 115/250V a.c. Size: 7in x 13in x 10in with instruction manual.

OUR PRICE £49.50 Carr. Paid

FULL RANGE OF TRIO STOCKED



EMI LOUDSPEAKERS



Available 8 or 15 ohms. 88-65 each. P. & P. 20p.

SPECIAL OFFER!



STEREO SPEAKERS

Matched pair of bookshelf speakers. De luxe teak veneered finish. Size 141 in x 9 1/2 in x 7 1/2 in. 8 ohms, 8W RMS. 10W peak. Complete with DIN lead.

OUR PRICE £12.95 Carr. 50p

HA-10 STEREO HEADPHONE AMPLIFIER

All silicon transistor amplifier operates from magnetic, ceramic or tuner inputs with twin stereo headphone outputs and separate volume controls for each channel. Operates from 9V battery. Inputs 5M/100M. Output 50mW.

OUR PRICE £5.97 P. & P. 20p

MP7 MIXER PREAMPLIFIER

5 microphone inputs each with individual gain controls enabling complete mixing facilities. Battery operated. 9 1/2in x 5in x 3in. Inputs Mics: 3 x 5mV 50K; 2 x 3mV 600 ohm. Phono meg. 4mV 50K. Phono ceramic 100mV 1 meg. Output 250mV 100K.

OUR PRICE £8.97 P. & P. 20p

1021 STEREO LISTENING STATION



For balancing and gain selection of loudspeakers, with additional facility for stereo head-stereo switching, 2 gain controls, speaker on-off slide switch, stereo headphone sockets 5in x 4in x 2 1/2in.

OUR PRICE £2.25 P. & P. 20p

HAND HELD 2-WAY WALKIE TALKIES

Industrial quality in robust metal cases. Battery operation. Volume and squelch controls. Call button and press to talk button. Telescopic aerial. Complete carrying cases.

2 channel 300mW **£52.50** Pair. Post 50p.

3 channel 2W. **£79.50** Pair. Post 50p.

(Note: Licence required for operation in U.K.)

HOMER INTERCOMS



Ideal for home, office, stores, factories, etc. Supplied complete with batteries, cable and free instructions.

2 Station **£12.97**, P. & P. 15p.
3 Station **£2.85**, P. & P. 15p.
4 Station **£6.82**, P. & P. 17p.

FM TUNER CHASSIS



3 TRANSISTOR HIGH QUALITY TUNER. SIZE ONLY 6in x 4in x 2 1/2in 3 I.F. stages. Double tuned discriminator. Ample output to feed most amplifiers. Operates on 9V battery. Coverage 88-108MHz. Ready built ready for use. Fantastic value for money.

OUR PRICE £5.95 P. & P. 20p


SH628 STEREO HEADPHONES



Outstanding value. Soft earpads, adjustable headband. 8-16 ohms. 20-30,000 Hz. Complete with lead and stereo plug.

OUR PRICE £1.87 P. & P. 30p

TE1018 DE-LUXE MONO HIGH IMPEDANCE HEADSET



Sensitive magnetic headset with soft earpads. Impedance 2,600 ohms (d.c. 600 ohms). Frequency response 200-4,000 Hz.

OUR PRICE £1.97 P. & P. 30p

LH025 STEREO HEADPHONES



Lightweight headphones with padded earpads. 4-16 ohms. 200-20,000 Hz. Complete with 6 ft cord and plug.

OUR PRICE £1.95 P. & P. 30p

BH001 HEADSET AND BOOM MICROPHONE



Moving coil. Headphone imp. 16 ohms. Mike imp. 200 ohms. Ideal for language teaching, communications etc. Complete with leads and plug.

OUR PRICE £4.95 P. & P. 30p

DH.085 STEREO HEADPHONES



De luxe model with unique 2 way mechanical units and volume controls. 8 ohms. 20-20,000 Hz. Complete with coil lead and stereo jack plug.

OUR PRICE £7.97 P. & P. 30p

ROTEL BARGAIN!

RH700 STEREO PHONES



Soft leather ear cushions. Impedance 8-16 ohms. 20-20,000 Hz. 16ft coiled lead. Brand New and boxed. (List £9.95).

OUR PRICE £6.75 P. & P. 30p

4-CHANNEL STEREO HEADPHONES



Soft vinyl covered head cushion and earphones. Each earpiece incorporates two 2in speaker units. Fitted 2 1/4 channel changeover switch. Impedance 4-16 ohm. Frequency response 20-20,000 Hz. Complete with 15ft coiled lead fitted two stereo plugs.

OUR PRICE £9.95 P. & P. 30p

ROTEL BARGAINS!



STEREO AMPLIFIERS

RA810 15 + 15 watt **£24.95**
RA610 32 + 32 watt **£21.95**
RA810 40 + 40 watt **£22.95**
RA1210 60 + 80 watt **£29.95**

P. & P. 50p extra.

AM/FM STEREO RECEIVERS

RX150 7 1/2 + 7 1/2 watt **£28.95**
RX200 10 + 10 watt **£24.95**
RX400 20 + 20 watt **£27.50**

P. & P. 75p

UNREPEATABLE OFFER!



NIKKO TRM50 STEREO AMPLIFIER

17 + 17 watts rms. Inputs for magnetic and crystal phono, tuner, tape etc. Dual stereo speaker outputs. Headphone socket. Full range of controls. (Rec. List Price £68.50)

OUR PRICE £39.95 P. & P. 50p

AKAI BARGAINS



CASSETTE, P. & P. 50p.

CS85D Recorder **£44.45**
CS85 Recorder **£47.75**
CS85/CS88 Speakers **£27.95**
GX40D Deck **£27.50**
GX40 Recorder **£27.50**
GX40T Deck/Receiver **£28.95**
GX45 Deck **£28.55**
GX48 Dolby Deck **£28.55**
GX48 Recorder **£28.95**
GX48D Deck **£27.95**
GX48D Dolby Deck **£28.55**
CARTRIDGE (P. & P. 50p)
CR81 Deck with amps. **£85.40**
CR81D Deck **£83.80**
CR81T Recorder/Receiver **£99.75**
CR8085 4 channel Recorder **£114.25**
CR8085 4 chan. Recorder **£58.95**

TAPE (P. & P. 75p)

4000DS Deck **£29.95**
4000DS Dust Cover **£3.95**
1721L Reorderer **£60.25**
X3000 Recorder **£29.50**
X201D Deck **£108.20**
GX230D Deck **£122.95**
GX221D **£128.40**
GX280D Deck **£198.60**
GX280D Deck **£211.50**
TAPE CASSETTE (P. & P. 75p)
GX1900D Deck **£144.50**
TAPE CARTRIDGE (P. & P. 75p)
X1810D Deck **£188.40**
TAPE/CASSETTE/CARTRIDGE (P. & P. 75p)

X2000SD Recorder **£180.75**
MICROPHONES (P. & P. 50p)
ADM.11 Dynamic (pair) **£7.50**

STEREO RECEIVERS

(P. & P. 75p)

AA8000 20 + 20 watt **£41.95**
AA8000 25 + 25 watt **£92.50**
AA8000 40 + 40 watt **£117.50**
AA81008 2 x 34 or 4 x 18 watt **£175.00**

STEREO AMPLIFIERS

(P. & P. 50p)

AA9200 20 + 20 watt **£21.75**
AA6500 30 + 30 watt **£78.50**
AA8800 45 + 45 watt **£117.50**
STEREO TUNERS (P. & P. 50p)
AT650 AM/FM **£60.50**
AT660 AM/FM **£84.50**
4-CHANNEL UNIT (P. & P. 50p)
S81 Synthesiser **£28.95**

SPECIAL PURCHASE!



FERGUSON EXPORT MODELS

FERGUSON 3408 STEREO TUNER AMPLIFIER

Covered by 88-105 Mhz. Five push button tuning scales, 8-8 watts rms. Inputs for stereo ceramic cartridge and tape, etc. Separate bass, treble, balance and volume controls.

OUR PRICE £31.50 Carr. 50p



FERGUSON 3418 STEREO TAPE DECK

4 track. 7 1/2, 32, 1 1/2 i.p.s. Stereo/mono record/play. 7in reels. Inputs for dynamic mikes, radio, gram. Complete with cover.

OUR PRICE £41.95 Carr. 75p

SAVE UP TO 33 1/3% OR MORE! G.W.S

RECORD DECK PACKAGES



Carriage and Packing 75p

Complete units with Stereo cartridge ready wired in plinth cover.

| | |
|-----------------------|--------|
| GARRARD | |
| 2025 TC/PT/ACHD | £10-05 |
| SP25 III/G800 | £15-00 |
| SP25 III/M44E | £16-45 |
| SP25 III/M44-7 | £18-10 |
| SP25 III/M45E | £18-90 |
| SP25 III/Module/M75-6 | £18-90 |
| AP76/G800 | £28-50 |
| AP76/G800E | £28-95 |
| AP76/M44E | £24-95 |
| AP76/M55E | £26-95 |
| AP76/M75E | £27-90 |
| AP76/M75EJ | £27-95 |
| AP76 Module M75-6 | £36-95 |
| AP96 Module M75-6 | £30-40 |
| ZERO 1008 Module/M93E | £41-85 |

| | |
|------------------------|--------|
| B.S.R. McDONALD | |
| 210/8C7M | £6-85 |
| MP60/G800 | £15-00 |
| MP60/TPD1/G800 | £18-90 |
| MP60/M44-7 | £18-90 |
| HT70/TPD1/G800 | £18-90 |

| | |
|-----------------|--------|
| GOLDRING | |
| OL72/G800 | £20-90 |
| OL75/G800 | £23-90 |
| OL75/G800E | £26-75 |

| | |
|------------------|--------|
| GOODMANS | |
| TD100/G800 Teak | £48-85 |
| TD100/G800 White | £48-80 |

| | |
|-------------|--------|
| LEAK | |
| Delta/M75-6 | £48-95 |

| | |
|------------------------|--------|
| PHILIPS | |
| GA105/GP200 | £19-80 |
| GA180/GP200 Teak | £20-00 |
| GA212/GP400 | £25-85 |
| GA305 (less cartridge) | £26-95 |
| GA308 P.U. | £33-75 |

| | |
|------------------------|---------|
| PIONEER | |
| PL12D (Less cartridge) | £31-75 |
| PL15C (Less cartridge) | £44-85 |
| PL14D (Less cartridge) | £104-75 |
| PL50 (Less cartridge) | £89-90 |
| PL81 | £110-80 |
| PL85 | £61-65 |

| | |
|-------------------------|--------|
| THORENS | |
| TD160C/Ortoton M15E | £62-60 |
| Super | £29-95 |
| TD125 AB/11/Ortoton M15 | £26-95 |
| E Super | £29-95 |

| | |
|-------------------|--------|
| WHAFFEDALE | |
| Linton/M44-7 | £28-70 |

RECORD DECKS



Carriage & Packing 50p

| | |
|--------------------------|--------|
| B.S.R. McDONALD | |
| C114 Mini | £2-85 |
| C129 Mono | £5-90 |
| C137 | £7-00 |
| 510/TPD1 | £13-95 |
| 610 | £20-90 |
| 710/TPD1 | £14-85 |
| 810 | £18-90 |
| 910 | £24-90 |
| 710/810 Plinth and Cover | £28-95 |
| MP60 | £7-65 |
| MP60/G800 | £10-25 |
| MP60/TPD1 | £12-80 |
| MP60/TPD2 | £11-25 |
| HT70 | £10-97 |
| HT70/G800 | £13-80 |
| HT70/TPD1 | £15-95 |

| | |
|-----------------------|--------|
| GONNOISEUR | |
| BD1 Kit | £6-10 |
| BD1 Chassis | £11-95 |
| BD1/SAU5/Plinth/Cover | £27-80 |
| BD2/SAU5/Chassis | £23-70 |
| BD2/SAU5/Plinth/Cover | £28-50 |

| | |
|------------------------------|--------|
| GARRARD | |
| 2025 TC Stereo | £9-40 |
| SP25 III | £8-60 |
| SP25 III/Accos GP104 Ceramic | £8-80 |
| SP25/M75-6 | £13-90 |
| AP76 | £18-95 |
| SL65B | £11-15 |
| SL72B | £17-75 |
| SL95B | £26-25 |
| 401 | £28-50 |
| ZERO 100A | £20-80 |
| ZERO 1008 | £27-95 |

| | |
|-----------------|--------|
| GOLDRING | |
| G99 | £10-85 |
| G101/P/C | £16-85 |
| GL69/2 | £15-75 |
| GL72/P | £23-90 |
| Plinth 68/72 | £6-85 |
| LID 72 | £2-70 |
| OL75 | £23-75 |
| OL75E | £28-90 |
| Plinth 76 | £2-55 |
| LID 76 | £2-97 |
| GL85/P/C | £40-50 |

| | |
|----------------|--------|
| THORENS | |
| TD125E/H | £52-15 |
| TD125AB/II | £78-85 |
| TK35 | £5-90 |
| TD150A/II | £29-26 |
| TD180C | £48-95 |

| | |
|---------------------------|--------|
| PLINTHS AND COVERS | |
| Carriage and Packing 50p | |
| Budget B.S.R. | £2-85 |
| Budget SP25 etc | £2-95 |
| Budget AP76/Zero 1008 | £2-95 |
| Budget 401/arm | £11-95 |
| Garrard WB1 | £2-90 |
| Garrard SPCL | £2-90 |
| Garrard WB4 | £2-85 |
| Garrard SPCA | £2-65 |
| SM2000 System | £28-40 |

| | |
|---|----------|
| SPECIAL GARRARD OFFERS! | |
| 4 speed autochanger unit fitted with stereo ceramic cartridge | |
| OUR PRICE £4-95 | Ins. 50p |

| | |
|--|------------------|
| STEREO 1025T | |
| 4 speed autochanger unit fitted with Acos GP104 stereo ceramic cartridge | |
| OUR PRICE £8-50 | Carr. & Ins. 50p |

| | |
|--|------------------|
| SP25 III WITH ACOS GP 104 | |
| 4 speed single record player fitted with Acos GP104 stereo ceramic cartridge | |
| OUR PRICE £8-50 | Carr. & Ins. 50p |

AUDIOTRONIC RANGE OF HIGH QUALITY EQUIPMENT



ACP-8 8 TRACK CAR PLAYER

Attractive black and silver finish. 12V neg. earth. Slider controls for Volume, Tone and Balance. Channel selector button with red pilot lamp. Complete with speakers, mounting brackets and instructions.

ONLY £12-50 P. & P. 40p



ACRI PUSH BUTTON CAR RADIO

Push button tuning of one LW and five MW stations of your choice. 12V pos. or neg. earth. Complete with speaker, mounting brackets and instructions.

OUR PRICE £8-95 P. & P. 50p

AUDIOTRONIC DOLBY 'B' NOISE REDUCTION UNITS

Reduce tape hiss by 3dB at 600Hz, 6dB at 1200Hz and 10dB for all frequencies above 3000Hz. Size 1 1/2in x 8in x 3 1/2in. a.c. 0/250V.

PROCESS TWO

For use with cassette and tape recorders. Freq. resp. 30Hz-20kHz-2dB. Off tape monitoring. Switchable multiplex filter. Two Dolby calibration meters. S/N better than 70dB. Supplied with test cassette or tape as required.

OUR PRICE £34-50 P. & P. 50p



LOW NOISE TAPE CASSETTES

Top Hi-Fi quality in library cases

| TYPE | 5 | 10 | 25 |
|------|-------|-------|--------|
| C80 | £1-29 | £2-58 | £2-99 |
| C90 | £1-35 | £2-62 | £2-99 |
| C120 | £2-29 | £4-48 | £10-03 |

P. & P. 15p Post Free


CASSETTE TAPE HEAD CLEANER 30p each. P. & P. 5p.



ACR 3500 CAR RADIO

Manual tuning of Medium and Long waves. 12V pos. or neg. earth. Complete with speaker, mounting brackets and instructions.

OUR PRICE £6-50 P. & P. 50p



ACA 55E ELECTRIC CAR AERIAL

5 section. Fully automatic. 12V d.c. Extends to approx. 40in. Complete with switch, all leads and instructions.

OUR PRICE £5-95 P. & P. 50p

OUTSTANDING VALUE!




PROCESS FOUR

For use with semi professional tape recorders. Freq. resp. 30Hz-20kHz ±2dB. S/N better than 70dB. Full source tape monitoring. Record/Replay metering. Switchable multiplex filter. Supplied with test tape.

OUR PRICE £50-00 P. & P. 50p

MONATONE 6750 SYSTEM



AM/FM 4+4 watt stereo tuner amplifier, Garrard 2025 TC, plinth and cover, stereo cartridge, pair of matching speakers.

OUR PRICE £30-50

Carriage and Packing £1-00

ALBANY HOUSE AM 108 SYSTEM



8+8 watt amplifier Garrard SP25, plinth and cover, G800 cartridge, pair of Midway T135 speakers.

OUR PRICE £52-75

Carriage and Packing £1-25

SINCLAIR PROJECT 60 PACKAGE DEALS



| | |
|-----------------------|----------------------|
| 2 x Z30/Stereo 60/PZ6 | £15-95. P. & P. 37p. |
| 2 x Z30/Stereo 60/PZ6 | £13-00. P. & P. 37p. |
| 2 x Z50/Stereo 60/PZ6 | £20-25. P. & P. 37p. |

Transformer for PZ6 £8 extra.

Active Filter Unit £4-45.
Project 60 FM Tuner £14-95.
Pair of Q16 Speakers £10-70.

Sinclair Project 60S £90-97. P. & P. 37p.

All Sinclair Products in stock:
2000 Stereo Amplifier, £22-95;
8000 Stereo Amplifier, £28-95;
2000/8000 Stereo Tuner, £28-95;
Q330 Speakers, £23-95 pair, P. & P. 50p extra on above items.

SEND LARGE S.A.E. FOR FULL HI-FI DISCOUNT LIST

G.W. SMITH & CO (RADIO) LTD

ALL MAIL ORDERS TO:
11-12, PADDINGTON GREEN, LONDON W2 1LG. Tel: 01-262 6562
PERSONAL CALLERS WELCOME AT ANY OF OUR RETAIL BRANCHES

| | | | |
|--------------------------------|------------------|--------------------------------|--------------------|
| CENTRAL LONDON | | | |
| 257-8, Tottenham Court Rd, W.1 | Tel: 01-580 0670 | 311, Edgware Road, W.2 | Tel: 01-262 0387 |
| 10, Tottenham Court Rd, W.1 | Tel: 01-637 2232 | 382, Edgware Road, W.2 | Tel: 01-723 4194 |
| 27, Tottenham Court Rd, W.1 | Tel: 01-636 3715 | 152/3, Fleet Street, E.C.4 | Tel: 01-353 2833 |
| 87, Tottenham Court Rd, W.1 | Tel: 01-580 3739 | 378, Harrow Road, W.9 | Tel: 01-288 9530 |
| 21, Old Compton Street, W.1 | Tel: 01-437 8369 | ESSEX | |
| 3, Lisle Street, W.C.2 | Tel: 01-437 8204 | 88, South Street, Romford | Tel: Romford 20218 |
| 34, Lisle Street, W.C.2 | Tel: 01-437 9155 | SURREY | |
| 118, Edgware Road, W.2 | Tel: 01-723 9789 | 1048, Whitgift Centre, Croydon | Tel: 01-681 3027 |
| 193, Edgware Road, W.2 | Tel: 01-723 6211 | 27 & 21, Eden Street, Kingston | Tel: 01-548 7845 |
| | | 32, Hill Street, Richmond | Tel: 01-948 1441 |

ALL BRANCHES OPEN 9 a.m.-6 p.m. MONDAY TO SATURDAY

CREDIT TERMS FOR CALLERS (£50 and over)

ALL EQUIPMENT IS BRAND NEW, FULLY GUARANTEED AND OFFERED WITH FULL AFTER SALES SERVICE

All items and prices are correct at 22-5-73 but subject to change without notice. E & O. E.

RSI

VALVE MAIL ORDER CO.

16a WELLFIELD ROAD, LONDON SW16 2BS
SPECIAL EXPRESS MAIL ORDER SERVICE
Express postage 1p per transistor, over ten post free
INTEGRATED CIRCUITS 5p + 1p each added

| IN | SP | AF | SP | BY | SP | OA | SP | ZB | SP |
|---------|------|------------|------|-----------|------|--------|------|--------|------|
| IN91 | 0-17 | AF212 | 1-00 | BY210 | 0-85 | OA2211 | 0-82 | ZB170 | 0-10 |
| IN93 | 0-20 | AF226 | 0-85 | BY211 | 0-82 | OA2222 | 0-45 | ZB271 | 0-18 |
| IN95 | 0-88 | AF227 | 0-82 | BY212 | 0-80 | OA2223 | 0-45 | ZT21 | 0-28 |
| IN95B | 0-50 | AF229 | 0-80 | BY213 | 0-85 | OA2224 | 0-45 | ZT43 | 0-85 |
| IN945 | 0-25 | AF236 | 0-85 | BY215 | 1-00 | OA2242 | 0-85 | ZTX107 | 0-15 |
| IN725A | 0-20 | AF260 | 0-17 | BY216 | 0-82 | OA2244 | 0-82 | ZTX108 | 0-12 |
| IN914 | 0-07 | AF261 | 0-40 | BY288C3V3 | | OA2248 | 0-82 | ZTX300 | 0-13 |
| IN4007 | 0-80 | AF263 | 0-80 | | | OA2290 | 0-82 | ZTX304 | 0-25 |
| IN113 | 0-15 | AF268 | 0-80 | CI11 | 0-15 | OC18 | 0-80 | ZTX500 | 0-18 |
| 1B130 | 0-18 | AF269 | 0-85 | CR81/05 | 0-85 | OC18T | 0-80 | ZTX503 | 0-17 |
| 1B131 | 0-18 | AF288 | 0-82 | CR81/40 | 0-45 | OC19 | 0-87 | ZTX531 | 0-25 |
| 1B202 | 0-22 | AF221 | 0-42 | CS4B | 0-80 | OC20 | 0-85 | | |
| 2G371 | 0-82 | AS223 | 0-75 | CS10B | 0-18 | OC22 | 0-80 | | |
| 2G381 | 0-85 | AF210 | 1-80 | DD009 | 0-15 | OC23 | 0-80 | | |
| 2G414 | 0-40 | UI101 | 1-50 | DD003 | 0-15 | OC24 | 0-80 | | |
| 2G417 | 0-82 | BC107 | 0-10 | DD006 | 0-18 | | | | |
| 2N404 | 0-20 | BC108 | 0-10 | DD007 | 0-40 | | | | |
| 2N497 | 0-15 | BC109 | 0-10 | DD008 | 0-88 | | | | |
| 2N498 | 0-40 | BC113 | 0-18 | GD3 | 0-83 | | | | |
| 2N499 | 0-19 | BC115 | 0-80 | GD4 | 0-84 | | | | |
| 2N708A | 0-13 | BC116 | 0-85 | GD5 | 0-83 | | | | |
| 2N708 | 0-15 | BC116A | 0-80 | GD8 | 0-85 | | | | |
| 2N709 | 0-83 | BC121 | 0-85 | OD12 | 0-05 | | | | |
| 2N1091 | 0-83 | BC121 | 0-80 | GET102 | 0-80 | | | | |
| 2N1131 | 0-85 | BC121 | 0-85 | GET103 | 0-80 | | | | |
| 2N1132 | 0-85 | BC125 | 0-85 | GET113 | 0-80 | | | | |
| 2N1302 | 0-18 | BC126 | 0-85 | GET114 | 0-15 | | | | |
| 2N1303 | 0-18 | BC140 | 0-85 | GET115 | 0-45 | | | | |
| 2N1304 | 0-82 | BC147 | 0-15 | GET116 | 0-80 | | | | |
| 2N1305 | 0-82 | BC148 | 0-18 | GET120 | 0-85 | | | | |
| 2N1306 | 0-85 | BC151 | 0-80 | GET123 | 0-80 | | | | |
| 2N1307 | 0-85 | BC157 | 0-15 | GET125 | 0-85 | | | | |
| 2N1308 | 0-85 | BC158 | 0-18 | GET180 | 0-87 | | | | |
| 2N147 | 0-75 | BC160 | 0-12 | GET181 | 0-85 | | | | |
| 2N148 | 0-80 | BC189 | 0-18 | GET182 | 0-85 | | | | |
| 2N189 | 0-80 | BCY31 | 0-85 | GET185 | 0-85 | | | | |
| 2N218 | 0-20 | BCY32 | 0-85 | GEX44 | 0-85 | | | | |
| 2N219 | 0-20 | BCY32 | 0-85 | GEX45/1 | 0-10 | | | | |
| 2N236A | 0-15 | BCY33 | 0-85 | GEX941 | 0-15 | | | | |
| 2N2444 | 1-09 | BCY34 | 0-80 | GJ3M | 0-25 | | | | |
| 2N2453 | 0-83 | BCY38 | 0-40 | GJ3M | 0-88 | | | | |
| 2N2460 | 0-45 | BCY40 | 0-80 | MA120 | 0-85 | | | | |
| 2N2804 | 0-20 | BCY40 | 0-50 | GJ7M | 0-87 | | | | |
| 2N2904A | 0-25 | BCY42 | 0-85 | HG1005 | 0-60 | | | | |
| 2N2906 | 0-80 | BCY70 | 0-15 | H8100A | 0-20 | | | | |
| 2N2907 | 0-23 | BCY71 | 0-20 | MA100 | 0-85 | | | | |
| 2N2924 | 0-23 | BCZ10 | 0-85 | MA101 | 0-80 | | | | |
| 2N2925 | 0-23 | BCZ10 | 0-85 | MA120 | 0-85 | | | | |
| 2N2926 | 0-10 | BD121 | 0-85 | MA123 | 0-80 | | | | |
| 2N3054 | 0-50 | BD123 | 0-80 | MJE620 | 0-87 | | | | |
| 2N3055 | 0-75 | BD124 | 0-75 | MJE9565 | 1-87 | | | | |
| 2N3702 | 0-10 | BDY11 | 1-62 | MJE9565 | 0-87 | | | | |
| 2N3705 | 0-10 | BF115 | 0-85 | NKT123 | 0-85 | | | | |
| 2N3706 | 0-28 | BF117 | 0-80 | NKT129 | 0-80 | | | | |
| 2N3707 | 0-12 | BF167 | 0-85 | NKT211 | 0-85 | | | | |
| 2N3709 | 0-10 | BF173 | 0-25 | NKT213 | 0-85 | | | | |
| 2N3710 | 0-10 | BF181 | 0-85 | NKT214 | 0-15 | | | | |
| 2N3711 | 0-10 | BF184 | 0-80 | NKT216 | 0-87 | | | | |
| 2N3719 | 0-85 | BF185 | 0-85 | NKT217 | 0-85 | | | | |
| 2N6027 | 0-83 | BF194 | 0-17 | NKT218 | 1-13 | | | | |
| 2N6088 | 0-83 | BF195 | 0-15 | NKT218 | 0-83 | | | | |
| 2B301 | 0-80 | BF196 | 0-15 | NKT222 | 0-80 | | | | |
| 2B304 | 0-75 | BF197 | 0-15 | NKT224 | 0-85 | | | | |
| 2B301 | 0-87 | BF281 | 0-87 | NKT231 | 0-84 | | | | |
| 2B702 | 0-82 | BF288 | 0-83 | NKT271 | 0-25 | | | | |
| AA129 | 0-80 | BFX12 | 0-20 | NKT272 | 0-85 | | | | |
| AAZ12 | 0-80 | BFX13 | 0-25 | NKT273 | 0-15 | | | | |
| AAZ13 | 0-12 | BFX29 | 0-25 | NKT274 | 0-20 | | | | |
| AG107 | 0-87 | BFX30 | 0-25 | NKT275 | 0-85 | | | | |
| AG125 | 0-20 | BFX35 | 0-80 | NKT276 | 0-85 | | | | |
| AG127 | 0-85 | BFX63 | 0-50 | NKT278 | 0-85 | | | | |
| AG128 | 0-80 | BFX84 | 0-25 | NKT301 | 0-40 | | | | |
| AG187 | 0-25 | BFX85 | 0-80 | NKT304 | 0-75 | | | | |
| AG188 | 0-25 | BFX86 | 0-85 | NKT403 | 0-75 | | | | |
| AGY17 | 0-80 | BFY27 | 0-80 | NKT404 | 0-85 | | | | |
| AGY18 | 0-80 | BFY28 | 0-80 | NKT573 | 0-80 | | | | |
| AGY19 | 0-25 | BFY10 | 1-00 | NKT713 | 0-85 | | | | |
| AGY20 | 0-20 | BFY11 | 1-25 | NKT773 | 0-85 | | | | |
| AGY21 | 0-20 | BFY17 | 0-85 | NKT777 | 0-88 | | | | |
| AGY22 | 0-10 | BFY18 | 0-85 | 07B3 | 0-88 | | | | |
| AGY27 | 0-25 | BFY19 | 0-25 | | | | | | |
| AGY28 | 0-17 | BFY24 | 0-45 | OA8 | 0-12 | | | | |
| AGY39 | 0-50 | BFY44 | 1-00 | OA47 | 0-10 | | | | |
| AGY40 | 0-16 | BFY50 | 0-22 | OA70 | 0-10 | | | | |
| AGY41 | 0-18 | BFY51 | 0-80 | OA71 | 0-10 | | | | |
| AGY44 | 0-85 | BFY62 | 0-82 | OA78 | 0-10 | | | | |
| AD140 | 0-40 | BFY63 | 0-17 | OA74 | 0-10 | | | | |
| AD149 | 0-80 | BFY64 | 0-42 | OA79 | 0-10 | | | | |
| AD161 | 0-87 | BFY90 | 0-85 | OA81 | 0-08 | | | | |
| AD162 | 0-87 | B8X27 | 0-80 | OA85 | 0-12 | | | | |
| AF106 | 0-80 | B8X60 | 0-88 | OA88 | 0-18 | | | | |
| AF114 | 0-85 | B8Y18 | 0-80 | OA90 | 0-88 | | | | |
| AF115 | 0-25 | B8Y26 | 0-18 | OA91 | 0-07 | | | | |
| AF116 | 0-25 | B8Y27 | 0-17 | OA95 | 0-07 | | | | |
| AF117 | 0-25 | B8Y61 | 0-80 | OA200 | 0-07 | | | | |
| AF118 | 0-88 | B8Y65A | 0-12 | OA202 | 0-10 | | | | |
| AF119 | 0-80 | B8Y65 | 0-12 | CA219 | 0-28 | | | | |
| AF120 | 0-25 | BTY2/500R | | OA211 | 0-80 | | | | |
| AF125 | 0-20 | | | OA220 | 0-55 | | | | |
| AF126 | 0-17 | BTY42 | 0-82 | OA2201 | 0-60 | | | | |
| AF127 | 0-17 | BTY79/100R | | OA2202 | 0-48 | | | | |
| AF128 | 0-80 | | | CA2303 | 0-75 | | | | |
| AF178 | 0-85 | BTY79/400R | | OA2284 | 0-30 | | | | |
| AF179 | 0-85 | | | OA2295 | 0-42 | | | | |
| AF180 | 0-82 | BY100 | 0-15 | OA2296 | 0-42 | | | | |
| AF181 | 0-82 | BY128 | 0-15 | OA2297 | 0-87 | | | | |
| AF186 | 0-40 | BY127 | 0-17 | OA2298 | 0-82 | | | | |
| AFY19 | 1-13 | BY213 | 0-85 | CA2309 | 0-83 | | | | |
| AFZ11 | 0-50 | BY213 | 0-85 | OA2210 | 0-35 | | | | |

F M TUNER THOUSANDS NOW IN USE

NELSON-JONES
Approved parts of this outstanding design (W.W. April 1971). Featuring 0.75µV sensitivity. Mosfet front end. Ceramic I.F. strip. Triple gang tuning, 1/2 v.r.m.s. output level, suitable for phase locked decoder. Designer's own PCB S.A.E. please for lists.

Solid State Tuning Indicator.

High Performance Decoder also available.

PUSH BUTTON VARICAP

Tuning now available.

Six Position push button unit with individual frequency scales. Teak case and full metalwork matches the Texan amp. Please send for details.

LIGHT EMITTING DIODES (Red)

Improved Type panel or PCB mounting with free mounting clip—clear or black. Order LEDIA. Please add postage.

Monsanto miniature PCB mounting with radial leads. Order LED2. Please add postage.

NOW ONLY 35p each with connection data + V.A.T.

7 SEGMENT LED DISPLAY

0.325in Characters 0-9 and nine letters. TTL, DTL compatible. ONLY £2.46 each, p.p. 10p. BCD-7Seg Dec Driver, £1.30 (+ V.A.T.)

INTEGREX LIMITED, DEPT. P.E.

P.O. BOX 45, DERBY DE1 1TW

Tel.: Repton (0283 89) 3580

SWANLEY IC12 £2.00



Max. supply 28V. Power 6W RMS. Complete with free printed circuit board and 44-page instruction booklet.

SWANLEY IC TOMORROW £2.50

The World's most powerful IC amplifier. Similar to the above but operates at 35V max. supply and gives 12W RMS output. Manufactured for us by a leading semiconductor company. Supplied with our instructions and a 6-month guarantee, but no printed circuit.

SINCLAIR EQUIPMENT



Z30 £3.50 Stereo 60 £7.80
P25 £3.97 Z56 £6.25
P28 £4.50 P26 £4.25
AFU £4.50 Z60 £6.40

Transformer for P28 £2.95.
Project 60 tuner £16.80.

EXECUTIVE CALCULATOR £50.00

Plug in sockets
—low profile
14 pin DIL
— 0-15
16 pin DIL
— 0-17

KITS FOR IC12 AND IC TOMORROW

Includes all parts for the printed circuit and volume, bass and treble controls needed to complete the mono version £1.45, Stereo version with balance control £3.30.

DELUXE KIT
Includes all parts for the printed circuit and volume, bass and treble controls needed to complete the mono version £1.45, Stereo version with balance control £3.30.

POWER KIT FOR IC12
A set of components to construct a 28V 0.5A power supply £2.37. Also suitable Sinclair P25 £3.97.

POWER KIT FOR IC TOMORROW
A set of components to construct a 35V 1A power supply £2.97.

LOUDSPEAKERS FOR IC12
8 ohm types. 5" £1.00, 5" x 8" £1.45.

PREAMPLIFIER KITS
Type 1 for magnetic pickups, mics, and tuners with 3 position equalisation switch. Mono model £1.20, Stereo model £2.20. Type 2 for ceramic or crystal pickups. Mono 60p, Stereo £1.20.
SEND S.A.E. FOR FREE LEAFLET ON KITS AND TBA651.

S-DECS AND T-DECS

S-Decs £1.44
T-Decs £2.88
µDecs A £3.00
16 di IC carriers £1.20

IC RADIO CHIP TBA651 £2.10

The world's most advanced IC radio chip. Contains RF Amp, oscillator, mixer, IF Amps, wide range AGC circuitry and voltage stabiliser. With data £2.10, Send S.A.E. for free leaflet. Kit of resistors, capacitors and IF filters £1.75 extra.

SWANLEY ELECTRONICS

32 Goldsel Road • Swanley • Kent BR8 8EZ
Postage 10p per item. Please add 10% extra to total cost of order for V.A.T. Official credit orders from schools, etc., welcome. Full lists 10p post free. Send S.A.E. for free 8-page book on IC TOMORROW, IC12 kits and TBA651.

ANOTHER GREAT SHOPERTUNITIES SCOOP!

YES, "YOU'VE GOT THE WHOLE WIDE WORLD IN YOUR HANDS"! ALMOST UNBELIEVABLE! Think of the year 1984 and what might be produced then—now get the fantastic **ASTRAD 17** and **SEE** for yourself that the incredible Russians have done it all **NOW**! It's the radio perfectionist's dream come true! **THIS ONE SUPERSEDES ALL EARLIER MODELS!** It will probably make your present radio seem like a "crystal set"! Complete with optional battery eliminator for both battery and mains use. We're almost giving the away for only £18.50 a mere fraction of even today's Russian miracle price! We challenge you to compare performance and value with £80 radios! ★ Send quickly, test on 7 day mail order appro. from receipt of goods—refund if not delighted. Elegant black and chrome finish face, set in fabulous Cabinet built case—constructed of fine Russian hardwood in beautiful Teak Veneer finish—prevents vibration, ensures purer and sweeter tone than ever! Volume controlled from a whisper to a roar that would fill a hall! Much wider band spread, for absolute "pin-point" station selection! Plus "MAGIC EYE" tuning level indicator for ultra perfect tuning sensitivity! Yes, the Russians have surpassed themselves, proving again their fantastic ability in the field of electronics and brilliantly reflecting their advanced micro-circuitry techniques in the field of space communications. Yes, **EVERY WAVEBAND** instantly at your fingertips including Standard Long, Medium, Short and Ultra Short Waves to cover the four corners of the earth during 24 hours a day including all normal transmissions. VHF, FM/USW, M, LW, MW, SW, gets, locally, local and new stations not yet operational, and messages from all over the world! Expensive **TURRET TUNER** side control waveband selection unit (as used on expensive T.V.'s!) Every waveband clicks into position giving incredible ease of station tuning! Genuine push-pull output! ON/OFF volume in separate Treble and Bass tone controls for utter perfection of reproduction and tone! Press-button dial illumination! Take it anywhere—runs economically on standard batteries or direct through battery eliminator from 220/240V AC mains supply. Internal ferrite rod aerial plus built-in "rotatable" telescopic aerial extending to 39in approx. It's also a fabulous **CAR RADIO**. Can also be used through extension amplifier, tape recorder or public address system. **SIZE** 14in x 10½in x 4½in overall approx. Magnificently designed, made to give years of perfect service. (U.K. service facilities and spares available for years and years to come, if ever necessary!). With **WRITTEN GUARANTEE** manual with simple operating instructions and circuit diagram. PLUS Ultra sensitive earphone for personal listening. **ONLY £18.50** (with mains/battery eliminator £2.25 extra). **BOX, POST, ETC. 45p—NO MORE TO PAY!** ★ **BUT WAIT**, for only 75p extra you get the sensational "COMPUTERISED WORLD TUNING GUIDE" (it enables you to tune, pinpoint and get transmissions the whole world over—even a child can do it in a flash—it even lets you know when to tune into the U.K., when abroad, **NO GUESSING! NO MESSING!** PLUS Standard 'longlife' batteries. (Sorry—We cannot change these new radios for any earlier model purchased.)

THOUSANDS of MILES REDUCED to INCHES? 1973 RUSSIAN RADIO TECHNOLOGY SHRINKS THE WORLD! *COMPUTERISED?

THIS FANTASTIC
EARTH SHRINKER

YES, 24,901 miles
SHRUNK TO ONLY 14 x 10½ x 4½
inches approx?

28 TRANSISTORS AND DIODES!
WAVEBANDS:
STANDARD LONG and MEDIUM
Plus 5 SHORT WAVEBANDS
Plus ULTRA SHORT WAVES
(V.H.F. AM, FM, MW)
(LW, USW)

BATTERY MODEL **£18.50** **BOX POST ETC. 45p**
MAINS/BATTERY ELIMINATOR £2.25 extra

BRAND NEW FABULOUS **ASTRAD 17**
PORTABLE RADIO & COMMUNICATIONS
RECEIVER



*MUST YOU PAY UP TO £80?

FIRST TIME EVER!
*NOW AVAILABLE WITH
fabulous **COMPUTERISED**
WORLD TUNING GUIDE!
NO MORE GUESSWORK!
*INSTANT DATA at your fingertips—
enables you to TUNE IN A FLASH to
transmissions the world over!

THIS OFFER ONLY FROM US!

BUY ONE FROM US! **SAVE £21.60 NOW!**
Fabulous BRAND NEW **SOLID STATE** **EVERYTHING!**
BATTERY/MAINS AC
Combined V.H.F. AM/FM RADIO and CASSETTE TAPE RECORDER & PLAYER
RECOMMENDED RETAIL PRICE £44
OUR PRICE £22.40 **CARR. ETC. 39p**
WITH REMOTE CONTROL MICROPHONE

Shopertunities "thunder" ahead with an offer that's FANTASTIC (even by our standards). We've snapped up 500 magnificent machines. Latest sensation in the world of sound! First-class makers! Fabulous VHF, AM/FM Radio AND Cassette Tape Recorder & Player combined & it also runs off standard batteries or mains. (Simply plug in the 220/240V AC line cord.) Record and play back anything, anywhere! **REGO MENDED RETAIL PRICE GENUINELY £44! WE OFFER AT ALMOST HALF PRICE!** Wonderful features: ★ Press-button Keyboard Control Panel or latest MASTER SWITCH CONTROL! ★ "MAGIC EYE" Visual Battery check/recording level indicator or built-in automatic Leveller! ★ Separate ON/OFF and Hi-LO volume controls! ★ Heavy duty built-in speaker! ★ Earphone (for personal listening or "monitoring") and extension speaker sockets! ★ Remote control microphone! ★ Built-in swivel telescopic extension aerial (24in approx.)! Magnificently made case with carry handle. (DESIGNS VARY SLIGHTLY.) Takes standard 30, 60, 90 or 120-minute Cassette Tapes, obtainable everywhere. AND the amazing built-in full circuit WAF, AM/FM Radio gives you superb clarity of tone, incredible station selection. Unique rotating Station Selector Dial—gets, locally, city and regional stations in every part of the country, plus B.B.C. National, VHF. Picks up dozens of foreign stations. Fabulous in your car! You could pay £22.40 more for a Car Radio or Car Cassette player ALONE! £22.40, carr. etc. 39p.—**NO MORE TO PAY!** Complete with simple instructions, remote control microphone with on/off switch and microphone stand. **WITH WRITTEN GUARANTEE.** Send quickly, test on 7 day mail order appro. from receipt of goods—refund if not delighted. Or call. **BONUS OFFER:** Batteries and Cassette Tape 28p extra if required. **CALLERS: ACCESS & BARCLAY CARDS ACCEPTED AT BOTH STORES**

FIRST TIME EVER! SAVE £15.21!
BRAND NEW AC/DC BATTERY/MAINS
Cassette TAPE RECORDER & PLAYER
FIRST CLASS MAKERS
With remote control microphone.
WE COULD CHARGE UP TO £26.97!
OUR PRICE £11.76 **POST ETC. 34p**

THE ONE STEP FORWARD EVERYONE HAS WAITED FOR! NOW a superb de-luxe portable **BATTERY/MAINS** tape recorder and player—and incredible Shopertunities bring it to you for **ONLY £11.76!** Due to our cut price we cannot name first-class makers—but rest assured you're getting one of the BEST! Expensive "PIANO KEYBOARD" CONTROL PANEL (or latest MASTER SWITCH control) AND **AUTOMATIC LEVEL CONTROL.** No fiddling with awkward tape and reels, just "slap-in" a cassette and off you go! (Takes 30, 60, or 90 minute standard cassette tapes obtainable everywhere). Amazing performance ensures perfect tapings and superb reproduction! Remote control microphone. Rapid Rewind! Fast forward! Beautiful tone from a whisper to a roar! Completely self contained—record anywhere, indoors or out! Runs on standard batteries AND 220/240V AC mains. Separate jacks for remote control microphone, etc. Size 9½in x 5in x 2½in approx. Design can vary slightly. With carry handle. **WRITTEN GUARANTEE** and full instructions. (Recommended selling price £26.97) **OUR PRICE ONLY £11.76, post, etc. 34p—NO MORE TO PAY!** ★ Send quickly, test on 7 day mail order appro. from receipt of goods—refund if not delighted. Or call at either of our stores.

BONUS OFFER:—Cassette tape, standard batteries AND Microphone stand 55p extra if required.
Order by post to Uxbridge Road address or call at either store.
Bargains galore at both stores.—(COMMERCIAL TRAVELLERS PLEASE NOTE: Merchandising office at Holborn Store.)


SHOPERTUNITIES LTD.

Dept. PE/30, 164 UXBURIDGE RD. (facing Shepherds Bush Green), LONDON W12 8AQ. (Thurs. 1, Fri. 7). Also at 37/39 HIGH LONDON (opposite Chancery Lane), LONDON, W.C.1. (Thurs. 7 p.m.) BOTH OPEN MON. TO SAT. 9 A.M. TILL 6 P.M.



I.L.P. (Electronics) Ltd

100 WATTS!



- * NO EXTERNAL COMPONENTS
- * MECHANICALLY & ELECTRICALLY ROBUST
- * INTEGRAL HEATSINK
- * HERMETICALLY SEALED UNIT
- * ATTRACTIVE APPEARANCE
- * LOW COST
- * BRITISH BUILT

With the development of the HY200, ILP bring you the first **COMPLETE** Hybrid Power Amplifier.

COMPLETE: because the HY200 uses no external components!

COMPLETE: because the HY200 is its own heatsink!

By the use of integrated circuit technique, using 27 transistors, the HY200 achieves total component integration. The use of specially developed high thermally conductive alloy and encapsulant is responsible for its compact size and robust nature.

The module is protected by the generous design of the output circuit, incorporating 25amp transistors. A fuse in the speaker line completes protection.

Only 5 connections are provided, input, output, power lines and earth.

OUTPUT POWER: 100 watts RMS; 200 watts peak music power. **INPUT IMPEDANCE:** 10k Ω . **INPUT SENSITIVITY:** 0Dbm (0.775volt RMS). **LOAD IMPEDANCE:** 4-16 Ω . **TOTAL HARMONIC DISTORTION:** less than 0.1% at 100 watts, typically 0.05%. **SIGNAL : NOISE:** better than 75Db relative to 100 watts. **FREQUENCY RESPONSE:** 10Hz-50KHz \pm 1Db. **SUPPLY VOLTAGE:** \pm 45volts. **APPLICATIONS:** P.A., Disco, Groups, Hi-Fi, Industrial. **PRICE:** £14.90 inc. VAT & P&P. Trade applications welcomed.

CROSSLAND HOUSE · NACKINGTON · CANTERBURY · KENT

CANTERBURY 63218

Please note we reserve the right to substitute at our discretion updated versions of advertised designs where applicable.

ANOTHER SENSE

THIS month we break new ground in applied electronics. Most of the characteristic human senses can be simulated in some fashion by electronic means, but smell and taste are much more difficult for non-biological systems to imitate. Only just recently has it become possible to simulate in some degree the sense of smell without complex and costly chemical devices. This is due to a newly developed semiconductor transducer which responds to the presence of molecules carried in the air.

This particular kind of transducer is a valuable and timely addition to the field of instrumentation and control. Its appearance is especially relevant in these days of public consciousness about the environment and concern for a curb on all objectionable and harmful pollution of the atmosphere. Electronics is now equipped to wage an increasingly effective part in the battle of the environment.

Considering the actual transducer itself: now that it has been realised, the gas and vapour detector seems quite simple and rudimentary in its practical form. This apparent simplicity (a common enough outward characteristic of many solid state devices) should not give cause to underestimate the technical achievement it represents. Although the powers of discrimination between different vapours and odours are limited, this transducer is obviously but the first in a series of devices of ever increasing sensitivity and selectivity that will appear in due course. In a wider context the emergence of such a device must be recognised as but one reward from a continuing process of exploration into semiconductor materials which has followed in the wake of the original transistor breakthrough of 25 years ago. This research, conducted on a world wide basis, frequently gives birth to new devices and these largely constitute the power and strength behind electronics, particularly when they enable this technology to penetrate and influence other fields.

With the creation of a kind of electronic nose, interest is likely to be directed towards a simulation of the human taste buds. This, we are given to understand, is a rather more formidable problem. But problems involving electronics usually do find their solution, as suggested in the previous paragraph.

Finally, a slight digression in order to discuss a (not too serious) question of terminology. There are some who might question the propriety of applying biological descriptions to inanimate devices or equipments. True, we have the outstanding example of the poor old computer which has long suffered from the over-generous honour accorded it by the popular title "electronic brain". We could be strictly objective and refer to this month's feature project as simply a gas and vapour detector. However, "electronic nose" seems a rather apt and certainly more colourful description for this unusual innovation in the home constructor field. Its applications are serious enough, however, as will soon be appreciated.—F.E.B.

Editor
F. E. BENNETT

Editorial
D. BARRINGTON
G. GODBOLD
S. R. LEWIS B.Sc.


Art Dept.
J. D. POUNTNEY *Art Editor*
J. A. HADLEY
R. J. GOODMAN

Advertisement Manager
D. W. B. TILLEARD (*Manager*)
Phone: 01-634 4202

P. J. MEW
Phone: 01-634 4210

C. R. BROWN, *Classified*
Phone: 01-634 4301


Editorial & Advertising Offices:
Fleetway House, Farringdon St.,
London EC4A 4AD
Phone: *Editorial* 01-634 4452
Advertisements 01-634 4202



**DETECTS
FUMES
GASES
ALCOHOL
SMOKE**

ELECTRONIC NOSE

BY D. BOLLEN



This battery operated instrument is designed around a new type of semiconductor sensor which responds to certain gases, vapours, and smoke particles. The sensor cannot distinguish between different smells but it does allow an assessment to be made of the relative concentration of a contaminant in air. Applications include breathalyser, fuel vapour and firedamp detector, air pollution meter, paint dryness indicator, and gas leak locator.

The electronic nose has a meter readout scaled in arbitrary units of 0-3 and 0-10, as well as an audible indicator giving a note of rising pitch proportional to gas or smoke intake. As a rough indication of sensitivity, a measurable response is obtained from 1 cubic millimetre of alcohol evaporated in a volume of air the size of a tea-chest, this is approximately 10,000 times less than the concentration needed to form an explosive mixture.

SEMICONDUCTOR GAS SENSOR (SGS)

The gas sensor consists of two heating filaments embedded in an *n*-type semiconductor chip, see Fig. 1. Only one filament is used for heating the chip, the other merely serving as an ohmic contact. Gas or smoke impurities reduce the intrinsic resistance of the chip, as measured between the two heating filaments, and chip heat determines the rate at which an impurity is absorbed and desorbed.

The Japanese manufacturers of the gas sensing device used in this article are not very informative on the working principle involved, but an educated guess is that the semiconductor chip undergoes temporary doping in the presence of air impurities, and this lowers intrinsic resistance in the same way as it does with other types of semiconductor. Heat is required to convect the impurity through the porous structure of the chip, and for deabsorption when the source of contamination is removed.

Heater requirements are around 1.2V maximum at 750 milliamps, and the device runs warm to the touch.

The chip is non-polarised and will conduct in either direction. Chip resistance is in the range 10 to 50 kilohms in clean air, falling to less than 1 kilohm in the presence of moderate concentrations of gases such as hydrogen, carbon monoxide, methane, propane, coal gas, and the vapours from alcohol, petrol, acetone, etc. A whiff of tobacco smoke is also sufficient to cause a similar resistance change.

BASIC CIRCUIT

Fig. 2 shows the basic circuit of the electronic nose, where the voltage across the SGS chip is compared with a fixed voltage at the junction of R1 and R2. In the absence of an air contaminant, VR1 is adjusted so that both voltages are equal and the meter reads zero.

When gas or smoke is detected, the chip resistance decreases and "pulls down" the voltage at the junction of H2 and VR1 slider, thus causing the voltmeter to display a reading. Tests indicate that the resulting meter reading is linearly related to contaminant concentration.

With its balanced configuration, the Fig. 2 circuit is insensitive to small changes in the voltage of battery B2; when the reference voltage drops, so does the voltage across the chip, by a corresponding amount.

RESPONSE TIME

The response of the Fig. 2 circuit, to the sudden application and removal of a "smell", is shown by the

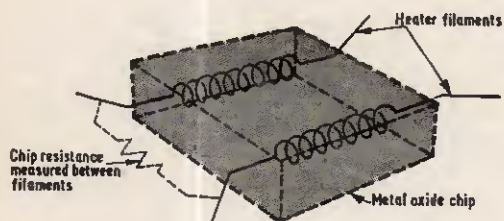


Fig. 1. Construction of the semiconductor gas sensor

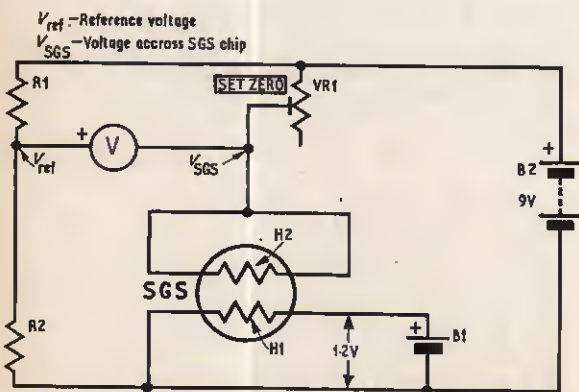


Fig. 2. Basic circuit of the electronic nose

graph of Fig. 3. Absorption time is about two seconds and complete deabsorption takes about 80 seconds. However, when the instrument is employed merely for tracing the source of a contaminant, and not for measurements, there is no need to wait for complete deabsorption.

COMPLETE CIRCUIT

In the complete circuit of the nose, Fig. 4, a reference voltage is provided, as before, by R1 and R2, and VR1 adjusts meter zero. The sensor is contained in a small probe and leads connecting to the measuring circuit via plug and socket PL1 and SK1.

A 100 μ A meter movement, with two switch selected series resistors R3 and R4, is used as a voltmeter in Fig. 4. Because the voltmeter places a significant load on the circuit, particularly when switched to the 0-3 range, the values of R3 and R4 are compensated to give a true relationship between ranges. In the 0-10 S1 position, meter full scale is represented by 4V.

Voltage controlled oscillator TR1 and TR2 gives an audible indication of changes in SGS resistance. VR2 sets the oscillator frequency to zero when the meter reading is zero. When SGS resistance decreases, the voltage across VR2 slider and the positive supply rail increases, thus applying a bias current to TR1 base. C1 charges up via TR1 and R5 at a rate dependent on the TR1 bias current.

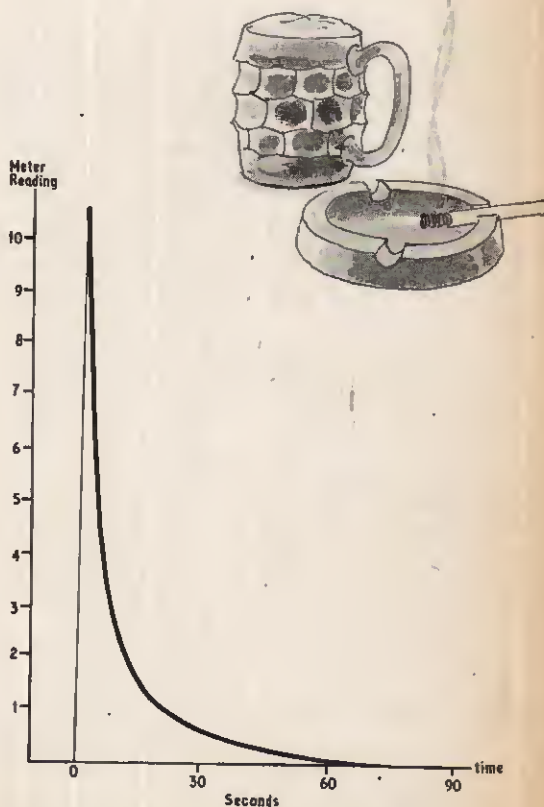


Fig. 3. Gas sensor response time graph

COMPONENTS . . .

Resistors

- R1 470Ω
- R2 3.9kΩ
- R3 10kΩ 2% metal oxide
- R4 39kΩ 2% metal oxide
- R5 1kΩ
- R6 1kΩ
- All 10% ½W except where stated

Potentiometers

- VR1 10kΩ
 - VR2 100kΩ
- } miniature knob presets

Capacitor

- C1 0.22μF

Transistors

- TR1 BC477 or 2N3906
- TR2 TIS43

Sensor

- SGS1 Semiconductor gas sensor
(available from Trampus Electronix,
P.O. Box 29, Bracknell, Berks.)

Meter

- ME1 100μA f.s.d.

Batteries

- B1 U14 1.5V gaslighter
- B2 PP6 9V

Loudspeaker

- LS1 2½in dia, 8Ω

Switches

- S1 Miniature single pole toggle
- S2 D.P.D.T. slide

Plug and Socket

- PL1 3-way DIN
- SK1 3-way DIN

Miscellaneous

Plain 0.1in matrix board 1.9in × 1.5in. Terminal pins. 2A 3-core mains cable, 1 metre. Connecting wire.

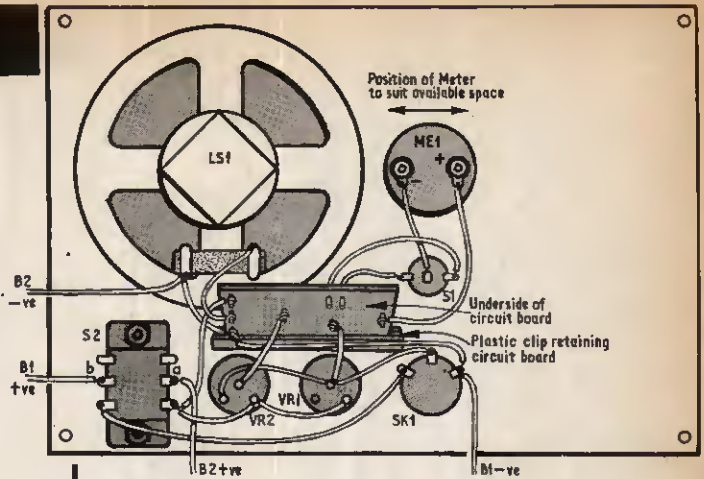


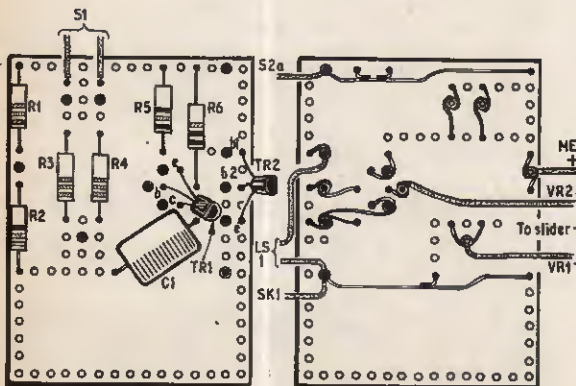
Fig. 6. Front panel interwiring details

touch the zero stop and then rise quickly to beyond full scale, accompanied by a note of rising pitch from the loudspeaker. After about a minute, the meter reading and audio note will begin to decline as the SGS decontaminates. Because absorption takes place when the SGS is not in use, and reaches a high level, five minutes should be allowed for initial warm up and complete deabsorption when the instrument is first switched on.

Now trim VR1 for a reading of 0.2 on the 0-3 range and adjust VR2 for a series of slowly repeated clicks from the loudspeaker, these should cease when the meter is zeroed.

After the initial warm up period the meter zero reading should remain reasonably stable, but remember that the SGS can detect slight traces of smoke and other contaminants in an ordinary room so some fluctuation just above zero will occur. In the event of erratic meter readings, the wiring between B1 and H1 should be suspected.

Out of doors, and in strong draughts, the meter reading may drop below zero due to cooling of the semiconductor chip, this effect can be minimised by enclosing the probe in a simple windshield.



● Terminal pins

Fig. 5. Layout of the components on the perforated board

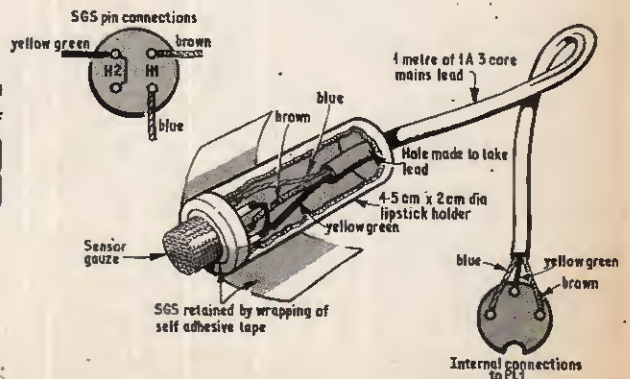



Fig. 7. Details of the sensor probe



Photograph of the rear of the front panel showing Veroboard and meter connections

To test the nose, move the probe near to an open bottle of methylated spirits or blow smoke at the sensor gauze.

APPLICATIONS

If the probe is gently breathed upon one or two hours after drinking a pint of beer, this should be sufficient to cause a reading of 10. The nose can therefore act as an ultra-sensitive breathalyser. Similarly, it may be possible to assess the alcoholic content of drinks by placing the sensor at a fixed distance from a sample of given volume and temperature.

Minor gas leaks from cigarette lighters, camping stoves, and domestic cookers are readily detected, with the aid of the audible indicator, as are fumes from storage batteries and many volatile chemicals. The electronic nose is particularly useful for detecting odourless gases.

When placed near the exhaust of an internal combustion engine, the SGS will respond to carbon monoxide, as well as oil fumes and unburnt fuel, so the reading obtained can be taken as a general measure of engine tune and condition. However, for really accurate results, the exhaust gases should be captured in a bottle or can, the contents of which are "sniffed" in a draught free environment.

For air pollution measurements, the instrument should first be zeroed in a clean air zone, preferably out in the country, and then be taken to the area to be tested. Alternatively, comparative readings can be taken in a city environment by adjusting the meter to read 1 unit instead of zero. A high reading does not necessarily suggest serious pollution as this could be caused by a wide range of harmless volatiles, such as perfumes and deodorants! ★



NEXT MONTH

....BATTLE CHESS

Expand your concept of Chess by introducing realistic "Battle" conditions into the game. Using simple electronic concepts Battle Chess avoids the boredom of Chess played as a court intrigue and takes it into the realms of the military struggle, where factors such as the strength of a piece, its distance from its fellows, morale of a side, are all considered in each individual conflict

AUDIO COMPRESSOR...

The Audio Compressor is a unit which gives a constant output level for a wide range of input levels.

It eliminates the need for constant level adjustment when using a microphone with a tape recorder and can also be used with amateur transmitting equipment to avoid the possibility of overmodulation

MEGOHMMETER...

Both the home electrician and the electronics experimenter will find uses for this simple to build high voltage megohmmeter.

Around the home it can be used to check wiring systems, or to detect dampness in walls. In electronics it can be used to locate poor insulation which could cause trouble in high impedance circuits

SYNTHESISER-7

Ring Modulator and Spring Line Amplifier

The ring modulator enables you to create unique exciting space-age sounds within the range of 25Hz-20kHz.

**PRACTICAL
ELECTRONICS**

AUGUST ISSUE ON SALE JULY 13, 1973



BY FRANK W. HYDE

OUTER HEBRIDES ACTIVITY

In aerospace activities the more glamorous and spectacular events command most attention. The fact is that other very important projects are proceeding which seldom appear in the news. One is the work that goes on at South Uist in the outer Hebrides.

In one day during April this year seven British *Peirel* rockets were launched. This is the first time that more than three launches a day have been made. Each rocket carried a payload constructed at the Science Research Council's Radio and Space Research Station at Slough.

The object of the launchings was to study the ionisation of the atmosphere above 60km (40 miles) altitude. The experimental data gained will demonstrate the development of the D-region of the ionosphere through a day which will assist the checking of the theoretical work in progress at the research station.

Each payload carried a number of experiments dealing with:—

1. Measurements of the electron concentration and the collision frequency of the electrons due to Faraday rotation and differential absorption at three radio frequencies. These frequencies are transmitted from the ground to the rocket.
2. Measurements of electron concentration fine structure using a Langmuir probe designed for this special purpose.
3. Measurement of the intensity of the solar ultraviolet radia-

tion at 1216Å (the Lyman alpha region) and the concentration of molecular oxygen as a result of the atmospheric absorption of this frequency of radiation.

4. The measurement of X-rays from the Sun in the range 2-8 Ångstrom units.
5. A new experiment which was developed in collaboration with the Max Planck institute at Lindau, West Germany and the University College of Wales at Aberystwyth, to measure the concentration of atomic oxygen in the ionosphere by the manner in which corrosion takes place of thin silver film.
6. The housekeeping functions of the vehicle, that is, the attitude of the rocket to the Sun, the slant range of the rocket from the launching site, the instrumentation of temperature etc.

EXERCISE ACHIEVED

The rockets all reached altitudes of some 140km (90 miles) and measurements were transmitted by each rocket to the ground station on South Uist and recorded on tape.

The data shows that the objects of the exercise have been achieved although some problems were met, such as postponements due to gale force winds and spectacular, though from the project point of view unwanted, aurora displays. The performance of this rocket, which is 7½ inches in diameter and nine feet long, has shown that it can be safely launched in near gale force winds.

The project scientist Dr P. H. G. Dickinson of RSRS has praised the support he has received from the U.K. Atomic Energy Authority and from the Army which was responsible for the safety of the range and the surveillance radar on St Kilda. The *Skylark* rocket was designed and made by Bristol Aerojet.

ARGENTINA AND THE SKYLARK

Two test firings have been carried out by a British team for the Argentine government. This is an attempt to use *Skylark* as an Earth resources rocket with the aim of finding a cheaper method of carrying out such surveys.

A combined team from the British Aircraft Corporation and the Royal Aircraft Establishment, Farnborough,

launched the rockets from a transportable launcher to a height in excess of 240km. The payloads consisted of four cameras with different lenses and different films. The descent of the payload was by parachute.

Recovery was very rapid as helicopters were used.

Some 640 photographs were obtained taking in a large part of Argentina. The pictures will be analysed by teams from Reading University and the Instituto Nacional de Tecnologia Agropecuaria of Argentina.

The valuation made will be in terms of land use and crop inventory.

SOVIET SATELLITES

The Soviet Union launched more than three times the number of *Cosmos* photo-reconnaissance satellites than the United States during 1972. In spite of this only 25 per cent more time was logged by the U.S.S.R. amounting to 366 days, compared with 295 days for the United States, which used only eight satellites.

It would appear that there was some acceleration of effort after the international agreement was signed. Eighty per cent of the satellites were of an advanced design with the provision of a rocket that can be vernier controlled which makes it possible to direct the satellite over a specific target.


The cameras used are probably of high resolution and narrow angle to get greater detail.

The satellites are not just used for mapping strategic situated industrial plants. There is a more practical use for them. Two of the satellites were launched at 81 degree orbits and used to check ice packs and sea lanes. Another satellite enabled information about the conditions to be applied to the sea routes with the result that a flotilla of ice breakers and cargo vessels were able to make a safe trip from the Yenisei river to Murmansk. The U.S.S.R. attribute the success to the availability of accurate information from the satellites.

PIONEER

The second Jupiter probe, *Pioneer G*, is now on its way. It will take over from *Pioneer 10* if that vehicle should have difficulty when in the vicinity of Jupiter.

The conditions there could be such that high level radiation could damage the spacecraft. If however, the fly-by is successful the second vehicle will have a slightly different programme. *Pioneer G* or *Pioneer 11* as it will be known will approach within 27,000 miles of the giant planet.



Switched Gain Preamplifier

By D. Crocker

THE amplifier to be described was designed to serve as a general purpose unit for a wide range of applications. It may be used, for example, between a signal source and a power amplifier to increase sensitivity, as an a.c. coupled oscilloscope preamplifier, a monitor amplifier to feed a crystal earpiece directly, or as an impedance matching device for coupling a crystal or ceramic pickup or a crystal microphone to an amplifier having a low input impedance.

In order to make the amplifier as versatile as possible, it was decided that a variable gain of up to 50dB was required together with a wide band width and high input and low output impedances. It should also have a low power consumption so that it may be run from batteries, making it self contained.

CIRCUIT DESCRIPTION

The complete circuit is shown in Fig. 1. In order to obtain a high input resistance, use of a field effect transistor is made in the first stage. Unlike a bipolar (conventional) transistor, that is a voltage operated device drawing very little current from the input signal. The current flowing between the source and drain terminals is varied by the voltage between the gate (the third terminal) and the source.

This varying current is fed to the base of a *p-n-p* transistor, TR2, comprising the second stage.

Since it is desirable to apply negative feedback to the source of TR1 in order to accurately determine the gain and widen the frequency response, the open loop gain (i.e. the gain before feedback is applied) should be above 3,000 for a closed loop gain of 50dB. Although the phase shift between TR1 source and TR2 collector is the required 180 degrees (TR2 having provided this), the gain provided would be much less than 1,000 if TR2 was given a simple resistor as a collector load. Another common emitter stage cannot be used as it would provide an extra 180 degree phase shift, making the feedback positive; an emitter follower, TR3, has therefore been used.

As this can provide no voltage gain by itself, R9, the collector load of TR2, has been bootstrapped by C4. This makes R9 appear to be in parallel with TR3 emitter-base junction, and since the effective resistance of this is lower than R9, most of TR2 collector signal current flows through TR3, giving rise to an amplified collector/emitter current in TR3 which flows through R12, developing an output voltage across it.

SPECIFICATION

| | |
|-------------------------|---|
| Gain | Switched gains of 0, 10, 20, 30, 40, and 50dB |
| Bandwidth | Low frequency: —3dB at 10Hz High frequency: —3dB at: 200kHz (50dB gain) 500kHz (40dB gain) 800kHz (30dB gain) >800kHz (0, 10 or 20dB gain) |
| Maximum output | 12V p-p (no load) 7V p-p (10kΩ load) 1.5V p-p (1kΩ load) |
| Slewing rate | Approximately 10V/μS minimum |
| Noise | Referred to input: approx. 150μV p-p (input open) approx. 25μV p-p (input shorted) |
| Supply current | Approximately 1.2mA |
| Input resistance | 12MΩ with S3 out. |

The overall effect of the emitter follower TR3 and bootstrapped resistor R9 is to make the collector load resistance of TR2 very high, so that TR2 gives a high voltage gain.

FEEDBACK

Negative feedback is applied from the output to TR1 source through R11. As well as enabling the gain to be varied, this stabilises d.c. conditions throughout the amplifier and reduces its output impedance. When S1 is set for unity gain (0dB), full negative feedback is applied; for higher gains resistors R4 to R8 are switched in to reduce the amount of feedback.

For an amplifier of this sort, the gain is given by the formula

$$G = \frac{A(R_s + R_f)}{R_f + R_s A} \quad \text{if } A \gg 1$$

or

$$G = 1 + \frac{R_f}{R_s} \quad \text{if } A \gg G$$

In this circuit A, the open loop gain, is between 3,000 and 7,000 depending on the load. R_f is R11 of Fig. 1 and R_s is the resistor switched in by S1. This resistor is connected in series with C3 in order not to disturb the d.c. conditions.

The current consumption of the amplifier has been reduced to about 1.2mA by giving R12 the rather high value of 10k Ω . This limits the maximum output available when a low impedance is used to the figures given in the specification. Whilst this has proved to be satisfactory, any constructor requiring a higher output current capability can decrease the value of R12 (but not below about 2k Ω) at the expense of reduced battery life.

an open loop gain of over 6,000, so that over 67dB of feedback is applied when the amplifier is set for unity gain, this form of instability has not occurred in the prototype.

CONSTRUCTION

In order to avoid hum pick-up at the high impedance input, the amplifier is constructed in an aluminium box which provides screening. Most of the circuitry is constructed on a piece of 0.1in matrix Veroboard measuring 25.4mm \times 50.8mm.

Before mounting the components, breaks are made in the copper strips as shown in Fig. 2 and terminal pins are inserted from the copper side of the board. These should then be soldered in place and tinned.

The pins in row 7 support the screens; these are made from 2 pieces cut from tin measuring about 9mm \times 33mm and 17mm \times 33mm. They are flattened, cleaned, and one side of each is coated with solder. After placing small pieces of p.v.c. insulating tape between the 5 terminal pins over rows B, D and F, the

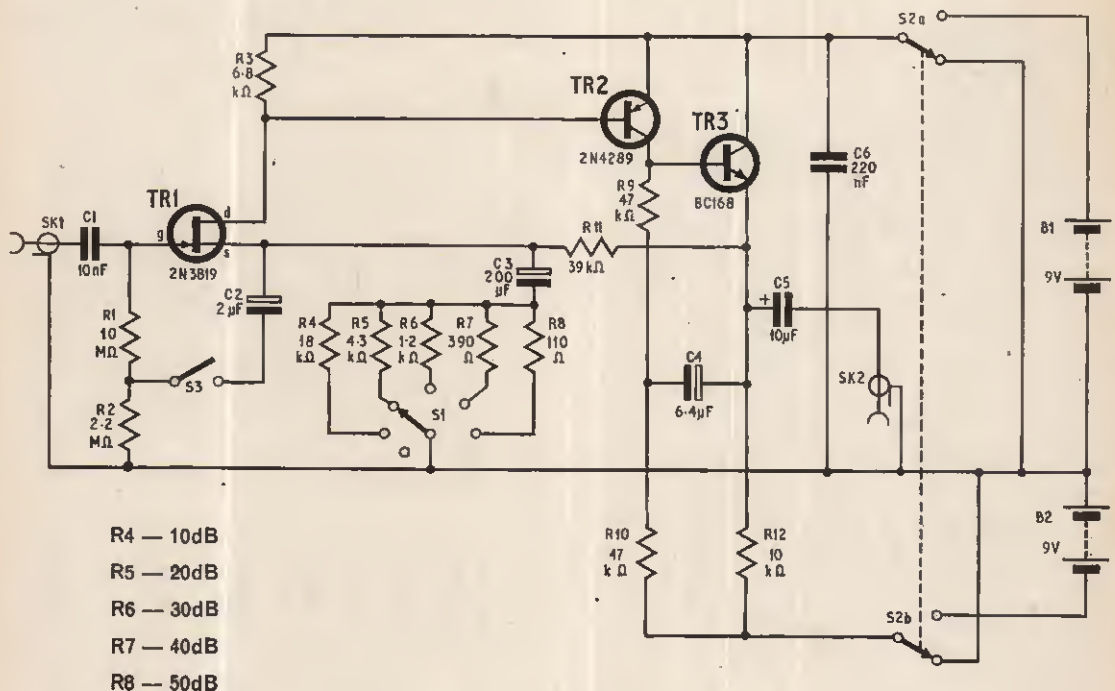


Fig. 1. Circuit diagram of preamplifier.

Since the output offset voltage may be positive or negative, the output capacitor C5 is a tantalum type; these can withstand small reverse voltages.

STABILITY

There are two ways in which an amplifier of this sort might be unstable. First, since the amplifier has a high, non-inverting gain and a high input impedance, feedback from the output to the input can easily occur causing oscillation. This is prevented by placing an earthed metal screen on the circuit board and using co-axial input and output connectors.

Secondly, due to extra phase shift in the amplifier, the feedback through R11 could become positive at high frequencies. In spite of the fact that the amplifier has

screens are soldered in place on the terminal pins in the position shown in Fig. 2. The smaller piece of tin is fitted on the copper side of the board. The components may then be wired in the positions shown in Fig. 3. Component wires should be sleeved where appropriate. An aluminium box measuring 4in \times 2 $\frac{1}{2}$ in \times 1 $\frac{1}{2}$ in with lid is required. The lid is drilled to accommodate the switches and sockets and these fitted.

MOUNTING THE BOARD

In order to mount the circuit board, one face of a $\frac{1}{8}$ in 6 B.A. tapped hexagonal pillar is tinned and soldered to the screen on the copper side of the board, placing it approximately below hole F8 (see Fig. 2), without allowing the screen to part from the pins. The pillar



COMPONENTS . . .

Resistors

- R1 10M Ω
 - R2 2.2M Ω
 - R3 6.8k Ω
 - R4 18k Ω
 - R5 4.3k Ω
 - R6 1.2k Ω
 - R7 390 Ω
 - R8 110 Ω
 - R9 47k Ω
 - R10 47k Ω
 - R11 39k Ω
 - R12 10k Ω
- All $\frac{1}{4}$ W 5% carbon

Capacitors

- C1 0.01 μ F miniature polyester
- C2 2 μ F 16V miniature electrolytic
- C3 200 μ F 6.4V miniature electrolytic
- C4 6.4 μ F 25V miniature electrolytic
- C5 10 μ F 25V tantalum bead electrolytic
- C6 0.22 μ F miniature polyester

Transistors

- TR1 2N3819
- TR2 2N4289
- TR3 BC168B or BC169

Switches

- S1 2 pole 6 way miniature wavechange switch (only 1 pole used)
- S2 d.p.d.t. slider switch
- S3 s.p.s.t. push on/push off switch (see text)

Miscellaneous

- SK1, SK2 Surface mounting co-axial sockets (2 off). B1, B2 9V PP3 batteries (2 off).
- Aluminium box 4in \times 2 $\frac{1}{2}$ in \times 1 $\frac{1}{2}$ in with lid
- 0.1in matrix Veroboard 2in \times 1in. Veropins for 0.1in matrix Veroboard (12). 6BA bolts ($\frac{1}{2}$ in), nuts and washers $\frac{1}{8}$ in or $\frac{1}{16}$ in. Terry clips (2). PP3 battery connectors (2)

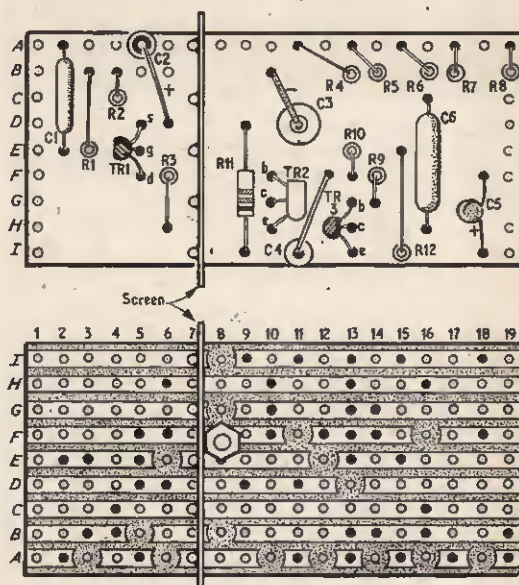
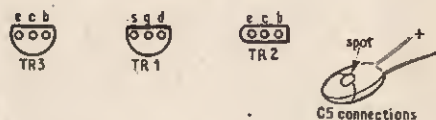


Fig. 2. Component assembly and wiring details.

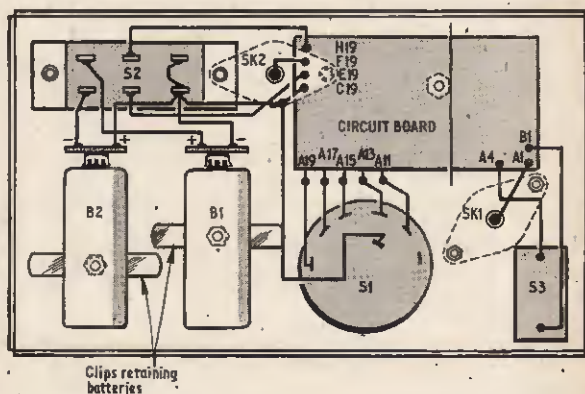



Fig. 3. Total component assembly within the aluminium box.



Rear view of the preamplifier front panel showing layout of components and position of circuit board

should not touch the board itself. It is then necessary to see if the board can be screwed into place by a 6 B.A. bolt passing through the appropriate hole in the lid into the pillar; check that the box will still fit inside the lid, and if necessary desolder and re-position the pillar. This pillar also earths the case.

Once the circuit board has been mounted the components may be wired up as in Fig. 3.

TESTING

When the wiring has been completed and checked the batteries may be inserted. If a milliammeter is available, it may be connected in series with B1. When the circuit is switched on it should read about 1mA (ensure that S3 is out when measuring this). The amplifier can be tested using a signal generator or other signal source and an oscilloscope, power amplifier or crystal earpiece.

USING THE AMPLIFIER

This preamplifier has many uses in the workshop. As an audio preamplifier when a power amplifier has insufficient sensitivity or an input impedance too low for the signal source, as an audio signal tracer (using a crystal earpiece or a small power amplifier), as an i.f. signal tracer (using a detector diode at the output) or as a general purpose oscilloscope pre-amplifier.

In normal use a screened input lead should be used to prevent feedback or hum pick-up, this is not always necessary when the amplifier is fed from a low impedance source.

It should be noted that a very low frequency damped oscillation occurs for several seconds after S3 is closed. Closing S3 gives the amplifier a very high input resistance due to the bootstrapping effect on R1; this may be several hundred megohms when a low gain is being used. However, since the 12 megohm input impedance obtained when S3 is out is usually quite sufficient, some constructors may prefer to omit this facility.

Due to the low current drain the batteries should give several months of operation. The use of silicon planar transistors should make this unit very reliable. ★



BOOK REVIEWS

HANDBOOK OF I.C. CIRCUIT PROJECTS

By Jim Ashe

Published by Tab Books

224 pages, 5½in × 8½in. Price \$4.95 paperback, \$7.95 hardbound

A PART from the very obvious disadvantage over American sourcing and prices, this book forms a useful addition to the shelves where one is comparatively new to work with integrated circuits.

Indeed, the fast reducing prices of i.c.s makes some sort of volume of this type almost mandatory for the experimenter.

The current book deals with the subject from start to finish taking the reader through the basics of i.c.s and their handling and then gently introduces him to various projects. These range from audio equipment through various "novelty" items such as touch-plates to instrumentation and security devices.

Readers of all conversions are catered for from the scientist to the Ham and indeed the author has taken the precaution of supplying a good deal of additional data on specific components, the sources of these and of data and so on. It is unfortunate that much of the source data is not valid here but most readers will be able to find products in the columns of PRACTICAL ELECTRONICS.

R.D.R.

UNDERSTANDING ELECTRONIC CIRCUITS

By Ian R. Sinclair

Published by Fountain Press M.A.P. Book Division

205 pages, 8½in × 5½in. Price £3.50

LIKE Ian Sinclair's earlier book "Understanding Electronic Components", this volume is directed to the reader with some basic understanding of electronics, certainly to the extent of the properties of electronic components and the elementary laws of electrical circuits.

The author has directed his attention to the enthusiast who wishes to extend his understanding of the subject as well as to the undergraduate who wishes a wider understanding of electronics in an overall sense.

It should perhaps be emphasised that this volume does not set out to tell the reader how to construct something so much as how many of the circuits he will meet in electronics actually operate.

R.D.R.

POINTS ARISING

PUSHBUTTON VARICAP STEREO TUNER (May 1973)

Some constructors have experienced oscillation of the voltage regulator i.c. This may be cured by placing a 0.1µF capacitor in parallel with C13. Also some constructors have reported hum picked up by the tuner. This may be cured by increasing C1 from 0.1µF to 1.5µF or 2µF.

NEW DEVICES ...APPLICATIONS

A Schmitt Trigger With Variable Hysteresis

As materials are evolved so new devices appear on the market at prices the experimenter can afford. In addition, existing devices come under scrutiny and are adapted to more and more applications.

In this section we present a selection of both new devices and applications, with news of applications developed for existing devices.

Generally only basic circuit details will be given sufficient for the experimenter to create his own equipment.

THE Schmitt trigger is a two-state device which changes state each time a given input voltage is exceeded. It is one of the most widely used building blocks in electronics today, serving as a pulse shaper, voltage level monitor and voltage controlled switch.

All Schmitt triggers exhibit hysteresis, that is the input voltage at which they trigger is higher than the voltage below which they return to their initial state after being triggered. A typical hysteresis curve is shown in solid lines in Fig. 1 (b).

The application of currently available logic circuitry to form Schmitt triggers has been investigated and one useful solution has been developed by Jim Halligan of Motorola. Using CMOS gates he has created a trigger which exhibits variable hysteresis. That is, in the curve of Fig. 1 (b) the voltage at which the trigger returns to the untriggered state can be varied.

First of all, the CMOS gate as a trigger. Fig. 1 (a) shows a Motorola MC14023 triple, three input, NAND gate from the CMOS family.

The voltage measurement function of the trigger is performed by gate A, the point at which triggering occurs being determined by the threshold voltage of this gate.

The regenerative switching function in which the trigger returns from the triggered to the untriggered state is provided by gates B and C which are cross-connected to form a simple bistable.

The threshold depends on the number of gate inputs which are driven, for example with a power supply V_{DD} at 15 volts if two inputs of a three-input gate are held high the threshold of the third gate is about 5 volts. With all three inputs driven in parallel the threshold is 8.5 volts.

Thus in Fig. 1 (a) gate A has a threshold of 8.5 volts and B a threshold of 5 volts when the output of gate C is high.

In addition, with V_{in} at 0 volts the outputs of gates A and B will be high and, due to bistable action, output of C will be low.

Increasing the value of V_{in} will have no direct effect on gate B as all its inputs must go high if it is to change state. The truth table in Table 1 shows the various operations of the gates.

When V_{in} reaches 8.5 volts the output of gate A will go low as all its inputs are driven in parallel. Thus the input of gate C is 11 from gate B and 0 from gate A. So the output of gate C goes high.

As a result gate B is presented with a 1 (the V_{in} above 8.5 volts) and 11 from gate C. Thus its output goes low.

Hysteresis is created because the gate B now has two inputs high from gate C and one which is driven by V_{in} . The threshold becomes 5 volts.

As V_{in} falls below 8.5 volts gate A output goes high but from Table 1 it can be seen that there will be no change elsewhere following this.

But, as the value of V_{in} falls below 5 volts the outputs of gate B goes high and that of C falls. Thus the circuit resumes its quiescent untriggered state. The transfer characteristics are shown in Fig. 1 (b) and the output waveform at 1 (c).

VARIATION OF TRIGGER

If one of the inputs of gate A is connected to V_{DD} the upper threshold is reduced as shown in dashed in Fig. 1 (b) to 7.5 volts.

The circuit of Fig. 1 (d) uses an MC14011 quad two-input CMOS gate to give true variation of the hysteresis. The value of the potentiometer is not too critical and allows the hysteresis to be set anywhere between 0 and 50 per cent V_{DD} by adjustment of the upper level.

A small value of potentiometer will increase current consumption and a larger one will cause the sensitivity of adjustment to suffer.

Prices of the components are:—14011, £0.52, 14023, £0.52, one off from distributors.

Table 1: NAND Gate Truth Table

| Input | Output |
|-------|--------|
| 000 | 1 |
| 001 | 1 |
| 010 | 1 |
| 011 | 1 |
| 100 | 1 |
| 101 | 1 |
| 110 | 1 |
| 111 | 0 |

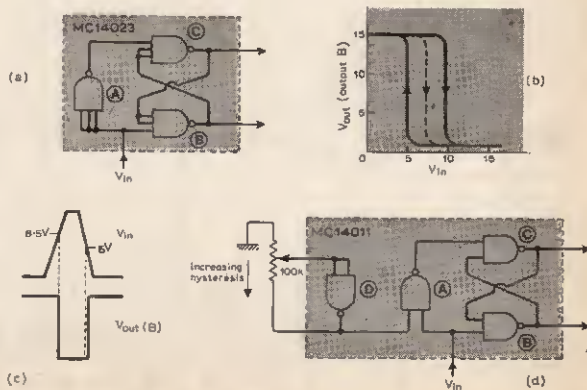


Fig. 1.

BI-PRE-PAK

SUPPLIERS OF SEMI-CONDUCTORS TO THE WORLD

COMPLETE TELEPHONES



EX G.P.O. NORMAL
HOUSEHOLD TYPE

ONLY £1-05

POST & PACKING 45p EACH



TELEPHONE DIALS

Standard Post Office type.
Guaranteed in working order.

ONLY 27½p

POST & PACKING 16½p

TESTED AND GUARANTEED PAKS

| | | | |
|-----|-----|---|-----|
| B79 | 4 | 1N4007 Sil. Rec. diodes, 1,000 PIV 1 amp. plastic | 55p |
| B81 | 10 | Reed Switches, 1" long 1" dia. Highspeed P.O. type | 55p |
| B99 | 200 | Mixed Capacitors. Approx. quantity, counted by weight | 55p |
| H4 | 250 | Mixed Resistors. Approx. quantity counted by weight | 55p |
| H7 | 40 | Wirewound Resistors. Mixed | 55p |
| H9 | 2 | OCF71 Light Sensitive Photo Transistor | 55p |
| H38 | 20 | OC2001/2/3 PNP Silicon uncodded TO-5 can | 55p |
| H30 | 20 | 1 Watt Zener Diodes, Mixed Voltages 6-8-43V | 55p |
| H35 | 100 | Mixed Diodes, Germ. Gold bonded, etc. Marked and Unmarked | 55p |
| H36 | 30 | Short Lead Transistors, NPN Silicon Planar types | 55p |
| H39 | 10 | Integrated circuits 6 gates BMC 962, 4 flip flops BMC 945 | 55p |
| H40 | 20 | BPF 507, 2N696, 2N1613, NPN Silicon uncodded TO-5 | 55p |
| H41 | 2 | BD131/BD132 Complementary Plastic Transistors | 55p |

UNMARKED UNTESTED PAKS

| | | | |
|-----|-----|--|-----|
| B1 | 50 | Germanium Transistors PNP AF and RF | 55p |
| B66 | 150 | Germanium Diodes Min. glass type | 55p |
| B83 | 200 | Trans. manufacturers' rejects all types NPN; PNP, Sil. and Germ. | 55p |
| B84 | 100 | Silicon Diodes DO-7 glass equiv. to OA200, OA202 | 55p |
| B86 | 100 | Sil. Diodes sub. min. IN914 and IN916 types | 55p |
| B88 | 50 | Sil. Trans. NPN, PNP equiv. to OC200/1 2N706A, BSY95A, etc. | 55p |
| H6 | 40 | 250mW. Zener Diodes DO-7 Min. Glass Type | 55p |
| H15 | 30 | Top Hat Silicon Rectifiers, 750mA. Mixed volts. | 55p |
| H16 | 15 | Experimenters' Pak of Integrated Circuits. Data supplied | 55p |
| H17 | 20 | 3 amp. Silicon Stud Rectifiers, mixed volts | 55p |
| H20 | 20 | BY1267 Type Silicon Rectifiers 1 amp. plastic. Mixed volts | 55p |
| H34 | 15 | Power Transistors, PNP, Germ. NPN Silicon TO-3 Can | 55p |

MAKE A REV COUNTER FOR YOUR CAR

The 'TACHO BLOCK'. This encapsulated block will turn any 0-1mA meter into a linear and accurate rev. counter for any car with normal coil ignition system.

£1-10 each



OVER
1,000,000

TRANSISTORS IN STOCK

We hold a very large range of fully marked, tested and guaranteed transistors, power transistors, diodes and rectifiers at very competitive prices. Please send for free catalogue.

600,000 Silicon planar plastic transistors. Unmarked, untested, factory clearance. A random sampling showed these to be of remarkably high quality.

Audio PNP, similar to ZTX500, 2N3702/3, BCY70, etc.
Audio NPN, similar to ZTX300, 2N3708/9 BC107/8/9, BC168/9, etc.

Please state Audio NPN or Audio PNP when ordering.
ALL AT 500 for £3-30, 1,000 for £5-50, 10,000 for £44.

P & P 11p per 1,000

OUR VERY POPULAR 4p TRANSISTORS

TYPE "A" PNP Silicon Alloy, TO-5 can.
TYPE "B" PNP Silicon; plastic encapsulation.
TYPE "E" PNP Germanium AF or RF.
TYPE "F" NPN Silicon plastic encapsulation.
TYPE "G" NPN Silicon, similar ZTX300 range.
TYPE "H" PNP Silicon, similar ZTX500 range.

8 RELAYS FOR VARIOUS TYPES £1-10
P & P 27½p

Our famous PI Pak is still leading in value for money

Full of Short Lead Semiconductors and Electronic Components, approx. 170. We guarantee at least 30 really high quality factory marked Transistors PNP and NPN, and a host of Diodes and Rectifiers mounted on Printed Circuit Panels. Identification Chart supplied to give some information on the Transistors.
Please ask for Pak P.1. Only 55p. 11p P & P on this Pak.



A CROSS HATCH GENERATOR FOR £3-85 !!!

YES, a complete kit of parts including Printed Circuit Board. A four position switch gives X-hatch, Dots, Vertical or Horizontal lines. Integrated Circuit design for easy construction and reliability. This is a project in the September edition of Television.

This complete kit of parts costs £3-85, post paid.

A MUST for Colour T.V. Alignment.

STEREO DECODER £4-95

A ready built unit, ready for connection to the I.F. stages of your existing FM Radio or Tuner Unit. A cell tale light can be connected to show the presence of a Stereo transmission and correct operation of the Unit.

The Unit is in the form of a small printed circuit, and no further alignment is necessary, as all preset adjustments have already been carried out at the factory.
It is recommended that a L.E.D. is used as the indicating light and a suitable device is available from us at 36p.

Supplied with necessary instructions and written guarantee.

FREE CATALOGUE FOR



TRANSISTORS, RECTIFIERS, DIODES, INTEGRATED CIRCUITS, FULL PRE-PAK LISTS

100,000 Plastic Power Transistors
in stock, more on way!
NOW IN TWO RANGES

These are 40W and 90W Silicon Plastic Power Transistors of the very latest design, available in NPN or PNP at the most shattering low prices of all time. We have been selling these successfully in quantity to all parts of the world and we are proud to offer them under our Tested and Guaranteed terms.

| Range 1 | VCE Min. 15 | HFE Min. 15 |
|---------|-------------|-------------|
| 1-12 | 13-25 | 26-50 |
| 40 watt | 22p | 20p |
| 90 watt | 26p | 24p |

| Range 2 | VCE Min. 40 | HFE Min. 40 |
|---------|-------------|-------------|
| 1-12 | 13-25 | 26-50 |
| 40 watt | 33p | 31p |
| 90 watt | 38p | 36p |

Complementary pairs matched for gain at 3 amps. 11p extra per pair. Please state NPN or PNP on order.

INTEGRATED CIRCUITS. We stock a large range of I.C.s at very competitive prices (from 11p each). These are all listed in our FREE Catalogue, see coupon below.

METRICATION CHARTS now available. This fantastically detailed conversion calculator carries thousands of classified references between metric and British (and U.S.A.) measurements of length, area, volume, liquid measure, weights, etc. Pocket Size, 15p, Wall Chart, 18p.

LOW COST DUAL IN LINE I.C. SOCKETS

14 pin type at 16½p each } Now new low 16 pin type at 18p each } profile type.

BOOKS

We have a large selection of Reference and Technical Books in stock. These are just two of our popular lines:

B.P.I. Transistor Equivalents and Substitutes: 40p
This includes many thousands of British, U.S.A., European and C.V. equivalents.
The Iltite Radio Valve & Transistor Data Book 9th Edition: P & P 23½p. 75p
Characteristics of 3,000 valves and tubes, 4,500 Transistors, Diodes, Rectifiers and Integrated Circuits.

Send for lists of publications.

N.B.—Books are void of V.A.T.

Please send me the FREE Bi-Pre-Pak Catalogue.

NAME.....


ADDRESS.....

ALL PRICES INCLUDE 10% V.A.T.
MINIMUM ORDER 50p. CASH WITH ORDER PLEASE. Add 11p post and packing per order. OVERSEAS ADD EXTRA FOR POSTAGE.

BI-PRE-PAK LTD

Co. Regd No. 820919

DEPT. A. 222-224 WEST ROAD, WESTCLIFF-ON-SEA, ESSEX
TELEPHONE: SOUTHEND (0702) 46344



PHONOSONICS P. C. BOARDS



AURORA

Multichannel Sound Controlled Light (PE Apr./Aug. 71). S/c's (excl. SCR's), Rs, Cs, Pots, Cores—8 ch. £17-75; 4 ch. £10-15. Reg. PSU £3-65. PCB 4 ch. control (4 1/2in x 10 1/2in) Mk. 2—also holds rotary or slider pots £2-35. PCB (4 1/2in x 5in) Mk. 2—for PSU, Sync Gen. 8 cores, 8 SCR's, £1-35. SCR's—1A, 50p, 3A, 55p.

All PCBs Fibreglass, Drilled, Roller-Tinned. Layout and Circuit Diagrams Free with each PCB. Unless stated "as published". PCBs are designed by Phonosonics. Pots are rotary unless stated as slider.

A.F. SIGNAL GENERATOR

(PE Nov. 72). S/c's, Rs, Cs, Pots. Cores—8 ch. Sw's, PCB (2 1/2in x 4in) also holds Sw's, £3-15.

AUDIO MIXER

(PE Jan. 72). Rs, Cs, Pots, PCB (1 1/2in x 2in) (i.e. excl.), £1-55.

DOOR BELL YODELLER

(PE Apr. 71). S/c's, Rs, Cs, Pots, PCB (3in x 3 1/2in), £5-10. T/fmr £1-30. L/sprk £1-30.

GEMINI STEREO AMPLIFIER

(PE Nov. 70/Mar. 71) Stereo Sect and PCBs. Pre-amp—S/c's £1-85. Rs, Cs, Pots, Maka-Sw's—with 1W MO Rs, £11-60—with 1/2W CF Rs, £9-35—with 1/4W CF Rs, £8-90. PCB (3 1/2in x 10 1/2in) for sets with MO and 1/2W Rs, also holds rotary or slider pots and Maka-Sw's, £2-10. Main Amp—Rs, Cs, Pots, £5-40. PCB (3 1/2in x 5in), £1-40. PSU—Rs, Cs, Pot, £3-70. PCB (2in x 4in), 75p.

LOGICAL RADIO CONTROL

(PE Apr./Jun. 72)—Details in lists

GEMINI STEREO TUNER

(PE Apr./Jun. 72). Rs, Cs, Pot, £3-80. PCB as publ., £1-80.

MICROPHONE MIXER

(PE Apr. 69). S/c's, Rs, Cs, Pots, £2-90. PCB (3 1/2in x 4 1/2in) also holds 6 rotary or 4 slider pots, £1-20.

POST AND PACKING

U.K. 10p per order. EXPORT at cost—please allow for this when ordering and also state whether air or surface postage required.

BIOLOGICAL AMPLIFIER

(PE Jan./Feb. 73). P/A Set—S/c's, i.e.'s, Rs, Cs, Pots, PCB (1 1/2in x 3 1/2in), £3-70. O/P Stages (S/c's, Rs, Cs, Pots and Sw's as req'd.). Alphaphone 60p, Cardiophone 75p, Freq. Meter £1-90, Vis-Feedback 60p, Audio Amp PC7 avail. to order £4-75.

ELECTRONIC PIANO

(PE Sep. 72/Jan. 73)—Details in lists

MODEL SERVO CONTROL

(PE Feb./Mar. 72)—Details in lists

8 WATT AMPLIFIER

(PW Nov./Dec. 72). Pre-amp—S/c's, Rs, Cs, Pots, Sw—Mono, £2-50; Stereo, £5-20. PCB (3 1/2in x 7 1/2in) (Stereo) also holds rotary or slider pots and Sw, £1-50. Main Amp—S/c's, Rs, Cs, Pot—Mono, £3-90; Stereo, £7-70. PCB (2 1/2in x 3in) Mono, 60p.

holds relay and cores, £1-85. PCB—Sub-Assy. (2 1/2in x 6 1/2in) (Stereo) holds Sw-assoc. Rs, Cs, Presets and mounts on Sw's, 80p.

REVERBERATION UNIT

(PW Nov./Dec. 72). S/c's, Rs, Cs, Slider Pots, T/fmr, £6-80. PCB (2in x 11 1/2in) also holds sliders, £1-20. 9in Spring Unit avail. to order, £3-75.

VIBRASONIC GUITAR

PRE-AMP (PW Sept. 70). Incl. Mic P/A, 2-Guitar P/A, Trem and Tone Controls, Master Volume. S/c's, Rs, Cs, LDR, Rotary Pots, Lamp, Coupling T/fmr, £7-75. PSU, £2-80. PCB (3 1/2in x 10 1/2in) Mk. 2, also holds 7 rotary or slider pots, £2-30.

ULTRASONIC

TRANSMITTER-RECEIVER (PE May 72). S/c's, Rs, Cs, Pot, Relay, Dual PCB (2in x 5 1/2in), £3-90. T/ducers avail. to order, £7-30 per pair.

ALSO

PCBs as published (while stocks last) for: DIGITAL PSU (PE Aug. 72), 60p OSCILLOSCOPE P/A (PE Aug. 72), 60p SCORPIO (PE Nov./Dec. 71), 70p TRIFFID (PE Feb. 73), 60p

AND

DIGITRONIC (PW Mar. 73). Read-out PCB (1 1/2in x 3 1/2in), 60p.

V.A.T.

U.K. Orders only—add 10% to total cost of order.

HI-FI TAPE LINK

(PE Mar./Apr. 73). S/c's, i.e.'s, Rs, Cs, Relay and pc-base, Pot Cores and pc-bases, Sw's, Pots, Panel Lamps—Mono, £11-80; Stereo, £18-70. PSU, £2-50. PCB—Main Assy. (3 1/2in x 9in) (Stereo) also

TAPE NOISE LIMITER

(PE Feb. 72). S/c's, Rs, Cs, Pot, PCB (1 1/2in x 3in), £2-20. Reg. PSU and PCB (1 1/2in x 2 1/2in), £3-20.

VERSATILE LIGHT EFFECTS UNIT

Single Channel Sound Controlled Light with built-in variable strobe. (PE June 72). S/c's, Rs, Cs, Pots, T/fmrs, Keyswitch, £8-85. PCB (3 1/2in x 7 1/2in) Mk. 2, also holds pots, Sw, T/T T/fmr, £1-50. SCR's—1A, 50p, 3A, 55p.

PHOTOPRINT PROCESS CONTROL

(PE Jan./Feb. 72). Finds exposures, controls timing, sets, mains voltage. S/c's, SCR, LDR, Rs, Cs, Pots, Relay, Keyswitch, T/fmr, £7-60. PCB (3 1/2in x 5 1/2in) also holds pots, Sw, relay, £1-20.

SOUND SYNTHESIZER

(PE Current Series) Details of PCBs and Components in list. Free mailing list service available for further information about PCBs and Sets for this project.

LIST

S.A.E. for free list and with all enquiries please.

PHONOSONICS, DEPT. PE7, 25 KENTISH ROAD, BELVEDERE, KENT DA17 5BW

MAIL ORDER ONLY

Ever had Component Problems?

1. Problems of choosing your components?
2. Problems of getting them quickly?
3. Problems of locating a supplier?



CHEER UP!

HOME RADIO (COMPONENTS) LTD have created a catalogue and an organisation that between them solve your problems simply & economically

PUT US TO THE TEST

FIRST YOU'LL NEED THE CATALOGUE. SEND COUPON with 77p CHEQUE or P.O.

The price of 77p applies only to catalogues purchased by customers in the UK and to BFPO addresses.

Please write your Name and Address in block capitals

Name _____

Address _____



HOME RADIO (Components) LTD, Regd. No. 912966 London Dept. PE, 234-240 London Road, Mitcham CR4 3HD

INGENUITY UNLIMITED

A selection of readers' suggested circuits. It should be emphasised that these designs have not been proven by us. They will at any rate stimulate further thought. This is YOUR page and any idea published will be awarded payment according to its merits.

TAPE MOTOR CONTROLLER

THE mechanical governor provided on a recently acquired portable tape recorder motor posed problems of electrical noise and mechanical wear. Thus it was decided to replace it with an electronic system to control motor speed both within a given speed setting as did the original governor and from speed to speed as is often achieved using different sized pulleys.

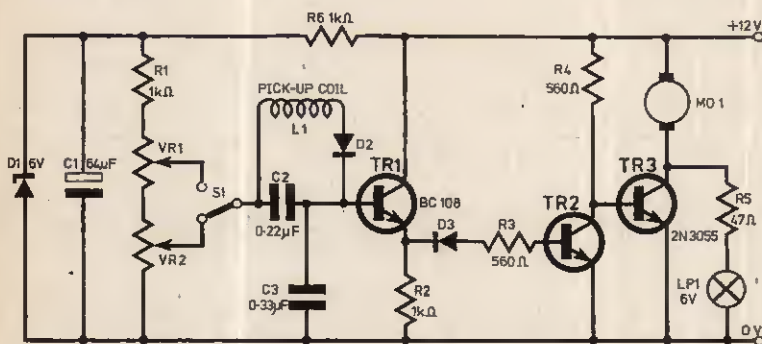


Fig. 1. Circuit diagram for the tape motor controller

The circuit of the system is shown in Fig. 1 where current supply to the motor is controlled by TR3, itself controlled by the base voltage of TR1. A basic d.c. bias is applied to the base of TR1 from the Zener circuit and chain, R1, VR1/VR2. This sets the main motor speed.

Regulation of the speed about the selected value is supplied by detecting motor shaft speed using a pick-up coil and magnet assembly as shown in Fig. 2. The coil provides an a.c. voltage to D2 which thus gives a d.c. bias at the base of TR1. As the voltage fed back depends on the rotational speed of the motor speed control over a wide range is possible.

Under normal operating conditions the voltage from emitter follower TR1 appearing across R2 is about 2V. An increase in speed raises this value making D3 conduct through R3 and TR2 conducts heavily. This cuts the bias on TR3 to slow the motor.

Similarly, a decrease in motor speed reverses the process.

Supply voltages from 8 to 15V are acceptable and in addition to exhibiting good quick-start properties, the equipment provides almost twice motor voltage on full stall condition.

Colin Anderson,
Wanganui, New Zealand

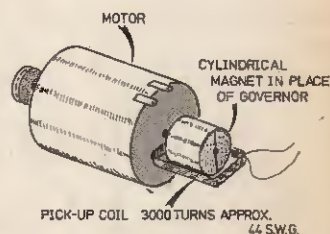


Fig. 2. Pick-up coil and magnet arrangement

THE DTL integrated circuit type 9944 is a cheap dual buffer amplifier in one dual-in-line package and can be used to make a reliable, economical lamp flasher.

In the circuit, diagram Fig 1, the two amplifiers are cross-connected with capacitors C1 and C2, the values of which determine the frequency. The circuit becomes a multivibrator with the lamp LPI in one collector.

Numbers in the circuit are the i.c. pin numbers.

If C1 and C2 are 100µF (over 8V rating), a flashing rate of 30 per minute is obtained. Any 6V low current bulb may be used or the circuit could be used to operate a relay.

The Mullard equivalent i.c. is the DTL FCH 121, but the pin numbering is different. On this device, pins 1 and 8 are 6 and 8. Cross-connect pins 8 with 13 and pins 1 with 6, using the capacitors C1 and C2. Also pin 7 is +6V and pin 14 is ground (neg).

A. M. May,
Weybridge.

I.C. LAMP FLASHER

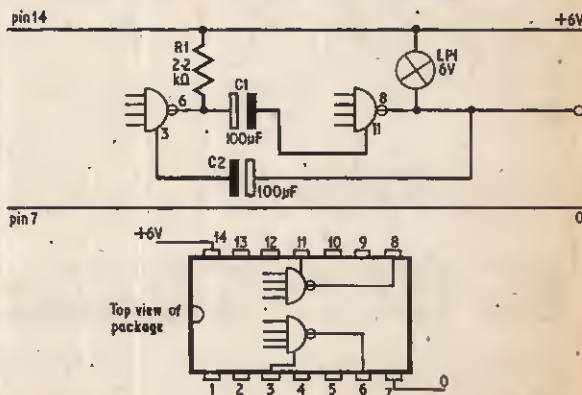


Fig. 1. Circuit diagram and i.c. connections for the simple flasher



WINDSCREEN WIPER CONTROL



THIS device, which can only be used with those windscreen wiper motors having a self-parking system since the system serves to turn-off the thyristor, can provide sweep delays of from 2 to 35 seconds.

The circuit is very simple, see Fig. 1, and uses few components. The original was constructed in a 35mm film can with switch S1 mounted on the variable resistor VR1. The control transistor is a UT46 or equivalent (2N2646) and the thyristor uses the can as a heatsink.

If the vehicle is negative earth with the windscreen wiper motor switched in the earth lead then the can may be earthed and only two leads are needed. One for positive supply and one for the positive supply to the wiper motor. As the thyristor is in parallel with the wiper motor polarity must be observed with care or triggering will not occur.

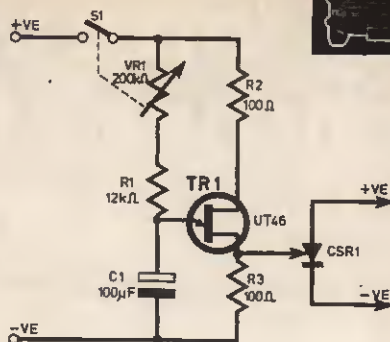


Fig. 1. Windscreen wiper delay circuit

The thyristor should be a high p.i.v. version, in the original a 7A 50V p.i.v. type was used.

C. M. Calver,
Melton Mowbray

ENGINE TEMPERATURE CONTROLLER

The circuit of Fig. 1 includes a stabiliser section, TR1, R1, R3, C1 and D1. This supplies power for the remainder which is basically a Wheatstone bridge circuit in which the thermistor TH1 forms one arm.

Balance of the bridge determines when the transistor TR2 cuts off. The vehicle fan is switched by RLA1.

For operation the normal "Temperature High" warning indicator is replaced with a thermistor. In practice the circuit is fail safe in that if TR2 goes open circuit for any reason then the fan is automatically switched on.

When the engine is cool the thermistor has a high resistance which puts TR2 in the ON condition. As temperature increases and resistance decreases the bias voltage across the transistor decreases until TR1 cuts off. The level of cut-off is determined by VR1. The value of R3 is determined by measuring the bridge circuit resistance and making R3 equal it. R1 may need adjusting if R3 is high.

Manual over-ride and a form of test facility may be provided by replacing the link by a switch.

If required a temperature indicator can be added as shown in Fig. 2. The voltmeter must have a high resistance with respect to R2. The 6 volt Zener is used to hold the zero down by 6 volts. In practice the "normal" temperature will probably show as about 1 volt.

R. K. Todd,
Albrighton

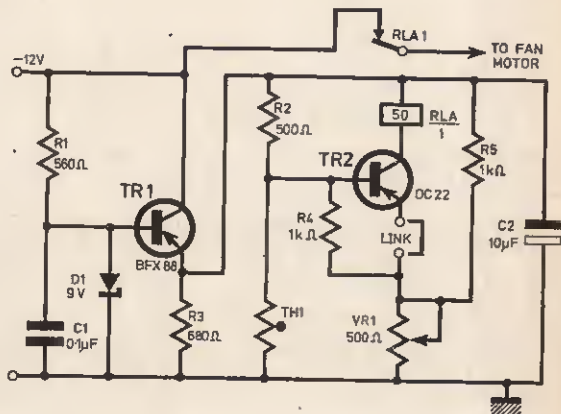
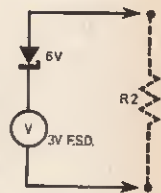


Fig. 1. Circuit for the temperature controller

Fig. 2. Adding a temperature gauge



BRAKE LIGHT MONITOR

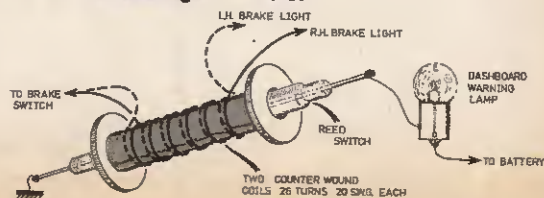
INDICATION of the state of the brake lights on a vehicle may be obtained without inserting extra lamp bulbs in the brake light circuit by using a reed switch actuated by a specially wound double coil to actuate a panel indicator lamp.

The circuit shown in Fig. 1 indicates the simplicity of the idea. Two coils serve to actuate the one reed but they are counter-wound so that as long as the pair of brake lights operate the reed remains quiescent. If

one or other bulb fails then the reed is operated to give an indication at the dash board.

S. W. F. Morum
Chislehurst

Fig. 1. Brake light monitor



Give us six months, and we'll turn your hobby into a career.

You have a hobby for a very good reason. It gives you a lot of pleasure.

So if you can find a job that involves your hobby, chances are you'll enjoy your work more, and you'll do better work.

Now CDI can help you find such a job. A job where you'll be responsible for the maintenance of a computer installation. A job that pays well too. If you're interested in mechanics or electronics (without necessarily being a

mathematical genius), have a clear, logical mind and a will to work, then we can train you to be a Computer Engineer inside six months.

So give us a call. CDI. We're the Training Division of one of the world's largest computer manufacturers. And we have the experience to know if you can make it. A ten minute talk with us, and you could be on the way to spending the rest of your life with your hobby.

Ring
01-637 2171

between 9 a.m. and 9 p.m. and ask for Mr PLUMMER

It's quicker and easier to phone, but if you prefer, send this coupon to: Control Data Institute, Wells House, 77 Wells Street, London, W.1.

Please give me further information.

Name _____

Address _____

Age _____

Phone _____

PE7

**CONTROL DATA
INSTITUTE**

**CONTROL DATA
LIMITED**

The Training Division of one of the world's largest Computer manufacturers.

WATFORD ELECTRONICS

35 CARDIFF ROAD, WATFORD, HERTS. ENGLAND

C.W.O. Please. P. & P. please add 10p to orders under £2
MAIL ORDER. CALLERS SATURDAYS ONLY

TRANSISTORS

| | | | |
|-------|-----|-------|-----|
| AC125 | 12p | AF114 | 12p |
| AC126 | 12p | AF115 | 12p |
| AC127 | 12p | AF116 | 12p |
| AC128 | 12p | AF117 | 12p |
| AC187 | 12p | OC26 | 40p |
| AC188 | 12p | OC28 | 40p |
| AD161 | 30p | OC35 | 40p |
| AD162 | 30p | OC42 | 10p |

| | | | | | |
|-------|-----|-------|-----|---------|-----|
| OC44 | 10p | BC149 | 12p | 2N2926G | 10p |
| OC45 | 10p | BD131 | 49p | 2N2218A | 13p |
| OC70 | 10p | BD132 | 49p | 2N2220 | 10p |
| OC71 | 10p | BF194 | 15p | 2N2221 | 10p |
| OC72 | 10p | BF195 | 15p | 2N2483 | 10p |
| BC107 | 8p | BFY50 | 22p | 2N2484 | 10p |
| BC108 | 8p | BFY51 | 22p | 2N3014 | 10p |
| BC109 | 8p | | | 2N2926G | 9p |
| BC147 | 12p | | | 2N2926V | 9p |
| BC148 | 12p | | | | |

| | | | | | |
|-----------------------|----|--------|-----|------------------------|--|
| DIODES AND RECTIFIERS | | BYZ13 | 16p | ZENER DIODE. BYZ 88. | |
| OA85 | 7p | IN4004 | 7p | 400mW Range. 3.3V-30V. | |
| OA91 | 5p | IN4007 | 5p | Rect. 1A 30p. | |
| OA200 | 8p | IN914 | 5p | | |
| OA202 | 8p | IN4148 | 5p | | |
| IN4001 | 6p | BZY10 | 20p | | |

| | |
|--|--------------------------|
| LINEAR IC'S. DIL PACKAGING. | |
| 709C | 30p, 741C 32p, 723C 80p. |
| DIL SOCKETS: 8 pin 23p; 14 and 16 pin 15p. | |

VEROBOARD

| | | |
|-----------------------|------|------|
| 2 1/2 x 3 1/2 in | 0-1 | 0-15 |
| 2 1/2 x 5 in | 20p | 18p |
| 3 1/2 x 5 in | 24p | 22p |
| 3 1/2 x 3 1/2 in | 24p | 22p |
| 3 1/2 x 5 in | 27p | 30p |
| 2 1/2 x 17 in | 75p | 60p |
| 3 1/2 x 17 in | 97p | 84p |
| 5 x 17 in | 120p | |
| 2 1/2 x 17 in (plain) | | 40p |
| 3 1/2 x 17 in (plain) | | 60p |
| 5 x 17 in (plain) | | 80p |
| Pkt. 50 pins | | 20p |
| Spot face cutter | | 42p |
| Pin insertion tool | | 52p |

JACK PLUGS AND SOCKETS

| | |
|------------------------|---------------------|
| Standard Screened, 12p | 2.5mm Screened, 8p |
| Stereo Screened, 30p | 3.5mm Screened, 10p |
| Standard Socket, 12p | 2.5mm Socket, 7p |
| Stereo Screened, 15p | 3.5mm Socket, 7p |

DIN PLUGS & SOCKETS

Pin: 2, 3, 4, 5 (180° or 240°)
Plugs; 12p. Socket 8p.

COMPACT CASSETTES

C60 40p; C90 55p;
C120 75p.

PHONO PLUGS AND SOCKETS

SOCKETS: PLUGS assorted colours 5p.
Socket: Single 5p
Double 7p
Triple 10p

SWITCHES

Toggle 10p
SPST 22p
DPDT
SLIDE SWITCH 10p
IA

D.C. POWER SUPPLY: Current 500mA. O/P Voltage: 3, 4.5, 6, 7.5, 9, 12. Price: £3-65. P. & P. 15p.

STEREO HEADPHONES.

HOSIDEN DH-02V-5.
8 ohm: Individual vol. control. Soft ear padding. Light wt. PRICE: £2-85. P. & P. 15p.

RESISTORS

| | | | | | | |
|---------------------------------------|------|-----------------------|------------------|-----|-------|------|
| High stability low noise carbon film. | | Miniature wire wound. | | | | |
| Power Watts | Tol. | Range | Values Available | 1-9 | PRICE | 100+ |
| 1/4 | 5% | 2.2-2.2M | E12 | 1p | 10-99 | 0-7p |
| 1/2 | 5% | 2.2-4.7M | E12 | 1p | 0-8p | 0-7p |
| 1 | 5% | 2.2-10M | E12 | 2p | 1-6p | 1-4p |
| 4 | 10% | 1-10 ohm | E12 | 6p | 5p | - |

Do not mix ohmic values to obtain quantity prices. Ignore fraction

POLYESTER CAPACITORS. Axial lead type:

400V: 0-001µF, 0-0015µF, 0-0022µF, 0-0033µF, 0-0047µF, 0-0068µF, 21p; 0-01µF, 0-015µF, 0-022µF, 0-047µF, 3p; 0-068µF, 0-1µF, 0-15µF, 4p; 0-22µF, 7p; 0-33µF, 10p; 0-47µF, 13p.
160V: 0-1µF, 0-15µF, 4p; 0-22µF, 5p; 0-33, 6p; 0-47µF, 7p; 0-68µF, 10p; 1µF, 13p.
Radial lead P.C. type:
250V: 0-01µF, 0-015µF, 0-022µF, 3p; 0-033µF, 0-047µF, 0-068µF, 3 1/2p; 0-1µF, 4p; 0-15µF, 4p; 0-22µF, 0-33µF, 5p; 0-47µF, 7p; 0-68µF, 10p; 1-0µF, 11p.

ELECTROLYTIC CAPACITORS. Miniature axial lead type.

63V: 1µF, 1.5µF, 2.2µF, 3.3µF, 4.7µF, 6.8µF, 10µF, 15µF, 22µF, 47µF, 68µF, 6p each.
40V: 100µF, 6p; 150µF 25V, 6p; 25V: 220µF, 11p; 470µF, 13p; 680µF, 20p; 1,000µF, 25p.

CERAMIC CAPACITORS: 50V d.c. Plaquette body 25mm leads.

Range: 22pF-10,000pF. Price 2p each.

POTENTIOMETERS: Carbon Track

0-25W, Log and linear values
5k Ω - 2M Ω Single Gang 12p
5k Ω - 2M Ω s/gang W/switch 24p
5k Ω - 2M Ω Dual gang 37p
1K linear single gang 12p
Knobs Pointer type 8p
Small Aluminium 10p
Black chrome rim 15p

SLIDER POTENTIOMETERS

0-25W log and linear values
10k Ω - 100k Ω Single gang 35p
10k Ω - 100k Ω Dual gang 50p
Knobs 10p

PRESET POTENTIOMETERS

0-25W 1k Ω - 1M, Hor. and Vert. 5p
0-1W Vert. only 3p

WATFORD ELECTRONICS, 35 CARDIFF RD., WATFORD Herts. England. Enclose 10p stamps for our comprehensive catalogue

Name _____

Address _____

2N414 £1.25 POST FREE

The I.C. Radio in a TO18 can. Supplied complete with data sheet No. 10, which contains specification, circuit and details and prices of components such as ferrite rods, compression trimmers etc.

I.C. Sockets

Dual-in-line or Zig-Zag (Dial), 14 and 16 pin
Our Price 1p per pin

| Slider Pots | | log | lin |
|-------------|------------|-------|-----|
| Single | Dual | | |
| 10K | 10 + 10K | | |
| 35K | 25 + 25K | | |
| 50K | 50 + 50K | | |
| 100K | 100 + 100K | Knobs | |
| 30p | 50p | 10p. | |

NEW LISTS
LOUDSPEAKERS No. 4
COILS AND INDUCTORS No. 5
TRANSFORMERS No. 6
(postage 5p)

Diodes & Rectifiers

| | | |
|-----------|-----------|-------------|
| AA119 9p | BA156 15p | BY176 £1-50 |
| AA120 9p | BA243 56p | BY182 £1-50 |
| AA129 9p | OA47 10p | BY260 23p |
| BA102 25p | OA79 9p | IN4001 5p |
| BA115 17p | OASD 7p | IN4002 7p |
| BA130 10p | OA91 7p | IN4003 8p |
| BA145 20p | OA200 10p | IN4004 8p |
| BA148 20p | BY100 15p | IN4005 10p |
| BA154 13p | BY128 15p | IN4008 12p |
| BA155 14p | BY127 15p | IN4007 15p |

CHROMASONIC electronics

VDR's & Thermistors

| | | |
|------------------|------------|------------|
| A158 75p | GL23 £1-00 | VA1005 15p |
| C21 15p | R53 £1-32 | VA1026 13p |
| C24 13p | R54 £1-48 | VA1033 13p |
| C213A 13p | VA1000 10p | |
| E298 ED/A268 19p | VA1065 10p | |
| E298 ZZ/06 19p | VA1055 10p | |
| GL16 £1 7p | VA1034 10p | |

Resistors

1/2 watt 5% Carbon Film - low noise Hi-Stabs

All E24 values 1p each plus p. & p. 7p for up to 50 Resistors and a further 2p for each additional 50. Deduct 33% for 100 of one type or 25% for mixed orders over £1 in value.

1W - 10% Carbon Composition 3p each
2W 10% Carbon Composition 6p each
21W 5% Wire wound 8p each
5W Wire wound 9p each
10W Wire wound 10p each

plus p. & p. 7p for up to 25 resistors plus 1p for each additional 25.

SGS EA1000

3 Watt Audio Amplifier

Our Price Inc. handbooks £2-48

10+ less 10%
25+ less 20%
100+ less 30%

8 Watt Amplifier

Our Price £3-99
Less quantity discount.

Potentiometers

| | | |
|------|-------|-------|
| 5KΩ | 50KΩ | 500KΩ |
| 10KΩ | 100KΩ | 1MΩ |
| 25KΩ | 250KΩ | 2MΩ |

log or lin less switch (& 1KΩ lin) 12p
log or lin with switch 24p
dual less switch 40p
dual with switch 10K, 100K & 1M log only 52p
10K log + 10K anti-log less switch 40p

Eliminators

6 volt @ 50mA £1.50
9 volt @ 50mA £1.50
6 & 9 volt, 50mA £2.50
9 & 9 volt, 50mA £2.50
7 1/2 volt for cassette recorders £2.00
6, 7 1/2 or 9 volt 500mA (Blus.) £3.99
Car Battery Converter fully stabilised to provide 6, 7 1/2 or 9 volts (p. & p. 15p on all types) £4.99

Presets

Vertical or Horizontal

| | | | | |
|-------------|--------------|-------|--------|--------|
| 0.1 watt 5p | 0.25 watt 7p | | | |
| 100 Ω | 1K Ω | 10K Ω | 100K Ω | 1M Ω |
| 250 Ω | 2.5K Ω | 25K Ω | 250K Ω | 2.5M Ω |
| 500 Ω | 5K Ω | 50K Ω | 500K Ω | 5M Ω |

Capacitors

| disc ceramic | | | low voltage | |
|---------------|-----|------------|-------------|--|
| 0.1µF 18v | 5p | 0.1µF 30v | 5p | |
| 0.22µF 18v | 5p | 0.22µF 5v | 5p | |
| 0.47µF 12v | 5p | 0.47µF 12v | 5p | |
| ceramic plate | | 30V | | |
| 1000pf | 10p | 4700pf | 10p | |
| 2200pf | 10p | 10,000pf | 10p | |

Ceramic - plate 63V (C333)

| | | | |
|-------|-------|-------|-------|
| 1.8pf | 8.2pf | 33pf | |
| 2.2pf | 10pf | 39pf | 150pf |
| 3.3pf | 12pf | 47pf | 180pf |
| 3.9pf | 15pf | 56pf | 220pf |
| 4.7pf | 18pf | 68pf | 270pf |
| 5.6pf | 22pf | 82pf | 330pf |
| 6.8pf | 27pf | 100pf | |

all 5p. each

mylar film 100V

| | | |
|-----------|----------|-----------|
| 1000pf 2p | 0.1µF 3p | 0.06µF 4p |
| 2000pf 2p | 0.2µF 3p | 0.1µF 4p |
| 5000pf 2p | 0.5µF 3p | 0.2µF 5p |

polystyrene 100V
10pf to 10,000pf in multiples of 10, 15, 22, 33, 47 & 68. 3p each

metallised polyester 250V (C280)

| | | |
|-----------|-----------|-----------|
| 0.1µF 3p | 0.08µF 3p | 47µF 8p |
| 0.15µF 3p | 0.1µF 4p | 68µF 11p |
| 0.22µF 3p | 0.15µF 4p | 1µF 13p |
| 0.33µF 3p | 0.22µF 5p | 1.5µF 20p |
| 0.47µF 3p | 0.33µF 6p | 2.2µF 24p |

metallised polyester 400V (C281)

| | | |
|-----------|-----------|----------|
| 0.1µF 4p | 0.27µF 6p | 22µF 10p |
| 0.15µF 4p | 0.08µF 6p | 33µF 14p |
| 0.22µF 4p | 0.1µF 7p | 47µF 15p |
| 0.33µF 5p | 0.15µF 8p | |

silvered mica 1% (>50pf) 500V

| | |
|----------------|------------------|
| 2.2pf-820pf 7p | 4.7nF-5000pf 19p |
| 1nF-2.2nF 5p | 6000pf-0.1µF 29p |

mixed dielectric 800V

| | | |
|-----------|-----------|----------|
| 0.1µF 7p | 0.47µF 7p | 22µF 15p |
| 0.22µF 7p | 0.06µF 8p | 47µF 24p |
| 0.33µF 7p | 0.1µF 8p | 1µF 33p |

Please add 10% V.A.T. to your total order

MAIL ORDERS: Where no p. & p. charge is shown, a minimum of 7p applies, p. & p. on overseas orders is charged at cost.
ADDRESS TO: M. O. Dept.
56, Fortis Green Road, London, N10 3HN.
Telephone: 01-863 3705

Heat Sinks

| | |
|---------|----------|
| TOS 10p | TO66 14p |
| TO18 5p | TO3 15p |

Power Tab 13p

DIP10/2 for 5LA03D 15p

10D 50p

Transistors & Integrated Circuits

| | | | | | |
|------------|-------------|------------|-----------|----------------|---------------|
| AC187 25p | BC147 16p | BF166 15p | OC81 19p | 2N1304 22p | 2N5172 15p |
| AC188 17p | BC148 16p | BF177 35p | OC140 20p | 2N1711 25p | 82V88 16p |
| AC122 15p | BC149 16p | BF732 35p | OC170 20p | 2N1958 30p | ZENER'S ea. |
| AC128 15p | BC157 12p | BF750 34p | OC171 30p | 2N2955 all 19p | LO32T1 £1.50 |
| AC176 25p | BC158 16p | BFY11 21p | 2X107 15p | 2N8053 25p | L036T1 £1.50 |
| AC187 25p | BC159 12p | BR330 26p | 2X108 12p | 2N8054 25p | L037T1 £1.50 |
| AC187K 25p | BC169 12p | BU521 26p | 2X109 12p | 2N8055 48p | MC1368 £1.75 |
| AC188K 25p | BC168 15p | BU528 26p | 2X190 12p | 2N8378 12p | MC1369 85p |
| AC190 20p | BD115 67p | BU105 20p | 2X301 15p | 2N8379 12p | MC1350 75p |
| AD140 40p | BD131 70p | MJE340 67p | 2X302 20p | 2N8379A 10p | MC1351 £2.00 |
| AD140 40p | BD132 76p | MPP192 40p | 2X303 20p | 2N8379B 10p | MC1352 £1.00 |
| AD140 40p | BD134/2M.P. | MPP103 37p | 2X304 25p | 2N8379C 10p | MC4000B 48p |
| AD161 60p | | MPP104 37p | 2X341 20p | 2N8379D 15p | MFC4006A 35p |
| AD162 60p | BF160 21p | MPP105 40p | 2X500 15p | 2N8378 12p | LN880 £1.48 |
| AF115 18p | BF176 20p | MPP106 45p | 2X501 15p | 2N8379 12p | SL403 £1.50 |
| AF116 18p | BF178 20p | OC28 40p | 2X502 20p | 2N8379A 12p | TAD100 £1.50 |
| AF117 18p | BF181 25p | OC35 48p | 2X503 12p | 2N8379B 12p | 2N8379C £1.50 |
| AF139 25p | BF184 25p | OC48 15p | 2X504 50p | 2N8379 25p | |
| BC107 10p | BF185 25p | OC71 11p | 2X507 25p | 2N8303 15p | uA795C 34p |
| BC108 10p | BF194 15p | OC72 17p | 2N708 12p | 2N8394 17p | uA710 45p |
| BC109 10p | BF195 15p | OC78 17p | 2N708 12p | 2N8405 21p | uA793C 85p |
| | | | | 2N8905 12p | uA791C 47p |

Mullard B Siemens Electrolitics

| CAP. µF | VOLTAGE | | | | |
|---------|---------|-----|----|----|----------|
| | 4 | 6.3 | 10 | 16 | 25 40 63 |
| 1 | — | — | — | — | — 6p |
| 1.5 | — | — | — | — | — 6p |
| 2 | — | — | — | — | — 6p |
| 2.5 | — | — | — | — | — 6p |
| 3.3 | — | — | — | — | — 6p |
| 4.7 | — | — | — | — | — 6p |
| 6.8 | — | — | — | — | — 6p |
| 10 | — | — | — | — | — 6p |
| 15 | — | — | — | — | — 6p |
| 22 | — | — | — | — | — 6p |
| 33 | — | — | — | — | — 6p |
| 47 | — | — | — | — | — 6p |
| 68 | — | — | — | — | — 6p |
| 100 | — | — | — | — | — 6p |
| 150 | — | — | — | — | — 6p |
| 220 | — | — | — | — | — 6p |
| 330 | — | — | — | — | — 6p |
| 470 | — | — | — | — | — 6p |
| 680 | — | — | — | — | — 6p |
| 1000 | — | — | — | — | — 6p |
| 1500 | — | — | — | — | — 6p |
| 2200 | — | — | — | — | — 6p |
| 3300 | — | — | — | — | — 6p |
| 4700 | — | — | — | — | — 6p |

Quantity Prices on application.

Veroboard

| Copperclad | Plain |
|-----------------|-------|
| 0.1" 0.15" | 0.15" |
| 2 1/2" x 1 1/2" | 6p |
| 2 1/2" x 3 1/2" | 25p |
| 2 1/2" x 5" | 24p |
| 3 1/2" x 3 1/2" | 24p |
| 3 1/2" x 5" | 27p |
| 1 1/2" x 2 1/2" | 67p |
| 1 7/8" x 2 1/2" | 90p |
| 1 7/8" x 5" | 70p |
| 3 1/2" x 5" | 75p |

Spot-face Cutter 36p
Pin Insertion Tool 47p
Terminal Pins 18p per pack of 36

ADCOLA INVADER

ROTTARY MAINS SINGLE WAFER ROTARY

Coax Plug 10p
Coax (Fib) Sockets £4.45
Coax (Surface Socket) 8p
Din Plug 13p
Din Socket A, B or C 8p
Insulated TERMINALS 13p each (takes 5mm plug)

Spartan Solder Dispenser. Contains 12 lb. of called 18.5% e.g. Ensil Multi-core Sovil Alloy.

SLIDE D.P.D.T. 17p
TOGGLE S.P.E.T. 250V, I.A. 18p
TOGGLE D.P.D.T. 250V, I.A. 26p


Hi-Volt Electrolitics

| CAP. µF | VOLTAGE | | | |
|---------|---------|----|-----|-----|
| | 15 | 25 | 40 | 84 |
| 50 | — | — | 35p | 40p |
| 1250 | — | — | — | 75p |
| 1600 | — | — | 40p | 80p |
| 2000 | — | — | — | 75p |
| 2500 | — | — | — | 75p |
| 3200 | — | — | 50p | 85p |
| 4000 | — | — | — | 85p |
| 6400 | — | — | 75p | 95p |

Aluminium Boxes

Including baseplate and screws

| No. | L. | W. | D. | Price | p. & p. |
|------|--------|--------|--------|-------|---------|
| (7) | 2 1/2" | 5 1/4" | 1 1/2" | 35p | 8p |
| (8) | 4" | 4" | 1 1/2" | 35p | 8p |
| (9) | 4" | 2 1/2" | 1 1/2" | 35p | 8p |
| (10) | 4" | 5 1/4" | 1 1/2" | 40p | 8p |
| (11) | 4" | 2 1/2" | 3" | 35p | 8p |
| (12) | 3" | 2" | 1 1/2" | 32p | 8p |
| (13) | 6" | 4" | 2" | 50p | 10p |
| (14) | 7" | 5" | 2 1/2" | 58p | 12p |
| (15) | 8" | 6" | 3" | 75p | 18p |
| (16) | 10" | 7" | 3 1/2" | 85p | 20p |



OF SEMICONDUCTORS

PART 1 TRANSISTORS AND SMALL-SIGNAL DIODES

By M. J. Rose (MULLARD LTD.)

THE FIRST transistor emerged from Bell Telephone Laboratories twenty-five years ago. Since then, the whole electronics industry has been transformed. Perhaps the most important change the transistor brought about was the introduction of new technologies of manufacture.

It is from the development of these technologies that the many types of present-day semiconductor device have come. These two articles present an overall, and necessarily brief, survey of these devices.

THE FIRST TRANSISTORS

In 1948 John Bardeen and Walter Brattain of Bell Telephone Laboratories invented the point-contact transistor.

The point-contact transistor had two fine wires placed close together on a semiconductor wafer. It was shown that not only was the current flowing between one of the wires and the semiconductor wafer affected by the current between the other wire and the wafer, but under certain conditions amplification could be obtained.

Perhaps the most important result of the point-contact transistor was that it provided experimental verification of the previous theoretical work. It paved the way for the junction transistor, a much more practicable device, invented by William Shockley also of Bell Telephone Laboratories in 1950.

JUNCTION TRANSISTOR

The junction transistor is essentially a sandwich of *p*-type and *n*-type semiconductor material containing two *pn* junctions. The first transistors were literally sandwiches, being made by the alloy-junction method.

A simplified cross-section of an alloy-junction transistor is shown in Fig. 1. This method of manufacture is still used for some audio-frequency transistors today.

Restrictions in minimum base width achievable with this technology gave the early alloy-junction transistors a cut-off frequency of approximately 1MHz, although refinements of the manufacturing technique raised this to approximately 5MHz.

ALLOY-DIFFUSED AND MESA TRANSISTORS

Other types of transistor were developed during the 1950's to overcome the limitations of the alloy-junction type. One of these types was the alloy-diffused transistor. The base layer of the alloy-diffused transistor was very thin, giving a cut-off frequency of approximately 800MHz.

Another type of transistor was the mesa transistor, originally developed to improve the switching characteristics. Its construction is shown in Fig. 2. The

mesa transistor could operate with switching waveforms with rise times in the region of $1\mu\text{s}$.

The technique of mesa etching is still used today in some types of transistor.

PLANAR TRANSISTORS

The introduction of the planar transistor in 1960 marked several important changes in transistor manufacture. Silicon rather than germanium was used as the semiconductor material with considerable advantages. Silicon transistors will withstand higher junction temperatures than germanium ones, and have higher voltage ratings and lower leakage currents.

Diffusion from vapour into clearly-defined areas of the silicon wafer enabled close control to be exercised, and the diffusion areas could be constructed by photographic techniques. For the first time in transistor manufacture, true mass-production techniques could be applied, with a consequent drop in price.

In the manufacture of silicon transistors an oxide layer is grown over a wafer of *n*-type silicon. Windows can be cut in this oxide by etching in areas defined by exposure through a mask, and *p*-type silicon formed by a boron diffusion. A second oxide layer is formed, selectively etched, and *n*-type silicon formed by a phosphorus diffusion. In this way a transistor is built up, as shown in Fig. 3.

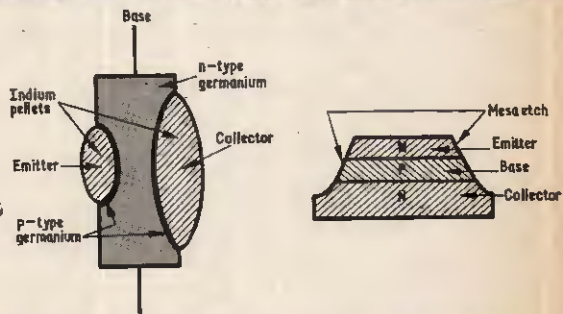


Fig. 1. Simplified cross-section of an alloy-junction transistor (left)

Fig. 2. Cross-section of mesa transistor (right)

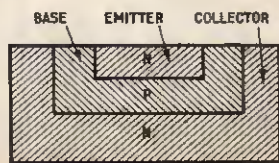


Fig. 3. Cross-section of planar transistor

Because the area of diffusion defined by a mask is the same for each transistor, the whole of a silicon wafer can be exposed at the same time. Thus up to 10,000 transistors can be manufactured on a silicon wafer 5cm in diameter in one manufacturing sequence.

Planar transistors can operate at frequencies up to the microwave region, well above 1GHz.

PLANAR EPITAXIAL TRANSISTORS

A development of the planar transistor that improves the performance is the planar epitaxial transistor. In this type, the transistor is formed in an epitaxial layer which is simply a layer of silicon with a near-perfect crystal structure. The silicon wafer on which the layer is grown forms a substrate as shown in Fig. 4.

By forming the epitaxial layer of high resistivity material but making the collector in the layer very thin, a transistor with high breakdown voltage and high collector current can be obtained.

FIELD-EFFECT TRANSISTORS

The transistors described so far are bipolar types, the current being conducted by two types of carriers (electrons and holes). The field-effect transistor (f.e.t.) is a unipolar transistor, the current being conducted by one type of carrier only.

A current-carrying channel of *n*-type silicon is surrounded by the *p*-type gate, as shown in Fig. 5. When a positive voltage is applied between drain and source, a current flows through the channel. A depletion layer is formed at the *p-n* junction of the gate and channel, and by applying a negative bias between the gate and source the depletion layer moves into the channel to restrict the area available for current flow. As the bias increases, a value is reached, the pinch-off voltage, at which no current flows. Thus the current through the f.e.t. can be controlled by the gate voltage, as in a triode valve.

The f.e.t. described is a junction f.e.t. or j.f.e.t.

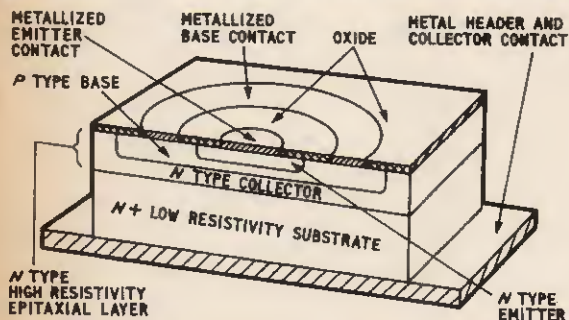


Fig. 4. Cross-section of planar epitaxial transistor

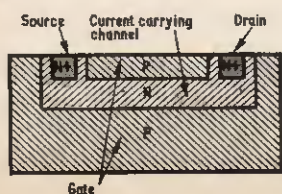


Fig. 5. Structure of junction FET

Another type can be constructed, the insulated-gate f.e.t., MOSFET or MOST. The initials MOS strictly speaking stand for Metal Oxide Semiconductor.

MOS refers to the construction of the transistor formed, a metal gate (aluminium or polysilicon) insulated from the silicon substrate by a layer of silicon oxide, as shown in Fig. 6.

By applying a voltage of the correct polarity to the gate, a current-carrying channel can be formed between the source and the drain, and when a voltage is applied across the source and the drain, a current flows.

The current-carrying channel in a *p*-type substrate is an *n*-type inversion layer. Similarly, a *p*-channel is formed in an *n*-type substrate. In addition, the *p*-channel and *n*-channels MOSTs can be enhancement or depletion types. Enhancement MOSTs are normally off, and require a gate voltage greater than the threshold voltage before conduction can occur. Depletion MOSTs are normally on, and require a pinch-off voltage on the gate to stop conduction.

Thus the circuit designer has four types of MOST to choose from for his application. All types of f.e.t. have very high input impedances, and so form a useful complement to bipolar transistors.

UNIUNCTION TRANSISTOR

A unijunction transistor consists of a bar-shaped silicon slice with contacts either end and a *p-n* junction (the emitter) at some point along the length, see Fig. 7. It is therefore a three-terminal device but with only one junction.

With no emitter current flowing, the bar acts as a simple voltage divider with a fraction of the interbase voltage providing a reverse bias across the emitter junction. As the emitter voltage is increased, no appreciable current flows until the emitter voltage is greater than the reverse bias when there is a sudden increase in current. The unijunction transistor can therefore be used as a voltage-triggered device, in oscillators and sensors.

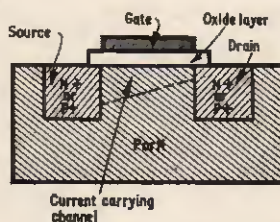


Fig. 6. Structure of MOSFET

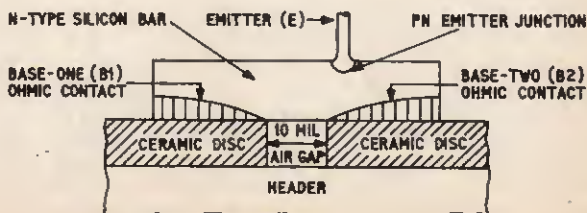


Fig. 7. Cross-section of a typical unijunction transistor

HIGHER POWER, HIGHER FREQUENCY

The development of the planar technology during the 1960's enabled the operating frequency of small-signal transistors to be raised so that by the end of the decade transistors with cut-off frequencies of 6GHz and capable of switching waveforms with rise times of 1ns were available.

Germanium power transistors could handle about 10W with a suitable heatsink. This power level was increased with the introduction of silicon power transistors. Today, silicon power transistors for low-frequency operation are manufactured by the single-diffused method, or, where high voltages are to be encountered (1kV or more), by the triple-diffused method. Powers of up to 150W typically can be handled.

The planar epitaxial technology enabled the operating frequency of power transistors to be raised considerably. More complex base-emitter configurations were developed to take operation high into the radio frequencies. A typical configuration is the interdigital one where fingers of the emitter layer interleave fingers of the base layer. Typical performance figures of present-day r.f. power transistors are 100W at 50MHz and 10W at 2GHz.

OTHER TYPES OF TRANSISTOR

The mesa transistor has an epitaxial base layer. The lightly-doped base is grown on a heavily-doped collector, the emitter layer diffused, and the complete structure mesa etched. The resulting transistor is rugged and has a low collector resistance.

Hometaxial transistors are made by simultaneously diffusing impurities on both sides of a homogeneous base layer, followed by a mesa etch of the emitter. Because of the homogeneous base, the risk of hot spots is reduced, and the transistor has good second-breakdown properties. The wide base width also gives good voltage breakdown properties.

Triple-diffused transistors are also manufactured in this way; the base and emitter are diffused on one side of the collector wafer as usual, but a third diffusion is used to form another collector layer. The technique can be used on planar or non-planar devices, and gives an improved value of collector saturation voltage.

SMALL-SIGNAL DIODES

The modern point-contact diode uses a germanium wafer to which a fine wire contact is welded. Because the current rating is very low (only a few milliamps) these diodes are only used for applications where junction diodes cannot be used efficiently, for example, as detector and mixer diodes at microwave frequencies.

Besides the low current rating, germanium point-contact diodes have a low inverse voltage and a high reverse current. These disadvantages were overcome by the introduction of the silicon junction diode in the mid-1950s. The junctions were made first by alloying with aluminium pellets, and later by diffusion. With the introduction of the planar technology, planar epitaxial diodes became available.

The limit of operating speed is set by the lifetime of the minority carriers formed by the reverse voltage. Gold doping reduces the lifetime of minority carriers in silicon, and by using silicon diodes with small junction areas and gold doping, recovery times of less than 5ns are obtained, making the diodes suitable for use in high speed computers.

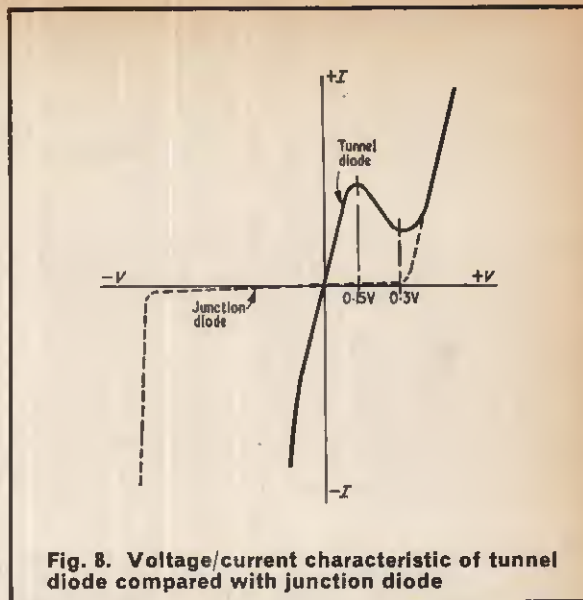


Fig. 8. Voltage/current characteristic of tunnel diode compared with junction diode

Faster switching diodes can be made by using gallium arsenide instead of silicon as the semiconductor material.

"ZENER" DIODES

As the reverse voltage across a junction diode is increased, a point is reached where the small leakage current suddenly increases. This "breakdown" may be caused by electrons breaking from their bonds (the Zener effect), or more usually by avalanche breakdown.

In this type of breakdown, the electron minority carriers gain sufficient velocity to dislodge other electrons which in turn are accelerated sufficiently to dislodge further electrons. There is therefore a sudden build-up of current, and this may destroy the diode.

If the breakdown can be controlled, however, a useful range of devices, generally called (incorrectly) Zener diodes but more accurately voltage regulator diodes, is obtained. The value of breakdown voltage V_B is determined by the doping level of the impurities in the diode.

Voltage regulator diodes are incorporated into supply lines to provide a simple method of stabilisation. Special types with very low temperature coefficients are called voltage reference diodes, and provide a simple form of voltage standard. If the voltage regulator diode is made rugged enough to withstand the dissipation, then it can be used to suppress voltage transient surges. Such range suppression diodes can withstand surges as high as 10kV provided the duration is only a few microseconds.

TUNNEL DIODES AND VARACTOR DIODES

Two types of diode use the properties of *pn* junctions to give special characteristics. The tunnel diode uses a normal *pn* junction in which both regions are heavily doped. With a reverse bias such a large number of electrons are present at the junction that some "tunnel" their way across the junction. Similarly, with a small forward bias below that required for conduction in a

normal diode, tunnelling occurs. The forward tunnel current reaches a peak at approximately 0.15V, then decreases until normal forward conduction occurs at approximately 0.3V.

The V/I characteristic of a tunnel diode is shown by the full line in Fig. 8 with, for comparison, the characteristic of a normal diode in broken lines. The negative resistance part of the tunnel diode characteristic can be used in oscillators.

The varactor diode uses the capacitance of a reverse-biased *pn* junction. The reverse bias causes a depletion layer between the *p* and *n* regions, the width of the layer being proportional to the voltage. The junction area is made large to exploit this effect and to provide a reasonable change in capacitance with voltage.

Varactor diodes can be used as tuning elements to replace such devices as the parallel-plate tuning capacitor. They also have application as frequency multipliers. A string of varactor diodes and tuned circuits can be used to generate power efficiently at microwave frequencies from a lower-frequency source.

MICROWAVE DIODES

Some types of diode have properties that make them especially useful at microwave frequencies. Such types are the backward diode, PIN diode, Schottky barrier diode, and Gunn diode.

The backward diode, as the name implies, is a reverse-biased junction diode but one in which the breakdown voltage occurs very near the zero voltage point. Thus the resistance with reverse bias is lower than the forward resistance. Backward diodes can therefore be used as microwave detectors.

The PIN diode is also a *pn* junction but with a layer of intrinsic silicon between the *p* and *n* regions. With a forward bias, the PIN diode presents a low resistance because the bias injects carriers into the intrinsic region. With a reverse bias, however, the resistance remains very high. The PIN diode can therefore be used as a detector and also as a switch.

The Schottky barrier diode uses a metal-semiconductor junction as the rectifying element. Like the point-contact diode, the Schottky diode has the advantage of not suffering from minority carrier storage effects that limit the performance of junction diodes. Thus Schottky diodes can be used for higher-frequency applications, and also for very fast switching.

GUNN DIODE

The Gunn diode is not, strictly, a diode at all as it does not contain a rectifying element. It is formed by a thin layer of *n*-type gallium arsenide grown on a gallium arsenide substrate. The substrate forms the "anode" of the Gunn diode, while a "cathode" contact is formed on the face of the *n*-type layer.

When a low d.c. voltage is applied across the diode, high field regions called domains are formed at the cathode and rapidly cross to the anode. Current pulses are superimposed on the steady current through the diode, the frequency of the pulses depending on the transit time and therefore the thickness of the layer. For a thickness of 10 μ m, the frequency is 10GHz.

The Gunn diode can be mounted in a tuned cavity to form a simple microwave oscillator with advantages in space and cost over such devices as klystrons. Maximum output powers up to 3W can be obtained from Gunn diode oscillators.

The second article will describe power devices, photo devices, and integrated circuits.

PHYSICS

EXHIBITION

It is interesting to see that, in the issue in which PRACTICAL ELECTRONICS publishes an article on an "Electronic Nose", we are also able to describe an electronic alcohol meter which will probably replace the so-called Breathalyser in drinking-and-driving cases and prove useful in many fields of research.

BREATHALYSER?

The Alcolmeter, as the latter is called, is an electronic instrument capable of indicating the presence and concentration of certain chemicals in air. It was on show at the Physics Exhibition, Earls Court, in April together with several other interesting items which show the steady movement of electronics into the important field of measurement and control.

The Alcolmeter uses a "fuel cell" developed to detect only alcohol unlike the one used in the P.E. Electronic Nose, which is capable of much wider application. In operation the Alcolmeter cell gives an output in millivolts dependent on the alcohol content of air drawn into a cell chamber by a small single-stroke pump. This is amplified and applied to a meter calibrated in milligrams of alcohol per 100 millilitre of blood. It is understood that accuracy is up to the requirements for normal police operation here so we can perhaps expect to see the instrument in use on the roads soon.

Of course, such an instrument has many applications in research and, using somewhat different cells, can be made to detect other types of chemical.

Light detection in the operation of power stations was well in hand on the CEBG stands with a demonstration of the Nordust smoke monitor, used to identify the presence of dust in smokestack gases. This instrument uses light scattered back to a photocell from dust particles in the airstream. Here electronics not only makes the operation possible in terms of sensitivity, as the amount of light available is very small, but also in terms of removal of anomalies due to cell variables by using balanced input operational amplifiers.

LOOKING AT FIRE

Similarly, it is only because electronic techniques such as correlation between two signals exists that the CEBG have been able to develop a flame monitor capable of identifying one flame in a furnace using perhaps 20 burners. This is effected by looking at the flame in question from two different directions, correlating the outputs of the viewing cells and indicating the amount of correlation present. Where there is a high percentage, say 80 or more, the flame is alight. Under any other conditions the amount of correlation is much lower. Such equipment can be used to initiate some form of "flame-out" warning.

On the signal generation front it looks as if there are some interesting developments afoot. The Royal Radar Establishment at Malvern have developed some devices called Surface Acoustic Wave Oscillators using an excess gain amplifier and a SAW delay line.

As both devices are very small and can be made using photoetching techniques, samples have been prepared capable of oscillation up to 490MHz as a fundamental frequency and mounted in a single TO8 can. It is envisaged that frequencies up to 1GHz are well within the bounds of possibility with this device. But first of all some problems over temperature variations have to be overcome.

Gerry Brown . . .

ON THE FRINGE



OHM NURSERIES

Gardening is not one of my personal predilections, although there are times when the subject manages to stir a glimmer of interest in me, as when, a few months ago, someone employed electronic means to accelerate crop-shedding (which you will, no doubt, recall) in orchards. Then there's the subject, requiring a lot more scrutiny (and perhaps something to which we shall return) called "Electrology" claiming an ability to reproduce whole outlines of leaves by previous photography of incomplete or damaged specimens!

However, the subject taking interest with a number of nurserymen in Canada right now is the result of some researches recently conducted by Professor D. S. Fenson and Dr G. Craig for their department of agriculture. Apparently, too much guesswork is associated with assessing the right time to lift plants for storage during the winter, following a hardening-off period in the autumn.

Measurement of the plants (in this case the strawberry) resistance, electrical that is, they have established a direct correlation with the fittest time to dig 'em up. This resistance changes (they don't say how) with the sudden drop in temperature immediately preceding the winter, thus permitting early removal of the less hardy plants before frost damage can occur.—Do I hear an "ohm groan" from the non-gardeners?

GETTING THROUGH

Would you believe, communication-without-wires (apart from jungle drums, semaphore, and heliographs) was "old hat" before either Marconi, or, that great Russian, Popof, "invented" radio? Actually, it was about 1866; even prior to the invention of the electric lamp, that a dentist, one Mahlon Loomis, demonstrated a workable electric wire-less set-up over a distance exceeding 14 miles.

Just how this worked is not terribly clear, but in essence it consisted of a pair of kites, one at each station, carrying some several hundred feet of wire "line". This, at the "transmitter" was grounded to earth, while at the "receiver" it was terminated to earth via a sensitive galvanometer.

The principle of operation seems to have been one which relied upon charged air currents and, presumably, a stiff breeze to boot. But credit where it is due, he *did* manage in some way (by, probably, making and breaking the transmitter earth connection) to interfere with the static charge in the vicinity of the wire and so influence the overall electrical equilibrium; sufficient, certainly, to be detected well over ten miles away.

Obviously, there must have been both considerable delays, and uncertainty about the reception (particularly for changes in wind direction and speed) but his idea at the time carried enough conviction for two fair sized companies to be formed; unfortunately, poor old Loomis died without ever fully realising his ambitions and with him too did the "atmospheric communicator".

RADIO VACUUM

You might be interested to hear that even today people are experimenting with methods foreign to normal transmission techniques to overcome the many disadvantages, to name poor penetration of the walls of buildings as a typical one. Just the other day I learnt that Dr Richard Arnold of Argonne National Laboratories in Illinois managed to achieve success with the transmission of a pulse-coded signal along a muon beam of all things! Since muons are atomic particles, detection consisted of a scintillation counter arrangement.

If this were not enough, my colleague, inspired by all this chat about particulate transmitters, assures me that once he has overcome the teething troubles with the bag size of the laboratory vacuum cleaner, he is entirely convinced that we will be able to announce the birth of the worlds first dust'n'soot scatter propagation system; what do you think?


NASTY TASTE?

Apart from the ferry, Gosport now seems to be in the position to capture our hearts with yet another singularly cunning piece of wizardry; a firm there has brought into being an electronic (more accurately, ionic) water de-bugging device.

Designed to clip into the supply pipe, it works on the principle that bacteria have a common dislike for

silver ions, and comprises simply a pair of electrodes which cause ions to go into solution and rapidly interact with the bugs, "doing them in" very quickly. One of these units can comfortably handle as much as 250 litres of brackish aqua in a little over a minute or so.

Good news for campers, but what happens once it's in the gut, I wonder? Perhaps the stomach's hydrochloric acid converts it to the chloride which ought to be very harmful, except to your pocket; have you seen the price of silver recently?



QUESTION OF FITNESS

Probably because I'm a bit of an "odd-ball" anyway, the Editor and I sometimes have difficulty agreeing about the relevance of subject matter in this column to the field of electronics; and, since this magazine is one which sets out to deal fairly exclusively with the subject, it isn't unreasonable that he should expect there to be some link. But there's the problem. Just what is some link? And by exclusively, do we really mean restrictive?

Each time you buy your copy of P.E. have you ever wondered whether, sooner or later, the "crunch" might come when there will be literally nothing left to invent? Of course, there are the good old standbys like electronic doorbells, burglar alarms, and so forth, plus even more sophisticated ways of doing these same things in miniature. But what then?

In this inventing lark, for whatever the outlet, it seriously looks as if, to survive, we must look upon our particular subject in a less exclusive way. Indeed, to innovate in the real sense of the word must require us to never completely exclude any other discipline, just in case it turns out to be vital!


Once we (and, certainly, industry) accept this maxim, my prediction is that it will only be a matter of time before technology sees the "birth" of Interfacing Engineers capable of performing a sort of inter-disciplinary integration. Henceforth, instead of knowing an awful lot about a little, they will be in the unique position to discover myriads of, previously unheard of, applications from the suddenly limitless number of available permutations.

Let's drink to the daring, the real innovators, and to the possession of minds that never permit us the hollow excuse to be bored stiff!

PE Sound Synthesiser 6

TONE CONTROL & EXPERIMENTAL SOUND STUDIO

By G.D. Shaw



THIS month the Tone Control module will be described together with some notes on the setting up of an experimental sound studio.

HUTCHINSON TONE CONTROL

The tone control circuit used in the Synthesiser is based upon the design by P. B. Hutchinson which appeared in *Wireless World* (November 1970) and which, in turn, was inspired by R. Ambler's design for a "Tone Balance Control" which was published in the March 1970 issue of the same journal. A number of minor changes have been made to the original circuit in order to make it fully compatible with the circuitry in the Synthesiser but the frequency selective network, suggested by Hutchinson have been retained.

The type of tone control usually adopted for the majority of domestic equipments is that in which the greatest effect occurs at the extreme ends of the audio frequency spectrum while the mid-band frequencies remain relatively unchanged. The Baxandall and Siemens designs provide just such a characteristic. In recent years however there has been a tendency towards extending the scope of the tone controls in domestic equipment.

For purely domestic purposes there is no doubt that the ability to manipulate the frequencies over the whole of the audio frequency spectrum can make an enormous difference to the quality and effect of the ensuing sound. The Hutchinson tone control circuit combines many of the advantages of mid-band correction with relatively severe "end of range" effects all of which are extremely useful to the experimenter in sound.

TONE CONTROL RESPONSE CURVES

Fig. 6.1 shows a graphical representation (shown dashed) of the kind of effect obtainable by means of a conventional tone control circuit of the passive kind. Note that there is very little effect on the mid-range frequencies even when the treble and bass controls are adjusted to their maximum value positions.

On the other hand, the designed response of the Hutchinson circuit (shown solid) provides an overlap of bass and treble responses ranging from about 200Hz to 4kHz. The provision of separate boost and cut controls to both the bass and treble ranges therefore means that it is possible to tailor the overall characteristic of the curve to suit many particular applications. It is, for

example, possible to build up tonal correction curves to compensate for deficiencies in sound transmission transducers such as pick-ups or loudspeakers.

The basic principle of operation is illustrated graphically in Figs. 6.2 and 6.3. Each potentiometer in the circuit controls the 3dB frequency of a curve having a slope of about 6-7dB/octave, the function of the potentiometers being in accordance with the direction of the slope. In Fig. 6.2 the dashed lines (1) represent the effect on the audio frequencies when all the controls are set flat. Since both the boost and cut selective networks are designed to have a fairly close match a similar result is obtained if all controls are set to their maximum positions.

With all the controls set flat, the effect of advancing any one of them is to bring the related slope further into the audio spectrum. The dotted line (2) shows the result of advancing the treble boost control about halfway. So far, of course, the resultant curve is similar to that obtainable from a conventional tone control circuit but if the treble cut control is now advanced from its flat position the effect is to reduce the

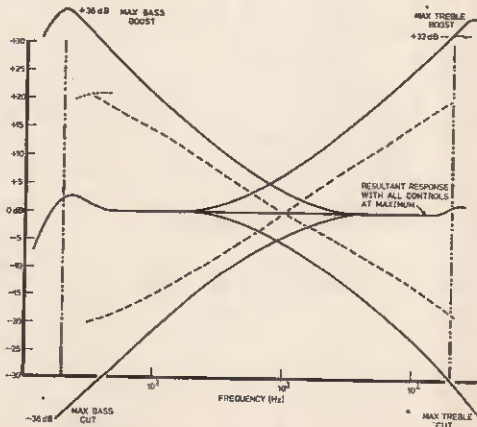


Fig. 6.1. A comparison of characteristic curves obtained from a conventional passive tone control (shown dashed) and those from the Hutchinson circuit (shown solid)

degree of boost to the upper frequencies without affecting the boost applied to the middle frequencies. This is shown as the overall resultant (4) by means of the solid line in Fig. 6.2.

An advantage of this form of control lies in the possibility of combining the effect of boost and cut settings from opposite ends of the spectrum to provide a resultant slope of up to 12-14dB/octave. A typical curve obtainable from such combination is shown in Fig. 6.3.

tone control basics

The general form of the tone control circuit is shown schematically in Fig. 6.4, from which it will be seen that two frequency selective networks are employed. One lies directly in the signal path to the operational amplifier and acts as the cut network whilst the second lies in the amplifier feedback loop and acts as the boost network.

The design of each network is identical and is shown in Fig. 6.5. C1, R1 and VR1 form a simple first-order high pass filter with a slope of about -6dB/octave. The 3dB frequency is given by $1/CR$ where C is the value of C1 and R is the value of R1 in series with the value of VR1. With the component values shown the highest 3dB frequency is thus 1.54kHz and the lowest is 28Hz. C2, R2 and VR2 form a simple first-order low pass filter again with a slope of about -6dB/octave. In this case the highest 3dB frequency is 22.6kHz and the lowest is 415Hz.

The same network is able to provide boost characteristics since, in the feedback path of the operational amplifier, it reduces the a.c. feedback thereby increasing the gain of the amplifier.

Depending upon the settings of the potentiometers the input impedance of the frequency selective networks can vary between 470 ohms in parallel with 470 ohms at minimum and 25.5 kilohms in parallel with 25.2 kilohms at maximum. It is thus necessary to provide a driving source having an output impedance of less than 200 ohms.

Similarly, it is necessary to compensate for changes in output impedance of the tone control circuit by driving into a load of 50 kilohms or more.

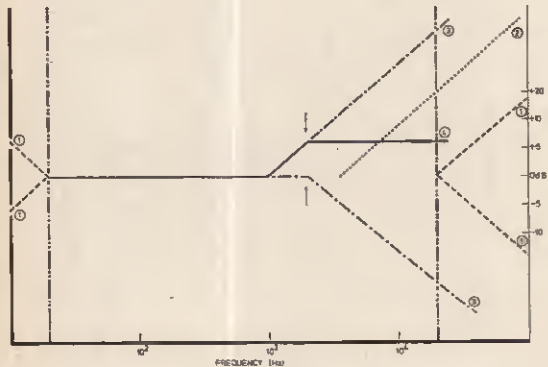


Fig. 6.2. Operation of the Hutchinson Tone Control circuit. Controls set flat (1), treble boost advanced—other controls flat (2), projected treble boost and cut with controls adjusted separately (3), resultant curve resulting from summing the boost and cut curves

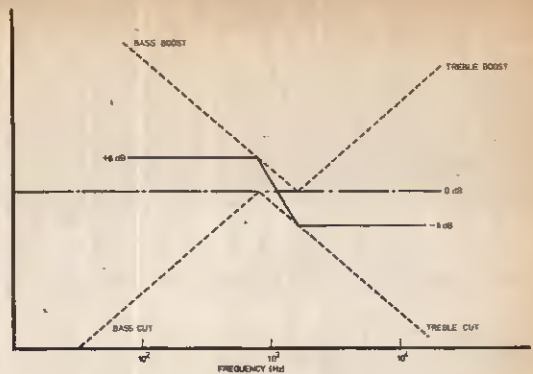


Fig. 6.3. Combining controls to give a 12dB/octave cut-off at mid-band. Dashed curves indicate responses when controls are used separately

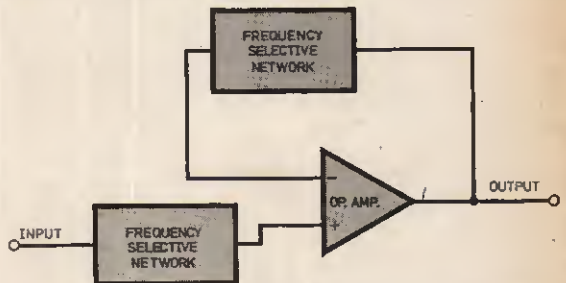


Fig. 6.4. Block diagram of Hutchinson Tone Control

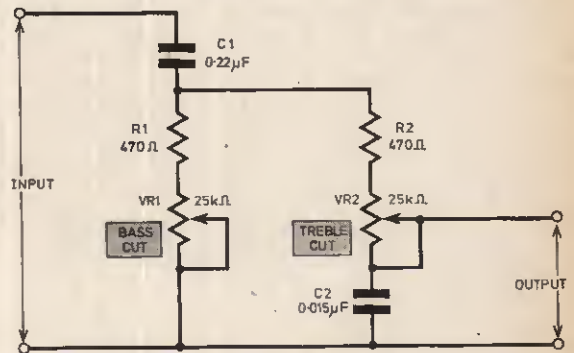


Fig. 6.5. Configuration of high pass and low pass filters used in Hutchinson Tone Control

THE COMPLETE CIRCUIT

The complete circuit of the Tone Control is shown in Fig. 6.6. TR1 is an emitter follower which provides a low impedance drive. R10 and R11 provide d.c. feedback to maintain the output of the amplifier at 0 V. Capacitor C6 decouples audio frequencies from the d.c. feedback loop and R12 provides a limit to this decoupling so that the a.c. closed-loop gain of the amplifier is limited to about +36dB. In the original circuit this was found necessary to avoid resonances at the extreme ends of the audio spectrum under conditions of maximum boost. The resonances were caused by interaction between the boost characteristic and the d.c. feedback loop at the bass end, and the high frequency compensation of the amplifier at the treble end.

TONE CONTROL MODULE

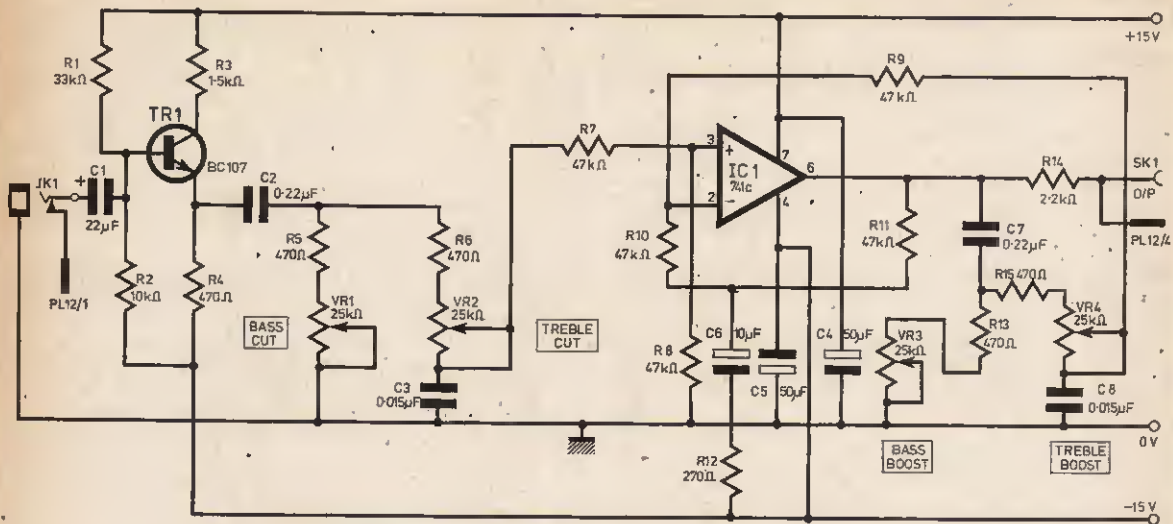


Fig. 6.6. Circuit diagram of the tone control

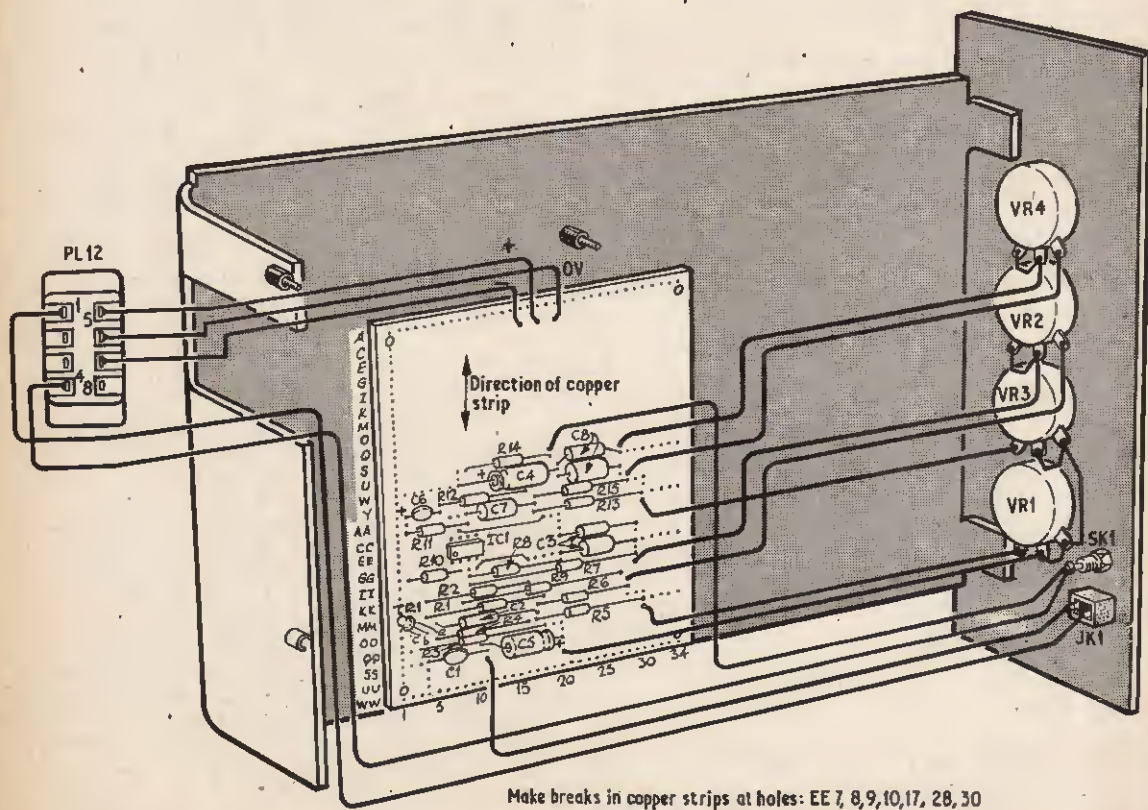


Fig. 6.7. Veroboard component assembly and wiring details for Tone Control module

The original circuit utilised a 709 operational amplifier as the active element and substitution of a 741 has resulted in the virtual elimination of high frequency resonance problems. However there is the possibility that low frequency resonance may remain under conditions of maximum bass boost although this can be tuned out by careful adjustment of the value of R12.

ASSEMBLY

Construction of the module should generally follow the pattern already outlined, that is, assembly and wiring of the front panel components followed by assembly of the module hardware and finally the wiring in of the circuit board.

Layout of the components on the circuit board is not too critical and the recommended circuit board layout is shown in Fig. 6.7.

Some care should be taken in wiring up the potentiometers since it is quite easy to wire these in the wrong way round and this will give rise to some very odd results during testing out the finished module. Fig. 6.7 also shows the component layout and wiring on the front panel and McMurdo plug.

TESTING

Testing the module covers only the establishment of performance characteristics at various points in the audio spectrum and it is recommended that a sine wave oscillator be used for this purpose. Starting with the oscillator at 20Hz the frequency should be advanced in multiples of 20Hz up, to and including 100Hz and thereafter in multiples of 200Hz up to 1,000Hz.

From 1,000Hz the frequency advance should be in steps of 2,000Hz. This procedure will give about 20 points on the graph and should be quite sufficient to establish the circuit characteristics.

The measuring procedure should be repeated five times, the first being with all controls set flat and subsequent measurements with each of the individual boost and cut controls set to maximum in turn. If component values have been chosen as specified the resultant graph should bear a very close resemblance to that shown in Fig. 6.1.

There is little to be said concerning the actual usage of the module since, as with all tone control circuits, the position of the various controls will be dictated by a variety of circumstances not least of which is the individual constructor's preference. The little extra trouble involved in the manipulation of four controls is well rewarded by the greater versatility of the system in the provision of exactly the sound required. As a general guide to module usage there are two basic methods of operation.

Tonal correction curves are provided by setting both the boost and cut slopes to the middle of the audio spectrum and then moving one or the other out until the required effect has been achieved.

Simple boost or cut characteristics are obtained by setting all the slopes to the extreme ends of the audio spectrum and then moving the appropriate one in towards the middle until the desired effect is achieved. If only one control is manipulated in this latter case the resultant slope will, of course, be about 6dB/octave.

FORMING A STUDIO

In part four of this series the reader was introduced to the idea that the tape recorder was a very necessary adjunct to the Synthesiser if the full potential of the instrument were to be realised. This idea may be extended by considering the Synthesiser as the central focus around which may be constructed a simple yet versatile sound studio capable of providing a wide range of facilities to the keen experimenter. Thus, in addition to the tape recorder, there are a number of other items of so-called peripheral equipment which may be added to and usefully extend the versatility of the system. Fig. 6.8 illustrates one possible arrangement which utilises a fairly wide range of external apparatus.

In common with the basic concept of modular construction for the Synthesiser, the establishment of a studio may also be considered on the basis of a form of modular growth in which individual pieces of apparatus, including the Synthesiser, are treated as separate modules. In the Synthesiser itself all the modules plug into a bus-bar system which provides power supplies and signal paths for the interconnected, prewired modules. In a similar fashion the studio must have a central signal routing system and this is provided by what is known as the main patch. The power supplies for the studio apparatus are not, however, routed via the main patch, and the provision of a power supply distribution system will be dealt with later in these notes.

THE MAIN PATCH

The main patch in any studio is thus a very important piece of apparatus. Ideally it should provide a rapid means of interconnecting the signal pathways of all the apparatus incorporated in the studio in virtually every possible configuration and do so with a minimum of noise and crosstalk addition.

There are a number of possibilities for the construction of the main patch, the actual method adopted depending largely upon the means and inclination of individual constructors. It is worthwhile stressing,

COMPONENTS . . .

STONE CONTROL

Resistors

| | | | |
|-------|----------------------|--------|----------------------|
| R1 | 33k Ω | R7-R11 | 47k Ω (5 off) |
| R2 | 10k Ω | R12 | 270 Ω |
| R3 | 1.5k Ω | R13 | 470 Ω |
| R4 | 470 Ω | R14 | 2.2k Ω |
| R5-R6 | 470 Ω (2 off) | R15 | 470 Ω |

All 2% 1/2 watt metal oxide

Capacitors

| | |
|-------|-------------------------------|
| C1 | 22 μ F tantalum 16V |
| C2 | 0.22 μ F polyester |
| C3 | 0.015 μ F polystyrene |
| C4-C5 | 50 μ F elect. 25V (2 off) |
| C6 | 10 μ F elect. 25V |
| C7 | 0.22 μ F polyester |
| C8 | 0.015 μ F polystyrene |

Integrated Circuit

IC1 741C 8pin d.i.l.

Transistor

TR1 BC107

Potentiometers

VR1-VR4 25k Ω linear min. moulded carbon (4 off)

Miscellaneous

JK1-3.5 mm jack socket, SK1-2 mm miniature socket, 0.1 matrix Veroboard

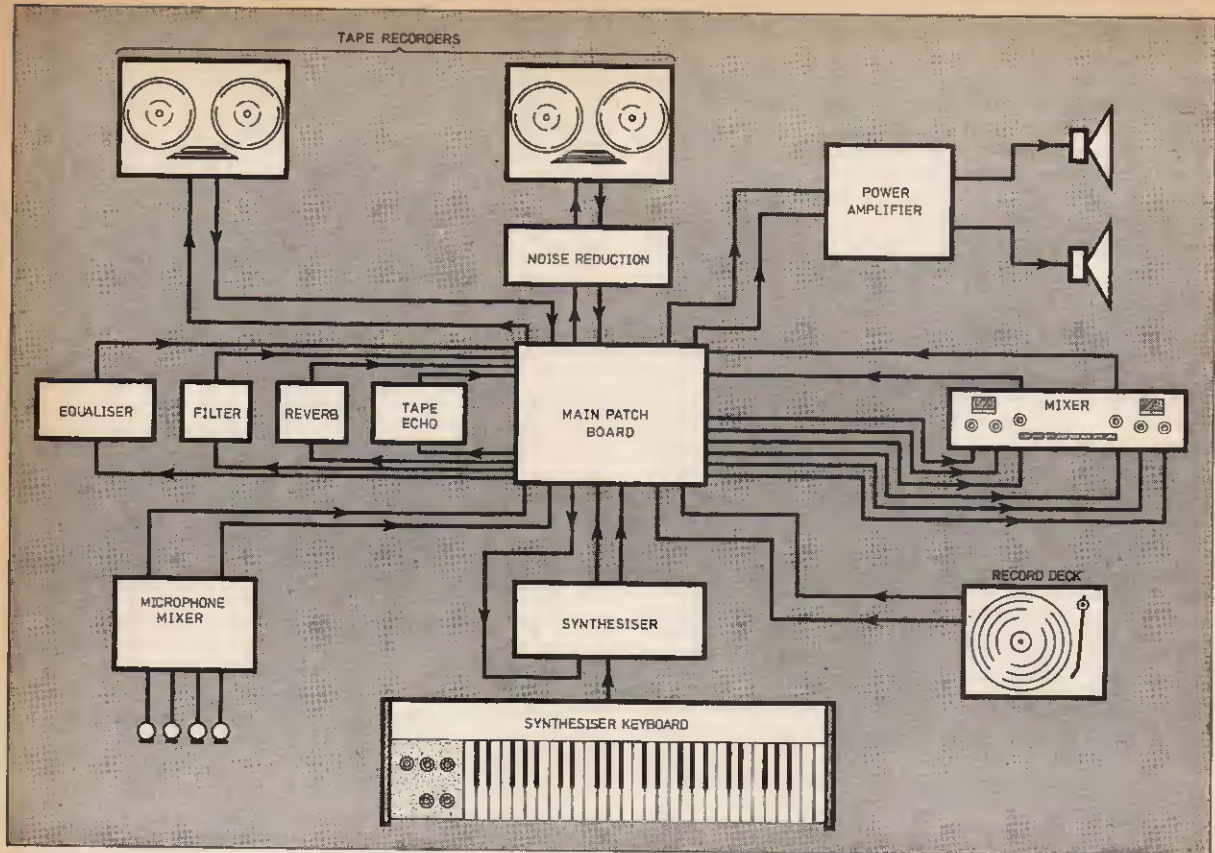


Fig. 6.8. One possible arrangement of apparatus to form an experimental sound studio

however, that a little extra quality in components chosen and effort expended in construction will be amply repaid in terms of reduction in the problems associated with poor contact assemblies.

One method of construction involving very little effort on the part of the constructor lies in the employment of ready-built patching matrices such as those manufactured by Sealectro Ltd. Matrices of a similar type are supplied "built-in" in a number of commercially available synthesisers and have proved to be quite

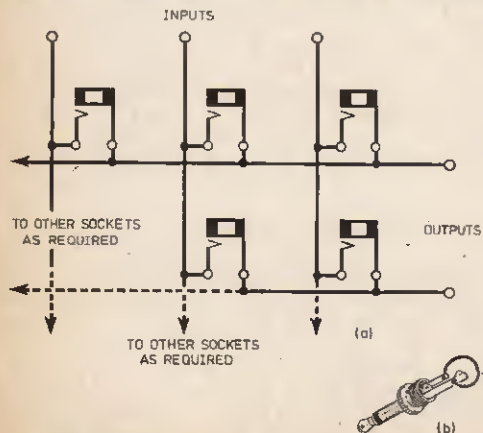


Fig. 6.9. Arrangement of jack sockets to form a patch board

successful in this application. The adoption of a ready-built matrix has the advantage that the patch can be assembled very quickly. In addition, the space taken by the patch is very small indeed although this could perhaps be something of a disadvantage if the screened signal cables for connection to the matrix are of any size at all. Another idea for the construction of a patching system is the use of 3.5mm jack sockets arranged generally as shown in Fig. 6.9. It is important to note that the type of jack sockets employed should be of the open-circuit variety.

The type of main patch employed in professional circles frequently makes use of a system based upon standard G.P.O. type jacks. Although rather larger than either of the other possibilities mentioned the greater contact area and general robustness of the components involved makes this latter system worthy of consideration if any serious work of high quality is envisaged. In terms of cost the system is not significantly more expensive than those previously mentioned.

OVERCOMING HUM

Perhaps one of the greatest problems associated with the interconnection of a range of apparatus lies in the formation of ground or hum loops within the system. In some circumstances the source of the hum can be quite difficult to trace and it is therefore worthwhile expending a little time in establishing a system which eliminates, from the outset, as many sources of hum as possible.

By far the greatest source of hum lies in the formation of loops through the earthing system of mains powered apparatus. The frequency of the hum can vary between 50Hz and 120Hz depending upon the mains frequency and type of rectification employed. Until quite recently the majority of mains powered apparatus employed the live chassis method of construction in which the signal ground was common with the mains earth. This type of apparatus provides the greatest hazard as far as the formation of hum loops is concerned.

COMMON POINT EARTH

Connection of a number of pieces of mains powered apparatus into the main patch may be accomplished as shown schematically in Fig. 6.10. In this case power supplies are distributed from a panel which has one common earth to the mains. Screened signal cables are used where the screen is disconnected at one end of the cable only. Thus the connections at the main patch are made on high signal levels only while the circuit is completed through the common earth in the power distribution panel.

Although these latter remarks apply particularly to apparatus in which live chassis construction has been employed, a similar form of interconnection may be employed with apparatus which has a fully floating signal ground, i.e. there is no electrical connection between the signal ground and the mains earth.

In circumstances where *all* the apparatus involved is of this latter form of construction it is necessary to provide a common ground return on all signal lines and this is best done by connecting the screens of all signal cables to a common point at the main patch. This latter point is left floating except in the case where mixed types of apparatus are being used and, in these circumstances, the signal cable screens of apparatus with floating outputs only are commoned at the main patch and this point then returned direct to mains earth.

CHOOSING THE RIGHT CABLE

A second prime source of hum lies in the type of cable used to route signals and its relationship to the

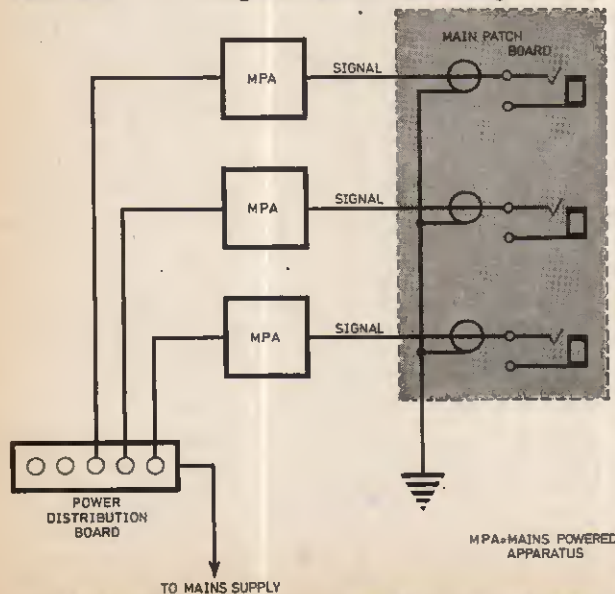


Fig. 6.10. Connections of peripherals into the main patch

impedance of the inputs to which it is connected. It is best to choose a signal cable which is compatible with both low and high signal level inputs and thus one should steer clear of the majority of commercially available so called miniature signal cables which are prewired to a range of plugs and sockets. Unfortunately many of these, whilst perfectly suitable for the transmission of relatively high level signals into high impedance loads, are quite unsuited to low impedance networks due to the relatively high impedance and core/screen capacitance of the cable itself.

A signal cable which should prove suitable for most purposes in the studio will have a nominal impedance of about 50 ohms and a core screen capacitance of not more than 100 picofarads/metre.

CHOICE OF PERIPHERALS

Referring again to Fig. 6.8 the choice of peripherals for the Synthesiser must rest primarily with the individual, the only limiting factor being the compatibility of one unit with another. Although all the equipment shown is available commercially in several different forms a large proportion of it could be constructed at home with the aid of designs published. For example the Synthesiser Reverberation Amplifier (to be published next month) can be employed, without modification, to drive the spring line unit type HR162 available from Henry's Radio Ltd. Commercially available reverberation units include those manufactured by Eagle, Grampian and Sansui ranging in price from about £20 to £70 and offering a variety of facilities.

The choice of mixers is legion and can range from the four channel T.T.C.-B2005 distributed by Adastra at about £4 to the four channel Unimixer by Soundex at prices from about £90. Again, however, the constructor may opt to build his own mixer from a range of published designs.

The choice of filter units is rather more restricted for domestic users but for those with about £200 to spend the Levers-Rich A501 offers full audio spectrum equalisation in seven bands.

THE TAPE RECORDER

As with the case of the mixers, the choice of tape recorder is extremely wide but can be narrowed down by application of a list of specific requirements which are desirable although not absolutely mandatory. In professional circles the production of a Synthesiser recording may entail a mix-down from perhaps as many as twenty-four discrete tracks. In these circumstances the final master tape will have been involved in only one tape to tape transfer and consequently the recorded sound is likely to have suffered only the very slightest loss in quality.

If the amateur attempts to simulate these professional methods (in terms of tracks involved) with the equipment normally available to him there may be as many as fifteen to twenty tape transfers involved in a very complex recording. Thus the quality of sound on the tapes involved in a number of transfers is likely to be much reduced in comparison with the original. This factor alone provides the first and foremost requirement of any tape recorder to be used for creative work and that is quality.

In general terms the purchaser should invest in a machine which offers the best possible specification coupled with a minimum number of features designed to ease the problems entailed in the production of good quality recordings. These may be summarised as follows.

SPECIFICATION AND MACHINES

Three speed machines are preferable with 38cm/sec; 19cm/sec and 9.5cm/sec providing the ideal. Speeds below 9.5cm/sec are unlikely to be very useful. Three or four heads with provision for "on" and "off" tape monitoring. Stereo quarter track machines having sound-with-sound facilities, ideally through the medium of an input mixer, provide the minimum facilities for just about the only form of multitracking available to the average amateur.

There are a number of tape recorders on the market which combine an excellent technical specification with the features listed above. Amongst these are: Akai 1720L and GX220D; Beocord 1600; Ferrograph 702 and 704; Philips N4418 and N4450; Pye 9137; Rovex Series 77 1104; Sony TC630 and TC270; Telefunken M204TS; Uher Royal de Luxe.

As far as sound-with-sound or track transfer is concerned most of the recorders listed employ slightly different methods of providing this facility involving the use of one or more switches and, in some cases, an external signal routing cable. In this respect the Philips N4450 is notable in that, after laying down the first recording, this may then be transferred back and forth between tracks, with or without the addition of further material, by the manipulation of a single switch. This latter recorder also incorporates facilities for the addition of echo/reverberation again at the throw of a switch.

DECK CONVERSION

Recorders offering the facility of more than two tracks, or four tracks if one includes the quadrasonic types that are beginning to make their appearance, would normally be expected to be priced out of the reach of most amateurs. The determined constructor, however, could do worse than consider the conversion of some of the computer decks which become available from time to time. Several of the capstan driven decks now available from about £40 are superbly engineered devices and suitable for conversion. The speed of computer decks is usually quite high but this need not necessarily be a disadvantage since it would be used for record and replay of its own material only.

Heads are available from a number of sources. Gresham, for example, manufacture an eight-track, half-inch head for record/replay purposes at a price of around £70-£80. For the purposes of erasing, economics can be made by stacking a number of stereo erase heads. The electronics for the recorder could be based on the Hi-Fi Tape Link (recently published in this magazine) or, alternatively, on the range of Motorola integrated circuits designed specifically for tape record/replay purposes.

OTHER ADDITIONS

The addition of a Dolby B noise reduction unit should be a prime consideration and for a studio system it is best to choose a discrete unit rather than have the system built-in to a recorder.

Other useful additions to the studio include a separate power amplifier with speakers for monitoring purposes and a suitable turntable unit. These latter items could generally be "borrowed" from the domestic Hi-Fi system as and when required.

Next Month: The Meter Unit; Voltage Controlled Reverberation Amplifier and Ring Modulator.

NEWS BRIEFS

Telephone Scrambler for Commercial Use

FOR businessmen who require absolute security in their communication, EMI have introduced a new electronic scrambler for use with both private and public telephone networks. Known as the Privateer it is suitable for a wide number of applications in business, commercial and industrial organisations.

Once a telephone call has been set up in the conventional manner the Privateer telephone is brought into operation simply by pressing a separate switch. Subsequent conversation is then electronically scrambled as it is transmitted to the telephone line, and only becomes intelligible when it is unscrambled by matching equipment at the receiving end.

Commercial Radio

STUDIO automation is expected to be a major feature in many of the radio stations forming Britain's new commercial network which will start broadcasting within the next 12 months. The trend is being set by London's general entertainment channel Capital Radio, which is aiming for equipment which can automatically select and play a high proportion of the station's daily programme output from material stored on magnetic tapes.

Negotiations are going ahead with EMI to supply equipment from their extensive range of Schafer radio automation systems.

Equipped with a solid-state memory, this system is able if required, to provide a full 24 hours of continuous broadcasts—the memory being programmed to select on a time or sequential basis pre-recorded "events", including entertainment, commercials, and station announcements, from its vast repertoire. Using a keyboard, an operator can insert a complete day's programme in the memory, building up the programme on a minute by minute basis if required.

Data Transmission

MANY different kinds of information, from heartbeats to motorway hazards, can now be transmitted over Britain's public telephone network in a new communications service introduced by the Post Office on June 1.

During trials, the new Datel 400 service has already been used to send heartbeat readings from a small hospital to a large one a mile away, and information on river pollution has been sent to a Government laboratory. The latest development being studied at the moment is the sending of information on motorway hazards and weather conditions to a central monitoring point.

Golden Jubilee


IN April the well-known components manufacturers, A. F. Bulgin & Co. Ltd., celebrated their 50th anniversary with an announcement of unbroken profit figures stretching back over the full 50 years to 1923 when Arthur Bulgin started the company on £100 capital.

It is perhaps indicative of the value of "service" that this organisation who hold as their aim to provide customers with a service through a family company, that they have managed to succeed so well in the face of growing and aggressive international competition.

At the celebrations Arthur Bulgin, managing director, presented three new members of the company's 25 Year Club with gold watches including Albert Ridpath, foreman of the injection moulding section, who becomes the 50th member of this club. Quite a record for a company started on £100 and still running as a family concern.

LOGIC TUTOR EXPERIMENTS..

NAND GATES



TO avoid having to make, and use, three different types of circuit (AND, OR and NOT gates) to provide logic functions; the modern logic designer uses exclusively NAND gates. By suitable arrangement of these it is possible to generate any logic function that is desired and this type of gate is to be used throughout this series.

NAND VARIANTS

A NAND gate is made by inverting after an AND; the simplest possible circuit is shown in detail in Fig. 3.1 and depicts a basic form of DTL (Diode Transistor Logic). The DTL used in the Logic Tutor is only a minor variant of this circuit; do not confuse this with the basic TTL (Transistor Transistor Logic) NAND gate—Fig. 3.2—which, although it carries out the same function, has entirely different input gating and output stages.

Though NAND is a compound of AND with NOT it is so commonly used that it is considered to be yet another fundamental gate and as such has a standard symbol of its own (Fig. 3.3.). It is possible to obtain 1, 2, 3, 4 and 6 input NAND gates as standards and certain DTL gates have facility for the number of inputs to be expanded by adding extra diodes at the expander node.

Select a two input NAND on the Logic Tutor and connect the inputs to two logic level switches monitoring the output level on one of the lamps. The output will be the inverse of AND as shown in the truth table ($Q = \overline{A \cdot B}$) which means that the output will always be level 1 until all the inputs are at level 1 and at that condition the output will fall to 0. Verify this for yourself and then do the same with a 4 input gate.

INVERT FROM NAND

We demonstrated INVERT last month, but now look at the truth table and Fig. 3.4 to see how this came about. Consider a gate with inputs A and B shorted together and the shorted node called X. If X is 1 both A and B will be 1—refer to the truth table and see that two ones on the input of a NAND give an output 0. If X is made 0 both A and B will be 0 and this is shown to give an output of 1. Thus whatever X is the output is the opposite—an INVERT or NOT function.

Another way of obtaining INVERT is to make input B permanently a level 1. Whatever A is, the output will be the opposite.

A point worth noting is that in all forms of current sinking logic (DTL and TTL) a floating input to a NAND gate will be presumed (by the gate) to be at level 1 however it is bad practice to leave spare inputs of a gate disconnected as they are liable to pick up stray signals and cause severe logic ambiguities.

AND FROM NAND

If the NAND function is obtained by inverting AND we can get back to AND by inverting again after a NAND gate as shown in Fig. 3.5. The output is $\overline{\overline{A \cdot B}}$ inverted—the double negate cancels and we are left with simply $A \cdot B$.

As an exercise try and simulate a six input AND using any of the NAND gates available on the Logic Tutor (expanders are not permitted!). We shall publish an answer next month and at the same time describe De Morgan's Theorem and show how to use this in conjunction with NAND logic to produce OR.

by M. Hughes

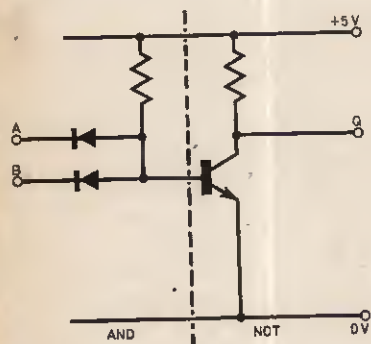


Fig. 3.1. Basic DTL NAND gate

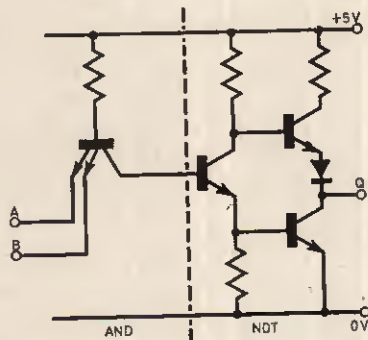


Fig. 3.2. Basic TTL NAND gate

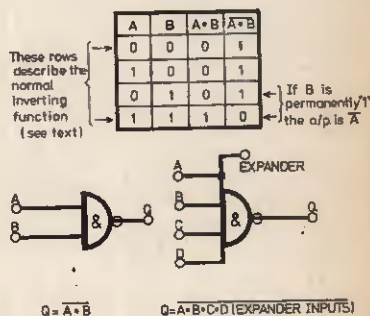


Fig. 3.3. Two forms of NAND gate together with a truth table




Fig. 3.4. Two ways of getting INVERT from NAND

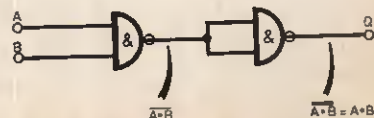



Fig. 3.5. The AND function from NAND gates



TWIN POWER SUPPLY

By G. S. SCHAJER

THE USE of integrated circuits has made it possible to make a high quality regulated supply incorporating a current limit facility using a surprisingly small number of components. Since the supplies are so simple and inexpensive, a twin power supply unit is a practical possibility, and is extremely useful especially in development work.

The current limit facility is one which is not found except in the most expensive power supply units, and it will be found to be extremely useful—sometimes in rather unexpected ways. Apart from its use as an overload protection and as a constant current source, the author has found it to be an excellent way of testing Zener diodes!

The current limit facility is nearly as accurate as the voltage regulator and, if required, the unit may be used as a constant current source.

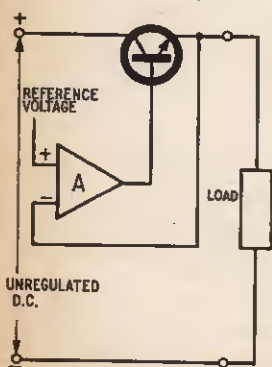


Fig. 1. The basic voltage regulator circuit

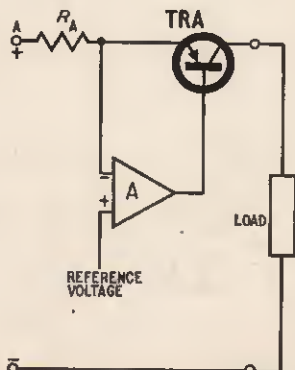


Fig. 2. The basic current limiting circuit

CIRCUIT DESCRIPTION

The integrated circuits used are the 741 operational amplifiers (op amps) which are cheap and readily available. The operational amplifier differs from the ordinary amplifier in as much as that it has two inputs, an inverting one (marked with a minus sign) and a non-inverting one (marked with a plus sign).

If there is a small difference between the voltages applied to these inputs, the output will change according to the magnitude and polarity of the difference. The op amp may therefore be used as a difference amplifier. This is the case in the circuit shown in Fig. 1, which shows a voltage follower circuit.

The output of the op amp is controlling a transistor in the supply rail of an unregulated supply. It is comparing a reference voltage and the output voltage and amplifying the difference. If the output voltage falls, the input to the transistor is increased, tending to restore the output to its original value. Similarly an increase in output will cause less current to the transistor base and thus decrease the output.

Since the op amp has a very high gain, the input need only change by a small amount for it to produce a substantial restorative action. The output thus follows the reference voltage with a high degree of accuracy.

CURRENT LIMITING

Fig. 2 shows a basic current limiting circuit. It functions in exactly the same way as the voltage regulator except that instead of the output voltage, the voltage drop across R_A (and thus the current) is compared with the reference.

The current at which the circuit limits is dependent on the reference voltage and the value of the resistor according to the relationship:

$$\text{Current limit} = \frac{\text{Reference Voltage}}{R_A}$$

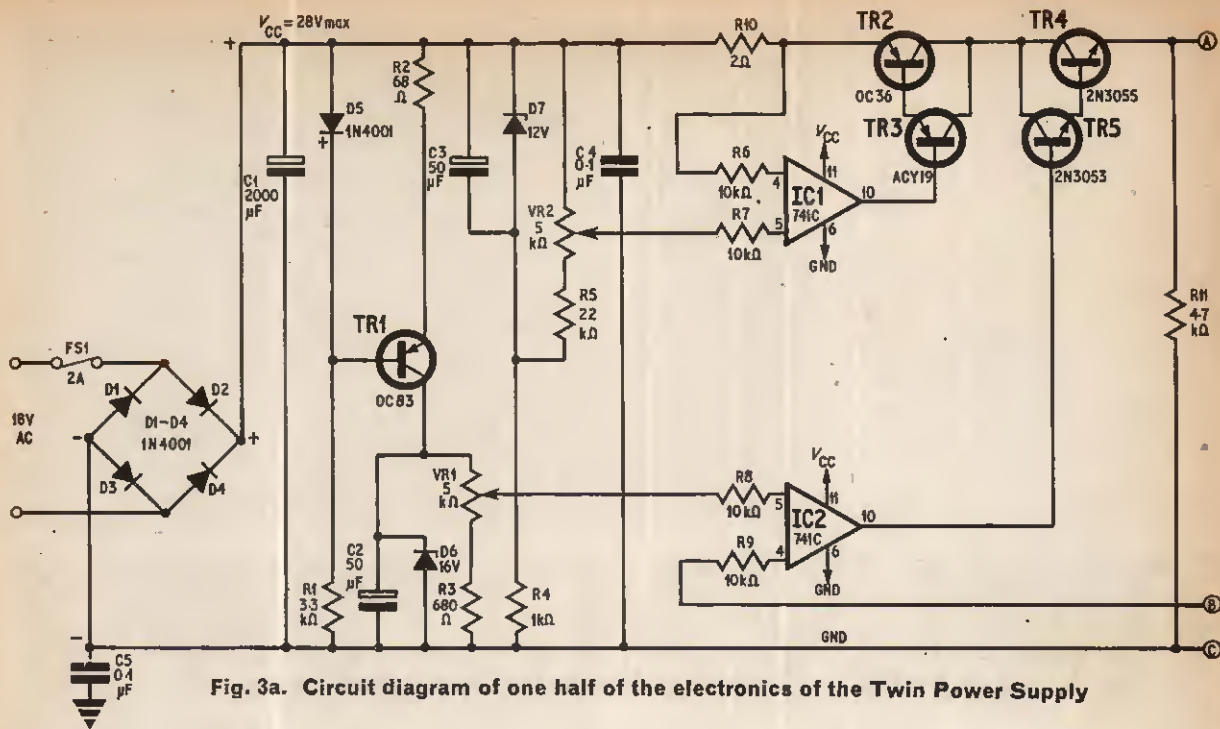


Fig. 3a. Circuit diagram of one half of the electronics of the Twin Power Supply

SPECIFICATION

Two identical supplies with complete isolation
 Fully variable output voltage 2 to 15V
 Fully variable current limit 35mA to 1A
 Ripple at 15V, 1A 0.4mV
 Voltage regulation 0.1%

If the circuit is operated in the region of current limiting it makes a good constant current source. Its accuracy is nearly as good as that of the voltage follower. The slight deterioration is due to the thermal instability of the resistor.

FULL CIRCUIT DIAGRAM

The voltage follower and the current source may be used together as shown in the full circuit diagram, Fig. 3a. The reference voltages are made adjustable so that the output voltage and the current limit may be adjusted.

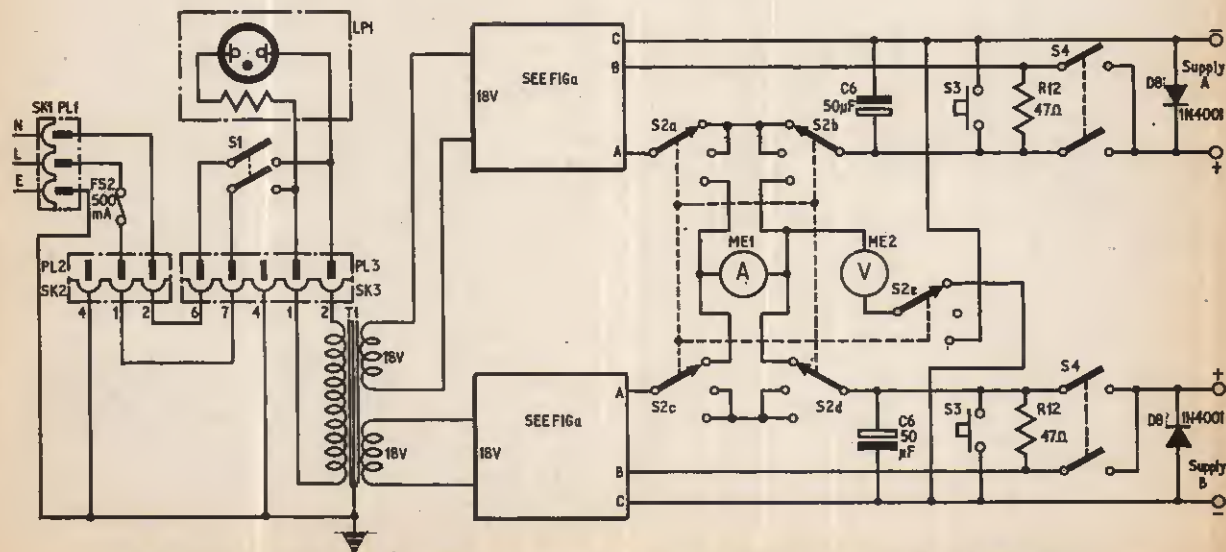


Fig. 3b. Mains input and switching arrangement for the complete Twin Power Supply

COMPONENTS . . .

Resistors

| | |
|--|--------------------------|
| R1 | 3.3k Ω |
| R2 | 68 Ω |
| R3 | 680 Ω |
| R4 | 1k Ω |
| R5 | 22k Ω |
| R6-R9 | 10k Ω (4 off) |
| R10 | 2 Ω 10W wirewound |
| R11 | 4.7k Ω |
| R12 | 47 Ω |
| All $\pm 10\%$ $\frac{1}{2}$ W carbon except R10 | |

Potentiometers

| | |
|-----|--------------------|
| VR1 | 5k Ω linear |
| VR2 | 5k Ω linear |

Capacitors

| | |
|----|----------------------------|
| C1 | 2,000 μ F 50V elect. |
| C2 | 50 μ F 25V elect. |
| C3 | 50 μ F 15V elect. |
| C4 | 0.1 μ F 250V polyester |
| C5 | 0.1 μ F 250V polyester |
| C6 | 50 μ F 25V elect. |

Integrated Circuits

| | |
|----------|--------------|
| IC1, IC2 | 741C (2 off) |
|----------|--------------|

Transistors

| | |
|-----|--------|
| TR1 | OC83 |
| TR2 | OC36 |
| TR3 | ACY19 |
| TR4 | 2N3055 |
| TR5 | 2N3053 |

Diodes

| | |
|------|---------------------------------------|
| D1-4 | 1N4001 (4 off) or 2A bridge rectifier |
| D5 | 1N4001 |
| D6 | 16V 400mW Zener |
| D7 | 12V 400mW Zener |
| D8 | 1N4001 |

Switches

| | |
|----|---|
| S1 | D.P.D.T. mains toggle |
| S2 | 5 pole 3 way, make before break, rotary wafer |
| S3 | Push to make release to break, pushbutton |
| S4 | D.P.D.T. toggle |

All the above components are for one half of the Twin Power Supply except S1 and S2, only one each of these being required

Miscellaneous

| | |
|----------|--|
| T1 | Douglas MT127 0-24-30-40-48-60V 2A |
| -ME1 | 1A f.s.d. 3in meter |
| ME2 | 20V f.s.d. 3in meter (or 15V if available) |
| PL1, SK1 | Bulgin P360 mains plug and socket |
| PL2, SK2 | B7G plug and socket |
| PL3, SK3 | B7G plug and socket |
| LP1 | Mains neon with integral resistor |
| FS1 | 2A fuse and holder (2 off) |
| FS2 | 500mA fuse and holder |

Terminals (4 off)

0.15in matrix edge connectors and Veroboard (optional)

Case, plastic feet, paxolin panel, Veroboard, printed circuit board, power transistor insulating set (4 off)

A germanium transistor (TR1) biased by a silicon diode (D5) is used as a constant current source to feed a Zener diode (D6) thus giving a very stable reference voltage. Since the output voltage cannot be taken below 2V a resistor, R3, is connected in series with the potentiometer VR1 to make the minimum reference voltage also 2V.

The current limit reference Zener diode (D7) does not need similar stabilisation as it only operates when the load current is constant and hence the rail voltage is not changing. A maximum of 2V is required for this voltage and this is obtained from a 12V Zener (D7) and a resistor R5 in series with VR2 to produce the required voltage at the potentiometer wiper.

The outputs of the op amps do not run directly to the output transistors but via driver transistors in the super alpha pair configuration. This prevents overloading of the op amp output which can only supply 25mA. The 741 has indefinite short circuit protection which is comforting during testing.

Under extreme conditions one or other of the output transistors is dissipating nearly the full power input of the supply from the transformer, i.e. about 20W. The need for heatsinking is obvious and should be taken into account when deciding the output power required.

OUTPUT VOLTAGE MONITORING

The connection from the inverting input of IC2 is connected directly to S4 (Fig. 3b) so that the voltage drop in meters, switches and wiring does not affect the regulation of the supply. When S4 is closed the input to the op amp is connected to the output terminal and so any voltage drop across the switch due to contact resistance will similarly not affect the regulation.

When the switch is off the supply is disconnected from the output but the high impedance op amp input is still connected to the supply by R12. This enables the supply to operate so that the voltage and current limit may be set when S4 is off. The current limit set switch S3 is independent of S4.

A reverse biased diode D8 is connected across the output terminals to protect the supply from back e.m.f. when disconnecting a reactive load.

Resistor R11 is included so that the supply has a load in the absence of any external load. C6 protects against high frequency oscillation and C5 reduces mains borne interference.

THERMAL EFFECTS

The 2 Ω resistor in the current limiting circuit should be a high wattage type to prevent excessive heating which causes resistance variations. A 10W type drifts by about five per cent which is reasonable; a higher wattage should be used for greater stability.

On the prototype the rail voltage off load was 28V. Under no circumstances should this voltage be exceeded by using a higher voltage transformer as this will damage the integrated circuit. On a 1A load the rail voltage drops to 21V.

Meters are provided to measure the voltage and current output of the two supplies. It is possible to switch them from one supply to the other, but without breaking the continuity of either supply, and yet maintaining the isolation between the supplies.

The circuit shows the switching arrangement required. A five pole, three way, make before break switch is used. The centre position is "off". A make-before-break switch is essential, otherwise there will be a break in continuity during switching.

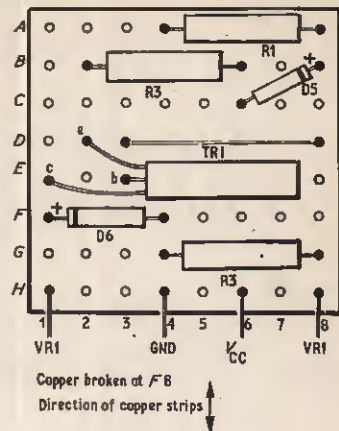
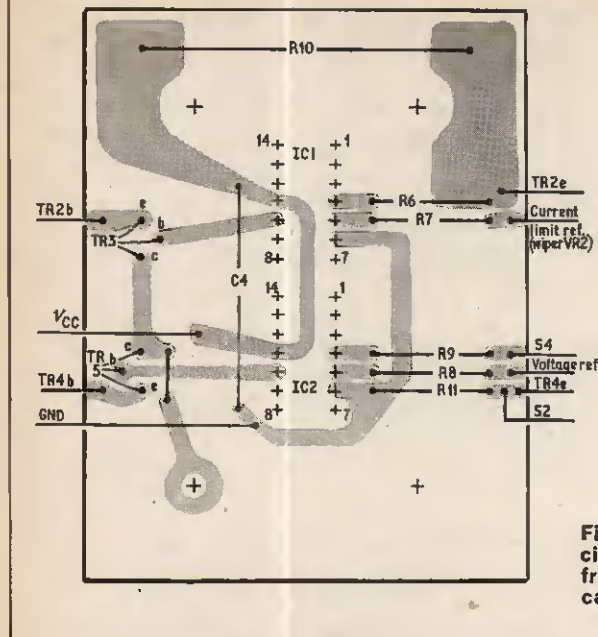


Fig. 4. Printed circuit board carrying the integrated circuits and associated components shown full size from copper side. Also shown is the Veroboard carrying the Zener diode circuit

CONSTRUCTION

The method of construction is a matter of personal choice, dictated to some extent by the materials available. Some thought should be put into planning the layout of the components and a little extra care when making up the unit is well worth the effort.

Some details are given of the construction of the prototype, together with some of the points to remember when building the supply. They are given merely as a guide and need not be adhered to rigidly.

The integrated circuits and associated components are mounted on a printed circuit board which is shown in Fig. 4. The two rows of holes for the i.c.s are easily drilled by clamping a small piece of Veroboard (0.1in matrix) to the printed circuit board and using its holes as a template. Holders for the i.c.s may be used if desired.

The Zener diodes and associated components are mounted on the front panel, attached to the tags of the potentiometers. The stabilisation circuitry for the

Zener diode D6 is made on a small piece of Veroboard (0.15in matrix) which is mounted on the back of VR1 by means of its connecting wires. If the potentiometer has a metal case steps should be taken to prevent the Veroboard shorting.

The layout of the front panel is shown in the photograph (Fig. 8). This was made from a piece of white Perspex $\frac{1}{8}$ in thick. Detailed drilling details are not given as some of the components will vary according to availability. The meters shown are not generally available but SEW series 65 meters are a suitable type to use.

It is a good idea to connect the spindles of potentiometers VR1 and VR2 to the negative rails of the supplies as this reduces hum pickup. Use thick wire for the current carrying sections of the supply to reduce heating effects.

TRANSFORMER

The power is supplied by a single transformer with two isolated 18V, 2A secondary windings. This is not

Photograph of the completed Twin Power Supply






Fig. 5. Layout of the components on the back panel. Details of board A are given in Fig. 4. TR2 and TR4 are mounted under the boards on the panel




Fig. 7. Layout of the components on the Paxolin board




Fig. 8. Layout of the components on the front panel. Board B is shown in Fig. 4

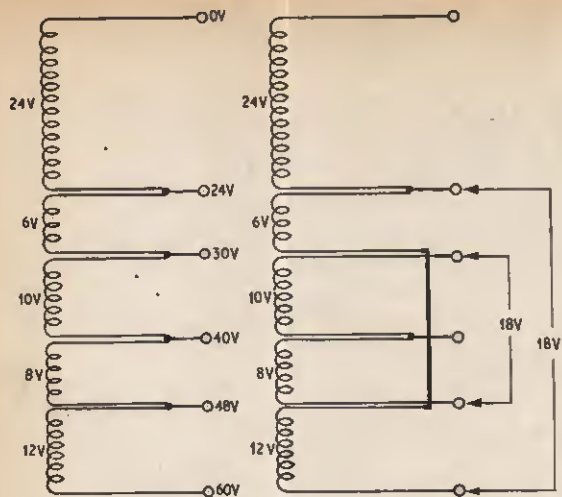


Fig. 6. Diagram showing modification to the Douglas MT127 transformer

available in this form but a simple modification to a Douglas MT127 will give the required result. The MT127 has taps at 0-24-30-40-48-60 volts and these are connected to tags.

The connections to the tags marked 30V and 48V should be carefully unsoldered and the end of the 30V winding should be connected to the beginning of the 48V winding. This is shown diagrammatically in Fig. 6.

One 18V supply is available at the tags of the 30V and 48V and the other at the tags of 24V and 60V. Check that the correct windings are being used with a continuity meter and make sure that there is complete isolation between the two windings. Alternatively two 18V, 2A transformers may be used.

PAXOLIN PANEL

The transformer, rectifiers and capacitors are mounted on a Paxolin panel which fits into the bottom of the case, Fig. 7. Discrete diodes soldered to squares of stick-down copper sheet form the bridge rectifiers but it is probably more convenient to use a ready-made 2A bridge.

The back panel is a piece of 14 s.w.g. aluminium painted matt black and this acts as a heatsink for the four power transistors, Fig. 5. The p.c.b.s carrying the i.c.s are also mounted on this panel. Mica washers to insulate the transistors as well as plastic bushes on the bolts should be used to ensure that the transistors do not make contact with the panel.

On the prototype, both the front and back panels were made removable by using offcuts of Veroboard and edge connectors to form plugs and sockets. The mains input is kept completely separate by using B7G plugs and sockets to make the connections between the front and back panels of the transformer.

TESTING THE SUPPLY

Should the supply not function check the reference voltages as any fault here will be reflected in the output. If they are alright then the fault must lie in the op amps or associated components. ★

TRANSFORMERS

MAINS ISOLATING SERIES
Primary 200-230 Volts, Secondary 240 Volts Centre Tapped (120V) and Earth Shielded
ALSO AVAILABLE WITH 115/120V SEC. WINDING

| Ref. No. | VA (Watts) | Weight lb oz | Size cm. | P & P £ | P & P £ |
|----------|------------|--------------|--------------------|---------|---------|
| 07 | 20 | 1 11 | 7.0 x 6.0 x 6.5 | 1.77 | 30 |
| 100 | 60 | 3 8 | 8.0 x 8.0 x 7.7 | 2.62 | 36 |
| 61 | 100 | 5 12 | 10.2 x 8.9 x 8.3 | 2.88 | 52 |
| 30 | 200 | 9 8 | 12.0 x 10.3 x 10.0 | 4.83 | 52 |
| 62 | 250 | 12 4 | 9.5 x 12.7 x 11.4 | 6.38 | 67 |
| 55 | 350 | 15 0 | 14.0 x 10.8 x 12.4 | 8.55 | 82 |
| 63 | 500 | 27 0 | 17.1 x 11.4 x 15.9 | 12.32 | * |
| 92 | 1000 | 40 0 | 17.8 x 17.1 x 21.6 | 22.70 | * |
| 128 | 2000 | 63 0 | 24.1 x 21.6 x 15.5 | 37.50 | * |

PLEASE NOTE
NEW ADDRESS
AS BELOW

| Ref. No. | VA (Watts) | Weight lb oz | Size cm. | Auto Taps | P & P £ | P & P £ |
|----------|------------|--------------|--------------------|-------------------|---------|---------|
| 113 | 20 | 1 11 | 7.3 x 4.3 x 4.4 | 0-115-210-240 | 0.93 | 22 |
| 64 | 75 | 1 14 | 7.0 x 6.4 x 6.0 | 0-115-210-240 | 1.82 | 30 |
| 4 | 150 | 3 0 | 8.0 x 6.4 x 7.8 | 0-115-210-240 | 2.20 | 36 |
| 66 | 300 | 6 0 | 10.2 x 10.2 x 9.5 | 0-115-200-220-240 | 4.28 | 52 |
| 67 | 500 | 12 8 | 14.0 x 10.2 x 11.4 | " | 6.35 | 67 |
| 84 | 1000 | 16 0 | 11.4 x 14.0 x 14.0 | " | 11.54 | 82 |
| 93 | 1500 | 28 9 | 13.5 x 14.9 x 16.5 | " | 16.72 | * |
| 95 | 2000 | 40 0 | 17.8 x 16.5 x 21.6 | " | 21.82 | * |
| 73 | 3000 | 45 8 | 17.4 x 18.1 x 21.3 | " | 29.70 | * |

TOTALLY ENCLOSED 115V AUTO TRANSFORMERS
115V 500 Watt totally enclosed auto transformer, complete with mains lead and two 115V outlet sockets, £8.63, P & P 67p. Also available a 20 Watt version, £1.84, P & P 22p.

LOW VOLTAGE SERIES (ISOLATED)

| Ref. No. | 12V Amps | 24V Amps | Weight lb oz | Size cm. | Secondary Windings | P & P £ | P & P £ |
|----------|----------|----------|--------------|--------------------|--------------------|---------|---------|
| 111 | 0.5 | 0.25 | 1 2 | 7.6 x 5.7 x 4.4 | 0-12V at 0.25A x 2 | 0.93 | 22 |
| 213 | 1.0 | 0.5 | 1 0 | 8.3 x 5.1 x 5.1 | 0-12V at 0.5A x 2 | 1.11 | 22 |
| 71 | 2 | 1 | 1 0 | 7.0 x 6.4 x 5.7 | 0-12V at 1A x 2 | 1.46 | 22 |
| 18 | 4 | 2 | 2 4 | 8.3 x 7.0 x 7.0 | 0-12V at 2A x 2 | 2.04 | 36 |
| 70 | 6 | 3 | 3 12 | 10.2 x 7.6 x 8.6 | 0-12V at 3A x 2 | 2.46 | 42 |
| 108 | 8 | 4 | 5 4 | 10.0 x 8.3 x 8.2 | 0-12V at 4A x 2 | 2.73 | 52 |
| 72 | 10 | 5 | 6 3 | 7.9 x 10.8 x 10.2 | 0-12V at 5A x 2 | 3.23 | 52 |
| 17 | 16 | 8 | 7 8 | 12.1 x 9.5 x 10.2 | 0-12V at 8A x 2 | 4.99 | 52 |
| 115 | 20 | 10 | 11 13 | 12.1 x 11.4 x 10.2 | 0-12V at 10A x 2 | 6.35 | 67 |
| 187 | 30 | 15 | 16 12 | 13.3 x 12.1 x 12.1 | 0-12V at 15A x 2 | 11.73 | 82 |
| 226 | 60 | 30 | 34 0 | 17.0 x 14.5 x 12.5 | 0-12V at 30A x 2 | 21.57 | * |

30 VOLT RANGE

| Ref. No. | Amps | Weight lb oz | Size cm. | Secondary Taps | P & P £ | P & P £ |
|----------|------|--------------|--------------------|-------------------|---------|---------|
| 112 | 0.5 | 1 4 | 8.3 x 3.7 x 4.9 | 0-12-15-20-24-30V | 1.11 | 22 |
| 79 | 1.0 | 2 0 | 7.0 x 6.4 x 6.0 | " | 1.48 | 36 |
| 3 | 2.0 | 3 2 | 8.9 x 7.0 x 7.6 | " | 2.21 | 36 |
| 20 | 3.0 | 4 6 | 10.2 x 8.9 x 8.6 | " | 2.72 | 42 |
| 21 | 4.0 | 6 0 | 10.2 x 10.0 x 8.6 | " | 3.23 | 52 |
| 51 | 5.0 | 6 8 | 12.1 x 10.0 x 8.6 | " | 4.02 | 52 |
| 117 | 6.0 | 7 8 | 12.1 x 10.0 x 10.2 | " | 4.80 | 52 |
| 88 | 8.0 | 10 0 | 14.0 x 11.7 x 10.0 | " | 6.20 | 67 |
| 89 | 10.0 | 12 2 | 14.0 x 10.2 x 11.4 | " | 7.85 | 67 |

50 VOLT RANGE

| Ref. No. | Amps | Weight lb oz | Size cm. | Secondary Taps | P & P £ | P & P £ |
|----------|------|--------------|--------------------|-------------------|---------|---------|
| 103 | 0.5 | 1 11 | 7.0 x 7.0 x 5.7 | 0-19-25-33-40-50V | 1.46 | 30 |
| 103 | 1.0 | 2 10 | 8.3 x 7.3 x 7.0 | " | 2.13 | 36 |
| 104 | 2.0 | 5 0 | 10.2 x 8.9 x 8.6 | " | 2.96 | 42 |
| 105 | 3.0 | 6 0 | 10.2 x 10.2 x 8.3 | " | 4.01 | 52 |
| 106 | 4.0 | 9 4 | 12.1 x 11.4 x 10.2 | " | 5.31 | 52 |
| 107 | 6.0 | 12 4 | 12.1 x 11.1 x 13.3 | " | 7.85 | 67 |
| 118 | 8.0 | 18 9 | 13.3 x 13.3 x 14.1 | " | 10.75 | 97 |
| 119 | 10.0 | 19 12 | 16.5 x 11.4 x 15.9 | " | 12.85 | 97 |

60 VOLT RANGE

| Ref. No. | Amps | Weight lb oz | Size cm. | Secondary Taps | P & P £ | P & P £ |
|----------|------|--------------|--------------------|-------------------|---------|---------|
| 124 | 0.5 | 2 4 | 8.3 x 9.5 x 6.7 | 0-24-30-40-48-60V | 1.48 | 36 |
| 126 | 1.0 | 3 0 | 8.9 x 7.6 x 7.6 | " | 2.06 | 36 |
| 127 | 1.0 | 5 6 | 10.2 x 8.9 x 8.6 | " | 3.23 | 42 |
| 125 | 3.0 | 8 9 | 11.4 x 9.5 x 10.0 | " | 4.99 | 52 |
| 123 | 4.0 | 10 6 | 11.4 x 9.5 x 11.4 | " | 6.35 | 67 |
| 120 | 6.0 | 16 12 | 13.3 x 12.1 x 12.1 | " | 9.20 | 82 |
| 122 | 10.0 | 23 2 | 16.5 x 12.7 x 16.5 | " | 15.23 | * |

LEAD ACID BATTERY CHARGER TYPES

| Ref. No. | Amps | Weight lb oz | Size cm. | Secondary Taps | P & P £ | P & P £ |
|----------|------|--------------|--------------------|----------------|---------|---------|
| 45 | 1.5 | 1 9 | 7.0 x 6.0 x 6.0 | | 1.47 | 30 |
| 5 | 4.0 | 3 11 | 10.2 x 7.0 x 8.3 | | 2.23 | 42 |
| 86 | 6.0 | 5 12 | 10.2 x 8.9 x 8.3 | | 3.37 | 52 |
| 146 | 8.0 | 6 4 | 8.9 x 10.2 x 10.2 | | 3.84 | 52 |
| 50 | 12.5 | 11 14 | 13.3 x 10.8 x 12.1 | | 5.72 | 67 |

All ratings are continuous. Standard construction; open with solder tags and wax impregnation. Enclosed styles to order.

FULL SPEC. TRANSISTORS (E.G.)

BC107/108/109 10p each. 2N 3055 60p each. AD161/162 60p pair.
+ mica and bushes | + mica and bushes

Carriage via B.R.S.

★ Quantity prices on application

ELECTROSIL RESISTORS • AVOMETERS
PLEASE ADD 10% FOR V.A.T.
INC. P. & P.


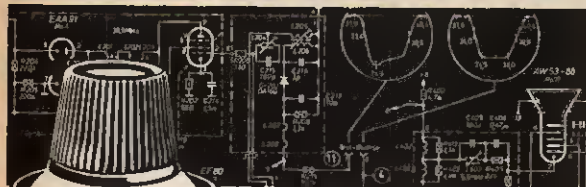
BARRIE electronics

3, THE MINORIES, LONDON EC3N 1BJ

TELEPHONE: 01-488 3316/8

NEAREST TUBE STATIONS: ALDGATE & ALDGATE EAST

FAULT LOCATION



KONTAKT "Cold Spray 75"

For rapid and effective fault location

Non-toxic, non-inflammable, Cold Spray 75 is a chemically inert coolant capable of producing temperatures of down to -42 centigrade. It can also be used to prevent heat damage during soldering processes, for the rapid freezing of small articles for biological and technical purposes and the prompt location of hairline cracks and other faults in temperature dependent components.

Other Kontakt products:

Kontakt 60 and Kontakt 61 for relay contact cleaning; Plastic Spray 70, transparent protective lacquer; Insulating Spray 72; Kontakt WL; Spray Wash; Antistatic Spray 100, Antistatic agent for plastics; Politur 80, Polish and cleaner; Fluid 101, Dehydrating Fluid.

Details from U.K. distributors:

Special Products Distributors Ltd.

81 Piccadilly, London W1V 0HL. Tel. 01-629 9556

PRACTICAL ELECTRONICS "SCORPIO" ELECTRONIC IGNITION SYSTEM



This Capacitor-Discharge Electronic Ignition system was described in the November and December issues of Practical Electronics. It is suitable for incorporating in any 12V ignition system in cars, boats, go-karts, etc., of either pos. or neg. earth and up to six cylinders. The original coil, plugs, points and contact-breaker capacitor fitted in the vehicle are used. No extra or special components are required.

Helps to promote easier starting (even under sub-zero conditions), improved acceleration, better high-speed performance, quicker engine warm-up and improved fuel economy. Eliminates excessive contact-breaker point burning and the need to adjust point and spark-plug gaps with precision.

Construction of the unit can easily be completed in an evening and installation should take no longer than half an hour. A complete complement of components is supplied with each kit, together with ready-drilled roller-dipped professional quality fibre-glass printed-circuit board, custom-wound transformer and fully-machined die-cast case. All components are available separately. Case size 7 1/2 in x 4 1/2 in x 2 in, approx.

Complete assembly and wiring manual 25p, refundable on purchase of kit. Price: £10.50 plus 50p P. & P.

PSYCHEDELIC LIGHTING UNIT Mk. 3



This unit represents a natural progression from our phenomenally successful Mk. 1 and 2 Units. As before the drive voltage is derived directly from the amplifier output or across the speakers. The unit converts the audio frequency signals into a three-coloured light display; the colour depending on the frequency of the signal and the intensity on the loudness of the audio source.

The unit is constructed on professional fibre-glass printed-circuit board material and uses latest full-wave triac circuitry. There is a master-level control, together with independent sensitivity controls for each channel. The original minimum ambient light level controls have been redesigned permitting their use as faders; allowing dimming from max. to zero at the turn of a knob. R.F.I. suppression is now incorporated as standard as well as provision for D.J. "Pulse-Flash" controls. The choice of two input enables operation from both high and low power amplifiers. Max. power 1.5kW per channel at 240V a.c.

Complete assembly built and tested. Size 9 in x 7 in x 3 in. Price £25 carr. paid.

PLEASE NOTE ALL THE ABOVE PRICES ARE SUBJECT TO V.A.T. ADJUSTMENT

DABAR ELECTRONIC PRODUCTS

98a Lichfield Street, Walsall, Staffs. WS1 1UZ

TELEPHONE: WALSALL 34365

TELEGRAMS: DABELEC Walsall Staffs.

We've written this book on kits

You can get a copy free

Below are just a few of the large selection of kits fully illustrated in the NEW HEATHKIT CATALOGUE - kits for every interest, every budget, stereo hi-fi systems and accessories, intercoms, transistor radios, tool kits, electronic calculators, automotive ignition analysers and checkers, electronic testing and measuring equipment, amateur and short-wave radio gear, metal locators - even a powerful battery charger.



Can you build a Heathkit?

For 25 years people just like you have been doing it - using a few simple hand tools, a soldering iron and the world-famous Heath step-by-step construction manual. In addition, a factory technical correspondence department serves you both before and after purchase. And, finally, building your Heathkit is fun, pure and simple . . .


The coupon gets you started.


Please send me the FREE Heathkit catalogue

Name

Address

HEATH Dept. PE/07/73
Schlumberger Heath (Gloucester) Limited
Bristol Road, Gloucester GL2 6EE





LIGHTING CONTROL UNIT

By G. A. Davies

ANYONE who has helped to organise a discotheque group performance or even put lights on a Christmas tree, must have felt the need for a simple flashing light controller. Many circuits, perhaps using a multivibrator, exist. But these are severely limited in their flashing rates if on and off periods are kept approximately equal, and if strobe-like effects and very slow changes are required from the same unit range switching will be needed, leading to expensive and complex wiring and tedious operation.

The circuit described here uses a similar method but a quite different principle to produce a variety of effects all available from settings of a single control. In place of continual OFF/ON switching, gradual changes enhance the effects, which range from a fast strobe to flashes lasting up to and over one minute.

COSTS

The cost of the unit if all parts including case are purchased new will be a little over £2.70. By making the case and shopping around this may be reduced. An experimental set-up may be made from common items in the spares box with the possible exception of the thyristor.

GENERAL

The circuit of Fig. 1 shows a multivibrator, TR1/TR2 actuating a driver circuit TR3 which in turn actuates a thyristor CSR1.

The components of the multivibrator are selected to give a repetition rate of about 50Hz with TR1 in the ON state for about 1ms and TR2 ON for between 10 and 25ms dependent on the setting of VR1.

THE DRIVER CIRCUIT

Output pulses from the multivibrator are fed to the base of TR3 via R5 which is large enough to prevent the following circuit from interfering with the multivibrator. Each pulse turns TR3 ON, allowing an amplified pulse of current through the collector into the gate of the thyristor. R6 limits this pulse to about 30mA which should be sufficient to operate most thyristors. If a low current thyristor is to be used some saving in battery drain can be made by increasing the value of R6 to 390Ω.

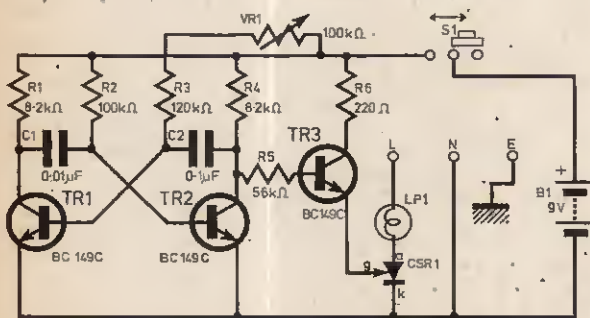


Fig. 1. The circuit diagram of the light controller. TR1/TR2 form a multivibrator driving CSR1 through driver TR3

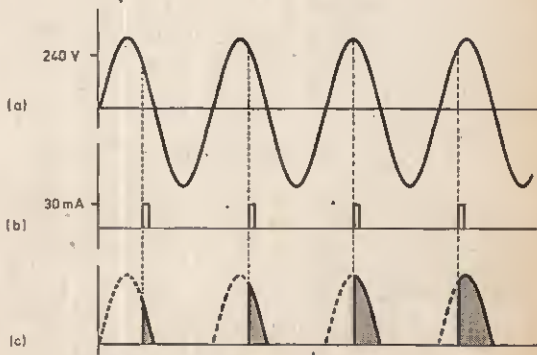
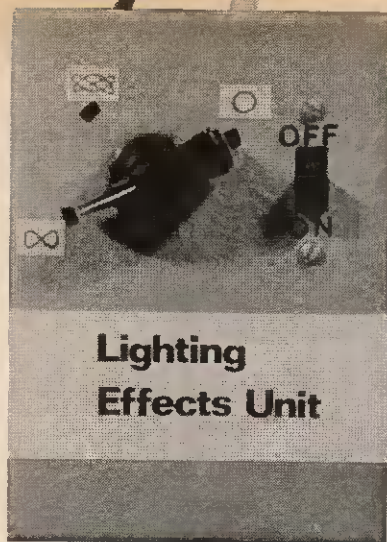


Fig. 2. Graphic representation of the relationship between mains cycles, control pulses and load current, at a given multivibrator frequency



reached when the pulse has finished before the cycle starts. The power then falls to zero until the next pulse arrives at the end of the cycle and power increases slowly again.

If a 100W bulb is used as the load the light will be seen to change intensity as in Fig. 3 (f), the rate of change depending on the frequency difference between the mains and multivibrator pulses. The reversed version, Fig. 3 (g), is obtained by setting the pulse frequency lower than 50Hz.

With large frequency differences a strobe effect is obtained and with careful adjustments an almost constant light output can be set. It must be borne in mind that the maximum light output is only half that given by the bulb connected straight to the mains.

The other effects shown in Fig. 3 can be obtained with the controller remembering that thermal inertia, i.e. the time taken for the lamp filament to heat up and cool down, will slow down some of the faster changes.

CONSTRUCTION

To the inexperienced constructor it is impossible to overstress the need for great care over safety. The whole circuit is connected to the mains, and although

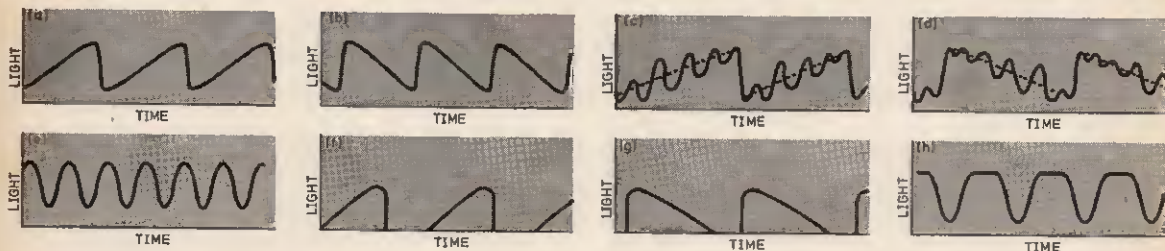


Fig. 3. Variations in light output obtainable with the circuit of Fig. 1

THE THYRISTOR

This semiconductor device can be considered as a combination of a rectifier and a latching relay. It will not under any circumstances (other than breakdown) pass a current from cathode to anode, and also it will not pass a current from anode to cathode unless a sufficiently large current is supplied to the gate. Once triggered in this way, however, the anode current will not stop, even after the gate triggering current has stopped, until the anode voltage is reduced to zero, or changes sign to negative if a.c. is applied.

In this particular application a.c. mains voltage is connected to the anode through the controlled load. When the mains is negative no current can pass due to rectifying action. Thus any current pulses arriving at the gate from TR3 are ignored.

When the mains is positive the thyristor can conduct, but will not do so until a trigger pulse has turned it on.

Fig. 2 (a) shows the mains input voltage. For a given frequency of the multivibrator (b) is the train of current pulses in the gate of the thyristor. All negative half cycles of the a.c. are rectified out and positive half cycles are let through only after an input pulse, so that the voltage supplied to the load looks like Fig. 3 (c).

If the multivibrator is set as shown at a slightly higher frequency than the mains 50Hz, that part of the half cycle allowed through will change. As the drive pulse comes earlier in each cycle, the power in the load slowly rises to a maximum of about half the rated power (all negative half cycles are lost) until a point is

the live is isolated through the lamp and is thus proof against short circuits, great care must be taken over insulation. The isolation of the case from the thyristor poses the greatest problem here and the solution depends upon the component chosen.


The prototype was housed in an aluminium box measuring about 4in x 2½in x 1½in deep and fitted with an overlapping lid held by a self-tapping screw at either end. The switch and the potentiometer are fixed to the lid and the remaining parts are assembled in the box. Firstly the top and bottom should be drilled to accept the components.

A small aluminium clip shown in Fig. 4 is needed to secure the battery with small blocks of polystyrene stuck to the lid and sides to hold it firmly in place. The clip can be fixed with Araldite.

The circuit board and terminal block are secured by ¼in 6 B.A. tapped pillars screwed or Araldited (preferably both, since the screws will have to be very short) to the case. Countersunk screws are used in the prototype, the heads being filled in with Araldite and painted over but this is of course a matter of individual choice.

COMPONENT BOARD

Details of this are given in Fig. 4. The six 6 B.A. clearance holes should be drilled carefully first and then the components pushed through and soldered, the transistors being soldered last to avoid overheating.



LIGHTING CONTROL UNIT

COMPONENTS . . .

Resistors

R1 8.2k Ω R3 120k Ω R5 56k Ω
 R2 100k Ω R4 8.2k Ω R6 220 Ω

All $\frac{1}{4}$ W 10% carbon

Potentiometer

VR1 100k Ω carbon linear

Capacitors

C1 0.01 μ F 250V poly.
 C2 0.1 μ F 250V poly.

Thyristor

CSR1 BO226 (see text)

Transistors

TR1, 2, 3 BC149C (or BC169C, BC108C, BC109C)

Miscellaneous

S1 d.p.d.t. slider switch or on/off toggle
 B1 9V PP3 or equivalent
 2in \times 3 $\frac{1}{2}$ in s.r.b.p. 0.1in matrix, 2A terminal block (5 sections required), 6 $\frac{1}{4}$ in .6BA tapped pillars, Case see text, 6BA screws, 18swg aluminium for battery clip and heatsink, grommets, wire, solder, sleeving.

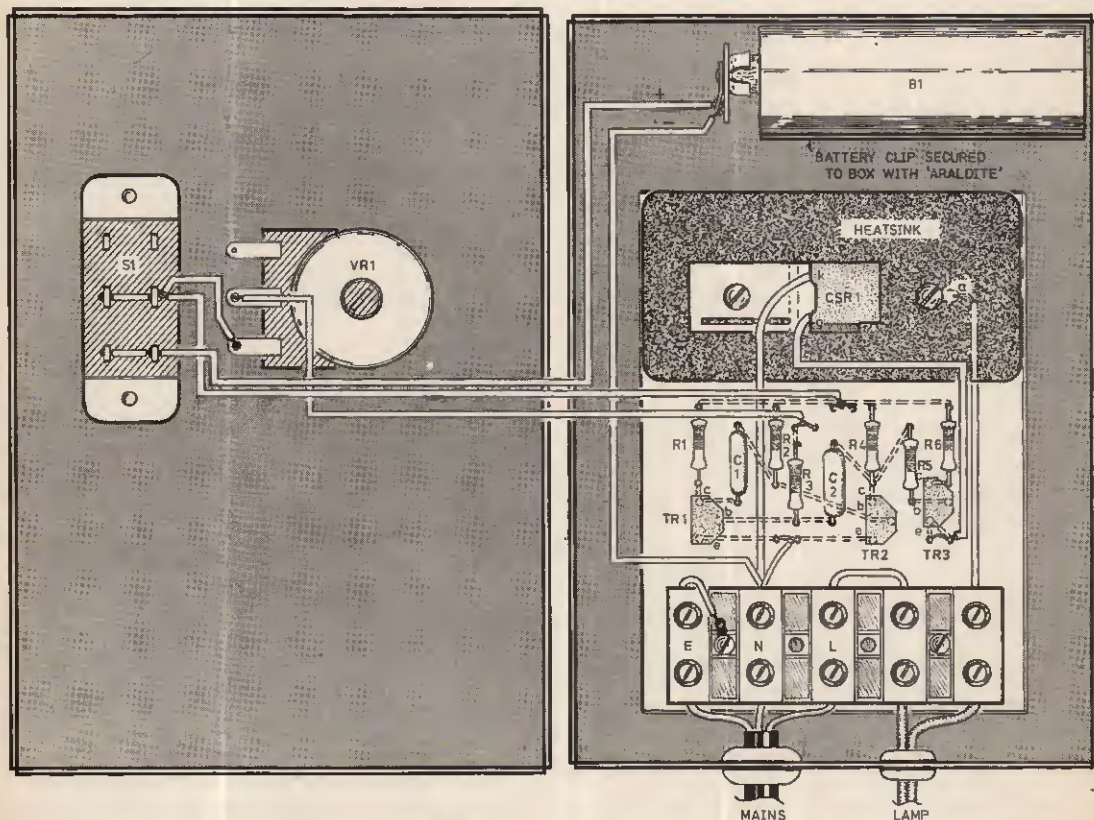


Fig. 4. General layout of the controller showing main wiring board and component positioning.
NOTE: Ensure that the heatsink is well isolated from case

Four loops of wire are made on the component side so that connections can be made. Next screw two $\frac{1}{2}$ in pillars to the inside holes; the board can then be bolted down onto the pillars.

The heatsink in Fig. 4 is mounted on the board using two further pillars, the thyristor being fixed down under one screw (a smear of silicone grease will be helpful here under the tab to improve heat transfer). The lead from the terminal block can be soldered to, or clamped by the other screw/pillar to act as the anode connection. Make certain the heat-sink mounting is insulated from the case.

The wiring can be completed with p.v.c. insulated stranded wire, colours being chosen to suit. Sleeving the thyristor leads is advisable or tape may be used.

COMPONENTS

The components specified in the list are all quite easily obtainable. The transistors can be any of the listed types, BC 149C being most suited to the mode of construction used and also the cheapest.

If surplus transistors are tried TR3 should be selected for low leakage and high gain. The C suffix on the listed types ensures a gain of over 400.

The thyristor will depend on the application; for mains it must be rated at 400V peak forward and reverse voltage, the current will depend upon the power of the lamps used. At 240V a 3A thyristor with a good heatsink will take a total load of 1000W and give 500W of light. A 0.8A version in a TO5 or similar case will overcome the insulation problem and make the unit possibly smaller but will not take more than 250 to 275W load and give 100 to 150 watts of light.

The 2in x 1in panel used cannot be considered a good heatsink and also it is inside a sealed box. In addition large powered bulbs also complicate things because their high thermal inertia causes large surges on switching on. The unit should be able to take a 500W lamp at all control settings to give 250W of light. With lower powered lamps in parallel it should be possible to go up to 700 to 800W. However, due to the cost of such a setup this has not been tried. A few hundred watts will be found adequate for most purposes but care should be taken to ensure there is no overheating with the components specified.

TESTING

When the wiring is complete and checked, connect the battery in circuit and, using a meter set to a current range, put this across the switch. A current of about 3mA should register, switch the range down if necessary to read this. Rotate VR1 and the current should change slightly.

Following this or, alternatively if no meter is available, connect the mains lead to a plug fitted with a 3A or 5A fuse and the output lead to a lamp of 40 to 100W power. (In the prototype a cable socket was connected so that lamps could be plugged in and removed freely.) Switch the mains on. If nothing happens all is well; now switch on the unit with S1. The bulb should now light and flash in a pattern depending upon the setting of VR1. Explore the range of the potentiometer and see that it is similar to that indicated in Fig. 4. If this is not so, adjustment of R3 may be necessary.

LAMP HOUSING

For lighting effects the lamps will have to be fitted in some way to achieve the desired effect. Coloured pearl bulbs or bulbs fitted in boxes with coloured

filters can be used but these give very directed illumination and an improvement is made with more diffuse lighting. Frosted screens can be tried but an excellent result is given by a box with lamps, reflectors and filters placed at the bottom of a wall so that the light is projected up onto the wall. Car headlamp reflectors can also be adapted to produce a focused beam for special effects.

FAULT FINDING

Three conditions will indicate faults in the unit which might occur.

Firstly the lamp may not light. Check the operation of the multivibrator with a high impedance earpiece or an oscilloscope after first unplugging the unit from the mains and putting S1 to ON. With one side of the earpiece connected to battery negative look for a signal at 40 to 100Hz at TR2 collector. If this is present check for the same at the gate of CSR1. If the signal is also present here the thyristor or the mains wiring is at fault. Look for breaks in the relevant part of the circuit or for faulty components.

Secondly if the lamp lights continually at half brilliance then check for a signal at TR2 collector with a voltmeter. If this reads about 1V then check TR3 and its wiring. If it is 2V or more the multivibrator is the cause of the trouble. Check for correct positioning of C1 and C2.

Finally if the lamp lights at its normal full brilliance this indicates a short circuit in the unit. If none can be found then the thyristor may be shorted. Check that the fuse and bulb are not also shorted before replacing.

THE FINISH

Finishing the unit is left entirely to the constructor, the prototype was painted with a silver "hammer" paint and the words "LIGHTING EFFECTS UNIT" painted in black across a white stripe. The "critical settings" of the control were marked approximately with Lissajous figures corresponding to the ratio of the mains and multivibrator frequencies. Any method of calibration will suffice and as long as you can understand it that is all that really matters.

SUPPRESSION

If the unit interferes with radios or TVs on high power operation a suppressor may have to be fitted. This will consist of inductors in series and/or capacitors in parallel with the power lines. This was not included in the prototype because of space consideration and since no interference has arisen anyway.

USE

Every constructor will rapidly become accustomed to the effects produced by the unit and will soon know how to use its effects to the greatest advantage. Positioning and colouring will follow logically to give the best results.

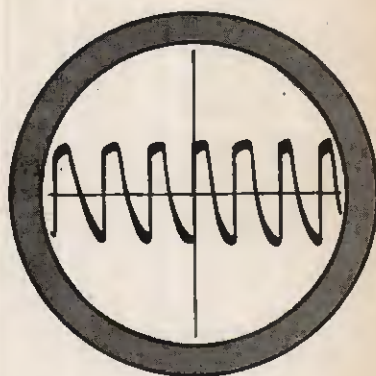
A word of warning, however. The strobe effects produced should not be used as dominant lighting in an otherwise darkened room as it can have a bad effect on the subconscious mind after prolonged exposure. Headaches can also be caused, probably due to the sensation of rapid blinking. If strobes are used make sure that the other lighting is at least equal in strength to the strobed light.

Finally, when fault finding as described earlier make certain the equipment is not connected to the mains. Also earth the case to mains earth. ★

look! electronics really mastered

... practical
... visual
... exciting!

no previous knowledge
no unnecessary theory
no "maths"



RAPY

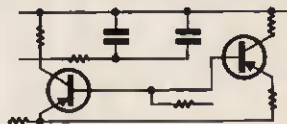
BUILD, SEE AND LEARN

step by step, we take you through all the fundamentals of electronics and show how easily the subject can be mastered. Write for the free brochure now which explains our system.

1/ BUILD AN OSCILLOSCOPE

You learn how to build an oscilloscope which remains your property. With it, you will become familiar with all the components used in electronics.

2/ READ, DRAW AND UNDERSTAND CIRCUIT DIAGRAMS



as used currently in the various fields of electronics.

3/ CARRY OUT OVER 40 EXPERIMENTS ON BASIC ELECTRONIC CIRCUITS & SEE HOW THEY WORK, including:

valve experiments, transistor experiments amplifiers, oscillators, signal tracer, photo electric circuit, computer circuit, basic radio receiver, electronic switch, simple transmitter, a.c. experiments, d.c. experiments, simple counter, time delay circuit, servicing procedures.

This new style course will enable anyone to really understand electronics by a modern, practical and visual method—no maths, and a minimum of theory—no previous knowledge required. It will also enable anyone to understand how to test, service and maintain all types of electronic equipment, radio and TV receivers, etc.

FREE POST NOW
for
BROCHURE

or write if you prefer not to cut page

To **BRITISH NATIONAL RADIO & ELECTRONICS SCHOOL, P.O. BOX 156, JERSEY.** Please send your free brochure, without obligation, to: *we do not employ representatives*

NAME


BLOCK CAPS

ADDRESS

PLEASE EL73

special free gift also to all our students

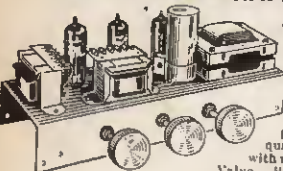
PRICES NOW INCLUDE VAT SUPERSOUND 13 HI-FI MONO AMPLIFIER



A superb solid state audio amplifier. Brand new components throughout. 5 silicon transistors plus 2 power output transistors in push-pull. Full wave rectification. Output approx. 13W r.m.s. into 8 ohm. Frequency response 12Hz-30KHz \pm 3dB. Fully integrated pre-amplifier stage with separate Volume, Bass boost and Treble cut controls. Suitable for 8-16 ohm speakers. Input for ceramic or crystal cartridge. Sensitivity approx. 40mV for full output. Supplied ready built and tested, with knobs, escutcheon panel, input and output plugs. Overall size 5in high x 6in wide x 7 1/2in deep. A.C. 200/250V.

PRICE £11-60 P. & P. 25p.

DE LUXE STEREO AMPLIFIER



A.C. mains 200-240 volts. Using heavy duty fully isolated mains transformer with former with full wave rectification giving adequate smoothing with negligible hum. Valve line up-2 x ECL86 Triode Pentodes. Two dual potentiometers are provided for bass and treble control, giving bass and treble boost and cut. A dual volume control is used. Balance of the left and right hand channels can be adjusted by means of a separate "balance" control fitted at the rear of the chassis. Input sensitivity is approximately 300mV for full peak output of 4 watts per channel (8 watts mono), into 3 ohm speakers. Full negative feedback in a carefully calculated circuit, allows high volume levels to be used with negligible distortion. Supplied complete with knobs, chassis size 11in. x 4in. x 4in. Overall height including valves 5in. Ready built and tested to a high standard. Price £9-90. P. & P. 40p.

1 x E280 as rectifier. Two dual potentiometers are provided for bass and treble control, giving bass and treble boost and cut. A dual volume control is used. Balance of the left and right hand channels can be adjusted by means of a separate "balance" control fitted at the rear of the chassis. Input sensitivity is approximately 300mV for full peak output of 4 watts per channel (8 watts mono), into 3 ohm speakers. Full negative feedback in a carefully calculated circuit, allows high volume levels to be used with negligible distortion. Supplied complete with knobs, chassis size 11in. x 4in. x 4in. Overall height including valves 5in. Ready built and tested to a high standard. Price £9-90. P. & P. 40p.

NEW! POWER SUPPLY UNIT

200/240V A.C. input. Four switched fully smoothed D.C. outputs giving 6V and 7V and 9V and 12V at 1 amp continuous (14 amp intermittent). Fitted insulated output terminals and pilot lamp indicator. Hammer finish metal case, overall size 6" x 3" x 2 1/2". Suitable for Transistor Radios, Tape Recorders, Amplifiers, etc., etc. Ready built and tested.

PRICE £5 P. & P. 25p.

BLACK ANODISED 16g. ALUMINIUM HEAT SINKS. For TO3, complete with mica's and bushes. Size 2 1/2in x 3in approx. 25p pair, P. & P. 5p.

HIGH GRADE COPPER LAMINATE BOARDS. 6" x 6", 5 for 56p. P. & P. 15p.

BRAND NEW MULTI-RATIO MAINS TRANSFORMERS. Giving 13 alternatives. Primary: 6-210-240V. Secondary combinations: 0.5-10-15-20-25-30-35-40-60V half wave at 1 amp or 10-10-10, 20-20-20, 30-0-30V, at 2 amp full wave. Size 3inL x 3 1/2inW x 3inD. Price £2-10. P. & P. 30p.

MAINS TRANSFORMER. For transistor power supplies. Pri. 200/240V Sec. 0-0-9 at 500mA. £1 P. & P. 15p. Pri. 200/240V Sec. 12-0-12 at 1 amp. £1-10 P. & P. 15p. Pri. 200/240V Sec. 10-0-10 at 2 amp. £1-05 P. & P. 30p.

GENERAL PURPOSE HIGH STABILITY TRANSISTOR PRE-AMPLIFIER. For P.U. Tape, Mike, Guitar, etc., and suitable for use with valve or transistor equipment. 9-18V. Battery or from H.T. line 200/300V. Frequency response 15Hz-20KHz. Gain 20dB. Solid encapsulation size 1 1/2 x 1 1/2 x 3/4in. Brand new - complete with instructions. Price £1. P. & P. 15p.

3 REFERENCE ENCYCLOPEDIAS FOR ELECTRONIC ENGINEERS AND DESIGNERS. covering between them; transistor characteristics, diode and transistor equivalent. Many thousands of up-to-date European types listed. Diode Equivalents 80p Transistor Equivalents 80p Transistor Characteristics 41p All three together 22-60 POST FREE

HANDBOOK OF TRANSISTOR EQUIVALENTS AND SUBSTITUTES
A must for servicemen and home constructors. Including many 1000's of British, U.S.A., European and Japanese transistors. ONLY 40p. Post 5p.

CENTRE ZERO MINIATURE MOVING COIL METER. 100uA for balance or tuning. Approx. size 1in x 1in x 1 1/2in. Limited number 86p. P. & P. 10p.

Open 9-5.30 Mon. to Fri. 9-5 Sat. Early closing Wed. 1p.m.

A few minutes from South Wimbledon Tube Station.

RECORD PLAYER BARGAINS
Mains models. All brand new in maker's packing. LATEST B.S.E. C109/C190 AUTOCHANGER UNITS. With latest stereo/mono compatible cartridge £7-60 plus 50p P. & P. Garrard SP25 Mk. III with heavy precision machined die cast turntable. £10-66. Carr. 60p.

PRECISION ENGINEERED PLINTHS
Beautifully constructed in heavy gauge "Colorcoat" plastic coated steel. Resonance free. Designed to take Garrard 1025, 2000, 2025TC, 2500, 3000, 3500, 5109, SP25 II and III, SL45B, AT80, etc., or B.S.E. C109, C129, A21, etc. Black leatherette finish. Size 12 1/2in x 14 1/2in x 3 1/2in high (approx). 7 1/2in high, including rigid smoked acrylic cover). P. & P. 35p. Now only £4-95

LATEST ACOS GPR1/180 Mono Compatible Cartridge with 1/0 stylus for LP/EP/78. Universal mounting bracket. £1-50. P. & P. 50p

SONOTONE 5848 COMPATIBLE STEREO CARTRIDGE
T/O stylus. Diamond Stereo LP and Sapphire 78. ONLY £2-30. P. & P. 10p. Also available fitted with twin Diamond T/O stylus for Stereo LP. £2-80. P. & P. 10p.

LATEST ROHETTE T/O Stereo Compatible Cartridge for EF/EP/78. £1-60. P. & P. 10p.

LATEST ROHETTE T/O Mono Compatible Cartridge for EF/EP/78 mono/stereo records on mono equipment. £1-50. P. & P. 10p.

QUALITY RECORD PLAYER AMPLIFIER MK II
A top-quality record player amplifier employing heavy duty double wound mains transformer, ECC83, EL84, and rectifier. Separate Bass, Treble and Volume controls. Complete with output transformer matched for 3 ohm speaker. Size 7in. w. x 5 1/2in. h. Ready built and tested. PRICE £4-40. P. & P. 40p. ALSO AVAILABLE mounted on board with output transformer and speaker. PRICE £5-85. P. & P. 50p.

SPECIAL OFFER!! HI-FI LOUSPEAKER SYSTEM

Beautifully made teak finish enclosure with most attractive Tegan-Ysnair front. Size 16in high x 10 1/2in wide x 6in deep. Fitted with E.M.I. Ceramic Magnet 13in x 8in bass unit, two H.F. tweeter units and crossover. Max. power handling 10W. Available 3, 8 or 15 ohm impedance.

Our Price £9-25 Carr. 70p.
CABINET AVAILABLE SEPARATELY £4-95. Carr. 60p.

Also available in 8 ohm with EMI 13in x 8in. bass speaker with parasitic tweeter. £7-15. Carr. 70p.

HARVERSON'S SUPER MONO AMPLIFIER
A super quality gram amplifier using a double wound fully isolated mains transformer, rectifier and ECL82 triode pentode valve as audio amplifier and power output stage. Impedance 3 ohms. Output approx. 3 1/2 watts. Volume and tone controls. Chassis size only 7in. wide x 3in. deep x 3in. high overall. A.C. mains 200/240V. Supplied absolutely Brand New, completely wired and tested with good quality output transformer.

OUR ROCK BOTTOM BARGAIN PRICE £3-30 P. & P. 30p

LOUDSPEAKER BARGAINS
5in 3 ohm £1-05. P. & P. 15p. 7 x 4in 3 ohm £1-15. P. & P. 20p. 10 x 5in 3 or 15 ohm £1-50. P. & P. 30p. E.M.I. 8 x 5in 3 ohm with high flux magnet £1-82. P. & P. 20p. E.M.I. 1 1/2 x 3in with high flux ceramic magnet with parasitic tweeter 3, 8, or 15 ohm £2-50. P. & P. 30p. E.M.I. 1 1/2 x 3in, 3 or 8 or 15 ohm with two inbuilt tweeters and crossover network £4-65. P. & P. 30p.

EMI CERAMIC MAGNET HEAVY DUTY TWEETER. approx. 3 1/2in. Av. 3 or 8 or 15 ohms. £1-25 plus 15p P. & P. BRAND NEW. 12in 15W H/D Speakers, 3 or 15 ohm. Current production by the well known British maker. Now with HiLux ceramic ferrobar magnet assembly £7-50. Guitar models: 25w £7-50, 35w £9-25. P. & P. 40p each.

SPECIAL OFFER!
LIMITED NUMBER OF BRAND NEW ELAC 10" TWIN CORE LOUSPEAKERS. With large ceramic magnet and plasticised cone surrounded. 8 ohm impedance. £2-70. P. & P. 25p.

12in "RA" TWIN CORE LOUSPEAKER
10 watts peak handling, 3, 8 or 15 ohm. £2-45. P. & P. 30p. 35 ohm SPEAKERS 3". ONLY 70p. P. & P. 15p.

POLY FLAKAR WAFER-TYPE, WIDE RANGE ELECTRO-DYNAMIC SPEAKERS.
Size 1 1/2in x 1 1/2in x 1 1/2in deep. Weight 19oz. Power handling 20W r.m.s. (40W peak). Impedance 8 ohm only. Response 40Hz-20KHz. Can be mounted on ceilings, walls, doors, under tables, etc., and used with or without baffle. Send S.A.E. for full details. Only £2-65 each. P. & P. 25p.

VYNAIR & BEXINE SPEAKERS & CABINET FABRICS
app. 5 1/2in. wide. Our price 65p yd. length. P. & P. 15p per yd. (min. 1 yd.). S.A.E. for samples.

HI-FI STEREO HEADPHONES
Adjustable headband with comfortable flexi-foam ear-muffs. Wired and fitted with standard stereo 3 1/2in jack plug. Frequency response 30-15,000Hz. Matching impedance 8-16 ohms. Easily converted for mono. PRICE £3-30. P. & P. 15p.

HIGH IMPEDANCE CRYSTAL STICK MIKES. OUR PRICE £1-15. P. & P. 10p.

HARVERSONIC SUPER SOUND 10 + 10 STEREO AMPLIFIER KIT



NEW FURTHER IMPROVED MODEL WITH HIGHER OUTPUT AND INCORPORATED HIGH QUALITY READY DRILLED FIBRE GLASS PRINTED CIRCUIT BOARD WITH COMPONENT IDENTIFICATION CLEARLY MARKED FOR EVEN EASIER CONSTRUCTION

A really first-class Hi-Fi Stereo Amplifier Kit. Uses 14 transistors including Silicon Transistors in the first five stages on each channel resulting in even lower noise level with improved sensitivity. Integrated pre-amp with Bass, Treble and two Volume Controls. Suitable for use with Ceramic or Crystal cartridges. (Very simple to modify to suit magnetic cartridge—instructions included). Output stage for any speakers from 5 to 16 ohms. Compact design, all parts supplied including drilled metal work, high quality ready drilled fibre glass printed circuit board, smart brushed anodised aluminium front panel with matching knobs, wire, solder, nuts, bolts—no extras to buy. Simple step by step instructions enable any constructor to build an amplifier to be proud of. Brief specification: Power output 14W r.m.s. per channel into 5 ohms. Frequency response \pm 3dB 12-50,000Hz. Sensitivity better than 80mV into 1M Ω . Full power bandwidth \pm 3dB 12-15,000Hz. Bass boost approx. to \pm 12dB. Treble cut approx. to -16dB. Negative feedback 18dB over main amp. Power requirements 35V at 1-0 amp. Overall size—12" wide x 8" deep x 2 1/2" high. Fully detailed 7-page construction manual and parts list free with kit or send 18p plus large S.A.E.

PRICES (Magnetic input components 35p extra)
AMPLIFIER KIT, £11-65 P. & P. 18p.
POWER PACK KIT, £2-30. P. & P. 35p.
CABINET, £3-30. P. & P. 35p.

(Post Free if all units purchased at same time). Full after sales service. Also available ready built and tested, £28-10. Post Free.

Note: The above amplifier is suitable for feeding two mono sources into inputs (e.g. mike, radio, twin record decks, etc.) and will then provide mixing and fading facilities for medium powered Hi-Fi Diodecubes, etc.

3-VALVE AUDIO AMPLIFIER HA34 MK II
Designed for Hi-Fi reproduction of records. A.C. Mains operation. Ready built in plated heavy gauge metal chassis, size 7 1/2in. w. x 4in. d. x 4 1/2in. h. Incorporates ECC83, EL84, E280 valves. Heavy duty, double wound mains transformer and output transformer matched for 3 ohm speaker. Separate volume control and now with drilled wide range tone controls giving bass and treble lift and cut. Negative feedback line. Output 4 watts. Front panel can be detached and leads extended for remote mounting of controls. Complete with knobs, valves, etc., wired and tested for only £5-80. P. & P. 35p.

BRITISH MADE SOLID STATE ALL SILICON STEREO AMPLIFIER. 15 watts rms per channel output. Fre. res. 20Hz to 20KHz. Suitable for magnetic or ceramic pickup tape mic, etc., built-in interchangeable scratch filter, rumble filter and loudness control. 60 m/m slider controls for bass, treble and volume. 10 way push button function, selector switch. This amplifier has specification and performance usually only found in amplifiers costing twice as much. Each amplifier supplied, tested and fully guaranteed. Finished in the most attractive contemporary style teak cabinet. Size 16 1/2in. x 8 1/2in. x 4 1/2in. Makers' recommended price £46-96. Our price (while stocks last) £35-75 plus 75p P. & P. Send S.A.E. for full details of specification.

10/14 WATT HI-FI AMPLIFIER KIT
A stylishly finished mensural amplifier with an output of 14 watts from 2 EL84s in push-pull. Super reproduction of both music and speech, with negligible hum. Separate inputs for mike and gram allow records and announcements to follow each other. Fully shrouded section wound output transformer to match 3-16 Ω speaker and 2 independent volume controls, and separate bass and treble controls are provided giving good lift and cut. Valve line up 2 EL84s, ECC83, E280 and E280 rectifier. Simple instruction booklet 15p plus S.A.E. (Free with parts). All parts sold separately. ONLY £8-30. P. & P. 60p. Also available ready built and tested £18-10. P. & P. 60p.

12in "RA" TWIN CORE LOUSPEAKER
10 watts peak handling, 3, 8 or 15 ohm. £2-45. P. & P. 30p. 35 ohm SPEAKERS 3". ONLY 70p. P. & P. 15p.

POLY FLAKAR WAFER-TYPE, WIDE RANGE ELECTRO-DYNAMIC SPEAKERS.
Size 1 1/2in x 1 1/2in x 1 1/2in deep. Weight 19oz. Power handling 20W r.m.s. (40W peak). Impedance 8 ohm only. Response 40Hz-20KHz. Can be mounted on ceilings, walls, doors, under tables, etc., and used with or without baffle. Send S.A.E. for full details. Only £2-65 each. P. & P. 25p.

VYNAIR & BEXINE SPEAKERS & CABINET FABRICS
app. 5 1/2in. wide. Our price 65p yd. length. P. & P. 15p per yd. (min. 1 yd.). S.A.E. for samples.

HI-FI STEREO HEADPHONES
Adjustable headband with comfortable flexi-foam ear-muffs. Wired and fitted with standard stereo 3 1/2in jack plug. Frequency response 30-15,000Hz. Matching impedance 8-16 ohms. Easily converted for mono. PRICE £3-30. P. & P. 15p.

HIGH IMPEDANCE CRYSTAL STICK MIKES. OUR PRICE £1-15. P. & P. 10p.

NEW FURTHER IMPROVED MODEL WITH HIGHER OUTPUT AND INCORPORATED HIGH QUALITY READY DRILLED FIBRE GLASS PRINTED CIRCUIT BOARD WITH COMPONENT IDENTIFICATION CLEARLY MARKED FOR EVEN EASIER CONSTRUCTION

A really first-class Hi-Fi Stereo Amplifier Kit. Uses 14 transistors including Silicon Transistors in the first five stages on each channel resulting in even lower noise level with improved sensitivity. Integrated pre-amp with Bass, Treble and two Volume Controls. Suitable for use with Ceramic or Crystal cartridges. (Very simple to modify to suit magnetic cartridge—instructions included). Output stage for any speakers from 5 to 16 ohms. Compact design, all parts supplied including drilled metal work, high quality ready drilled fibre glass printed circuit board, smart brushed anodised aluminium front panel with matching knobs, wire, solder, nuts, bolts—no extras to buy. Simple step by step instructions enable any constructor to build an amplifier to be proud of. Brief specification: Power output 14W r.m.s. per channel into 5 ohms. Frequency response \pm 3dB 12-50,000Hz. Sensitivity better than 80mV into 1M Ω . Full power bandwidth \pm 3dB 12-15,000Hz. Bass boost approx. to \pm 12dB. Treble cut approx. to -16dB. Negative feedback 18dB over main amp. Power requirements 35V at 1-0 amp. Overall size—12" wide x 8" deep x 2 1/2" high. Fully detailed 7-page construction manual and parts list free with kit or send 18p plus large S.A.E.

PRICES (Magnetic input components 35p extra)
AMPLIFIER KIT, £11-65 P. & P. 18p.
POWER PACK KIT, £2-30. P. & P. 35p.
CABINET, £3-30. P. & P. 35p.

(Post Free if all units purchased at same time). Full after sales service. Also available ready built and tested, £28-10. Post Free.

Note: The above amplifier is suitable for feeding two mono sources into inputs (e.g. mike, radio, twin record decks, etc.) and will then provide mixing and fading facilities for medium powered Hi-Fi Diodecubes, etc.

PLEASE NOTE: P. & P. CHARGES QUOTED APPLY TO U.K. ONLY. P. & P. ON OVERSEAS ORDERS CHARGED EXTRA.


HARVERSON SURPLUS CO. LTD.

Dept. PE, 170 High St., Merton, London, S.W.19 Tel. 01-540 3985

SEND STAMPED ADDRESSED ENVELOPE WITH ALL ENQUIRIES

(Please write clearly)

PLEASE NOTE: P. & P. CHARGES QUOTED APPLY TO U.K. ONLY. P. & P. ON OVERSEAS ORDERS CHARGED EXTRA.



was running one of a series of seminars promoting the use of heat pipes, an old idea which has now won a new lease of life as an efficient heat dissipator in modern equipment.

The company's main line is in moulded components and heat pipes are comparatively new. Nonetheless, Rattcliff sees them as an important new line although he confesses that more people want "specials" than from the standard range—always a manufacturer's headache.

I tip both Sinclair Radionics and Jermyn Manufacturing for big growth not only because the products are right but also because both companies are strong on marketing. Sinclair has just established a New York office. Jermyn has sales offices in Munich, Paris and San Francisco.

DISTRIBUTOR NEWS

Component distributors are looking distinctly more cheerful these days now that orders are flowing in faster than supplies rather than the other way round.

Farnell Electronics, among Britain's biggest, has broken through the £1 million pre-tax profit barrier for the first time. Last month SASCO celebrated its 21st Birthday with press advertising wishing founder George ("Stewie") Stewart best wishes.

John Zuber, new chairman and managing director of Guest International has opened a Distribution Division which, if it works as well as his computerised stock control and order system—about the best I've seen—should prosper exceedingly well. And Swift Hardman's new Industrial Electronics and Automation Division, now under the control of ex-TI man Peter Linforth, is aiming at an initial turnover of £1.5 million and was on target when I visited the company a few weeks ago. New franchises include Greenpar (co-axial connectors), Beswick (fuses), and OKI (opto-electronics) bringing the franchise total to 20 in electronics plus 16 in the electro-mechanical sector.

It was rumoured that Motorola Semiconductors might hire or fire one or two distributors this year but the five old faithfuls (Jermyn Distribution, Celdis, Semicomps, A.M. Lock and GDS) all got a nice pat on the back from vice-president Tom Connors at the annual re-appointment ceremony and there were no new appointments.

Leicester-based Atlantic have won a valuable new franchise from National Semiconductors and this should give a big boost to one of our newest distributor companies.

SELLING SERVICES

You don't necessarily have to manufacture or sell goods to make money. Quite a few companies make

a good living selling services. Companies like International Aeradio and Cable and Wireless have been doing it for years. A division within Plessey has substantial business on advising and supervising warship re-fits. This outfit works in conjunction with shipyards and although you don't get orders on a daily or even weekly basis, when they come they're big.

Then there is EASAMS which, if my memory serves me correctly, started off in life in 1962 with the name being an acronym for Elliott Automation Space and Military Systems. Since those days there has been some diversification to include consultancy and planning projects in all sorts of fields such as hospitals, transportation and even, recently, an investigation on how best to integrate the coconut industry in Malaya.

FIRST AWARD

EASAMS is the first consultancy firm to win the Queen's Award to Industry for exports with overseas contracts up 300 per cent since 1970. But one of EASAMS toughest jobs must still be the management of the integration of the electronic systems on the European Multi-Role Combat Aircraft (MRCA).

Another unusual Queen's Award winner, again for exports, is four-year-old Racal-Milgo. I write 'unusual' because this company is 50 per cent owned by the Milgo Corporation U.S.A. and I'm wondering (jokingly!) whether Milgo Corp. will be flying the flag and wearing the ties equally with their British partners. Although the equipment comes from the U.S.A. it's the British end of the partnership that provides the international consultancy service, feasibility studies, planning and implementation of some of the most complex data transmission networks in the world today.

Our congratulations go to EASAMS and Racal-Milgo together with English Electric Valve Company who got the only award in the electronics industry for technological innovation, the product being the ceramic hydrogen thyatron.

MOBILE RADIO RATIONALISATION

The long war of attrition in the two-way mobile radio market with lots of little fellows trying to compete with one big one appears to be over following the announcement that Cossor's mobile business has been acquired by Burndept Electronics. This new move follows Burndept's acquisition of the Ultra business in mobile radiotelephones last year, and we must now assume that Burndept will be in a position to seriously start challenging Pye Telecommunications who hold well over 50 per cent of the market.

PACE SETTERS

This month I tip two private companies worth watching for future growth. First is Sinclair Radionics currently moving into a strong position with nearly £2 million turnover and a confident forecast of at least £3 million next year. Clive Sinclair at the age of 32 still has the great bulk of his working life ahead of him and now he has the sort of cash flow needed to finance the development of new projects.

The Sinclair "Executive" pocket calculator has proved itself to be the big business breakthrough he had hoped for. It came in a higher price bracket than his previous products and quickly established the volume of production that pushed his company forward, almost overnight, into a new and exciting situation. The "Executive" is now rolling out of final test at the rate of 10,000 per month and 40 per cent of production goes overseas.

Sinclair is investing a lot of his additional turnover in R and D. Expect to see in the next few months or so some new calculators, a range of test instruments to follow up the recently introduced digital multimeter, a pocket-sized TV set, a digital watch and something exciting in digital computers. But he is not going to neglect his army of faithful followers in the audio and hi-fi sector. There will be something new for them too.

Sinclair is clearly widening his market in the consumer sector and starting to move into the professional area, initially through instrumentation. There's nothing that succeeds like success.

My number two tip is Jermyn Manufacturing led by managing director Graham Rattcliff. I last saw him towards the end of April when he

PATENTS REVIEW . . .

WATER LEVEL ALARM

BP 1 271 654

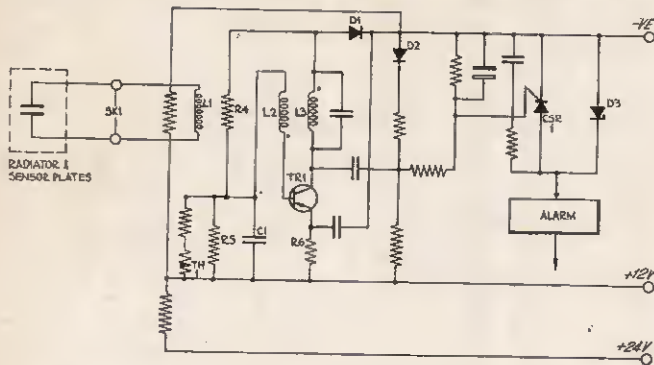


Fig. 1

In BP 1 271 654 Smiths Industries Limited describes circuitry for using an oscillator to sense the loss of cooling water from a car radiator.

A tuned collector oscillator centres round transistor TR1 which has its emitter connected via resistor R6 to a 12 or 24V positive line. The transistor collector connects with the negative line through a transformer winding L3 and diode D1.

The transformer has two further windings L1 and L2, of which winding L2 is connected between the base of TR1 and the junction of R4, R5 and C1. Two electrodes mounted inside the car radiator are connected to L1 through the input socket SK1.

The transformer windings have a turns ratio such that the effective impedance in parallel with L3 is too high to adversely affect oscillation, hence the oscillator will oscillate at audio frequency. But when the radiator water is high enough to short the two electrodes together, the effective impedance in parallel with L3 will drop and so damp down and stop oscillation.

By feeding the oscillator output via a rectification circuit to an alarm system it is possible to sound an alarm or trigger a light when the water level falls and the undamped oscillator starts to produce an audio frequency oscillation.

Various temperature sensitive components, such as a thermistor TH1, provide temperature compensation for the oscillator. This is obviously necessary bearing in mind the high temperature levels encountered in running vehicle engines.

AMPLIFIER PROTECTION

The Marconi Company Limited in BP 1 285 685 has some simple circuitry to offer which, according to some fairly complicated theory, provides protection for transistors against high voltages resulting from generated harmonics.

Fig. 1 shows a well known A-B push-pull wide band amplifier for high frequency working. Transistors TR1 and TR2 are fed by input transformer T1 with a centre-tapped secondary and feed the centre-tapped primary of an output transformer T2. (The circuit is simplified for clarity.)

The amplifier will produce a comparatively high level third harmonic and to eliminate output power at the frequency of this harmonic a filter network (VC1, 2 and L1) is fed via a coaxial cable, the final output being fed to the output terminal. Assuming an applied voltage of 28V, with perfect coupling the voltage on the transistor should never exceed 56 volts. But nothing in this world being perfect, third harmonics produce excessive voltage levels.

The coaxial cable disturbs the ideal phase relationship between the fundamental frequency wave and the third harmonic wave and causes the harmonic to increase the voltage swing in the collector voltage rather than reduce it.

The Marconi invention centres round the provision of a voltage limiting means for modifying the

phase of the third harmonic frequency component of the voltage present at the transistor collectors, in relation to the fundamental frequency of the voltage there. But there is no change in amplitude of the fundamental frequency component. Usually a diode clipper is used to limit the voltage wave at the transistor collector so as to produce a flat-topped voltage wave limited to a maximum level such that the fundamental is virtually unaffected by the clipping.

Circuit Fig. 2 shows their novel circuit. This generally resembles the Fig. 1 circuit except that diodes D1 and D2 are used with a d.c. blocking capacitor C1, the diodes receive a d.c. voltage of 60 volts. As a result, the voltage wave form at the collectors of the transistors have a flat top limited to 60 volts.

Although the diodes appear to function as an ordinary amplitude clipper, in fact they operate to clip to a clipping level and merely modify the phase of the third harmonic. Fig. 3a shows the fundamental Y and third harmonic Z which together make up curve X of Fig. 3b. Thus there is no distortion and the clipping is linear.

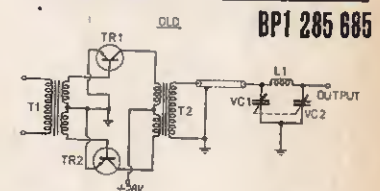


Fig. 1

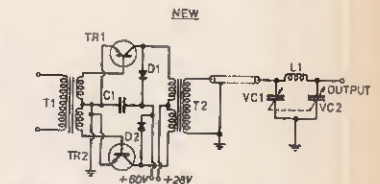


Fig. 2

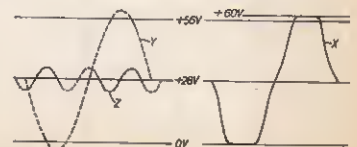


Fig. 3 (a) (b)

CRESCENT RADIO LTD

11 & 40 MAYES ROAD, LONDON N22 6TL 888 3206

MAIL ORDER
DEPT.
No. 11
MAYES RD.
LONDON
N22
6TL

**COMPONENTS AND HI FI
FOR THE HOME CONSTRUCTOR**

OUR SHOPS ARE OPEN ALL DAY
FROM 9 A.M. TO 6 P.M. 6.30 P.M. ON FRIDAY
(WE CLOSE ALL DAY THURSDAY)

13 SOUTH MALL, EDMONTON, N.9 803 1685

"CRESCENT" BUBBLE LIGHT SHOW

A new and exciting feature for the professional disc jockey or to give the private party an electric atmosphere, a projected kaleidoscope of colour makes the music you produce more interesting and will appeal to the visual as well as the audio senses.

This budget system compares very favourably with the more sophisticated and much higher priced models.

Specification—Projector: 160W, convection cooled, at 30ft the projected image = 16ft; Motor: 1 rev per 2 min. Liquid Wheel: 6in diameter multicolour. The Motor is fitted to the Projector and can only be purchased as a single unit. The Liquid Wheel, however, is our very popular standard model & may be purchased separately. A bargain—Projector with Motor ready for instant use, £15; 6in Liquid Wheel, £5—£20 + 75p carr.

TRI-VOLT BATTERY ELIMINATOR

Enables you to work your Transistor Radio, Amplifier or Cassette, etc., from the a.c. mains through this compact Eliminator. Just by moving a plug you can select the voltage you require, 5, 7½ or 9 volt. This means all your transistor power pack applications can be handled by this one unit. Approx. size 2½in x 2½in x 3½in. Our Price £2.75 plus 10p P. & P. Same model suitably wired for the Philips Cassette £3 plus 10p P. & P.

TRI-VOLT CAR SUPPLY

Enables you to work your Transistor Radio, Amplifier or Cassette, etc. from the 12 volt car supply. Positive or negative earth. Approx. size = 2in x 3½in x 1½in. This converter supplies 6, 7½ or 9 volts and is transistor regulated. A real money saving device for £2.50 plus 10p P. & P.

MINI LOUSPEAKERS

2½in 8 ohm, 50p; 2½in 80 ohm, 50p; 2½in 40 ohm, 50p. Please include 6p P. & P. on each L.S.

DIGITAL CLOCK KIT

24-hr. Nixie dig. clock kit. We supply: a complete set of components; a complete set of easy to follow instructions; printed circuits made to match construction as simple as possible; a cabinet and front panel to give a professional finish. All for the price of the components. £29.50 + 50p P. & P. Please send S.A.E. if you require more information.

V.A.T. From 1st April, 1973, will you please include on your Total (Goods plus Postage and Packing) Value Added Tax at the Standard Rated Rate.

900/250V MAINS RELAY
Heavy duty contacts. 2,500G coil. All new abandoned D.P.E.D.T. mains relays 50p + V.A.T. Carr. Free. Special quantity price: £40 per 100 relays.

ADD LUXURY TO YOUR CAR WITH A MOTOR DRIVER CAR AERIAL

Spec.: 5 Section Extended Length 100cm Length under Fender 40cm Cable Length 120cm Supplied complete with Fixing Bracket and Control Switch, £6.75 P. & P.

ALD5 WATT AUDIO AMPLIFIER

A low cost high quality 5 watt audio amplifier designed for use in stereo systems, record players and other audio equipment. Supply Voltage = 9 to 30 volts. Frequency = 50 to 25 kHz. Overall Size = 3in x 2½in x 1½in approx. Full technical data and diagrams with each module. All guaranteed and a bargain at £2.68 plus 5p P. & P.

MAINS TRANSFORMER

Fused Primary 240V. Secondary 220V @ 50mA. 0.3V @ 1A. This transformer is made to a very high standard and in a small size: 2in x 2½in x 2½in. 68p plus 15p P. & P.

EMI LOUSPEAKER 450

10W 13in x 8in ± two 2½in tweeters and cross-over. All wired and ready for use. This ever-popular 450 in 8-8-15 ohm imp. £3.75 plus 88p P. & P. each.

7in x 4in LOUSPEAKER

A top quality speaker ideal where small size is important. Manufactured by E.M.I. for a well-known hi-fi set maker. Size: 7in x 4in. Impedance: 8 ohms, Flux: 38,000. Max. Free range: 90Hz to 12kHz. Power handling: 5W. Unbeatable. Price: £1.60. Free postage on this item.

CRESCENT CASSETTES

Top quality cassettes at unbeatable prices (complete with standard storage case): C30 29p, C90 38p, C120 48p plus 5p P. & P.

PSYCHEDELIC LIGHT CONTROL UNIT

Three Channel: Bass—Middle—Treble. Each channel has its own sensitivity control. Just connect the input of this unit to the loudspeaker terminals of an amplifier, and connect three 250V up to 500W lamps to the output terminals of the unit, and you produce a fascinating sound-light display. (All guaranteed) £18.50 plus 88p P. & P.

If you require more information please send S.A.E.

"CRESCENT" 100 WATT R.M.S. ALL PURPOSE AMPLIFIER U.BUILD.IT


We supply the three modules for you to build this Disco-Group-P.A. amplifier into the cabinet of your choice.

★ THE POWER AMP MODULE TP100W 170W r.m.s. sq. wave 300W instantaneous peak into 8 ohm (60W into 16 ohm). £14.98 carr. 45p

★ THE PRE-AMP MODULE Four control pre-amp, Vol, Bass, Treble, Middle controls. Designed to drive most amplifiers using F.E.T. first stage. £3.96 carr. 25p

★ THE POWER SUPPLY MODULE PS100 Is supplied complete with the mains transformer. £9.86 carr. 50p Complete fixing instructions are supplied and no technical knowledge is required to connect the three ready wired modules. A fantastic bargain. If you purchase all three modules. £25 carr. 75p Send S.A.E. for further details on this or our ready built amplifiers.

INTER-LOCKING PLASTIC STORAGE DRAWERS



Newest, neatest system ever devised for storing small parts and components: resistors, capacitors, diodes, transistors, etc. Rigid plastic units interlock together in vertical and horizontal combinations. Transparent plastic drawers have label slots/removable space dividers. Build up any size cabinet for wall, bench or table top.

BUY AT TRADE PRICES!
SINGLE UNITS (1D) (5ins x 2½ins x 2½ins). £1.25 DOZEN.
DOUBLE UNITS (2D) (5ins x 4½ins x 2½ins). £2.10 DOZEN.
TREBLE (3D) £2.20 for 8.
DOUBLE TREBLE 2 drawers, in one outer case (6D), £3.25 for 8, EXTRA LARGE SIZE (6L) £3.10 for 8.

PLUS QUANTITY DISCOUNTS!
Orders £6 and over DEDUCT 5% in the £
Orders £10 and over DEDUCT 7½% in the £
Orders £20 and over DEDUCT 10% in the £

PACKING/POSTAGE/CARRIAGE: Add 35p to all orders under £10. Orders £10 and over, packing/postage/carriage free.

QUOTATIONS FOR LARGER QUANTITIES Please add 10% V.A.T. to total remittance

IVORYET LIMITED (Dept. PE7) 124 Cricklewood Broadway, London, N.W.2 Tel. 01-450 4844

A DEXTER DIMMASWITCH



ALLOWS COMPLETE LIGHTING CONTROL

The DEXTER DIMMASWITCH is an attractive Dimma unit which simply replaces the normal light switch. It is available as a complete "ready to install" unit or "simple to assemble" kit. Two models are available controlling up to 300W or 600W of all lights, except fluorescents, at mains 200-250V, 50Hz. All DEXTER DIMMASWITCH models have built-in radio interference suppression.

600 watt £3.52 Kit form £2.97
300 watt £2.97 Kit form £2.42

All plus 12p post and packing
Prices include VAT. Please send c.w.o. to:

DEXTER & COMPANY
1 ULVER HOUSE
19 KING STREET
CHESTER CH1 2AH
Tel: 0244-25883

AS SUPPLIED TO H.M. GOVERNMENT DEPARTMENTS, HOSPITALS, LOCAL AUTHORITIES, ETC.

RADIO AMATEUR'S HANDBOOK 1973

by THE A.R.R.L.
Price £2.95

- UNDERSTANDING ELECTRONIC CIRCUITS by Ian R. Sinclair. Price £3.65.
 - HOW TO GET THE BEST OUT OF YOUR TAPE RECORDER by P. J. Guy. Price £1.60.
 - TRANSISTORISED RADIO CONTROL FOR MODELS by D. W. Aldridge. Price £1.60.
 - HAM RADIO: A BEGINNER'S GUIDE by R. H. Warring. Price £1.70.
 - PRACTICAL RELAY CIRCUITS by F. J. Oliver. Price £3.40.
 - 110 INTEGRATED CIRCUIT PROJECTS FOR THE HOME CONSTRUCTOR by R. M. Marston. Price £1.25.
 - TRANSISTOR POCKET BOOK by R. G. Hibberd. Price £1.50.
 - RADIO HANDBOOK NEW 19th ED. by W. I. Orr. Price £7.75.
- ALL PRICES INCLUDE POSTAGE

THE MODERN BOOK CO.
BRITAIN'S LARGEST STOCKIST of British and American Technical Books
19-21 PRAED STREET
LONDON W2 1NP
Phone 01-723 4185
Closed Saturday 1 p.m.

MARKET PLACE

Items mentioned in this feature are usually available from electronic equipment and component retailers advertising in this magazine. However, where a full address is given, enquiries and orders should then be made direct to the firm concerned.

SLIDE RULE CALCULATOR

Electronic calculators of the pocket variety fall generally into two types. The first is the fairly simple device the operation of which is limited to the more normal mathematical operations, and the price of which is steadily falling to around the £40 mark.

The alternative and much more sophisticated device is capable of carrying out complex maths functions such as rooting or calculating to specific laws. Currently there are only one or two of these latter and their price tends to rest in the £200 region.

Predictably, just as the cost of the smaller version has dropped swiftly over the last two years, the more complex device is now showing reduction tendencies.

Thus **Texas Instruments** have just announced a pocket "slide-rule" type of instrument capable of calculating reciprocals, squares and roots, true credit balance and all the more usual functions.

It will also convert an arithmetic entry to scientific notation when the entry exceeds eight digits.

Capable of handling positive and negative numbers over a 200 decade range, the SR-10 is selling at £87.50.

DIGITAL MULTIMETER

Another contender in the low cost digital multimeter field has just been announced by **Advance**. Called the Alpha, it will retail at £55, a price which makes it a real challenge to the analogue meter as well as other digital multimeters.

The Alpha features a total of 24 ranges enabling it to measure d.c. voltages from 1mV to 1kV, a.c. voltages from 1mV to 500V, d.c. and a.c. current from 0.1µV to 1A and resistance from 0.1Ω to 10MΩ. The reading is given on a three digit l.e.d. display which can be adjusted in brightness to conserve power. Accuracy is claimed to be 0.2% ±1 digit on the 1V d.c. range and 0.5% ±1 digit on other d.c. voltage ranges. Input impedance is a high 10MΩ and the instrument can stand overloads of 350V on the 1V range and 1kV on other voltage ranges.

The unit consumes 90mW to 400mW dependent on the setting of the brightness control. It is normally supplied by a 9V dry battery which will last several months in normal use. There is also an optional mains unit at £7 extra and a rechargeable battery unit at £17 extra.

The circuit uses a simple single ramp analogue-to-digital conversion system and all the digital circuitry is contained in a single m.o.s. l.s.i. integrated circuit, custom-designed by **Advance**.

The unit is available direct from the maker, **Advance Electronics Ltd.**, Raynham Road, Bishop's Stortford, Hertfordshire.

WORKSHOP

Several items for the workshop seem to be worth further consideration this month.

For the work bench there's a new adjustable vice from **W. Greenwood Electronic**. Called the Oryx, the vice is ideal for holding circuit boards during soldering.

The vice has a rotating base which is also part of a steel ball joint in the bench clamp. This arrangement allows the user to position his workpiece in practically any position and the fibre faced jaws of the vice will hold delicate components without damage.

Addresses of nearest stockists and price list can be obtained from **W. Greenwood Electronic Ltd.**, 21, Germain Street, Chesham, Bucks.

With the decrease in size of components, tool manufacturers have had to scale down a great number of their tools to meet the demands of handling these components. With this problem in mind **Tele-Productions** are now marketing a range of Swedish **Stirex** hand tools.


Available as side cutters, pliers and scissors the tools have been designed for close work and the complete tools measure a maximum length of only 175mm, including handle. A feature of the tools are plastics spring-loaded handles which are available in varying colours. This enables particular tools to be colour coded for easy identification.

Full details of tools available and price lists can be obtained from **Tele-Production Tools**, 28-B, Hamlet Court Road, Westcliff-on-Sea, Essex.

One of the more unusual items is a set of multi-blade screwdriver packs from **F. Parramore and Sons (1924) Ltd.** For electrical requirements the Multi-3 pack comprising wallet, chuck and three blades is recommended. For general purpose use the Multi-5 pack should be able to tackle most jobs.

Complete with a robust 4-jaw chuck handle the cruciform interchangeable blades are suitable for slotted, Pozidriv and Phillips screws.

One of the reasons for the shape of the blade is that when dealing



Oryx adjustable vice from W. Greenwood Electronic

with over tight screws extra torque can be applied to the blade with a spanner or a special ratchet, available as an extra.

The price of the Multi packs vary from approximately £2.25 to £3.55 and addresses of nearest stockists can be obtained from **F. Parramore & Sons (1924) Ltd.**, Caledonian Works, Chapelton, Sheffield.

Finally, to help keep the workshop tools tidy readers may be interested in a new range of "Clipco" nylon general purpose clips from **Herbert Terry & Son Ltd.**

Ideal for holding all kinds of tools, the Clipco is made from unbreakable nylon and having a special toothed stem the clips can be easily fixed (no screws or screwing being required) to walls, tiles, wood and pegboard.

Available from most hardware and do-it-yourself stores the clips are sold in packets containing 8, 9 or 10 clips, dependent on size required, and retail at 21p to 23p per pack. The clips can also be purchased in bulk quantity at £2.18 per 100 direct from **Herbert Terry & Son Ltd.**, Redditch, Worcs.



Parramore Paramo screwdriver packs Alpha digital multimeter from Advance



Readout —

A SELECTION FROM OUR POSTBAG

Correspondents wishing to have a reply must enclose a stamped addressed envelope. We regret we are unable to guarantee a reply on matters not relating to articles published in the magazine. Technical queries cannot be dealt with on the telephone.

Linear or Log Law

Sir—I would like to congratulate your author on the P.E. Sound Synthesiser, on the obviously very impressive results obtained. However, if I might add a few criticisms, I feel that they could prove helpful to your readers, and even Mr Shaw himself. These points are based on a few years' experience in the field of voltage-controlled Synthesiser circuits, and on the successful marketing of such circuits and complete Synthesisers which I have designed.

Firstly, the use of integrated circuits for some applications can be very satisfactory. However, one must remember that one often has to use the most suitable i.c., which is not always (in fact is rarely) exactly made for the job. As a result, one ends up putting the makers' recommended current through the device, say 5 to 10mA, when if one designed a circuit from discrete components one would often find that a few micro-amps is all that is needed for the same job! This means that you can under-run the components at a tiny fraction of the makers' recommended current . . . the life expectancy is thus made infinitely greater.

Secondly, use of most i.c.s involves dual-rail power supply, and also adds dramatically to the overall costs, as i.c.s are going up in price (the Dewtron modules cost, using discrete components, would still be less than £200 for more versatile design than that published, incidentally).

Thirdly, and alas, I feel more importantly, the decision to abandon the use of the proper log-law for the Voltage Controlled Oscillator design. This is really naughty, as it means:

1. No chording facility.
2. No variable keyboard pitch, which is essential if you want the range of use one expects from a synthesiser.
3. Difficulties in tuning the tuning ladder—each note must have its own preset, the adjustment of which will vary vastly from one end of the ladder to the other.
4. Poor frequency stability, because, should voltage or resistance wander, the drift will be concentrated more to one end of the keyboard than the other, due to the non-linearity (or non-log'arity) of the tuning network, whereas, if logarithmic tuning

voltage law were used, the variation would be distributed evenly over the whole keyboard, so making it less noticeable, in terms of pitch.

5. Uneven swing in pitch control when driven by a slow-oscillator, unless special (and difficult) compensation is deliberately introduced into the output of the slow oscillator. Imagine a siren that starts climbing in pitch rapidly and then slows down to a slow whine when it reaches the higher frequencies.

Admittedly, the building of a stable, accurate law circuit is difficult, if the effects of temperature are to be minimised, and the circuit shown in the first article is very prone to temperature drift, as matched transistors from a thermal standpoint are virtually impossible to select due to the cycling time involved. None-the-less, circuits are possible (a special unique one is used in the Dewtron-2 module), which will not change even if a hot soldering iron is applied to them! Admittedly, the one in question did take years to perfect, and perhaps Mr Shaw did not have this sort of time at his disposal.

It would be interesting to learn if other readers have further ideas on the above or other points arising from the P.E. Synthesiser design.

B. H. Baily,
Dewtron Design Engineering

Computer Club

Sir—You and your readers may be interested to hear that following my letter in P.E. last year an Amateur Computer Club has been formed.

The club is for those interested in the construction, design or programming of computers as a hobby. At present the main activity of the club is the production of a newsletter which acts as a databus to distribute information on hardware and software techniques of interest to the members.

Any one in joining the club may receive further details from me (SAE appreciated).

M. Lord,
7 Dordells,
Basildon,
Essex

BACK NUMBERS WANTED

Anyone who can supply the undermentioned are asked to communicate directly with the reader.

May-June 1971

Mr. A. V. Barker, 35, Broadwalk, Westoughton, Nr. Bolton, BLS 2AA.

August 1967

Mr. M. W. Finmore, 63, Anchorway Road, Green Lane, Coventry, CV3 6JL.

January 1968

Mr. R. Mason, 5 Hope Knows, Earliston, Berwickshire.

November-December 1971

Mr. K. S. Rehall, 18, Carey Park, Rednick Lane, Truro, Cornwall.

February 1972

Mr. P. E. North, 33, Windsor Road, Lowestoft, Suffolk.

December 1971, January 1972

Mr. V. G. Dennison, 24, Ledbury Street, Aspley, Brisbane, Australia, 4034.

November 1963, July 1972

Mr. C. H. M. Limb, 68, Westminster Way, North Hinxsey, Oxford.

November-December 1971

Mr. D. Griffiths, Deconshire Hall, Cumberland Road, Leeds, LS6 2EQ.

July 1972

Mr. I. Wilson, 8, Cowlarns Road, Barrow-in-Furness, Lancashire.

November-December 1971

Mr. R. A. Eastman, 3, Brookfield Road, Fair Oak, Eastleigh, Hants, S15 7EX.

April 1971

Mr. D. Wood, 52, Egerton Road, Streetly, Sutton Coldfield, Warks.

February 1967

Mr. C. Calvert, 34, Renwick Road, Blyth, Northumberland.

August 1970

Mr. Y. Barclay, Allan Glen's School, 190, Cathedral Street, Glasgow, C4.

November-December 1968

Mr. B. Russell, 14, Norwood Road, Skegness, Lincs.

January to March 1972

Mr. P. Daswani, 276, Satara Road, Poona-1, India.

February 1969

Mr. P. Couzens, 30, Napier Road, Wembley, Middlesex, HAD 4VA.

February 1972

Mr. S. Clements, 17, Sempie Street, Hamilton, Lanarks, ML3 9JL.

September to November 1971

Mr. N. Simmons, 116, Killyglen Road, Larne, Co. Antrim, N. Ireland.

November 1970 to March 1971

Mr. A. Bray, 106, Villiers Street, Stoke, Coventry, CV2 4HL.

Any Copies before April 1971, February to May 1972 and August to October 1972.

Mr. F. Murphy, 10, Upton Court, Upton, Wirral, Cheshire, L49 6LS.

VARIABLE VOLTAGE TRANSFORMERS

INPUT 230/240V a.c. 50/60 OUTPUT VARIABLE 0-260V

All Types from 1/2 to 50 amp from stock.

SHROUDED TYPE

1 amp, £7-70
2.5 amp, £8-86
5 amp, £12-93
10 amp, £24-75
15 amp, £27-50

20 amp, £53-90
25 amp, £63-80
37.5 amp, £90-20
50 amp, £107-80

2.5 amp
OPEN TYPE

(Panel Mounting) 1/2 amp, £5-23.
1 amp, £7-70. 2 1/2 amp, £8-86. All carriage paid.

2.5 amp

L.T. TRANSFORMERS

| All primaries 220-240V | Type No. | Sec. Taps | Price |
|------------------------|-----------------------|-----------|-------|
| 1 | 30, 32, 34, 36V at 5A | | £5-93 |
| 2 | 30, 40, 50V at 5A | | £7-93 |
| 3 | 10, 17, 18V at 10A | | £5-83 |
| 4 | 12V at 20A | | £7-62 |
| 5 | 17, 18, 20V at 20A | | £8-56 |
| 6 | 6, 12, 20V at 20A | | £8-12 |
| 7 | 24A at 10A | | £6-14 |
| 8 | 4, 6, 24, 32V at 12A | | £8-42 |
| 9 | 6 and 12V at 10A | | £4-51 |

12 VOLT D.C. MOTOR

Powerful 1 amp. REVERSIBLE motor. Speed 3,750 r.p.m. complete with external gear train (removable) giving approx. final speed of either 125 r.p.m. or 240 r.p.m. Sizes: 4 1/2 in x 2 1/2 in dia. Either type price £1-05.

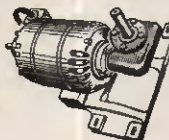


REVERSIBLE SPLIT PHASE MOTOR

250 r.p.m., 100-115/210-240V A.C., 2in. x 1in. ideal for rim-drive models, display, etc. Extremely powerful for size (including small capacitor). 83p.

PARVALUX TYPE SD19 230/250 VOLT A.C. REVERSIBLE GEARED MOTORS

30 r.p.m., 40 lb. ins. Position of drive spindle adjustable to 3 different angles. Mounted on substantial cast aluminium base. Ex-equipment. Tested and in first-class running order. A really powerful motor offered at a fraction of makers' price. £7-48.



PARVALUX TYPE SD2. 200/250 VOLT A.C./D.C. HIGH SPEED MOTOR

Speed 9,000 r.p.m. approx. or 3,200 r.p.m. if used with built-in governor, or variable speed over a wide range if used in conjunction with our Dimmer Switch, illustrated below. PRICE £2-20.



600 WATT DIMMER SWITCH.

Easily fitted. Fully guaranteed by makers. Will control up to 600W of all lights except fluorescent at mains voltage. Complete with simple instructions. £3-30.

240V A.C. SOLENOID FLUID VALVE

Will handle liquids or gases up to 7 p.s.i. Forged brass body, stainless steel core and spring. 1/2 in b.s.p. inlet/outlet. Precision made, British mfg. PRICE: £2-15. Special quotation for quantity. (New in makers' carton)



24-HOUR TIMER

Can be adjusted to give a switching delay of between 2 hrs. to 24 hrs. Driven by 200/250V A.C. synchronous motor. 15 amp c/o contacts. Mig. Crater Controls Ltd. Supplied with scale calibrated 0-10 (2 hrs. per division). Brand New. £2-20.



HONEYWELL PROGRAMME TIMERS

240V. A.C. 5 r.p.m. motor. Each cam operating a c/o micro switch. Cams are individually variable, allowing innumerable combinations. Ideally suited for machinery control, automation, etc. Also in the field of entertainment, for chaser lights, animated displays, etc. 15 cam model £6-60. 10 cam model £5-50.



SIMPLE 12 CAM PROGRAMMER 240V A.C. 15 RPM MOTOR with 4 adjustable cams and 8 that may be profiled to individual requirements, £4-12.

36V 30 AMP. A.C. or D.C.

VARIABLE L.T. SUPPLY UNIT

INPUT 220/240V a.c. OUTPUT CONTINUOUSLY VARIABLE 0-36V

Fully isolated. Fitted in robust metal case with Voltmeter, Ammeter Panel Indicator and handles. Input and output fully fused. Ideally suited for Lab. or industrial use. £77.



MOTOROLA MAC III/6 PLASTIC TRIAC 400 PIV. 10 AMP

Now available **EX STOCK**. Supplied with full data Suitable DIAC 20p each.

STROBE! STROBE! STROBE!

Build a Strobe Unit, using the latest type Xenon white light flash tube. Solid state timing and triggering circuit. 230/250V a.c. operation.

EXPERIMENTERS' ECONOMY KIT Speed adjustable 1 to 30 flash per sec. All electronic components including Xenon Tube and instructions £7-20.

NEW INDUSTRIAL KIT Ideally suitable for schools, laboratories, etc. Speed adjustable 1-80 f.p.s.

Approx. 1/2 output of Hy-Light. Price £12-10.

HY-LIGHT STROBE MK III

For use in large rooms, halls and utilises a silica tube, printed circuit. Speed adjustable 0-20 f.p.s. Light output greater than many (so called 4 Joule) strobes. £13-75.

THE 'SUPER' HY-LIGHT KIT

Approx. four times the light output of our well proven Hy-Light strobe.

● Variable speed from 1-3 flash per sec.
● Reactor control circuit producing an intense white light. ONLY £22-83.

ROBUST, FULLY VENTILATED METAL CASE. For Hy-Light Kit including reflector £4-90. Super Hy-Light Kit including reflector £8-20.

7-inch **POLISHED REFLECTOR** Ideally suited for above Strobe kits. Price 73p.



ELECTRONIC ORGAN KIT

Easy to build. Solid State. Two full octaves (less sharps and flats). Fitted hardwood case. Powered by two penlite 1 1/2V batteries. Complete set of parts including speaker, etc. together with full instructions and 10 tunes! Price £3-50.

RAINBOW STROBE FOUR LIGHT CONTROL MODULE

Will operate four of our Hy-Light or Super Hy-Light Strobes in either 1, 2, 3, 4 sequence; 2+2; or all together. Thoroughly tested and reliable. Complete with full connection instructions. Price: £20-63. Send S.A.E. for details.

COLOUR WHEEL PROJECTOR

Complete with oil-filled colour wheel. 100 watt lamp. 200/240V A.C. Features extremely efficient optical system. £20-74.



6 INCH COLOUR WHEEL

As used for Disco lighting effects, etc. Price £5-72.

BIG BLACK LIGHT

400Watt. Mercury vapour ultra violet lamp. Powerful source of u.v. Innumerable industrial applications also ideal for stage, display, discos, etc. P.F. ballast is essential with these bulbs. Price of matched ballast and bulb £18-15.



Spare bulb £8-03.

BLACK LIGHT FLUORESCENT U.V. TUBES

4ft. 40 watt. Price £6-38. (For use in standard bi-pin fluorescent fittings). MINI 9 in. 6 watt black light U.V. tube. £1-60. Complete ballast unit and holders for 9 in. tube. £2-04.

FOOT SWITCH

Suitable for Motors, Drills, Sewing Machines, etc., etc. 5 amp. 250 volt. Price £1.



ALL PRICES INCLUDE V.A.T. POSTAGE AND PACKING
Overseas orders ask for quote

Superior Quality Precision Made NEW POWER RHEOSTATS



New ceramic construction, vitreous enamel embedded winding, heavy duty brush assembly, continuously rated.

25 WATT 10/25/50/100/250/500/1k/1.5k ohm £1-10.
50 WATT 1/5/10/25/50/100/250/500/1k/1.5k/2.5k/5k ohm £1-54.
100 WATT 1/5/10/25/50/100/250/500/1k/1.5k/2.5k/3.5k ohm £2-20.
Black Silver Skirted knob calibrated in Nos. 1-9. 1 1/2 in. dia. brass bush. Ideal for above Rheostats. 20p each.

RELAYS SIEMENS, PLESSEY, Etc. MINIATURE RELAYS

| Col. (1) | 2 | 3 | 4 | |
|--------------------|-------|--------|----------|------|
| Col. (1) Coil ohms | | | | |
| Col. (2) | 52 | 4-6 | 6M | 70p* |
| Working d.c. volts | 52 | 4-6 | 4 c/o | 90p* |
| | 185 | 6-12 | 4 c/o | 70p* |
| | 410 | 10-18 | 4 c/o | 80p* |
| Col. 3 Contracts | 600 | 12-24 | 4 c/o | 80p* |
| | 600 | 9-18 | 2 c/o | 70p* |
| Col. (4) Price | 700 | 16-24 | 4M 2B | 90p* |
| | 700 | 16-24 | 4 c/o | 90p* |
| | 700 | 15-35 | 2 c/o HD | 80p* |
| HD = Heavy duty | 700 | 16-24 | 6M | 70p* |
| | 700 | 6-12 | 1 c/o HD | 60p* |
| | 700 | 20-30 | 6 c/o | 80p* |
| | 1,250 | 24-36 | 4 c/o | 70p* |
| *Incl. Base | 2,500 | 36-45 | 6M | 70p* |
| All prices | 2,400 | 30-48 | 4 c/o | 60p* |
| Incl. P. & P. | 9,000 | 40-70 | 2 c/o | 60p* |
| | 15k | 85-110 | 6M | 60p* |

12 VOLT D.C. RELAY 140 ohm coil

Type 1: Three sets c/o contacts rated at 5 amps. 88p (Similar to illustration below.)
Type 2: 4-6 volt, 3 c/o HD, 67 ohm coil. 88p.

SPECIAL OFFER
700 ohm 4 c/o. Ex. new equipment. £55 per 100 incl. bases (minimum 100).

230 VOLT A.C. 'DIAMOND H' RELAYS (Unused)
Three sets c/o contacts rated at 5 amps. Price: 66p. (100 lots) £44.
24 volt A.C. 3 c/o 66p.



MINIATURE LATCHING RELAY
Manufactured by Clare-Elliott Ltd. Type F. 2 c/o permanent latching in either direction. Coil 1150 ohm, 15-30 Volt D.C. Size 7/8" high, 3/4" wide, 3/8" thick. Complete with 3' leads. New 80p.

BLOWER UNIT

200-240 Volt A.C. Precision German built. Dynamically balanced, quiet, continuously rated, reversible motor. Consumption 60mA. Size 120 mm. dia. x 60 mm. deep. Price £3-50.



UNISELECTOR SWITCHES

NEW 4 Bank 25 Way, 24V d.c. operation. £5-74. 6 Bank 25 Way, 24V d.c. £7-43. 8 Bank 25 Way, 24V d.c. operation. £8-67.



"HONEYWELL" PUSH BUTTON, PANEL MOUNTING MICRO SWITCH ASSEMBLY

Each bank comprises a c/o rated at 10 amps 240V. A.C. Black knob 1 in. Fixing hole 1/2 in. ONE bank 33p; TWO bank 44p; THREE bank 61p. Quot. for quantity.



"HONEYWELL" LEVER OPERATED MICRO SWITCH

15 amps 250 volt A.C. c/o contacts. Types N100, N101 NEW in makers' carton. PRICE: 10 for £2-10.



Very special offer MICRO SWITCH

5 amp c/o contacts. Fitted with removable metal panel assembly. Ex. P.O. 20 for £1-10 (Min. order 20).

AMMETERS NEW! 2 1/2 in. Flush round. Available in D.C. Amps 1, 5, 15, 20 & A.C. Amps 5, 10, 15, 20, both types £41-93. 0-300V. A.C. £2-09.



INSULATION TESTERS NEW!

Test to I.E.E. Spec. Rugged metal construction, suitable for bench or field work, constant speed clutch. Size L.8in. W.4in. H.6in. weight 6lb. 1,000V, 1 megohms. £37-43. 500V, 500 megohms. £30-80.



All Mail Orders—Callers—Ample Parking
Dept. PE6, 57 BRIDGMAN ROAD
CHISWICK, LONDON W4 5BB
Phone 01-995 1560
Showroom open Mon.-Fri.

SERVICE TRADING CO.

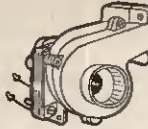
Personal callers only. Open Sat.
9 LITTLE NEWPORT STREET
LONDON WC2H 7JJ
Phone 01-437 0576



MAINS MOTOR
Precision made—as used in record decks and tape recorders—ideal also for extractor fan, blower, heater, etc. New and perfect. Snp at 79p. Postage 20p for first one then 10p for each one ordered.



CENTRIFUGAL BLOWER
Miniature mains driven blower centrifugal type blower unit by Woods. Powerful but specially built for quiet running—driven by cushioned induction motor with specially built low noise bearings. Overall size 4 1/2" x 4 1/2" x 4". When mounted by flange, air is blown into the equipment but to suck air out, mount it from centre using clamp. Ideal for cooling electrical equipment or fitting into a cooker hood, flem drying cabinet or removing flux smoke when soldering etc. etc. A real bargain at 22-05.



GOOD COMPANION I.C. VERSION
We can now offer these again in I.C. version using Ferranti Z2414 and Mullard AF Module 1172. Cabinet size approx 1 1/2" wide x 5 1/2" high x 5 1/2" deep. Complete assembly. Instruction—Excellent. Tone wood cabinet 25-75 plus 25p post and insurance.

MUSIC ON TAPE
A further buy enables us to offer these at an even lower price—namely 55p each or 5 for 22-50. Send for list of titles. We can't repeat when sold out...

BALANCED ARMATURE UNIT
500 ohm, operates as speaker or microphone, so useful in intercom or similar circuits, 87p each, 10 for 22-76.



CAR ELECTRIC PLUG
Fits in place of cigarette lighter. Useful method for making a quick connection into the car electrical system, 28p each or 10 for 22-42.

12 VOLT 1 1/2 AMP POWER PACK
This comprises double-wound 230/240V mains transformer with full wave rectifier and 2200µF smoothing. Price 22-20, plus 20p post & packing.



Heavy Duty Mains Power Pack. Output voltage adjustable from 15-40V in steps—maximum load 250W—that is from 6 amp at 40V to 15amp at 15V. This really is a high power heavy duty unit with changeover relays. Contacts rated at 15 amps. Operating coil wound for 240V A.C. Good British Make. Unused. Size approx. 1 1/2" x 1". Open construction. Single pole 22p each, 10 for 22-48. Treble pole 22p each, 10 for 22-67.

MAINS RELAY BARGAIN
Special this month are some single, double and treble pole changeover relays. Contacts rated at 15 amps. Operating coil wound for 240V A.C. Good British Make. Unused. Size approx. 1 1/2" x 1". Open construction. Single pole 22p each, 10 for 22-48. Treble pole 22p each, 10 for 22-67.

MINIATURE WAFER SWITCHES
2 pole, 2 way—4 pole, 2 way—3 pole, 3 way—4 pole, 3 way—2 pole, 4 way—3 pole, 4 way—2 pole 6 way—1 pole, 12 way. All at 22p each.

CONNECTING WIRE
7-0078 Copper conductors. 500 metre drums available in the following colours: Red/Brown, Yellow, Green/Grey, Blue/Green, Red/Orange, Green/White, Grey/White, Blue/Orange, Brown/Red, Brown/White, Red/Grey, Blue/Grey, Blue/Green. Price 22-20 per drum plus 40p. State alternative colours. *Ditto*—but with 200 metres. Price 21-22 per drum plus 20p. *Ditto*—but with 100 metres. Price 83p per drum.

DOOR SWITCH
As fitted to refrigerators, etc. Switches off as door closes. White 17p each, Black 15p each.

GOODMANS P.M. SPEAKERS
8in x 5in hi flux 15 ohm coil very suitable for use with Mullard Unilux stereo amplifier or with the EP9000 on its own. 21-65 plus 20p post each. 7in x 4in also 15 ohm and suitable for use with the EP9000—not quite such good quality of course. Price 21-05 each.

U.V. LIGHTING
Useful for flaw detection in metals and for looking for water marks, etc., also for fitting over tropical fish tanks—African violets and other indoor plants which must have U.V. for healthy growth. The outfit comprises of a 12in U.V. tube—checked—starter holder and tube ends. Price 22-20 plus 20p post.

SOIL HEATING KIT
Suitable for garden frame or propagating shelf, etc. Comprises 40W mains transformer, heating wire, connection strips and insulated wire with connection diagram. 21-65 plus 20p post.

80 WATT TUBULAR ELEMENTS
Brass encased with beaded flex ends. Standard replacements in most absorption type refrigerators but also has dozens of other uses. 22p each or 10 for 21-48.

DOUBLE ENDED MAINS MOTOR
This is a very quiet running induction motor, with two special features—one is that it has feet for easy fitting and the other is that it has a good length of spindle coming from each end. So it could drive two things at once—or with simple slide attachment could reverse direction. 55p each or 10 for 24-95.



MULLARD AUDIO AMPLIFIERS

All in module form, each ready built complete with heat sinks and connection leads, data supplied. Model 1155 500mW power output 73p. Model 1172 750mW power output 94p. Model EP9000 4 watt power output 21-60. EP9001 twin channel or stereo pre amp. 21-92. 10% discount if 10 or more ordered.



DRILL CONTROLLER NEW IKW MODEL

Electronically changes speed from approximately 10 revs. to maximum. Full power at all speeds by finger-tip control. Kit includes all parts, case, everything and full instructions. 21-62. Made up model also available. 22-75.

MAINS TRANSISTOR POWER PACK

Designed to operate transistor sets and amplifiers. Adjustable output 8v., 9v., 12 volts for up to 500mA (class B working). Takes the place of any of the following batteries: PFI, PFI3, PF4, PF6, PF7, PF9, and others. Kit comprises: mains transformer rectifier, smoothing and load resistor condensers and instructions. Real snip only 21-10.

SWITCH TRIGGER MATS

So thin is undetectable under carpet but will switch on with slightest pressure. For burglar alarms, shop doors, etc. 24in x 13in 21-54. 13in x 10in 21-10.

FP3 BATTERY CHARGER

Almost 3 times the life can be obtained from FP3 battery if you re-charge it from the mains—this ready to use charger with instructions only 22-50.



15A ELECTRICAL PROGRAMMER

Learn in your sleep! Have radio playing and kettle boiling as you awake—switch on lights to ward off intruders—have a warm house to come home to. All these and many other things you can do if you invest in an electrical programmer. Clock by famous maker with 15 amp. on/off switch. Switch-on time can be set anywhere to stay on up to 6 hours. Independent 60 minute memory jogger. A beautiful unit. Price 22-15 + 20p p. & p. or with glass front chrome bezel 22p extra.

BAKELITE INSTRUMENT CASE

Size approx. 6 1/2" x 3 1/2" x 2" deep with brass inserts in four corners and bakelite panel. This is a very strong case suitable to house instruments and special rigs, etc. Price, 50p each. Paxolin lid 11p extra.

ROCKER SWITCH

13 amp self-fixing into an oblong hole. Size approximately 1" x 2" 9p each, 10 for 81p.

THERMAL CUTOUT

A miniature device 1/2 in dia. on one screw fixing mount—can be used for motor overload protection, fire alarm, soldering iron, switch off, etc., etc. 15 amp contacts open with flame—radiant or conducted heat. 11p each or 10 for 99p.

HONEYWELL PUSH BUTTON MICRO SWITCHES

As used in some vending machines, etc. Each switch is a changeover type rated at 15A 250V a.c. Intended for panel mounting with fixing nuts and single black push knob. Single changeover switch 22p, Double switch 42p, Triple switch 51p.

KETTLE ELEMENTS

Made by the famous A.B.I. Co. Complete with washers and combined fixing ring and plug shroud. Normal 2 round pin and flat pin earth connection and overload reset push button. 2 Models—1 1/2 in (approx.) suitable for Swan and other similar models—1 1/2 in (approx.) suitable for G.E.C. Hotpoint, etc. All quick boil 2 1/2 kW elements at 240V. Price 21-28 each.

MAINS TRANSFORMER BARGAIN

Standard mains 240V input Secondary 24V 9A intermittent 5A continuous. Price 55p.

BULGIN 4 PIN PLUG AND SOCKET

Plug has shielded pin and flex entry and socket for panel mounting. 88p per pair. *Ditto*—but 9 pin, 22p per pair.

MACLAREN THERMOSTAT

Make and break 20A a.c. with the sensor probe coupled by 2 feet capillary covering range of 10-100°C—complete with large engraved control knob. Price 85p.

MIGHTY MIDGET
Probably the tiniest possible radio, as described in Practical Wireless, 4 January 73. All electronic parts 22-20 post paid.

—THIS MONTH'S SNIP—

HORSTMANN 24-HOUR TIME SWITCH

With six position programmer. When fitted to hot water systems this could programme as follows:

| Programme | Hot Water | Central Heating |
|-----------|--------------|-----------------|
| 0 | Off | Off |
| 1 | Twice daily | Off |
| 2 | All day | Off |
| 3 | Twice daily | Twice daily |
| 4 | All day | All day |
| 5 | Continuously | Continuously |

Suitable, of course, to programme other than central heating and hot water, for instance, programme upstairs and downstairs electric heating or heating and cooling or taped music and radio. In fact there is no limit to the versatility of this Programmer. Mains operated—Size: 3in x 3in x 2in deep. Price 22-25 each. As illustrated but less—32p.

PORTABLE ELECTRIC DRILL

Superior quality made by a famous Dutch Toolmaker. Model No. ASM830. 300W—2 speed 2,200/3,000. With pin chuck and chuck key, also separate side handle and hammer facility for dealing with concrete, etc. An equivalent British made drill would cost 215. 210-90—similar model but without the hammer attachment 22-76. Have either model on approval for 7 days.

DISTRIBUTION PANELS

Just what you need for work bench or lab. 4 x 13 amp sockets in metal box to take standard 13 amp fused plugs and on/off switch with neon warning light. Supplied complete with 7 feet of heavy cable. Wired up ready to work, 22-20 plus 20p post and insurance.

CAPACITOR DISCHARGE CAR IGNITION

This system which has proved to be amazingly efficient and reliable was first described in the *Wireless World* about a year ago. We can supply kit of parts for an improved and even more efficient version (*Practical Wireless*, June). Price 22-65 plus 20p post. When ordering please state whether for positive or negative systems. De-luxe model including printed circuit board, etc. 27-45.

24-HOUR TIME SWITCH

Made by Smiths, these are A.C. mains operated, NOT CLOCKWORK. Ideal for mounting on rack or shelf or can be built into box with 13A socket. Two completely adjustable time periods per 24 hours, 5A changeover contacts will switch circuit on or off during these periods. 22-76 post and ins. 25p. Additional time contacts 55p pair.

THYRISTOR LIGHT DIMMER

For any lamp up to 1kw. Mounted on switch plate to fit in place of standard switch. Virtually no radio interference. Price 22-95, plus 20p post and insurance. Industrial model 2A 22-80.

BATTERY CONDITION TESTER

Made by Mallory but suitable for all batteries made by Ever Ready and others, most of which are zinc carbon types but also mercury, manganese—nickel—silver oxide and alkaline batteries may be tested. The tester puts a dummy load on the battery and the meter scale indicates the condition depending upon which section the pointer rests. The section reads "replace", "weak" or "good". The tester is complete in its case, size 3 1/2" x 6 1/2" x 2" with leads and prods. Price 22-48 plus 20p postage.

SPIT MOTOR

200-250V Induction Motor, driving a Carter gear box with 1 1/2" of output drive shaft running at 15 revs per minute. Intended for roasting chickens also suitable for driving models—windmills, coloured disc lighting effect, etc. etc. 22-04 plus 20p post and insurance.

Where postage is not stated then orders over 25 are post free. Below 25 add 20p. Semi-conductors add 5p post. Over 100 post free. S.A.E. with enquiries please.

J. BULL (ELECTRICAL) LTD.
(Dept. P.E.), 7 Park Street, Croydon CRO 1YD
Callers to 102/3 Tamworth Road, Croydon

Sinclair Project 60

Now—the Z.50 Mk.2


with built-in automatic transient overload protection

When originally introduced, the Sinclair Z.50 proved how it was possible to design and produce a popularly priced modular power amplifier having characteristics to challenge the world's costliest amplifiers. Many thousands of Z.50's are now giving excellent service day in, day out. But we have also learned that constructors do not always use their Z.50's ideally. That is why we have introduced modifications whereby risk of damage through mis-use is greatly reduced and performance further enhanced. The Z.50 Mk.2 has improved thermal stability, more accurately regulated D.C. limiting to ensure more symmetrical output voltage swing and clipping and still less distortion at lower power. Z.50 Mk.2 is compatible with all other Project 60 modules, and may be incorporated to advantage in existing systems. Eleven silicon epitaxial planar transistors are now used, two more than in the original Z.50; circuitry has been re-designed, making this versatile high performance amplifier better than ever.



with free manual
£5.48

Z.30 the power amplifier for quality and economy

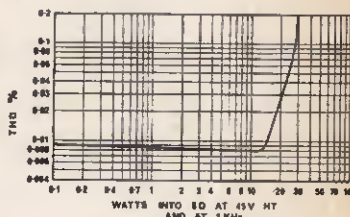


with free manual
£4.48

The Z.30 provides excellent facilities for the constructor requiring a high fidelity audio system of less power than that available from Z.50's. Using a power supply of 35 volts, Z.30 will deliver 15 watts RMS into 8 ohms, or 20 watts RMS into 3 ohms using 30 volts. Total harmonic distortion is a fantastically low 0.02% at 15 watts into 8 ohms with signal to noise ratio better than 70 dB unweighted. Input sensitivity 250mV into 100K ohms. Size 80 x 57 x 13 mm (3 1/4 x 2 1/4 x 1/2). Z.30, Z.50 and Z.50 MK.2 modules are compatible and interchangeable.

Brilliant new technical specifications

Input impedance 100 K Ω
 Input (for 30w into 8 Ω) 400mV
 Signal to noise ratio, referred to full o/p at 30v HT 80dB or better
 Distortion 0.02% up to 20W at 8 Ω . See curve
 Frequency response 10Hz to more than 200 KHz \pm 1dB
 Max. supply voltage 45v (4 Ω to 8 Ω speakers) (50v 15 Ω speakers only)
 Min. supply voltage 9v
 Load impedance — minimum: 4 Ω at 45v HT
 Load impedance — maximum: safe on open circuit



Typical Project 60 applications

| System | The Units to use | together with | Units cost |
|--|---|--|------------|
| Simple battery record player | Z.30 | Crystal P.U., 12V battery volume control, etc. | £4.48 |
| Mains powered record player | Z.30, PZ.5 | Crystal or ceramic P.U. volume control, etc. | £9.45 |
| 12W. RMS continuous sine wave stereo amp. for average needs | 2 x Z.30s, Stereo 60; PZ.5 | Crystal, ceramic or mag. P.U., F.M. Tuner, etc. | £23.90 |
| 25W. RMS continuous sine wave stereo amp. using low efficiency (high performance) speakers | 2 x Z.30s, Stereo 60; PZ.6 | High quality ceramic or magnetic P.U., F.M. Tuner, Tape Deck, etc. | £26.90 |
| 80W. (3 ohms) RMS continuous sine wave de luxe stereo amplifier. (60W. RMS into 8 ohms) | 2 x Z.50s, Stereo 60; PZ.8, mains transformer | As above | £34.88 |
| Indoor P.A. | Z.50, PZ.8, mains transformer | Mic., guitar, speakers, etc., controls | £19.43 |

F.M. Stereo Tuner (£25) & A.F.U. (£6.98) may be added as required.

Guarantee

If, within 3 months of purchasing any product direct from Sinclair Radionics Ltd., you are dissatisfied with it, your money will be refunded at once. Many Sinclair appointed Stockists also offer this same guarantee in co-operation with Sinclair Radionics Ltd.
 Each Project 60 module is tested before leaving our factory and is guaranteed to work perfectly. Should any defect arise in normal use, we will service it at once and without any charge to you, if it is returned within two years from the date of purchase. Outside this period of guarantee a small charge (typically £1.00) will be made. No charge is made for postage by surface mail. Air Mail is charged at cost.

sinclair

Sinclair Radionics Ltd., R.O. London Rd., St. Ives, Huntingdonshire PE17 4HJ (Phone: St. Ives 64311). Regd. Bus. No. England 699483.

the world's most advanced high fidelity modules

Stereo 60 Pre-amp/control unit



Designed specifically for use on Project 60 systems, the Stereo 60 is equally suitable for use with any high quality power amplifier. Since silicon epitaxial planar transistors are used throughout, a really high signal-to-noise ratio and excellent tracking between channels is achieved. Input selection is by means of press buttons, with accurate equalisation on all input channels. The Stereo 60 is particularly easy to mount.

SPECIFICATIONS—Input sensitivities: Radio — up to 3mV, Mag. p.u. 3mV; correct to R.I.A.A. curve ± 1 dB -20 to 25,000 Hz, Ceramic p.u. — up to 3mV; Aux — up to 3mV. **Output:** 250mV. **Signal to noise ratio:** better than 70dB. **Channel matching:** within 1dB. **Tone controls:** TREBLE+12 to -12dB at 10KHz; BASS +12 to -12dB at 100Hz. **Front panel:** brushed aluminium with black knobs and controls. **Size:** 66 x 40 x 207mm.

Built, tested and guaranteed. **£9.98**

Project 60 Stereo F.M. Tuner




The phase lock loop principle was used for receiving signals from space craft because of its vastly improved signal to noise ratio. Now, Sinclair have applied the principle to an F.M. tuner with fantastically good results. Other advanced features include varicap diode tuning, printed circuit coils, an I.C. in the specially designed stereo decoder and switchable squelch circuit for silent tuning between stations. In terms of high fidelity this tuner has a lower level of distortion than any other tuner we know. Stereo broadcasts are received automatically, a panel indicator lighting up as the stereo signal is tuned in. This tuner can also be used to advantage with most other high fidelity systems.

SPECIFICATIONS—Number of transistors: 16 plus 20 in I.C. **Tuning range:** 87.5 to 108MHz. **Sensitivity:** 7 μ V for lock-in over full deviation. **Squelch level:** Typically 20 μ V. **Signal to noise ratio:** > 65dB. **Audio frequency response:** 10Hz — 15KHz (± 1 dB). **Total harmonic distortion:** 0.15% for 30% modulation. **Stereo decoder operating level:** 2 μ V. **Cross talk:** 40dB. **Output voltage:** 2 x 150mV R.M.S. maximum. **Operating voltage:** 25—30VDC. **Indicators:** Stereo on; tuning. **Size:** 93 x 40 x 207mm.

Built and tested. Post free. **£25**

Power Supply Units The new PZ.8 Mk.3



The most reliable power supply unit ever made available to constructors. Brilliant circuitry makes failure from over load and even direct shorting of the output impossible. This is due to an ingenious re-entrant current limiting principle which, as far as we know has never before been available in any comparable unit outside the most expensive laboratory equipment. Ripple and residual noise have been reduced to the point of almost total elimination. This is, of course, the perfect unit for Project 60 assemblies, particularly where the new Z.50 MK.2 amplifiers are used. Nominal working voltage—45.

PZ.8 Mk.3—£7.98

(Mains transformer, if required) £5.98

PZ.5 30v. un stabilised

(not suitable for Project 60 tuner) £4.98

PZ.6 35v. stabilised

(not suitable for IC. 12) £7.98

Project 605



the easy way to
buy and build
Project 60
without
soldering

Project 605 in one pack contains: one PZ.5, two Z.30's, one Stereo 60 and one Masterlink, which has input sockets and output components grouped on a single module and all necessary leads cut to length and fitted with clips to plug straight on to the modules thus eliminating all soldering.

Complete with comprehensive manual, post free
All you need for a superb 30 watt high fidelity stereo amplifier

£29.95

Order form

Please send

I enclose cash/cheque/money order.

Name _____


Address _____

PE/7/73

SINCLAIR RADIONICS LTD., LONDON ROAD
ST. IVES, HUNTINGDONSHIRE PE17 4HJ

sinclair

Super IC.12 Integrated circuit high fidelity amplifier



Having introduced Integrated Circuits to hi-fi constructors with the IC.10, the first time an IC had ever been made available for such purposes, we have followed it with an even more efficient version, the Super IC.12, a most exciting advance over our original unit. This needs very few external resistors and capacitors to make an astonishingly good high fidelity amplifier for use with pick-up, F.M. radio or small P.A. set up, etc. The free 40 page manual supplied, details many other applications which this remarkable IC. make possible. It is the equivalent of a 22 tran-

sistor circuit contained within a 16 lead DIL package, and the finned heat sink is sufficient for all requirements. The Super IC.12 is compatible with Project 60 modules which would be used with the Z.50 and Z.30 amplifiers. Complete with free manual and printed circuit board.

SPECIFICATIONS

Output power: 6 watts RMS continuous (12 watts peak), 6-8 Ω . **Frequency Response:** 5Hz to 100KHz ± 1 dB. **Total Harmonic Distortion:** Less than 1%. (Typical 0.1%) at all output powers and frequencies in the audio band (20V). **Load impedance:** 3 to 15 ohms. **Input Impedance:** 250 Kohms nominal. **Power Gain:** 90dB (1,000,000,000 times) after feedback. **Supply Voltage:** 6 to 28V. **Quiescent current:** 8mA at 28V. **Size:** 22 x 45 x 28mm including pins and heat sink.

Manual available separately 15p post free.

With FREE printed circuit board and 40 page manual.

£2.98 Post free

Add 10% V.A.T. to all prices quoted on page opposite and above

MAPLIN ELECTRONIC SUPPLIES

★RETURN OF
POST
SERVICE



This beautifully produced fully illustrated catalogue is yours for the asking. Absolutely free, no obligation. Write now for your copy or phone 037-42 79033. Out of office hours please leave your name and address on our answering machine. EVERYTHING GUARANTEED BRAND NEW MARKED BY THE MANUFACTURER

MAPLIN: Projected site of London's third airport.

| | | | | |
|--|--|---|--|---|
| <p>RESISTORS Carbon film 5% from 10 to 1MΩ, 10% from 1.2MΩ to 10MΩ. E12 series, 1/4W 1p; 1/2W 1.2p. Metal Oxide 2% 10Ω to 1MΩ. E24 series to 1MΩ. E4 series 1/4W 4p. Also 1W, 2 1/2W, 5W, 10W types stocked.</p> | <p>POTENTIOMETERS Carbon Miniature carbon track with 2in spindles. 5kΩ, 10kΩ, 25kΩ, 50kΩ, 100kΩ, 250kΩ, 500kΩ, 1MΩ, 2MΩ. Log or lin (and 1kΩ lin), 12p. Log or lin with switch 23p. Dual gang less switch 38p.</p> | <p>P.E. SOUND SYNTHESISER If this project seems expensive YOU HAVEN'T SEEN OUR PRICES! We shall be stocking all the parts for this exciting project, from the special I.C.'s right down to the nuts, bolts and spacers for mounting the Veroboards. Send S.A.E. NOW for our detailed price lists. YOU SIMPLY MUST SEE OUR PRICES!</p> | <p>741C 8 pin DIL OP AMP PRICE REDUCED ON THESE TOP QUALITY I.C.'s 34p.</p> | <p>SEMI-CONDUCTORS We stock a large range of transistors and I.C.'s, for details please see our free catalogue. LOOK! These popular devices at amazingly low prices. BC107/8/9 10p each. BC169C 12p. 8FV51 14p. TI43 (SS43) 24p. 2N706 10p. 2N2646 45p. 2N3055 49p. 2N 3819 24p.</p> |
| <p>7 SEGMENT DISPLAY Minitron 3015F 41.99 each.</p> | <p>SPECIAL IC, for organ builders, 7 stage frequency divider in one 14 pin DIL package, £2.43 or special price for pack of 12, £25. Why not ask us to slip a data sheet in with your catalogue.</p> | <p>HARDWARE Wide range of nuts and bolts, plated brass and nylon types plus solder csgs, shakeproof washers, etc. SOLDER 10 metres of 22 gauge multicore, 20p. Insulating sleeving 3 sizes, 6 colours.</p> | <p>McMURDO Socket, RS9, 52p Plug, RP8, 34p. (As used in P.E. Sound Synthesiser.)</p> | <p>MISCELLANEOUS LT700 Eagle sub-miniature O/P transformer 1200/50 200mW max., 35p. Slide switch DPDT, 12p. Silicon grease in special dispenser, 20ml, 38p.</p> |
| <p>DIN PLUGS. 3 pin, 9p, 5 pin A (180°), 5 pin B (240°), 10p each. DIN SOCKETS. 3 pin, 5 pin A, 5 pin B, 7p each. DIN LOUDSPEAKER. 2 pin plug, 8p. Socket 6p. JACK PLUGS standard 2in plastic barrel, 13p. Stereo, 25p. Bright metal barrel, 17p. Stereo, 29p.</p> | <p>NUDES! Clothe those naked projects with our superb instrument cases. We are sole distributors of the Centurion range, designed for the professional market, now available to you at special low prices. S.A.E. please for free illustrated leaflet.</p> | <p>SEE OUR CATALOGUE for details of how you can obtain £1 worth of components. ABSOLUTELY FREE</p> | <p>V.A.T. Please add 10% V.A.T. to final total. Orders and enquiries for catalogues to MAPLIN ELECTRONIC SUPPLIES, P.O. Box 3, Rayleigh, Essex SS6 8LR</p> | <p>Postage and packing FREE in U.K. But we have to ask you to send a 10p handling charge with order under 50p.</p> |

ELECTRONIC ORGAN KITS

★ Portable—4 octave keyboard with 10 voices, 3 pitches—vibrato, £145.29. ★ Console—5 octave keyboard with 10 voices, 3 pitches. Keyboard can be split into solo and accompaniment. Vibrato, built in amplifier and speaker £250.93. ★ Console—2 x 4 octave keyboards and 13 note pedal board, 29 voices, Vibrato, Delay Vibrato, Sustain, Reverberation, Precussion, Wah Wah, £406.00. ★ Console—2 x 5 octave keyboards and 32 note pedal board, 32 voices. Vibrato, Delay Vibrato, Sustain Reverberation, Precussion, 3 Couplers, etc., at £572.55.

ALL COMPONENTS CAN BE BOUGHT SEPARATELY. SEND 50p FOR LATEST CATALOGUE, WHICH INCLUDES SPECIALIZED COMPONENTS, HI-FI EQUIPMENT AND ELECTRICAL HOUSEHOLD APPLIANCES.

ELVINS ELECTRONIC MUSICAL INSTRUMENTS
12 BRETT ROAD, LONDON, E.8
TEL. 01-986 8455

PRINTED CIRCUIT KIT

BUILD 60 INTERESTING PROJECTS on a PRINTED CIRCUIT CHASSIS with PARTS and TRANSISTORS from your SPARES BOX

CONTENTS: (1) 2 Copper Laminate Boards 4 1/2in x 2 1/2in. (2) 1 Board for Matchbox Radio. (3) 1 Board for Wristwatch Radio, etc. (4) Resistor. (5) Resist Solvent. (6) Etchant. (7) Cleaner/Degreaser. (8) 16-page Booklet *Printed Circuits for Amateurs*. (9) 2 Miniature Radio Dials 8W/MW/LW. Also free with each kit: (10) Essential Design Data, Circuits, Chassis Plans, etc. for 60 TRANSISTORISED PROJECTS. A very comprehensive selection of circuits to suit everyone's requirements.

EXPERIMENTER'S PRINTED CIRCUIT KIT
70p
Postage & Pack. 10p (UK)
Commonwealth:
SURFACE MAIL 15p
AIR MAIL 60p
Australia, New Zealand,
South Africa, Canada

(1) Crystal Set with biased Detector. (2) Crystal Set with voltage-quadrupler detector. (3) Crystal Set with Dynamic Loudspeaker. (4) Crystal Tuner with Audio Amplifier. (5) Carrier Power Conversion Receiver. (6) Split-Lead Neutralised Double Reflex. (7) Matchbox or Photocell Radio. (8) "TRI-FLEXION" Triple Reflex with self-adjusting regeneration (Patent Pending). (9) Solar Battery Loudspeaker Radio. The smallest 3 designs yet offered to the Home Constructor anywhere in the World. (10) 3 Subminiature Radio Receivers based on the "Triflexion" circuit. Let us know if you know of a smaller design published anywhere. (11) Postage Stamp Radio. Size only 1.6in x 0.95in x 0.25in. (11) Wristwatch Radio 1.5in x 0.8in x 0.3in. (12) Ring Radio 0.70in x 0.70in x 0.55in. (13) Bacteria-powered Radio. Runs on sugar or bread. (14) Radio Control Tone Receiver. (15) Transistor P/P Amplifier. (16) Intercom. (17) 1-valve Amplifier. (18) Reliable Burglar Alarm. (19) Light-Seeking Animal. Guided Missile. (20) Perpetual Motion Machine. (21) Metal Detector. (22) Transistor Tester. (23) Human Body Radiation Detector. (24) Man/Woman Discriminator. (25) Signal Injector. (26) Pocket Transceiver (Licence required). (27) Constant Volume Intercom. (28) Remote Control of Models by Induction. (29) Inductive-Loop Transmitter. (30) Pocket Triple Reflex Radio. (31) Wristwatch Transmitter/Wireless Microphone. (32) Rain Alarm. (33) Ultrasonic Switch/Alarm. (34) Stereo Pre-amplifier. (35) Quality Stereo Push-Pull Amplifier. (36) Light-Beam Telephone "Photophone". (37) Light-Beam Transmitter. (38) Silent TV Bomb Adaptor. (39) Ultrasonic Transmitter. (40) Thyristor Drill Speed Controller. (41) Light Dimmer. (42) I.C. Pre-amplifier. (43) I.C. Amplifier. (44) I.C. Intercom. (45) I.C. Radio. (46) Randley Voices Receiver. (47) Biofeedback Amplifier. (48) Brainwave Detector. (49) Proximity Switch. (50) Laser Projector.

Plus 10 Photocell Circuits, Sumpie Alarm, Long Range Alarm, Projector, etc.

YORK ELECTRICS, Mail Order Dept.
335 BATTERSEA PARK ROAD, LONDON, S.W.11
Send a S.A.E. for full details and a brief description of all kits and Projects.

BRAND NEW SEMICONDUCTORS AND COMPONENTS GUARANTEED

WE SUPPLY NEARLY ALL THE COMPONENTS FOR PROJECTS ADVERTISED IN THIS MAGAZINE

| TRANSISTORS | | TTL LOGIC I.C.'s | |
|-------------|------|------------------|------|
| 2G901 | 0-15 | 2N3403 | 0-15 |
| 2G302 | 0-15 | 2N3404 | 0-15 |
| 2G303 | 0-25 | 2N3405 | 0-27 |
| 2G306 | 0-30 | 2N3414 | 0-10 |
| 2G308 | 0-30 | 2N3415 | 0-10 |
| 2G340B | 0-15 | 2N3416 | 0-15 |
| 2G371 | 0-15 | 2N3417 | 0-21 |
| 2G374 | 0-15 | 2N3418 | 0-24 |
| 2N174 | 1-40 | 2N3571 | 1-18 |
| 2N404 | 0-43 | 2N3572 | 0-97 |
| 2N456 | 0-76 | 2N3702 | 0-10 |
| 2N456A | 0-76 | 2N3709 | 0-10 |
| 2N491 | 0-80 | 2N3704 | 0-10 |
| 2N491A | 0-80 | 2N3705 | 0-10 |
| 2N494 | 0-80 | 2N3706 | 0-09 |
| 2N496 | 0-15 | 2N3707 | 0-18 |
| 2N497 | 0-15 | 2N3708 | 0-07 |
| 2N498 | 0-25 | 2N3709 | 0-09 |
| 2N499 | 0-25 | 2N3710 | 0-13 |
| 2N500 | 0-25 | 2N3711 | 0-09 |
| 2N708A | 0-13 | 2N3712 | 0-06 |
| 2N708 | 0-13 | 2N3713 | 1-09 |
| 2N709 | 0-88 | 2N3714 | 1-15 |
| 2N711 | 0-88 | 2N3715 | 0-28 |
| 2N718 | 0-21 | 2N3716 | 1-30 |
| 2N784A | 0-30 | 2N3717 | 2-25 |
| 2N720 | 0-50 | 2N3718 | 3-23 |
| 2N721 | 0-50 | 2N3719 | 4-19 |
| 2N725 | 0-50 | 2N3720 | 5-06 |
| 2N726 | 0-50 | 2N3721 | 5-06 |
| 2N727 | 0-50 | 2N3722 | 5-06 |
| 2N728 | 0-50 | 2N3723 | 5-06 |
| 2N729 | 0-50 | 2N3724 | 5-06 |
| 2N730 | 0-50 | 2N3725 | 5-06 |
| 2N731 | 0-50 | 2N3726 | 5-06 |
| 2N732 | 0-50 | 2N3727 | 5-06 |
| 2N733 | 0-50 | 2N3728 | 5-06 |
| 2N734 | 0-50 | 2N3729 | 5-06 |
| 2N735 | 0-50 | 2N3730 | 5-06 |
| 2N736 | 0-50 | 2N3731 | 5-06 |
| 2N737 | 0-50 | 2N3732 | 5-06 |
| 2N738 | 0-50 | 2N3733 | 5-06 |
| 2N739 | 0-50 | 2N3734 | 5-06 |
| 2N740 | 0-50 | 2N3735 | 5-06 |
| 2N741 | 0-50 | 2N3736 | 5-06 |
| 2N742 | 0-50 | 2N3737 | 5-06 |
| 2N743 | 0-50 | 2N3738 | 5-06 |
| 2N744 | 0-50 | 2N3739 | 5-06 |
| 2N745 | 0-50 | 2N3740 | 5-06 |
| 2N746 | 0-50 | 2N3741 | 5-06 |
| 2N747 | 0-50 | 2N3742 | 5-06 |
| 2N748 | 0-50 | 2N3743 | 5-06 |
| 2N749 | 0-50 | 2N3744 | 5-06 |
| 2N750 | 0-50 | 2N3745 | 5-06 |
| 2N751 | 0-50 | 2N3746 | 5-06 |
| 2N752 | 0-50 | 2N3747 | 5-06 |
| 2N753 | 0-50 | 2N3748 | 5-06 |
| 2N754 | 0-50 | 2N3749 | 5-06 |
| 2N755 | 0-50 | 2N3750 | 5-06 |
| 2N756 | 0-50 | 2N3751 | 5-06 |
| 2N757 | 0-50 | 2N3752 | 5-06 |
| 2N758 | 0-50 | 2N3753 | 5-06 |
| 2N759 | 0-50 | 2N3754 | 5-06 |
| 2N760 | 0-50 | 2N3755 | 5-06 |
| 2N761 | 0-50 | 2N3756 | 5-06 |
| 2N762 | 0-50 | 2N3757 | 5-06 |
| 2N763 | 0-50 | 2N3758 | 5-06 |
| 2N764 | 0-50 | 2N3759 | 5-06 |
| 2N765 | 0-50 | 2N3760 | 5-06 |
| 2N766 | 0-50 | 2N3761 | 5-06 |
| 2N767 | 0-50 | 2N3762 | 5-06 |
| 2N768 | 0-50 | 2N3763 | 5-06 |
| 2N769 | 0-50 | 2N3764 | 5-06 |
| 2N770 | 0-50 | 2N3765 | 5-06 |
| 2N771 | 0-50 | 2N3766 | 5-06 |
| 2N772 | 0-50 | 2N3767 | 5-06 |
| 2N773 | 0-50 | 2N3768 | 5-06 |
| 2N774 | 0-50 | 2N3769 | 5-06 |
| 2N775 | 0-50 | 2N3770 | 5-06 |
| 2N776 | 0-50 | 2N3771 | 5-06 |
| 2N777 | 0-50 | 2N3772 | 5-06 |
| 2N778 | 0-50 | 2N3773 | 5-06 |
| 2N779 | 0-50 | 2N3774 | 5-06 |
| 2N780 | 0-50 | 2N3775 | 5-06 |
| 2N781 | 0-50 | 2N3776 | 5-06 |
| 2N782 | 0-50 | 2N3777 | 5-06 |
| 2N783 | 0-50 | 2N3778 | 5-06 |
| 2N784 | 0-50 | 2N3779 | 5-06 |
| 2N785 | 0-50 | 2N3780 | 5-06 |
| 2N786 | 0-50 | 2N3781 | 5-06 |
| 2N787 | 0-50 | 2N3782 | 5-06 |
| 2N788 | 0-50 | 2N3783 | 5-06 |
| 2N789 | 0-50 | 2N3784 | 5-06 |
| 2N790 | 0-50 | 2N3785 | 5-06 |
| 2N791 | 0-50 | 2N3786 | 5-06 |
| 2N792 | 0-50 | 2N3787 | 5-06 |
| 2N793 | 0-50 | 2N3788 | 5-06 |
| 2N794 | 0-50 | 2N3789 | 5-06 |
| 2N795 | 0-50 | 2N3790 | 5-06 |
| 2N796 | 0-50 | 2N3791 | 5-06 |
| 2N797 | 0-50 | 2N3792 | 5-06 |
| 2N798 | 0-50 | 2N3793 | 5-06 |
| 2N799 | 0-50 | 2N3794 | 5-06 |
| 2N800 | 0-50 | 2N3795 | 5-06 |
| 2N801 | 0-50 | 2N3796 | 5-06 |
| 2N802 | 0-50 | 2N3797 | 5-06 |
| 2N803 | 0-50 | 2N3798 | 5-06 |
| 2N804 | 0-50 | 2N3799 | 5-06 |
| 2N805 | 0-50 | 2N3800 | 5-06 |
| 2N806 | 0-50 | 2N3801 | 5-06 |
| 2N807 | 0-50 | 2N3802 | 5-06 |
| 2N808 | 0-50 | 2N3803 | 5-06 |
| 2N809 | 0-50 | 2N3804 | 5-06 |
| 2N810 | 0-50 | 2N3805 | 5-06 |
| 2N811 | 0-50 | 2N3806 | 5-06 |
| 2N812 | 0-50 | 2N3807 | 5-06 |
| 2N813 | 0-50 | 2N3808 | 5-06 |
| 2N814 | 0-50 | 2N3809 | 5-06 |
| 2N815 | 0-50 | 2N3810 | 5-06 |
| 2N816 | 0-50 | 2N3811 | 5-06 |
| 2N817 | 0-50 | 2N3812 | 5-06 |
| 2N818 | 0-50 | 2N3813 | 5-06 |
| 2N819 | 0-50 | 2N3814 | 5-06 |
| 2N820 | 0-50 | 2N3815 | 5-06 |
| 2N821 | 0-50 | 2N3816 | 5-06 |
| 2N822 | 0-50 | 2N3817 | 5-06 |
| 2N823 | 0-50 | 2N3818 | 5-06 |
| 2N824 | 0-50 | 2N3819 | 5-06 |
| 2N825 | 0-50 | 2N3820 | 5-06 |
| 2N826 | 0-50 | 2N3821 | 5-06 |
| 2N827 | 0-50 | 2N3822 | 5-06 |
| 2N828 | 0-50 | 2N3823 | 5-06 |
| 2N829 | 0-50 | 2N3824 | 5-06 |
| 2N830 | 0-50 | 2N3825 | 5-06 |
| 2N831 | 0-50 | 2N3826 | 5-06 |
| 2N832 | 0-50 | 2N3827 | 5-06 |
| 2N833 | 0-50 | 2N3828 | 5-06 |
| 2N834 | 0-50 | 2N3829 | 5-06 |
| 2N835 | 0-50 | 2N3830 | 5-06 |
| 2N836 | 0-50 | 2N3831 | 5-06 |
| 2N837 | 0-50 | 2N3832 | 5-06 |
| 2N838 | 0-50 | 2N3833 | 5-06 |
| 2N839 | 0-50 | 2N3834 | 5-06 |
| 2N840 | 0-50 | 2N3835 | 5-06 |
| 2N841 | 0-50 | 2N3836 | 5-06 |
| 2N842 | 0-50 | 2N3837 | 5-06 |
| 2N843 | 0-50 | 2N3838 | 5-06 |
| 2N844 | 0-50 | 2N3839 | 5-06 |
| 2N845 | 0-50 | 2N3840 | 5-06 |
| 2N846 | 0-50 | 2N3841 | 5-06 |
| 2N847 | 0-50 | 2N3842 | 5-06 |
| 2N848 | 0-50 | 2N3843 | 5-06 |
| 2N849 | 0-50 | 2N3844 | 5-06 |
| 2N850 | 0-50 | 2N3845 | 5-06 |
| 2N851 | 0-50 | 2N3846 | 5-06 |
| 2N852 | 0-50 | 2N3847 | 5-06 |
| 2N853 | 0-50 | 2N3848 | 5-06 |
| 2N854 | 0-50 | 2N3849 | 5-06 |
| 2N855 | 0-50 | 2N3850 | 5-06 |
| 2N856 | 0-50 | 2N3851 | 5-06 |
| 2N857 | 0-50 | 2N3852 | 5-06 |
| 2N858 | 0-50 | 2N3853 | 5-06 |
| 2N859 | 0-50 | 2N3854 | 5-06 |
| 2N860 | 0-50 | 2N3855 | 5-06 |
| 2N861 | 0-50 | 2N3856 | 5-06 |
| 2N862 | 0-50 | 2N3857 | 5-06 |
| 2N863 | 0-50 | 2N3858 | 5-06 |
| 2N864 | 0-50 | 2N3859 | 5-06 |
| 2N865 | 0-50 | 2N3860 | 5-06 |
| 2N866 | 0-50 | 2N3861 | 5-06 |
| 2N867 | 0-50 | 2N3862 | 5-06 |
| 2N868 | 0-50 | 2N3863 | 5-06 |
| 2N869 | 0-50 | 2N3864 | 5-06 |
| 2N870 | 0-50 | 2N3865 | 5-06 |
| 2N871 | 0-50 | 2N3866 | 5-06 |
| 2N872 | 0-50 | 2N3867 | 5-06 |
| 2N873 | 0-50 | 2N3868 | 5-06 |
| 2N874 | 0-50 | 2N3869 | 5-06 |
| 2N875 | 0-50 | 2N3870 | 5-06 |
| 2N876 | 0-50 | 2N3871 | 5-06 |
| 2N877 | 0-50 | 2N3872 | 5-06 |
| 2N878 | 0-50 | 2N3873 | 5-06 |
| 2N879 | 0-50 | 2N3874 | 5-06 |
| 2N880 | 0-50 | 2N3875 | 5-06 |
| 2N881 | 0-50 | 2N3876 | 5-06 |
| 2N882 | 0-50 | 2N3877 | 5-06 |
| 2N883 | 0-50 | 2N3878 | 5-06 |
| 2N884 | 0-50 | 2N3879 | 5-06 |
| 2N885 | 0-50 | 2N3880 | 5-06 |
| 2N886 | 0-50 | 2N3881 | 5-06 |
| 2N887 | 0-50 | 2N3882 | 5-06 |
| 2N888 | 0-50 | 2N3883 | 5-06 |
| 2N889 | 0-50 | 2N3884 | 5-06 |
| 2N890 | 0-50 | 2N3885 | 5-06 |
| 2N891 | 0-50 | 2N3886 | 5-06 |
| 2N892 | 0-50 | 2N3887 | 5-06 |
| 2N893 | 0-50 | 2N3888 | 5-06 |
| 2N894 | 0-50 | 2N3889 | 5-06 |
| 2N895 | 0-50 | 2N3890 | 5-06 |
| 2N896 | 0-50 | 2N3891 | 5-06 |
| 2N897 | 0-50 | 2N3892 | 5-06 |
| 2N898 | 0-50 | 2N3893 | 5-06 |
| 2N899 | 0-50 | 2N3894 | 5-06 |
| 2N900 | 0-50 | 2N3895 | 5-06 |
| 2N901 | 0-50 | 2N3896 | 5-06 |
| 2N902 | 0-50 | 2N3897 | 5-06 |
| 2N903 | 0-50 | 2N3898 | 5-06 |
| 2N904 | 0-50 | 2N3899 | 5-06 |
| 2N905 | 0-50 | 2N3900 | 5-06 |
| 2N906 | 0-50 | 2N3901 | 5-06 |
| 2N907 | 0-50 | 2N3902 | 5-06 |
| 2N908 | 0-50 | 2N3903 | 5-06 |
| 2N909 | 0-50 | 2N3904 | 5-06 |
| 2N910 | 0-50 | 2N3905 | 5-06 |
| 2N911 | 0-50 | 2N3906 | 5-06 |
| 2N912 | 0-50 | 2N3907 | 5-06 |
| 2N913 | 0-50 | 2N3908 | 5-06 |
| 2N914 | 0-50 | 2N3909 | 5-06 |
| 2N915 | 0-50 | 2N3910 | 5-06 |
| 2N916 | 0-50 | 2N3911 | 5-06 |
| 2N917 | 0-50 | 2N3912 | 5-06 |
| 2N918 | 0-50 | 2N3913 | 5-06 |
| 2N919 | 0-50 | 2N3914 | 5-06 |
| 2N920 | 0-50 | 2N3915 | 5-06 |
| 2N921 | 0-50 | 2N3916 | 5-06 |
| 2N922 | 0-50 | 2N3917 | 5-06 |
| 2N923 | 0-50 | 2N3918 | 5-06 |
| 2N924 | 0-50 | 2N3919 | 5-06 |
| 2N925 | 0-50 | 2N3920 | 5-06 |
| 2N926 | 0-50 | 2N3921 | 5-06 |
| 2N927 | 0-50 | 2N3922 | 5-06 |
| 2N928 | 0-50 | 2N3923 | 5-06 |
| 2N929 | 0-50 | 2N3924 | 5-06 |
| 2N930 | 0-50 | 2N3925 | 5-06 |
| 2N931 | 0-50 | 2N3926 | 5-06 |
| 2N932 | 0-50 | 2N3927 | 5-06 |
| 2N933 | 0-50 | 2N3928 | 5-06 |
| 2N934 | 0-50 | 2N3929 | 5-06 |
| 2N935 | 0-50 | 2N3930 | 5-06 |
| 2N936 | 0-50 | 2N3931 | 5-06 |
| 2N937 | 0-50 | 2N3932 | 5-06 |
| 2N938 | 0-50 | 2N3933 | 5-06 |
| 2N939 | 0-50 | 2N3934 | 5-06 |
| 2N940 | 0-50 | 2N3935 | 5-06 |
| 2N941 | 0-50 | 2N3936 | 5-06 |
| 2N942 | 0-50 | 2N3937 | 5-06 |
| 2N943 | 0-50 | 2N3938 | 5-06 |
| 2N944 | 0-50 | 2N3939 | 5-06 |
| 2N945 | 0-50 | 2N3940 | 5-06 |
| 2N946 | 0-50 | 2N3941 | 5-06 |
| 2N947 | 0-50 | 2N3942 | 5-06 |
| 2N948 | 0-50 | 2N3943 | 5-06 |
| 2N949 | 0-50 | 2N3944 | 5-06 |
| 2N950 | 0-50 | 2N3945 | 5-06 |
| 2N951 | | | |

Now available from one company are kits for many of the articles published in the Electronics, Radio and TV Journals. Examples of our range are:

SCORPIO IGNITION SYSTEMS (P.E. Nov. 1971), £9.50. This kit includes all the parts for the assembly of this popular and reliable system. The hardware and the construction data are included.

DRILL SPEED CONTROLLER (E.E. Aug. 1972). Kit consists of resistors, rectifiers, thyristor and tag board as specified in the article, price £1.15. Kit with M.K. box, switch and plate included, £2.30.

ELECTRONIC PIANO (P.E. Sept. 1972). We can supply the various sections for this article in kit form:

Power Supply, £6.60, including all semiconductors, resistors, capacitors, transformer, heat sink and hardware less P.C.B.

Preamp and Tremelo, £3.20, complete with switches, hardware and electronic components, less P.C.B.

Main Amp., £4.20, complete with IC-12, electronic components and P.C.B.

13 Pitch Boards, £39.50. Kit contains all the resistors, capacitors and semiconductors as published, but not the P.C.B.'s or the inductor.



12 Lauderdale Road, London W.9.
Telephone 01-286 0011 Telex 28479

LIGHT DIMMER. Kit contains all parts including circuit and construction data, 480 watts, fully suppressed. Price £2.10.

MUSIC MAKER ELECTRONIC ORGAN (P.W. Nov. 1972). Complete kit £4.40 or kit less resistors, P.C.B. and plastic box, £2.80. Stylus not supplied.

MIGHTY MIDGET (P.W. Jan. 1973). Kit contains all parts, less the battery, box and knob, £2.25.

TRIFFID RADIO (P.E. Feb. 1973). Kit includes all parts listed, less "tuning coil" and "miscellaneous components", £4.95. Ferrite rod and wire optional extra at 50p. P.C.B. optional extra at 65p.

We shall be offering kits for most articles published in the popular electronics magazines and will be pleased to quote prices.

Please note, prices shown do not allow for V.A.T. Please add 10% to your order.

Send for details of kits available (please enclose S.A.E.). All kits sent POST FREE within the limits of the U.K.

Please note. We reserve the right to withdraw kits without prior notification.

Electrokit

D.I.Y. TECHNICAL BOOKS

| | |
|--|-------|
| PAL RECEIVER SERVICING (280pp) ... | £3.50 |
| MAKING AND REPAIRING TRANSISTOR RADIOS ... | £1.00 |
| HOW TO REPAIR SMALL APPLIANCES ... | £1.20 |
| TRANSISTOR RADIO SERVICING MADE EASY ... | £1.70 |
| CAR RADIO SERVICING MADE EASY ... | £1.30 |
| HI-FI PROJECTS FOR THE HOBBYIST ... | £1.00 |
| TAPE RECORDING FOR THE HOBBYIST ... | £1.30 |
| RADIO HANDBOOK (896 pp) ... | £6.00 |
| ELECTRONIC EXPERIMENTS AND PROJECTS ... | £1.25 |
| TRANSISTOR-TV SERVICING GUIDE ... | £2.25 |
| 99 WAYS TO IMPROVE YOUR HI-FI ... | £1.50 |
| 99 WAYS TO IMPROVE YOUR ELECT-PROJ. ... | £1.50 |
| 101 EASY HAM RADIO PROJECTS ... | £1.50 |
| ELECTRONIC GAMES, TOYS YOU CAN BUILD ... | £1.40 |
| HOW TO BUILD SPEAKER ENCLOSURES ... | £1.50 |
| 1-2-3-4 SERVICING STEREO AMPS. ... | £2.50 |
| 99 ELECTRONIC PROJECTS ... | £1.50 |
| HANDBOOK OF BASIC ELECTRONIC EQUIPMENT ... | £1.75 |

Add 10% FOR POSTAGE AND PACKING

WHEEL (PE), 41A ADELAIDE GROVE, LONDON W12

Build Your Own 3½ Digit D.P.M.



Miniature, all solid-state — complete kit includes MOS.-LSI. device, PCB, solid state displays, mechanics, building instructions, etc.

PRICE: DPM Kit: £36.75 includes VAT, P&P
Power Supply for DPM: £8.75 includes VAT, P&P
Kits available by return.


Please send C.W.O. TO:

Integrated Photomatrix Limited,
The Grove Trading Estate, Dorchester, Dorset DT1 1SY



RAYMER MICROCHIP

RE500



SPECIFICATIONS

OUTPUT 5W RMS (10W peak)
FREQUENCY RESPONSE 10Hz to 50kHz ± 3dB
TOTAL HARMONIC DISTORTION less than 1%

LOAD IMPEDANCE 4 to 16 ohms
INPUT IMPEDANCE 100kΩ nominal
POWER GAIN 40dB typical
SIZE 140mm × 80mm × 45mm
With free instruction sheet
PRICE £6.93 (inc. VAT) + 25p P. & P.

Guaranteed 12 months against failure in normal use. This advanced high-fidelity integrated amplifier is completely self-contained and only requires connecting to mains, speaker and input. Ideally suited for:

MONO RECORD PLAYERS
MONO CONVERSION TO STEREO
STEREO CONVERSION TO QUADRAPHONIC
(× 2 Microchip + Decoder)
TV AMPLIFIER
TAPE AMPLIFIER

PA INSTALLATIONS
AUDIO ALARM, ETC.

TRADE ENQUIRIES WELCOMED

NAME.....

ADDRESS

PLEASE SEND

I enclose P.O./Cheque/Money Order

**RAYMER ELECTRONICS LTD., STANLEY ROAD
CAMBRIDGE CB5 8LB**

Reg. Bus. 1031205

LARGE STOCKS, ATTRACTIVE DISCOUNTS DEPENDABLE SERVICE

Everything brand new and to makers' specifications.

ELECTROVALUE

Electronic Component Specialists

TRANSISTORS BY SIEMENS AND NEWMARKET

2N3055 npn silicon power 60p
AC153K pnp germanium low power 25p
AC176K npn germanium low power 23p
AD161 npn germanium medium power 42p
AD162 pnp germanium medium power 40p
AF139 pnp germanium UHF 49p

NPN: BC107 13p, BC108 12p, BC109 13p, BC167 11p, BC168 9p, BC169 11p.

PNP: BC177 21p, BC178 19p, BC179 21p, BC257 12p, BC258 11p, BC259 13p.
Standard groupings available.

BD135 npn medium power 39p
BD136 pnp medium power 38p

DIODES

OA90, OA91, OA95, 6p each; OA200, 9p; OA203, 10p.

Other semiconductors: AC128, 17p; AF117, 35p; BFY51, 19p. Full lists and technical data will be found in Catalogue No. 6. See also amendments lists.

SIEMENS' THYRISTORS

0-8A 400V 65p, 600V 50p.

3A 400V 70p, 600V £1.02.

ZENER DIODES full range E24 values: 400mW: 2.7V to 36V, 14p each; 1W: 6.8V to 82V, 21p each; 1.5W: 4.7V to 75V, 48p each. Clip to increase 1.5W rating to 3 watts (type 256F) 4p.

DIN PLUGS AND SOCKETS

by Hirschmann, 4A rating



2 way LS — socket 10p, plug 12p
3 way scr. — socket 10p, plug 12p
5 way scr. — socket 11p, plug 13p

TRANSISTOR ACCESSORIES

TO3 cover, 7p; Heat sinks 1°C/W, type 6W1, undrilled, 60p.

SWITCHES

1011 SPST toggle, 20p; 409 DPDT toggle, 29p (these are chrome plated, 2.5A ratings); 7201 sub-miniature DPDT 250V a.c./2A, 48p.



ROTARY SWITCHES

Radiospares Miniature Make-switch (in assembly kit form). Shaft, 48p. Wafers, M8B-2P5W, 1P11W; B8M1P12W, 2P6W, 3P4W, 4P3W, 6P2W, 32p each.

WAVECHANGE SWITCHES

1P12W, 2P6W, 3P4W, 413W, 24p each.



ELECTROLYTIC CAPACITORS

| Rated voltage: | AXIAL LEAD | | | | | | |
|------------------|------------|------|-----|-----|-----|-----|----------|
| | 3V | 6.3V | 10V | 16V | 25V | 40V | 63V 100V |
| Capacity μ F | 0-47 | — | — | — | — | — | 7p 7p |
| 1-0 | — | — | — | — | 7p | — | 7p |
| 1-2 | — | — | — | — | — | 7p | 7p |
| 4-7 | — | — | 7p | — | — | 7p | 7p |
| 10 | — | — | — | 7p | — | 7p | 7p |
| 22 | — | — | — | 7p | — | 7p | 8p |
| 47 | 7p | 7p | 7p | 7p | 7p | 7p | 12p |
| 100 | 7p | 7p | 7p | 7p | 7p | 7p | 12p |
| 220 | 7p | 7p | 7p | 8p | 9p | 10p | 17p 26p |
| 470 | 7p | 8p | 9p | 9p | 12p | 17p | 24p 41p |
| 1,000 | 9p | 12p | 12p | 17p | 20p | 23p | 40p |
| 2,200 | 14p | 16p | 22p | 25p | 36p | 40p | — |
| 4,700 | 23p | 26p | 37p | 40p | — | — | — |
| 10,000 | 37p | 40p | — | — | — | — | — |

Prices subject to amendment by the manufacturer.

RESISTORS - 10%, 5%, 2%

| Code | Power | Tolerance | Range | Values available | 1 to 9 | 10 to 99 (see note below) | 100 up |
|------|-------|-------------------------|------------------------------|------------------|--------|---------------------------|--------|
| C | 1/20W | 5% | 82 Ω - 220K Ω | E12 | 9 | 8 | 7.5 |
| C | 1/10W | 5% | 4.7 Ω - 470K Ω | E24 | 1 | 9 | 0.75 |
| C | 1/4W | 10% | 4.7 Ω - 10M Ω | E12 | 1 | 0.9 | 0.75 |
| C | 1/2W | 5% | 4.7 Ω - 10M Ω | E24 | 1.2 | 1 | 0.8 |
| C | 1W | 10% | 4.7 Ω - 10M Ω | E12 | 2.5 | 2 | 1.6 |
| MO | 1/2W | 2% | 10 Ω - 1M Ω | E24 | 4 | 3 | 2 |
| WW | 1W | 10% \pm 1/20 Ω | 0.22 Ω - 3.9 Ω | E12 | 7 | 7 | 6 |
| WW | 3W | — | 1 Ω - 10K Ω | E12 | 7 | 7 | 6 |
| WW | 7W | 5% | 1 Ω - 10K Ω | E12 | 9 | 9 | 8 |

Codes: C = carbon film, high stability, low noise. MO = metal oxide, Electroal TR5, ultra low noise. WW = wire wound, Plesey.

Values: E12 denotes series: 10, 12, 15, 18, 22, 27, 33, 39, 47, 56, 68, 82 and their decads.

E24 denotes series: as E12 plus 11, 13, 16, 20, 24, 30, 36, 43, 51, 62, 75, 91 and their decads.

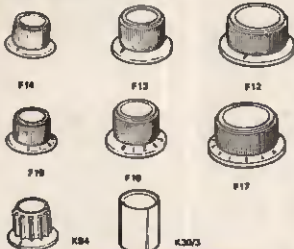
POLYCARBONATE—5% TOLERANCE
250V up to 0.1 μ F: 100V, 0.1 μ F and above.
0.01: 0.012; 0.015; 0.018; 0.022; 0.027; 0.033; 0.047; 0.056; 4p each.
0.068; 0.082; 0.1; 0.12; 0.15; 4p each.
0.18; 0.22; 5p each.
0.27; 0.33; 6p, 0.39 7p, 0.47 8p, 0.56 10p, 0.68 11p, 1 μ F 13p. Prices subject to amendment by the manufacturer.

Minicon Digital Counter
Type 3015F. Seven Filament segment indicators to make 0-9 + decimal point. Compatible with standard logic modules, net £2. Decoder driver type FLL 1217 net £1.36. DIL socket, net £2.

We regret that where substantial price increases have occurred in some items, they are due to increased costs of imported goods. S.A.E.

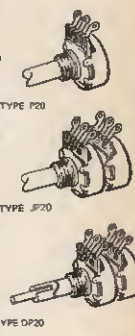
KNOBS

All grub screw fitting for tin shafts. Black. For other types see Catalogue No. 6, p. 54.
F.14 (20mm) pack of 2, 32p; F.13 (26mm) pack of 2, 38p; F.12 (33mm) pack of 2, 40p; F.19 (20mm) pack of 2, 32p; F.18 (26mm) pack of 2, 38p; F.17 (33mm) pack of 2, 40p; KB.4 (20mm) pack of 4, 40p; K30/3 (17mm) aluminium, 24p each.



POTENTIOMETERS

Rotary, carbon track, double wipe
SINGLE P20 lin, 100 Ω to 2.2M Ω , 12p; P20 log, 4.7K Ω to 2.2 Meg, 12p; JP20 log, 4.7K Ω , to 2.2M Ω , 12p; Dual gang lin, 4.7K Ω to 2.2M Ω , 42p; Dual gang lin, 4.7K Ω to 2.2M Ω , 42p; Log/antilog, 10K, 22K, 47K, 1M Ω only, 42p; Dual antilog, 10K only, 42p. Any type with 2A D.P. mains switch, 12p extra.
Only decads of 10, 22 and 47 available in ranges quoted.
DUAL CONCENTRIC DP20 in any combination of P20 values, 60p; with switch, 72p.
SLIDER Lin. or log, 10K to 1 meg. in all popular values, each 26p.
Control knobs blk./white/red/yel./gr./blue/dk. grey/lt. grey, 5p each.
CARBON SKELETON PRE-SETS
Small high quality, PR lin, 100 Ω , 220 Ω , 470 Ω , 1K, 2K2, 4K7, 10K, 22K, 47K, 100K, 220K, 470K, 1M, 2M2, 5M, 10M Ω . Vertical or horizontal mounting, 5p each.



TRANSFORMERS—MAINS

MT3 30V/2A plus 4 taps £2.85
MT103 50V/1A plus 4 taps £2.55
MT104 50V/2A plus 4 taps £3.50
MT127 50V/2A plus 4 taps £3.80
1J1TOS 1.5VIA, CT £1.25
28TOS 12+12V, 2-0-2V. £1.65

IT'S ALL IN THE LATEST ELECTROVALUE CATALOGUE

No. 6 (4th printing) contains details of 100's of semiconductor; ICs with circuit diagrams, R's and C's of practically every kind, accessories, components, tools, materials, etc., information and equivalent tables, etc. Well illustrated (96 pages, 5 1/2" x 8 1/2") 25p post free with refund voucher for 25p allowable on orders over £5 or more.

with
25p
refund
voucher

DISCOUNTS

All items offered for sale in accordance with our stated terms of business, copy of which available on request.
Not allowed on nett price items. 10% on orders for £5 or more. 15% on orders of £15 or more. Prices subject to alteration without prior notice.
Prices quoted DO NOT include V.A.T. Orders received from U.K. customers must be accompanied by an additional 10% of the nett value for V.A.T.
Overseas orders are exempt.
POSTAGE AND PACKING FREE
SURCHARGE 10p on small mail orders under £2. Overseas orders carriage and insurance charged at cost.

ELECTROVALUE

(Dept. PE7), 28 ST. JUDE'S ROAD, ENGLEFIELD GREEN, EGHAM, SURREY TW20 0HB

Hours: 9—5.30. Sat. 1 p.m. Tel.: Egham 3603

Telex 264475

Eng. Reg. No. 1047769

Registered Office: 28 St. Jude's Rd., Englefield Green, Egham, Surrey TW20 0HB

BELLING LEE INSULATED TERMINALS. Red or Black, 5 amp max. 10p pair, p.p. 4p.

FINNED ALUMINIUM HEATSINK. 9in x 1 1/2in. Ready drilled. 80p, p.p. 7p.

SUB-MIN. CROC. CLIPS. Red or Black, insulated 4p. Min. quantity, 6, p.p. 4p.

GARRARD MAG. TAPE DECKS: 1 1/2 p.p.s., 30V, solenoid operated brakes, etc. Mains voltage motors £7-60 each, p.p. 60p.

MOTEX 3 speed tape deck (1 1/2in x 3 1/2in x 7 1/2in) reel to reel 7in mains operated, £7-60, p.p. 60p.

10 REED SWITCHES operated by push buttons and magnets, 50p, p.p. 25p.

COMPONENT PANEL 6 s/cres (200V 4 amps), 6 condensers, 12 resistances, 80p, p.p. 8p.

COMPONENT PANEL 8 (3 ICs F7H131) (1-CA300), 1 crystal 7-68kHz + various other components, £1, p.p. 8p.

AUDIO CONNECTORS

- 3 pin Din Plug 18p each
- 6 pin Din Plug, a type, b type .. 18p "
- 2 pin Din Speaker Plug/Socket .. 18p "
- 3 pin Din Line Socket 18p "
- 3-5mm Jack Plug Screened .. . 10p "
- Standard Jack Plug 10p "
- Screened Standard Jack Plugs .. 16p "
- Stereo Jack Plug 18p "
- Screened Stereo Jack Plug .. . 18p "

Phono Plugs: Red or Black 3p each. P.p. on above items 4p.

MAINS NEONS

Red or Green. Size: 1/2in x 1 1/2in. 15p, p.p. 4p

LEVER ACTION P.O.1000 TYPE SWITCHES

Lock 4-pole changeover, 15p, p.p. 4p. Ex equip. Lock 2-pole changeover, 10p, p.p. 4p. Ex equip.

MULLARD & MALLORY SCREW TERMINAL CAPACITORS 4,500µF 84V, 7,100µF 40V, 50p each. 20,000 30V, 28,000 25V, 33,000 16V, 30p each, p.p. 10p.

MULLARD FULL WAVE RECTIFIERS

6-48V, 16 amp, 75p, p.p. 5p.

BELLING LEE 1-6 amp in-line rubber covered interference suppressor, 25p, p.p. 8p.

RUBBER 3 PIN 5 AMP NON-REVERSIBLE CABLE CONNECTORS, 20p, p.p. 5p.

SOLENOIDS 18 VOLT FULL ACTION

2in x 1 1/2in x 1 1/2in, 40p, p.p. 8p.

SOLENOIDS 12-24V d.c. pull action 1 1/2in x 1 1/2in x 1 1/2in, 40p, p.p. 5p.

SOLENOIDS 240V a.c. pull action 2 1/2in x 1 1/2in x 1 1/2in, 50p, p.p. 9p.

SANGAMO WESTERN TIME LAPPED METER 1 1/2in x 1 1/2in x 2in, £1-50 p.p. 7p.

OMRON MKS MIDGET POWER RELAY. 12V d.c. Double pole changeover. New, 70p, p.p. 6p.

ETC MINIATURE RELAY 280Ω, perspex cover, 6-15V new, 35p, p.p. 6p.

ETC VARLEY, miniature relays 700Ω, perspex cover, 4 pole changeover, 40p, p.p. 5p.

POTTER BRUMFIELD 12V d.c. 3 pole changeover with base, contacts rated 7A d.c., £1, p.p. 10p.

GARDNER'S POTTED TRANSFORMER, 0-250V. Input: 18V 600mA, 50V 150mA, 6V 250mA output. Size: 3in x 2 1/2in x 2 1/2in, £1, p.p. 20p. Ex equip. tested.

RIPLEY MAINS TRANSFORMER, Pri: 110V-240V, Sec: 12-5V: 0.12-5V 750mA 7V:0.7 V1A, £1, p.p. 20p.

MAINS TRANSFORMER, Pri: 100-250V, Sec: 22:0-22 200mA/A. 22:0-22 100mA/A 0-24V 20mA/A, 80p, p.p. 25p.

TELESCOPIC AERIALS Chromed 7in closed, 28in extended, 6 section ball jointed base, 88p, p.p. 6p new.

MULLARD 4 DM 180 INDICATORS in plastic holder/cover, ex equip., size approx. 1 1/2in x 1 1/2in x 1 1/2in, 86p, p.p. 5p.

PRINTED CIRCUIT BOARD/19 ACY 19's 10 OA200 Diodes: 1 reed relay: 1 AZ 229 zenner ass. capacitor/ resistors. Power supply 22V, 250 mA d.c. Output 240V a.c. £1, p.p. 20p. Ex equip.

WRING CABLE

Size: 1-020. Various colours. 350yd, 60p, p.p. 23p.

TAPE POSITION INDICATOR

Re-settable 3 digits, 30p, p.p. 5p.

All orders add 10% V.A.T.

FIELD ELECTRIC LIMITED

3 Shenley Road
Borehamwood, Herts.
Tel.: 01-953 6009

EX COMPUTER PC PANELS

2 x 4in packed with semiconductors and top quality resistors, capacitors, diodes, etc. Guaranteed min. 35 transistors plus data. 10 boards 50p (9p).

SPECIAL BARGAIN PACK

25 boards £1 (25p). Panels with 4 power transistors sim OCH2 50p (9p).

ELECTROLYTICS

10,000µ 75V, 68,000µ 16V, 4 1/2 x 2in dia. 25,000µ 25V, 20,000µ 30V, 5,000µ 90V, 35,000µ 15V, 8,000µ 55V, 4 1/2 x 3in dia. 50p (15p), 15,000µ 15V, 10,000µ 35V, 4 1/2 x 2in dia. 30p (10p), 2,000µ 25V wire ends 15p (5p), 12 for £1-50 (15p).

20A DIODES 4 for £1 (7p)

3A DIODES 4 for 50p (5p)

8 BLACK TOGGLES dptst 50p (8p).

250 MIXED CAPACITORS 60p (8p)

150 MIXED RESISTORS 60p (8p)

150 HI-STAB RESISTORS 60p (8p)

208 SI PLANAR DIODES 50p (5p)

UNTESTED SUB-MIN. CO-AX. PLUGS & SKTS. 4 pairs 50p (5p)

REED RELAYS, MIXED 10 for 50p (5p)

MICRO SWITCHES 8 for 50p (8p)

ASSORTED RELAYS 8 for £1 (12p)

MIN. GLASS NEONS 12 for 50p (5p)

10 WAY TERMINAL BLOCKS 10 for 55p (5p)

QH BULBS 12V 55W 50p (5p)

PAPST EXTRACTOR/BLOWER FANS 100 cfm 4 1/2 x 4 1/2 x 2in. £3-50 (28p)

Postage and package shown in brackets. Please add 10% VAT to prices.

KEYTRONICS

(Mail Order only)

44 EARLS COURT ROAD
LONDON W8
01-478 8499

GETTING BORED WITH ELECTRONICS?

Some things are repetitive, once you have built an astable multivibrator, they tend to get boring—tried a 555 timer? It works in mono or aseable modes for long or short pulses (95p). How about building a radio tuner for your record player, the 2N414 chip makes this simple (£1-10). LEDs? We have a fantastic choice—LED lamps—TIL209 or HP4480, 4 for £1, 50 for £10; large lamps (HP4880), 35p each, 50 for £15, RED and GREEN LEDs £1 per pair. LED displays—TIL302 (or similar) £2-50 each, TIL312 (similar to M4N4) £2 each—limited quantity. TIL360 6 digit package £18, DL34 four digit package £15. DL62 (1 1/2") £6-50. Phosphor diode displays DG10 or DG12 £2 each.

CLOCKS CLOCKS CLOCKS

Bywood is now foremost in the LSI clock chip market (who else has four different clock chips in stock with two more on order?). MM5311—the original—£12-50. MK5017AN with alarm and radio controls £15-30. MK5017AA with alarm or MK5017BS with calendar, either of these two is offered with a PCB, socket and suitable displays (4 DG12s) at £24 or as a full kit with a Perspex case for £32.

Don't get bored, if none of the above fascinate you how about liquid crystal displays, DVM chips, etc! This technology is here to stay. Bywood have got it or can get it—give us a try.

VAT. All prices above EXCLUDE VAT, add 10%. P. & P. Please add 10p post and packing.

You can have clock data sheets for a S.A.E. or our 1973 catalogue (2nd issue) for 15p. (And we haven't even mentioned our calculators yet—but they are in the catalogue.)

You may phone us for help on 0442-62757 and you can use your ACCESS card for phone or personal purchases—Service from Bywood!

BYWOOD

ELECTRONICS
181 EBBERNS ROAD, HEMEL
HEMPSTEAD, HERTS. 0442 62757

BARGAINS

- Fa 100W, 18", 8/15 ohm £21-45
- Fane Pop 60W, 15", 8/15 ohm £12-25
- Fane Pop 50W, 12", 8/15 ohm £10-17
- Fane Pop 25/2 25W, 8/15 ohm £5-94
- Fane Pop 15 12" 15W, 8/15 ohm £4-40
- Fane 122/10a or 122/12 £9-90
- Fane Crescendo 15", 8 or 15 ohm £27-50
- Fane Crescendo 12", 8 or 15 ohm £24-20
- Fane 8" d/cone, 808T, 8 or 15 ohm £2-64
- Fane 8" d/cone, roll surr. 807T, 8 or 15 ohm £3-16
- Baker Group 25, 3, 8 or 15 ohm £6-00
- Baker Group 35, 3, 8 or 15 ohm £7-50
- Baker De Luxe 12" d/cone £9-62
- Baker Major £7-50
- EMI 13" x 8", 3, 8 or 15 ohm £2-25
- EMI 13" x 8" type 150 d/cone, 3, 8 or 15 ohm £2-56
- EMI 13" x 8" type t/w, 3, 8 or 15 ohm £3-85
- EMI 13" x 8" type 350, 8 ohm £2-35
- EMI 6 1/2" 93850, 4 or 8 ohm £2-80
- Elac 9" x 5" 59RML09, 15 ohm £2-53
- Elac 9" x 5" 59RMLL4, 8 ohm £2-53
- Elac 6 1/2" d/cone, 6RM220, 8 ohm £2-59
- Elac 6 1/2" d/cone, roll surr. 6RM171, 8 ohm £3-22
- Elac 4" tweeter TW4, 8 or 15 ohm £1-21
- Celestion PSB for Unilux £2-16
- Celestion MFL000 25W horn, 8 or 15 ohm £10-45
- Elac 5" 3 ohm £1-75
- Elac 7" x 4", 3 or 8 ohm £1-52
- Elac 8" x 5", 3, 8 or 15 ohm £1-93
- Wharfedale Bronze 8 RS/DD £3-11
- Wharfedale Super 8 RS/DD £5-50
- Wharfedale Super 10 RS/DD £9-20
- Goodmans 8P, 8 or 15 ohm £1-80
- Goodmans 10P, 8 or 15 ohm £4-49
- Goodmans 12P, 8 or 15 ohm £11-55
- Goodmans 15P, 8 or 15 ohm £17-05
- Goodmans 18P, 8 or 15 ohm £29-70
- Goodmans Twinaxiom 8 £6-79
- Goodmans Twinaxiom 10 £7-61
- Goodmans Axent 100 £6-60
- Eagle DT33 dome tweeter, 8 ohm £4-95
- Eagle HT15 tweeter, 8 ohm £3-46
- Eagle CT15 tweeter, 8 ohm £1-21
- Eagle MT10 tweeter £3-30
- Eagle CT10 tweeter £1-92
- Eagle Xovers CN23, 28, 216 £1-10
- Kef T27 £4-67
- Kef T15 £5-50
- Kef B110 £6-16
- Kef B200 £7-42
- Kef BL39 £10-72
- Kefkic 2 £12-75
- Richard Allan 12" d/cone, 3 or 15 ohm £2-20
- Richard Allan 8", 3, 8 or 15 ohm £2-20
- 10" x 6", 3, 8 or 15 ohm £1-92
- 8" x 5", 3 or 8 ohm £1-38
- 7" x 4", 3 or 8 ohm £1-38
- 3", 8 ohm or 80 ohm 65p
- 2 1/2", 64 ohm 65p
- Speaker matching transformer, 3/8/15 ohm £1-10
- Adasera Hiten 10", 10W, 8 or 15 ohm £2-80
- Adasera Top 20 12", 25W, 8 or 15 ohm £6-32

Stephen speaker kits and cabinets—send for illustrated brochure and list of recommended speakers.

Car stereo speakers—ask for leaflet.

PA/Disco amplifiers (carr. and ins. £1):

- Baker 100W £46-00
- Linear 30/40 £25-00
- Linear 40/60 £30-00
- Linear 80/100 £50-00

FREE with speaker orders over £7—"Hi-Fi Loud-speaker Enclosures" book.

All units guaranteed new and perfect.

Prompt despatch.

Carriage and insurance 25p per speaker.

(Tweeters and Crossovers 15p each.)

All prices quoted inclusive of V.A.T.

WILMSLOW AUDIO, Dept. PE

SWAN WORKS, BANK
SQUARE, WILMSLOW
CHESHIRE SK9 1HF



erny's

YOUR COMPLETE AUDIO-ELECTRONIC STORES

More of everything at the right price. All your electronic requirements within 200 yards - call and see for yourself.

INTEGRATED CIRCUITS

Why buy alternatives when you can buy the genuine article from us at competitive prices from stock. **BRANDED FROM TEXAS I.T.T. FAIRCHILD**



| Type | 1/11 | 12/24 | 26/99 | Type | 1/11 | 12/24 | 26/99 | Type | 1/11 | 12/24 | 26/99 |
|------------|------|-------|-------|---------|------|-------|-------|----------|------|-------|-------|
| SN7400 | 0.20 | 0.18 | 0.16 | SN7450 | 0.20 | 0.18 | 0.16 | SN74145 | 1.50 | 1.60 | 1.50 |
| SN7401 | 0.20 | 0.18 | 0.16 | SN7461 | 0.20 | 0.18 | 0.16 | SN74160 | 0.85 | 0.96 | 0.85 |
| SN7402 | 0.20 | 0.18 | 0.16 | SN7463 | 0.20 | 0.18 | 0.16 | SN74161 | 1.10 | 0.96 | 0.90 |
| SN7403 | 0.20 | 0.18 | 0.16 | SN7464 | 0.20 | 0.18 | 0.16 | SN74163 | 1.35 | 1.27 | 1.20 |
| SN7404 | 0.20 | 0.18 | 0.16 | SN7460 | 0.20 | 0.18 | 0.16 | SN74164 | 2.00 | 1.76 | 1.55 |
| SN7405 | 0.20 | 0.18 | 0.16 | SN7470 | 0.20 | 0.18 | 0.16 | SN74165 | 1.55 | 1.47 | 1.35 |
| SN7406 | 0.20 | 0.17 | 0.16 | SN7472 | 0.20 | 0.18 | 0.16 | SN74168 | 1.65 | 1.47 | 1.35 |
| SN7407 | 0.20 | 0.17 | 0.16 | SN7473 | 0.40 | 0.27 | 0.25 | SN74157 | 1.80 | 1.70 | 1.60 |
| SN7408 | 0.20 | 0.19 | 0.18 | SN7474 | 0.40 | 0.27 | 0.25 | SN74166 | 0.20 | 0.40 | 0.25 |
| SN7409 | 0.45 | 0.48 | 0.45 | SN7475 | 0.45 | 0.28 | 0.25 | SN74161 | 2.00 | 2.00 | 2.00 |
| SN7410 | 0.20 | 0.18 | 0.16 | SN7476 | 0.45 | 0.28 | 0.25 | SN74162 | 3.40 | 3.25 | 3.20 |
| SN7411 | 0.20 | 0.18 | 0.16 | SN7477 | 0.20 | 0.18 | 0.16 | SN74163 | 4.10 | 3.85 | 3.70 |
| SN7412 | 0.42 | 0.40 | 0.35 | SN7481 | 1.25 | 1.15 | 1.10 | SN74164 | 2.75 | 2.50 | 2.10 |
| SN7413 | 0.20 | 0.18 | 0.16 | SN7482 | 0.87 | 0.80 | 0.70 | SN74165 | 4.00 | 3.60 | 3.00 |
| SN7414 | 0.20 | 0.18 | 0.16 | SN7483 | 1.00 | 0.90 | 0.85 | SN74166 | 4.00 | 3.60 | 3.00 |
| SN7417 | 0.20 | 0.18 | 0.16 | SN7484 | 0.90 | 0.85 | 0.80 | SN74167 | 0.25 | 0.60 | 0.10 |
| SN7420 | 0.20 | 0.18 | 0.16 | SN7485 | 0.45 | 0.41 | 0.38 | SN74170 | 4.10 | 3.80 | 3.05 |
| SN7422 | 0.48 | 0.44 | 0.40 | SN7486 | 0.50 | 0.45 | 0.40 | SN74174 | 2.00 | 1.75 | 1.30 |
| SN7423 | 0.48 | 0.44 | 0.40 | SN7487 | 0.87 | 0.80 | 0.70 | SN74175 | 1.35 | 1.27 | 1.15 |
| SN7425 | 0.48 | 0.40 | 0.35 | SN7489 | 1.00 | 0.90 | 0.85 | SN74176 | 1.60 | 1.35 | 1.20 |
| SN7427 | 0.42 | 0.39 | 0.35 | SN7489 | 0.75 | 0.70 | 0.65 | SN74177 | 1.60 | 1.35 | 1.20 |
| SN7428 | 0.50 | 0.45 | 0.42 | SN7484 | 0.80 | 0.76 | 0.70 | SN74180 | 1.55 | 1.30 | 1.20 |
| SN7430 | 0.20 | 0.18 | 0.16 | SN7485 | 0.80 | 0.75 | 0.70 | SN74181 | 1.55 | 1.40 | 1.30 |
| SN7432 | 0.42 | 0.39 | 0.35 | SN7486 | 1.00 | 0.97 | 0.95 | SN74182 | 2.00 | 1.80 | 1.80 |
| SN7433 | 0.70 | 0.61 | 0.44 | SN7487 | 0.25 | 0.50 | 0.00 | SN74184 | 2.40 | 2.00 | 1.80 |
| SN7437 | 0.65 | 0.60 | 0.60 | SN74100 | 2.50 | 2.30 | 2.00 | SN74185A | 2.40 | 2.00 | 1.80 |
| SN7438 | 0.65 | 0.60 | 0.60 | SN74104 | 1.45 | 1.35 | 1.20 | SN74190 | 1.95 | 1.85 | 1.75 |
| SN7440 | 0.20 | 0.18 | 0.16 | SN74105 | 1.45 | 1.35 | 1.20 | SN74191 | 1.55 | 1.55 | 1.75 |
| SN7441ALAN | 0.70 | 0.72 | 0.70 | SN74107 | 1.00 | 0.95 | 0.90 | SN74192 | 2.05 | 1.80 | 1.80 |
| SN7442 | 0.76 | 0.72 | 0.70 | SN74110 | 0.80 | 0.70 | 0.80 | SN74193 | 2.00 | 1.80 | 1.80 |
| SN7443 | 1.00 | 0.95 | 0.90 | SN74118 | 1.00 | 0.95 | 0.90 | SN74194 | 2.50 | 2.25 | 1.90 |
| SN7445 | 2.00 | 1.75 | 1.60 | SN74119 | 1.60 | 1.78 | 1.65 | SN74195 | 1.85 | 1.70 | 1.60 |
| SN7446 | 2.00 | 1.75 | 1.60 | SN74121 | 0.80 | 0.65 | 0.60 | SN74196 | 1.50 | 1.40 | 1.30 |
| SN7447 | 1.75 | 1.60 | 1.45 | SN74122 | 1.85 | 1.75 | 1.60 | SN74197 | 1.50 | 1.40 | 1.30 |
| SN7448 | 1.75 | 1.60 | 1.45 | SN74123 | 2.70 | 2.55 | 2.47 | SN74198 | 4.80 | 3.70 | 3.35 |
| | | | | SN74141 | 1.00 | 0.95 | 0.90 | SN74199 | 4.60 | 3.70 | 3.35 |

PRICES OF 7400 SERIES ARE CALCULATED ON THE TOTAL NUMBER ORDERED REGARDLESS OF MIX

LARGER QUANTITY PRICES PHONE (01) 402 4891
HIGH POWER SN 74 HOO } Now in stock - send
LOW POWER SM 74 LOO } for list No. 36

A SELECTION OF SEMI-CONDUCTORS FROM STOCK

| | | | | | |
|------------|------------|------------|--------------|------------|--------------|
| AA50 10p | BC147 12p | BU105 2.25 | OC44 15p | TI843 85p | 2N3055 55p |
| AA52 10p | BC169C 12p | BY100 15p | OC45 15p | V405A 25p | 2N3440 75p |
| AA513 10p | BC182 10p | BY126 15p | OC57 60p | ZTX108 12p | 2N3442 1.25 |
| AC107 85p | BC134 15p | BY127 15p | OC71 16p | ZTX300 12p | 2N3525 75p |
| AC120 25p | BCY32 75p | BY218 35p | OC72 25p | ZTX301 15p | 2N3514 55p |
| AC127 25p | BCY34 35p | CI08D 85p | OC77 45p | ZTX302 18p | 2N3681 75p |
| AC128 25p | BCY39 1.00 | CI111 55p | OC81 25p | ZTX341 20p | 2N3702 10p |
| AC175 25p | BCY43 30p | GET115 65p | OC83 25p | ZTX500 15p | 2N3704 10p |
| AC187 25p | BCY43 25p | GET580 45p | OC140 55p | ZTX503 17p | 2N3705 10p |
| AC188 35p | BCY65 2.50 | LM309 25p | OC170 25p | 2G301 80p | 2N3714 1.80 |
| ACN17 30p | BCY92 1.50 | OC70 1.10 | OC71 1.87 | 2N404 20p | 2N3771 1.75 |
| ACN20 30p | BCY71 2.0p | OC200 45p | MAT121 25p | OC92 55p | 2N3773 2.00 |
| ACY21 30p | BCY72 2.0p | OC201 75p | MJE340 50p | OC202 80p | 2N3790 2.25 |
| ACY39 55p | BCY87 2.90 | OC203 60p | MJE370 70p | OC209 15p | 2N3819 35p |
| AD140 35p | BCZ11 50p | OC210 50p | MJE620 75p | OC211 1.25 | 2N3820 18p |
| AD149 50p | BD124 80p | OC271 1.25 | MJE290 55p | OC272 1.10 | 2N3826 85p |
| AD161 35p | BD131 75p | OC293 60p | ORP60 40p | OC294 1.10 | 2N3803 15p |
| AD162 35p | BD132 80p | OC295 60p | P346A 20p | OC296 1.10 | 2N3906 12p |
| AF117 20p | BF115 25p | OC310 75p | RAS310AF 45p | OC311 1.10 | 2N4061 18p |
| AF118 50p | BF167 25p | OC312 80p | RAS310AF 45p | OC312 80p | 2N4062 12p |
| AF124 25p | BF173 25p | OC313 80p | RAS308AF 45p | OC313 80p | 2N4125 15p |
| AF139 30p | BF179 25p | OC314 80p | TA283 75p | OC314 80p | 2N4671 35p |
| AF186 40p | BF180 30p | OC315 80p | TL229 30p | OC315 80p | 2N4677 55p |
| AF238 40p | BF194 15p | OC316 80p | TA283 75p | OC316 80p | 2N4677 55p |
| ASV27 30p | BF195 15p | OC317 80p | TL229 30p | OC317 80p | 2N5001 1.00 |
| ASV28 25p | BF261 25p | OC318 80p | TIP229A 25p | OC318 80p | 2N5012 10.00 |
| BA102 80p | BF599 25p | OC319 80p | TIP230A 25p | OC319 80p | 2N5018 6.25 |
| BA115 7p | BFX13 25p | OC320 80p | TIP231A 25p | OC320 80p | 2N5023 9.00 |
| BA145 15p | BFX34 75p | OC321 80p | TIP232A 25p | OC321 80p | 2N5031 50p |
| BA13 5p | BFX37 30p | OC322 80p | TIP233A 25p | OC322 80p | 2N5033 50p |
| BA136 7p | BFX88 20p | OC323 80p | TIP234 1.00 | OC323 80p | 2N5034 95p |
| BC107 10p | BFY50 20p | OC324 80p | TIP35A 1.50 | OC324 80p | 2N5035 1.00 |
| BC108 10p | BFY71 10p | OC325 80p | TIP35A 1.50 | OC325 80p | 2N5036 1.00 |
| BC109 10p | BFY52 20p | OC326 80p | TIP35A 1.50 | OC326 80p | 2N5037 1.00 |
| BC109C 12p | BFY64 50p | OC327 80p | TIP35A 1.50 | OC327 80p | 2N5038 1.00 |
| BC113 15p | BFY90 50p | OC328 80p | TIP35A 1.50 | OC328 80p | 2N5039 1.00 |
| BC115 15p | BSX38 8.00 | OC329 80p | TIP35A 1.50 | OC329 80p | 2N5040 1.00 |
| BC117 90p | BSY20 55p | OC330 80p | TIP35A 1.50 | OC330 80p | 2N5041 1.00 |
| BC143 35p | BSY27 15p | OC331 80p | TIP35A 1.50 | OC331 80p | 2N5042 1.00 |

QUANTITY DISCOUNTS

10% 12+ : 15% 25+ : ANY ONE TYPE
20% 100+ : 25% 250+ :

From above sections except integrated Circuits and Special Offers where discounts are included.
Minimum order value £1 please.
Postage 7p on all orders.

SPECIAL OFFERS! SEMI-CONDUCTORS

| | | | | |
|-----------|-----------|-----|-------------|-----|
| BFY90 | 1000 MC/S | 59p | 2N2726 | 10p |
| 25 + 50p | | | All Colours | |
| 100 + 45p | | | 25 + 9p | |
| 500 + 40p | | | 100 + 6p | |
| | | | 500 + 6p | |
| | | | 1000 + 5p | |

AF117 Mullard 25p

| |
|-----------|
| 25 + 17p |
| 100 + 15p |
| 500 + 12p |

OC170 Mullard 25p

| |
|------------|
| 25 + 20p |
| 100 + 18p |
| 500 + 15p |
| 1000 + 13p |

BY127 Mullard 15p

| |
|-----------|
| 25 + 12p |
| 100 + 10p |
| 500 + 9p |
| 1000 + 8p |

OA202 10p

| |
|-----------|
| 25 + 8p |
| 100 + 7p |
| 500 + 6p |
| 1000 + 5p |

OC35 Mullard 50p

| |
|------------|
| 25 + 45p |
| 100 + 40p |
| 500 + 35p |
| 1000 + 30p |

ZENER DIODES

400 M/W 5%

Miniature BZY 88 Range

| | | |
|--------------|----------|----------|
| All voltages | 9.3 Volt | 10p each |
| 25 + | 9p | |
| 100 + | 8p | |
| 500 + | 6.5p | |
| 1000 + | 5p | |

Any one type.

1 1/2 Watt 5%

Wire Ends

Metal Case

All voltages

8-8 1/2 PORT PAID

20p each

25 + 13p

100 + 18p

500 + 12p

1000 + 10p

Any one type.

3 Watt Plastic

Wire Ends 5%

3EZ Range

All voltages

6-8 1/2 Volt

30p each.

25 + 10p

| |
| --- |
| 100 + 8p |
| 500 + 6p |
| 1000 + 5p |

Any one type.

3 Watt Plastic

Wire Ends 5%

3EZ Range

All voltages

6-8 1/2 Volt

30p each.

25 + 10p

| |
| --- |
| 100 + 8p |
| 500 + 6p |
| 1000 + 5p |

Any one type.

3 Watt Plastic

Wire Ends 5%

3EZ Range

Bensham

Recording Ltd.

It's sound in a new light!

BRL Disco Equipment is something new, exciting and reliable. It comes from a team of audio-engineers whose thorough knowledge of the subject benefits you with quality, wide choice and, above all, **VALUE FOR MONEY**. Write, phone or call now for information. **All items in stock for prompt delivery.**

● STUDIOMINOR

Portable, self-contained, mains-powered mixer for two decks with pre-fade listen and mic. input with individual bass and treble controls. Output may be taken from front or rear. An attractively-priced, high-performance unit.

£28.00 plus VAT

● POWERMASTER 1

An outstandingly rugged, reliable power amplifier built to cope with the rigours of constant running at high outputs. Accepts outputs from most commercially-available mixers and, of course, both Bensham mixers. Up to 10 power-master amps may be operated simultaneously from 'Studiomaster' or 'Studiominor'. Full overload and output protection 4 o/p Transistors have total output dissipation capability up to 460 watts.

£48.50 plus VAT

● POWERMASTER 2

Basically similar to Powermaster 1, but with 200 watts R.M.S. output.

£69.00 plus VAT

● SOUNDLITE A

A comprehensive three-channel SOUND-TO-LIGHT convertor handling 1,000 watts per channel. Individual channel indicating lamps; override switches and interference suppression circuitry. Sensitive enough for use with all normal disco amps.

£35.00 plus VAT

● SOUNDLITE B

Operates directly from soundwaves and does not need connecting to main amplifier. Its sensitivity is such that a cough or finger-snap is sufficient to trigger the SOUNDLITE B into operation.

£38.50 plus VAT

● MULTIMIX 100

A beautifully engineered and very versatile 100-watt R.M.S. amplifier with four separately-controlled input channels plus master control, all sliders. Wide range of bass and treble controls. This robust, low distortion unit is ideal for P.A. as well as disco applications in clubs, pubs., etc.

£62.00 plus VAT

● MULTIMIX 50

A 50-watt R.M.S. version of the MULTIMIX 100

£48.50 plus VAT

BE FIRST to get to know and use this fine, new value for money equipment. Built for years of hard work. Write, phone or call—information on request.

Bensham Recording Ltd.

WORKS AND MAIL ORDER:

BENSHAM MANOR ROAD PASSAGE, THORNTON HEATH, SURREY.

DEMO ROOMS AND R.O.

333 WHITEHORSE ROAD, THORNTON HEATH, SURREY.

Telephone: 01-684 6385

COMPARE OUR PRICES

| Speakers Bargains | £p |
|---|------|
| E.M.I. 13in x 8in 3, 8 & 15 ohms plain | 2-00 |
| with tweeter | 2-25 |
| twin tweeter | 3-50 |
| Type 850-20 watt with tweeter 8 ohms, P.P. 37p. | 7-25 |
| 8in x 5in 3, 8 & 15 ohms | 1-10 |
| 7in x 4in 3 & 8 ohms | 90 |
| FANE 8in 8 ohm, dual cone | 2-10 |
| CELESTION 8in 16 ohm | 1-40 |
| BAKER GROUP 20 12in 25W 8 or 15 ohm | 6-00 |

Postage 25p per speaker

2 1/2in 8 or 16 ohm P.P. 10p

45

KH-form cabinets, tank

(17in x 10in x 8in)

2-95

with a 13in x 8in or 8in cut out

18in x 11in x 9in with 13in x 8in cut out for EMI 850

23-95

(12in x 12in x 8in) with a 8in x 6in or 8in cut out.

2-25

(please specify cut out)

Add 35p per Cabinet for post & packing

Microphone Bargains

MIC45 "ACOS" metal case, crystal hand

9p

GM 20 Crystal Hand

45

DX143 Dynamic, cassette-type stick

1-00

CM70 PLANET stick metal, switch crystal

1-45

DM160 Dynamic uni-dir, ball metal

3-75

UD130 50K/600 ohm uni-dir, ball metal

4-50

TW209 Lesson dual imp ball metal uni-dir

5-75

Condenser Mike uni-dir 600 ohm

7-95

Guitar mike

45

Lapel type, crystal

40

Postage 17p each

Cartridges—with standard fittings & styl

5p

GOLDRING G850

2-80

GOLDRING G800

4-40

| | |
|--|------|
| ACOS GP91/28C or GP91/38C stereo compatible | 95 |
| ACOS GP94 stereo ceramic | 1-50 |
| ACOS GP95 stereo crystal | 1-15 |
| ACOS GP96 stereo ceramic | 1-50 |
| 9THAC Sonotone stereo ceramic (diamond) | 1-70 |
| 9THAC/G Sonotone stereo ceramic (diamond) slimline | 1-70 |
| ACOS GP87/2C mono crystal | 65 |
| ACOS GP101 compatible crystal | 65 |
| 19-TI Sonotone stereo crystal | 80 |
| Postage 5p per cartridge | |

Battery Eliminators

240v input 6 or 9v d.c. output at 160 mA

1-90

240v input 8, 7 1/2 or 9v output at 300 mA

2-80

12v d.c. input (for cars, fits in lighter socket) 6, 7 1/2 or 9v d.c. output at 300 mA

2-80

P. & P. 10p

Tapes—"MYLAR" base finest quality British made.

5in 600ft 35p

5in 900ft 45p

5in 1200ft 55p

5in 1800ft 80p

5in 2400ft 95p

Postage 9p each

Plastic Library Cases for

5in Reels 16p

6 1/2in Reels 15p

7in Reels 21p

P. & P. 5p each

THIS MONTH'S SPECIAL OFFER

PLINTH to suit GARRARD 2025, SP25, etc. Teak finish complete with perspex cover.

Our price £28.20 P. & P. 50p

Add 10% V.A.T. on prices incl. P. & P.

RIVERSDALE ELECTRONICS

ALL OUR MERCHANDISE IS FULLY GUARANTEED


Mail Order Dept. E7/73,

P.O. Box 470,

Manchester M60 4BU

SEND 25p FOR COMPLETE CATALOGUE

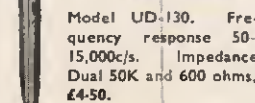
GUARANTEED




R.F. FIELD INDICATOR Model FL-30HA. Frequency Range: 5 ranges 1Mc/s to 250Mc/s, £3.




TAPE RECORDER LEVEL METER Model 200H. 500µA, 50p




CARDIOID DYNAMIC MICROPHONE Model UD-130. Frequency response 50-15,000c/s. Impedance Dual 50K and 600 ohms, £4.50.



4 1/2 in x 3 1/2 in METER. 30µA, 50µA or 100µA, £2.50.



MULTI-METER Model 200H. 20,000 ohm/volt, £4.80.



MULTI-METER Model C-7081GN. Range Doubler 50,000 ohm/volt, 15µA High Sensitivity Meter, £11.25.

All items advertised in previous numbers of this magazine still available. There is 10% V.A.T. charge on all items. Please add 10p for P. & P. on orders under £5. LARGE S.A.E. for List No. 5. Special prices for quantity quoted on request.

M. DZIUBAS

158 Bradshawgate • Bolton • Lancs. BL2 1BA

ALL OUR PRICES INCLUDE V.A.T.

BSR LATEST SUPERSLIM STEREO & MONO



Plays 12", 10" or 7" records. Auto or Manual. A high quality unit backed by BSR reliability with 18 months' guarantee. AG 800/850V Size 13 1/2 x 1 1/2 in. Above motor board 8 1/2 in. below motor board 2 1/2 in.

with STEREO and MONO XTAL £8.25 Post 25p.

PORTABLE PLAYER CABINET

Modern design. Black resin covered. Silver front grille.

Motor board cut for BSR deck £4.50 Post 25p

E.M.I. WOOFER AND TWEETER KIT £5.75

Post 25p.

Available separately

Woofer 24-25 Tweeter £1-90

Comprising a fine example of a Woof 10 1/2 x 6 1/2 in. with a massive Ceramic Magnet, 44oz. Gauss 18,000 lines. Aluminium cone centre to improve middle and top response. Also the E.M.I. Tweeter 3 1/2 in. square has a special light-weight paper cone and magnet flux 10,000 lines. Crescower condenser and full instructions supplied.

Impedance Standard 8 ohms
Maximum Power 12 watts
Useful Response 35 to 18,000 c/s
Base Resonance 45 c/s

SUBLE ENCLOSEURE 13 x 13 x 1 1/2 in. MODERN DESIGN, TEAK WOOD FINISH £9.90 Post 25p

SPECIAL OFFER!

SMITH'S CLOCKWORK 15 AMP FINE SWITCH



Single pole two-way. Surface mounting with fixing screws. Will replace existing wall switch to give light for return home, garage, automatic anti-burglar lights, etc. Variable knob. Turns on or off at full or intermediate settings. Two types available 0 to 60 minutes or 0 to 6 hours. Makers list price £4.50. Brand new and fully guaranteed. Fully insulated.

OUR PRICE £1.60. P. & F. 15p or 23 pail.

(PLEASE STATE TYPE A OR B WHEN ORDERING)

WEYRAD P50 — TRANSFORMER COILS

| | |
|--|---------------------------------|
| RA2W Ferrite aerial 75p | Spare Cores 3p |
| OC. P50/LAC 35p | Driver Trans. LPD7A 85p |
| I.F. P50/500 470 coils 35p | Printed Circuit, P50A 55p |
| 2nd L.F. P50/R50 35p | 3 B. Tuning Gans 65p |
| P50/1 or P50/2 35p | Weyrad Booklet 10p |
| P50/3 35p | OPT1 65p |
| Multid Ferrite Rod 8 x 1/4 in. 20p. 8 x 3/4 in. 20p. | |

VOLUME CONTROLS

80 Ohm Coaxial 4p. yd.

BRITISH AERIALS

AERAXIAL-AIE SPACED 40 yd. £1.40; 60 yd. £2.00

FRANGE LOW LOSS Ideal 625 and colour 10p. yd.

8in. or 10in. ELAC HI-FI SPEAKER



Dual cone plasticized roll surround. Large ceramic magnet. 50-60,000 c/s. Bass resonance 55 c/s. 8 ohm impedance. 8in 10 watts, 10in 12 watts music power.

£3.75 Post 25p

E.M.I. 13 1/2 x 8in. SPEAKER SALE!



With twin tweeters. And crescower. 10 watt. Size 3 or 8 or 15 ohm. As illustrated. Post 25p

With flared tweeter cone and ceramic magnet. 10 watt. Bass res. 45-80 c/s. Flux 10,000 gauss.

£2.75

State 3 or 8 or 15 ohm. Post 25p

Bookshelf Cabinet 18 x 10 x 8in. £5.50

Post 25p

BRITISH MADE STEREO MULTIPLEX DECODER £6.95

Post 15p

Brand New. 7 transistors Plus integrated circuit. Fibre-Glass printed circuit board. Size 2 1/2 x 8 1/2 in. Pre-Aligned. Complete with stereo beacon indicator. 12V d.c. operation. 400mV Output for 100mV Input. Full instructions for all your FM Tuner. Some technical experience essential.

BLANK ALUMINIUM CHASSIS. 18 a.w.g. 2 1/2 in sides 6 x 4 in 85p; 6 x 6 in 85p; 10 x 7 in 85p; 12 x 8 in 85p; 14 x 9 in 85p; 16 x 8 in 85p; 18 x 8 in 85p; 18 x 10 in 85p.

ALUMINIUM BOX 6 x 4 x 4 in 85p.

ALUMINIUM PANELS 18 a.w.g. 8 x 4 in 9p; 8 x 6 in 15p; 14 x 8 in 15p; 10 x 7 in 10p; 12 x 8 in 20p; 12 x 8 in 25p; 16 x 8 in 25p; 18 x 8 in 25p; 18 x 10 in 50p.

PAXOLIN PANEL 10 x 8 in 15p.

RADIO COMPONENT SPECIALISTS 337 WHITEHORSE ROAD, CROYDON

Illustrated Colour Brochure, Radio Books and Catalogue Lists 10p. (Minimum postage charge 15p.)

ANOTHER R.C.S. BARGAIN!

4 TRANSISTOR MONO AMPLIFIER

Powerful 3 watt output, 15 ohm. AG mains operated with transformer. 3-Controls, volume, treble, bass and On/Off switch with knob. Ready made on printed circuit board. Fused inputs and outputs. Famous make. £5.95 Post 25p

Suitable 7" x 4" speaker, £1.

R.C.S. STABILISED POWER PACK KITS

All parts and instructions with Zener Diode, Printed Circuit, Bridge Rectifier and Double Wound Mains Transformer input 200/240V a.c. Output voltages available 6 or 9 or 12 or 15 or 18 or 20V d.c. at 100mA or less PLEASE STATE VOLTAGE REQUIRED. £2.20 Post 15p

Details S.A.E. Size 3 1/2 x 1 1/2 in.

R.C.S. GENERAL PURPOSE TRANSISTOR PRE-AMPLIFIER BRITISH MADE

Ideal for Mike, Tape, P.U., Guitar, etc. Can be used with Battery 6-12V or H.T. line 200-300V d.c. operation. Size: 1 1/2 x 1 1/2 x 1 in. Response 25 c/s to 25 kcs, 28 dB gain. For use with valve or transistor equipment. £2.99 Post 10p

Full instructions supplied. Details S.A.E.

COMPACT PORTABLE STEREO HI-FI

Two full size loudspeakers 13 1/2 x 10 x 3 1/2 in. Player unit clips to loudspeakers making it extremely compact, overall size only 13 1/2 x 10 x 3 1/2 in. 8 watts per channel, plays all records 33 r.p.m., 45 r.p.m. Separate volume and tone controls. 240V AC mains. Attractive £25 carriage. Brown colour, weight 13 lb.

BRITISH FM/VHF TUNING HEAD

88 to 108 MHz British made. 2 Transistors ready aligned require 10-7 M/C/S I.F. Complete with tuning gang. Connections supplied but some technical experience essential. Our price £3.95 Post 20p

MAINS TRANSFORMERS

All post 25p each

Eagle MTL2 12-0-12V 90p

250-0-250 80mA 6-3V 3-5A, 6-3V 1A, or 5V 2A 22-50

350-0-350 80mA, 6-3V 3-5A, 6-3V 1A, or 5V 2A 23

300-0-300V 120mA, 6-3V 4A C.T., 6-3V 2A 23-25

MINIATURE 200V, 20mA, 6-3V 1A, 2 1/2 x 2 1/2 x 2 in 75p

MIDGET 220V 45mA, 6-3V 2A, 2 1/2 x 2 1/2 x 2 in 90p

HEATER TRANS. 6-3V 3A 60p

GENERAL PURPOSE LOW VOLTAGE. Tapped outputs at 2A, 3, 4, 5, 6, 8, 9, 10, 12, 15, 18, 24 and 30V 22-25

1A, 6, 8, 10, 12, 16, 18, 20, 24, 30, 35, 40, 48, 60V 22-25

2A, 6, 8, 10, 12, 16, 18, 20, 24, 30, 36, 40, 48, 60V 22-25

5A, 6, 8, 10, 12, 16, 18, 20, 24, 30, 36, 40, 48, 60V 22-75

3A, 5, 8, 13V 21.00, Ditto 5A £1.20

3A, 5, 8, 10, 13V, 5-0-5V 21.30, Ditto 5A £1.50

6-0-6 500 mA 90p

9V 1 amp 95p

12V 300 mA 75p

12V 500 mA 85p

12V 750 mA 95p

AUTO TRANSFORMERS. 115V to 230V or 230V to 115V. 150W 22-25; 500W 28-25; 750W 21.00; 1000W 21.5.

CHARGER TRANSFORMERS. Input 200/240V. For 6 or 12V, 1A, 21-20; 2A, 21-20; 4A, 22-50.

BATTERY CHARGERS. 1 1/2 A 22; 3A 23; 4A 24; 5A 24-50.

MAINS ISOLATING TRANSFORMER

Primary 0-110-240V. Secondary 0-240V. 3A. 720W. Insulated terminals. Varnish impregnated. Fully enclosed in steel case with fixing feet. OUR PRICE £10 Carr. Famous make. (Value 15) 50p

Can be used as 800W auto transformers 240-110V.

NEW ELECTROLYTIC CONDENSERS

| | | |
|-------------------|----------------------|--------------------------|
| 2/350V 14p | 250/25V 14p | 50+50/350V 35p |
| 4/350V 14p | 500/25V 20p | 80+100/350V 58p |
| 3/450V 14p | 1000/25V 35p | 32+32/350V 18p |
| 18/450V 15p | 1000/50V 47p | 32+32/450V 33p |
| 32/450V 20p | 8+16/450V 18p | 850+60/325V 50p |
| 25/25V 10p | 8+16/450V 20p | 32+32+32/350V 43p |
| 100/25V 10p | 18+16/450V 25p | 100+50+60/350V 48p |

LOW VOLTAGE ELECTROLYTICS.

1, 2, 4, 6, 8, 16, 25, 30, 50, 100, 200mF 15V 10p.

500mF 15V 15p; 25V 20p; 50V 30p.

1000mF 12V 17p; 25V 35p; 50V 47p; 100V 70p.

2000mF 6V 25p; 25V 42p; 50V 57p.

2500mF 50V 85p; 3000mF 25V 47p; 50V 65p.

5000mF 6V 25p; 12V 42p; 25V 70p; 50V 95p.

CERAMIC, 1pF to 0.01mF, 4p. Silver Mica 2 to 5000pF 10p.

FAPER 350V-0-1 4p, 0-5 13p; 1mF 15p; 2mF 150V 15p.

300V-0-001 to 0-05 4p; 0-1 5p; 0-25 8p; 0-47 25p.

SILVER MICA. Close tolerance 1%. 2-8-500pF 8p; 500-2-800pF 10p; 2-700-5-000pF 20p; 8-800pF-0-01, mid 30p each.

SWIFT GANG "0-0" 200pF + 175pF, 65p; 500pF standard 45p.

225pF + 355pF with 225pF + 355pF, slow motion drive 40p;

SHORT WAVE SINGLE, 10pF, 30p, 25p, 55p, 50pF, 55p.

NEON PANEL INDICATORS 250V AC/DC. Amber 30p.

RESISTORS. 1/4 W, 1W, 20p; 1/2 W, 10p; 2W, 5p; 10p to 10M.

HIGH STABILITY. 1/2 W 2% 10 ohms to 8 meg. 10p.

Ditto 5%. Preferred values 10 ohms to 10 meg. 4p.


WIRE-WOUND POTORS 5 watt, 10 watt, 15 watt, 10 ohms to 100k 10p each; 0-5 ohm to 8-2 ohms 10p.

TAPE OSCILLATOR COIL Valve type 35p.

ALL MODELS "BAKER SPEAKERS" IN STOCK

Hi-Fi Enclosure Manual containing 20 plans, designs, crossover data and cubic tables. 42p Post Free

BAKER 12in. MAJOR £10



30-14,500 c/s, 12in. double cone, woofer and tweeter cone together with a BAKER ceramic magnet assembly having a flux density of 14,000 gauss and a total flux of 145,000 Maxwell. Bass resonance 40 c/s. Rated 20W. NOTE: 8 or 8 or 15 ohms must be stated.

Module kit, 90-17,000 c/s with tweeter, crossover, baffle and instructions. £12.50 Post 25p

BAKER "BIG-SOUND" SPEAKERS Post 25p

| 'Group 25' | 'Group 35' | 'Group 50' |
|------------------|------------------|------------------|
| 12in. £8.80 | 15in. £9.90 | 15in. £22 |
| 25W | 35W | 50W |
| 3 or 8 or 15 ohm | 3 or 8 or 15 ohm | 3 or 8 or 15 ohm |

TEAK VEREBRED HI-FI SPEAKER CABINETS.

For 12in or 10in dia. speaker 20 x 13 x 9in. £2.90. Post 25p.

For 13 x 8in or 8in speaker 18 x 10 x 9in. £2.50. Post 25p.

For 8 x 6in speaker 16 x 8 x 6in. £4.00. Post 25p.

For 8in and Tweeter 12 x 8 x 6in. £4.00. Post 25p.

LOUDSPEAKER CABINET WADDING 18in wide, 15p ft.

GOODMANS 6 1/2in. HI-FI WOOFER

8 ohm, 10W. Large ceramic magnet. Special Gaurbic cone surround. Frequency response 30-12,000 c/s. Ideal P.A. £4

Columns. Hi-Fi Enclosure Systems, etc.

Suitable Cabinet 12 x 8 x 6 1/2 dia. Suitable Tweeter 22

ELAC CONE TWEETER

The moving coil diaphragm gives a good radiation pattern to the higher frequencies and a smooth extension of total response from 1,000 c/s to 18,000 c/s. Size 3 1/2 x 3 1/2 x 2 in. Rating 10W, 8 ohm or 15 ohm models. £1.90 Post 10p.

SPEAKER COVERING MATERIALS. Samples Large S.A.E.

Horn Tweeters 2-16kcs, 10W 8 ohm or 15 ohm £1.95.

De Luxe Horn Tweeters 2-18kcs, 15W, 15 ohm £3. TWO-WAY 2,000 c/s. CROSSOVERS 3 or 8 or 15 ohm 95p.

LOUDSPEAKERS F.M. 3 OHMS 7x4in., £1.85; 6 1/2in., £1.80; 8x5in., £1.80; 10in., £2.00; 8in., £1.75; 10x10in., £1.90.

SPECIAL OFFER! 80 ohm, 2 1/2 in., 2 1/2 in.; 35 ohm, 2 in., 25 ohm, 2 1/2 in. dia., 5 in. dia., 5 in. dia. £1 EACH

15 ohm, 3 1/2 in. dia., 6 x 4 in., 7 x 4 in., 8 x 4 in. £1 TYPE 3

2 ohm, 2 1/2 in., 2 1/2 in., 3 1/2 in. dia., 6 x 4 in. 8 ohm £1.50

RICHARD ALLAN TWIN CONE LOUDSPEAKERS 2in. diameter 4W; 1 1/2 in diameter 5W; 1 1/2 in diameter, 5W; 3 or 8 or 15 ohm models. £2.90 each. Post 15p.

VALVE OUTPUT TRANS. 25p; MIKE TRANS. 50-1 25p.

5 WATT MULTI-RATIO, 3, 8 and 15 ohms 30p.

Mike trans. mu metal 100-1 £1.25.

MAJOR 100 WATT ALL PURPOSE TRANSISTOR AMPLIFIER



4 inputs speech and music, 4 way mixing. Response 10-30,000 c/s. Matches loudspeakers, 8/16 ohm. A.C. 200/250V. Separate Treble and Bass controls. £4.90 Post Free

Guaranteed. Details S.A.E.

BARGAIN AM TUNER. Medium Wave. Transistor Superhet, Ferrite aerial. 9 volt. £4.95

BARGAIN 4 CHANNEL TRANSISTOR MONO MIKER.

Add musical highpitch and sound effects to recordings. Will mix Microphone, records, tape and tuner with separate controls into single output. 9V. £3.95

STEREO VERSION OF ABOVE £5.95

BARGAIN FM TUNER 88-108 Mc/s Six Transistor. 9V. Printed Circuit, Calibrated slide dial tuning. Walnut Cabinet. Size 7 x 5 x 4 in. £14.85

BARGAIN FM TUNER as above less cabinet £9.85

BARGAIN 3 WATT AMPLIFIER. 4 Transistor Push-Pull Ready built with volume control and on/off switch, 9 volt. £4.50

COAXIAL FLUX 10p. PANEL SOCKETS 10p. LINE 19p. OUTLET BOXES. SURFACE OR FLUX 25p.

NEON PANEL TWIN REDDOR FEEDER, 300 ohms, 5p yd.

JACK SOCKET 84d. open-circuit 14p, closed circuit 23p;

Chrome Lead-Socket 45p. Phone Plugs 5p. Phone Socket 5p.

JACK PLUGS 8d. Chrome 15p; 3-5mm Chrome 12p.

SOCKETS Chassis 3-pin 10p; 6-pin 10p. DIN SOCKETS Lead 2-pin 18p; 6-pin 15p. DIN PLUGS 3-pin 18p; 5-pin 25p.

VALVE HOLDERS, 6p; CERAMICS 8p; GLASS 8p.

20V RPM GEARED MOTOR 95p Post 25p.

840V A.C. mains.

Ideal for display/disco light wheels.

E.M.I. GRAM. MOTORS. 120V or 240V a.c. 2,400 £1

2-pole 70mA. Size 2 1/2 x 2 1/2 in. Post 25p.

Deluxe 4 Pole Motor 1,400 r.p.m. 42W size 8 1/2 x 8 1/2 in. Post 25p.

Practical Electronics Classified Advertisements

RATES: 9p per word (minimum 12 words). Box No. 20p extra. Semi-Display £7 per single column inch. Advertisements must be prepaid and addressed to Classified Advertisement Manager, "Practical Electronics" IPC MAGAZINES LTD., Fleetway House, Farringdon Street, London EC4H 4AD

EDUCATIONAL



TELEVISION TRAINING (MONOCHROME AND COLOUR)

This private College provides theoretical and practical training in Radio and TV Servicing. Courses of 16 months' duration, with daily attendance, are available for beginners and shorter courses for men with previous training in Electronics and Radio. Next course commences September 10th. Training courses in Marine Radiocommunication and Radar are also available. Write for prospectus to: London Electronics College, Dept. B/7, 20 Penywern Road, Earls Court, London SW5 9SU. Tel. 01-373 8721.

Department of ELECTRICAL AND ELECTRONIC ENGINEERING

4 year sandwich courses leading to C.N.A.A. Degrees in

ELECTRONIC ENGINEERING ELECTRICAL ENGINEERING ELECTRO MECHANICAL ENGINEERING

Designed cover all aspects of Electrical and Electronic Engineering. Both men and women are welcome on these courses.

H.N.D. in ELECTRICAL AND ELECTRONIC ENGINEERING

Further details may be obtained from the Head of Department of Electrical and Electronic Engineering, North Staffordshire Polytechnic, Beaconside, Stafford or telephone him at Stafford 52331.

Please quote reference 3525PE on both envelope and letter.



North Staffordshire Polytechnic

Stoke on Trent

&

Stafford

INTERESTED IN ELECTRONICS WITH PHYSICS?

A Higher National Diploma in Applied Physics at the North Staffordshire Polytechnic offers a study of the principles and practical uses of modern solid state devices and gives prospects for careers either in electronics or a wide variety of science based industries.

For further details write to Head of Physics Department, North Staffordshire Polytechnic, College Road, Stoke-on-Trent ST4 2DE.

SERVICE SHEETS

SERVICE SHEETS, Radio, TV, etc. 8,000 models. Catalogue 15p. S.A.E. enquiries. TELRAY, 11 Maudland Bank, Preston.

SERVICE SHEETS for Televisions, Radios, Transistors, Tape Recorders, Record Players, etc., from 5p with free Fault-Finding Guide. S.A.E. orders/enquiries. Catalogue 15p. HAMILTON RADIO, 47 Bohemia Road, St. Leonards, Sussex. Telephone Hastings 29066.

A SUCCESSFUL CAREER IN RADIO

Get the success you deserve—take an ICS home study course. Pass C&G, M.P.T. exams FIRST TIME! Free books. Low cost. Personal tuition. Send TODAY for FREE Guide on Radio, TV, Electronics, Electrical Engineering.

Name _____

Address _____

ICS

Dept. 730P
Stewarts Road,
London SW8 4UJ

ENGINEERS. Get a technical certificate. Postal courses in Engineering, Electronics, Radio, TV, Computers, Draughtsmanship, Buildings, etc., FREE book from: BLET (Dept. 20 IPE 28), Aldermaston Court, Reading, RG7 4PF. Accredited by CACC.

BOOKS AND PUBLICATIONS

THOSE 1,000 BANBURY UFO'S! Details our prediction. List 10p and S.A.E. Prediction Chart 50p. Flight Pattern 42p. R & E, Highlands, Needham, Suffolk.

DIGITAL COMPUTER Logic and Electronics. A four volume Self-Instructional course, £2.99 post free. Money back assurance. CAMBRIDGE LEARNING, 8a Rose Crescent, Cambridge.

SITUATIONS VACANT

MEN! £50 p. w. can be yours

Jobs galore! 144,000 new computer personnel needed by 1977. With our revolutionary, direct-from-America, course, you train as a Computer Operator in only 4 weeks! Pay prospects? £2500 + p.a. After training, our exclusive appointments bureau—one of the world's leaders of its kind—introduces you FREE to world-wide opportunities. Write or 'phone TODAY, without obligation.

London Computer Operators
Training Centre
M87, Oxford House
9-15 Oxford Street, W.1
Telephone 01-734 2874

127 The Piazza, Dept. M87
Piccadilly Plaza, Manchester 1
Telephone 061-236 2935

Electro-Medical Service
Department requires

ENGINEERS

for testing and servicing electronic apparatus. Applicants should be aged 20-30, and should be of O.N.C. standard.

Apply in first instance in writing to:

SIEREX LIMITED

Electro-Medical Department
Heron House, Wembley Hill Road
Wembley, Middlesex HA9 8BZ

FOR SALE

SEEN MY GAT? 5,000 items. Mechanical and Electrical Gear, and materials. S.A.E. K. R. WHISTON, Dept. PE, New Mills, Stockport.

TV LINE OUT-PUT TRANSFORMERS

Tidman Mail Order Ltd., 236 Sandycombe Road, Richmond, Surrey TW9 2EQ
01-948 3702

METER REPAIRS. Ammeters, Voltmeters, Multi-Range meters, etc., also Linear scale Transistorised Ohmmeters for sale. METER REPAIRS, 39 Chesholm Rd., London N16 0DS.

FIBRE OPTICS

Flexible Light Pipe for conveying light to inaccessible positions, Fibroflex Type 1. Glass 1-14mm effective dia. PVC sheathed, 44p per metre. (VAT inc.), P. & P. 10p. Any quantity.

Polariser Sheet up to 1 sq. ft. max. size, 161p per sq. in. (VAT inc.), P. & P. up to 6 in. square 10p; over 6 in. square 30p

- ★ Cut down glass
- ★ See those nixie tubes
- ★ Cross them for light control
- ★ Make your own strain gauge for plastics and glass

Circuit Board Etching Kits. Full instructions. £1-371 (VAT inc.), P. & P. 14p

Photographic CDS Light Calls—used (with part of original circuit free), 33p (VAT inc.), Post free.

All items are strictly C.W.O.

From: **ARVIN SERVICE COMPANY**
12 CAMBRIDGE ROAD
ST. ALBANS

CATALOGUE NO. 18. Electronic and Mechanical Components and manufacturers' surplus. Credit vouchers value 50p. Price 23p, including post. **ARTHUR SALLIS RADIO CONTROL LTD.**, 28 Gardner Street, Brighton, Sussex.

WANTED

TOP PRICES PAID

for new valves and components

Popular T.V. and Radio types
KENSINGTON SUPPLIES
(B) 367 Kensington Street
Bradford 8, Yorks.

RECEIVERS AND COMPONENTS

DRY REED INSERTS

Overall length 1.85" (Body length 1.1"). Diameter 0.14" to switch up to 500 mA at up to 250V D.C. Gold clad contacts, 69p per doz.; 44-12 per 100; £30-25 per 1,000; £275 per 10,000. All carriage paid.

G.W.M. RADIO LTD.
40/42 Portland Road, Worthing, Sussex BN9 3AB

Trampus electronix

Add 10% VAT to all prices. All brand new, no rejects. Money Back Warranty.



5V DIGITAL INDICATOR: 0-9DP socket and filter £1.45.
LED TYPE 7* 0-9DP DIL £2-25 each; 6 x £2-19 each. 4 digit type £11.
LIGHT EMITTING DIODES. All with data and panel clip. TIL 208 1" dia. 26p. Red 4" dia. type 26p. Green 75p.
INFRARED beam LED £1-10.
GAS detector £1-99. Ultrasonic transducer £2.
DALI PCB resist marking pen 89p. Copper board 12" x 8" SRBP 40p. FeC etch PAK 19p.
INTEGRATED CIRCUITS: with data if required.
IC LITE SWITCH: Photo amp/trigler 40mA/11-20V relay or TTL 87p. Dii relay £1-10.

IC digital clock

MOS/LSI type. 28 pin. 4 or 6 digit, 12/24hr. Chip with socket £18; PCB £1-69; KIT £21-49. DVM voltmeter £18. Data 39p. 3W AF amp £1-24.
741 D18 pin 28p; 709 19p. D11 89p; 748 20p; mono 710 39p. 585 TIMER/monostable osc. clock 99p.
REGULATORS: 1A 5 to 20V £1-49; 723 57p.
RECEIVER 2N34 £1-19. Mini RX KIT £1-99.
1310 stereo decoder for tuner £2-68. KIT £3-45.

NEW LOW PRICES

GATES 7400/1/2/3/4/5/10/20/30/40/50, etc., 14p each. 7413 27p; 7411 75p; 7447 £1-99; 7470 7472 29p; 7475 7474 39p; 275 80p; 7476 92p; 7480 59p; 7492 67p; 7480 69p; 7493 £1-10; 7480 37p; 7493 73p; 7494 83p; 7495 83p; 7496 89p; 74121 46p; 74141 99p; 74190/91/92/93/96 £2-30. DIL Plugs/IC case 10mm high 15 pin 39p.
DIL SOCKETS: low or high profile 5/14/16 pin 18p.
SEMICONDUCTORS: 2N3003 40p; BC107 8p; BC108 9p; BC109 9p; BC147/8/9 10p; BC167/8/9 13p; BC177/8/9 15p; BC182/3/4 10p; BC92/3/4 11p; BCY70/72 13p; BD131/2 55p; BFY50/51/52 15p; T883 UJT 24p; 2N706 11p; 2N3859 12p; 2N3926/50 8p; 2N2646 49p; 2N3003 17p; 2N3005 40p; 2N3614 65p; 2N3702/3/4/5/6/7/8/9/10/11 All 9p each.
FETS: 2N3819 27p; 2N3823 29p; SCR 400V: 1A 29p; 4A 55p. TRANSFORMER: 1A 6 and 12V £1.
CAPACITORS: Disc 220F to 0.1µF 4p. 25V electrolytic 10, 50, 100µF 5p; 1,000µF 15p. PRESETS 5p each. RESISTORS ½W 5% 14p each. CARBON POTS 12p each. Dual 40p. Switch +12p. All Din Plugs 13p; sockets 9p; Vero RRP.

FLUORESCENT LIGHTS 12VOLT £2.79

12" 8 watt fully built with diffuser.
TRIO and CODAR communications and Hi-Fi retailer. ELECTRONIC ORGAN'S from 267.
FW ELECTRONIC CAR IGNITION KIT 267.
VAT: YOU MUST ADD 10% (V) to all prices.
FREE CAT. S.A.E. Data sheets 8p each. P. & P. 8p. C.W.O.

P.O. BOX 29, BRACKNELL, BERKS.

COMPUTER PANELS. 9in x 7 1/4in long lead trans. and comps. E4, 8 trans., 27p (10p); E45, 16 trans., 44p (10p); E47, 10 trans., 28p (10p). Panel with epoxy and 2018 silicon transducer 4, 69p (12p).
METERES. 2in or 3in, three assorted, £1-15 (25p).
WIRE ENDED NEONS 10, 60p (8p); 20, 82p (8p). Bank of 5 with 5 C407 driver Trans., 86p (8p). Bank of 30 ditto, £2-20 (15p).
MAINS STEPPING SWITCH 22 WAY with reset. 89p (15p). RESETTABLE COUNTER, 8 figure 18/22V. will work on 12V. £2-20 (15p).
SILICON DIODES 850V 1A, 10 on tag board, 35p (5p). New 800V 1A, 6 for 25p (5p).
7400 SERIES IC. ON PANEL(S), 10, 32p (6p). COPPER GLAZED P.A. PANELS. 5 1/2in x 5 1/2in, quantity 6 for 39p (10p).
MIXED POLYSTYRENE'S. MICA CAPS. 100, 50p. 7th ASSORTED COMPONENTS, £1-69.
2th ASSORTED COMPUTER PANELS, £1-60.
S.A.E. 9in x 4in for list of computer panels, etc.

J.W.B. RADIO

75 Hayfield Road, Salford 6, Lancs
Postage in brackets Mail order only

BEDFORD ELECTRONICS

2 Grove Place • Bedford
Bedford MK43 9JL

YOUR LOCAL COMPONENTS SUPPLIER

PRECISION POLYCARBONATE CAPACITORS

Close tolerance. High stability. All 63V d.c.
0.47µF: ±5% 30p; ±2% 40p; ±1% 80p
1.0µF: ±5% 40p; ±2% 80p; ±1% 80p
2.2µF: ±5% 50p; ±2% 60p; ±1% 75p
4.7µF: ±5% 70p; ±2% 90p; ±1% £1-18
6.0µF: ±5% 80p; ±2% £1-15; ±1% £1-50
10µF: ±5% £1-10; ±2% £1-40; ±1% £1-80
15µF: ±5% £1-40; ±2% £2-10; ±1% £2-70

TANTALUM BEAD CAPACITORS. Values available 0.1, 0.22, 0.47, 1.0, 2.2, 4.7, 6.8µF at 35V, 10µF 25V, 15µF 20V, 22µF 15V, 33µF 10V, 47µF 6V, 100µF 3V—all at 9p each; 6 for 50p; 14 for £1. Special pack 6 off each value (78 capacitors) £5.

NEW!—TRANSISTORS. BC107, BC108, BC109. All at 9p each; 6 for 50p; 14 for £1. All brand new and marked. Full spec. devices. May be mixed to qualify for quantity prices. AF178 at 35p each or 3 for 95p.

POPULAR DIODES. IN194. 7p each; 8 for 50p; 18 for £1. IN916. 9p each; 6 for 50p; 14 for £1. IS44. 5p each; 11 for 50p; 24 for £1. All brand new and marked.

NEW LOW PRICE—400 mW Zeners. Values available 4.7, 5.6, 6.8, 7.5, 8.2, 9.1, 10, 11, 12, 13.5, 15V. Tol. ±5% at 5mA. All new and marked. Price 9p each; 6 for 50p; 14 for £1. Special offer 6 off each value (66 zeners) £4-25.

RESISTORS. Carbon film 5%, ½W at 40°C, ¼W at 70°C. Range from 2.2Ω to 2.2MΩ in E12 series, i.e. 10, 12, 15, 18, 22, 27, 33, 39, 47, 56, 68, 82 and their decades. High stability, low noise. All at 1p each; 8p for 10 of any one value; 70p for 100 of any one value. Special pack—10 off each value 2.2Ω to 2.2MΩ (730 resistors) 45.

40V A.C. CAPACITORS. 0.1µF, size 1 1/2in x 1in, 25p; 0.25µF, size 1 1/2in x 1in, 30p; 0.47µF and 0.5µF, size 1 1/2in x 1in, 35p; 1.0µF, size 2in x 2in, 45p; 2.0µF, size 2in x 1in 75p.

SILICON PLASTIC RECTIFIERS 15A—Brand new wire-wound DO-27 100PIV at 5p each or 4 for 30p; 400PIV at 9p each or 4 for 34p; 800PIV at 14p each or 4 for 50p.

5p post and packing on all orders below £5.

Please add 10% VAT to all orders

MARCO TRADING
(Formerly V. ATTWOOD)
Dept. E7, The Maltings, Station Road
Wem, Shropshire

5-N-Channel FETs 3819E—£1

Full specification devices complete with circuit details for building voltmeter, timer, ohmmeter, etc.
Send 10p for full list of field effect transistors and other top quality transistors available at bargain prices.

REDHAWK SALES LTD.
45 Station Road, Gerrards Cross, Bucks.
MAIL ORDER ONLY

BRAND NEW COMPONENTS by return. Electrolytics 16V, 25V, 50V—0.47, 1, 2.2, 4.7, 10 mF, 4p; 22, 47, 47µ (50V, 5p); 100, 51p (50V, 7p); 220, 6p (50V, 8p). Subminiature bead-type tantalums 0.1/35V, 0.22/35V, 0.47/35V, 1/35V, 2.2/35V, 4.7/35V, 10/16V, 8p. Mylar Film 100V—0.001, 0.002, 0.005, 0.01, 0.02, 2p; 0.04, 0.05, 3p; 0.068, 0.1, 31p. Polystyrene 83V E12 series 10-1,000µF, 2p; 1,200-10,000µF, 3p. Miniature highstab resistors, 5%, E12 series—Carbon Film ½W, 1Ω-10MΩ (10% over 1 MΩ). Metal Film ½W, 10Ω-2.2MΩ and 1W, 27Ω-10MΩ all 2p each. Postage 8p. The C.R. SUPPLY CO., 127 Chesterfield Road, Sheffield, S8 0RN.

Have you a bright idea? We specialise in the Design, Manufacture and testing of Electronic Circuits to your specification. We also manufacture a range of Professional Sound Effects Units, and our supply department can provide a large range of components by return of post. Please send us a detailed list of your requirements for a free quotation.

M.M. ELECTRONICS
25 Silver Street, Ottery St. Mary, Devon

R.T. SERVICES (MAIL ORDER ONLY)

77 Hayfield Rd., Salford 6, Lancs.

Mullard A.M. Module. I.F. Strip, LP1166, £1-10 inc. P.P.
F.M. Tuner with R.F. Stage and A.G.C., 3 plug-in transistors, neg. earth, $2\frac{1}{2} \times 2 \times 1\frac{1}{2}$ in with circuit, £1-37 $\frac{1}{2}$ inc. P.P.
Crouzet Geared Motors, 10-30-60 r.p.m. New, £1-54 inc. P.P.
UHF TV Tuners, Transistorised, £1-65 inc. P.P.
3BP1 with Base and Screen, £2-75 inc. P.P.
VCR138 CRT, New, boxed, £3-30 inc. P.P.
Brand New Panel VU Meters, $\frac{1}{2} \times \frac{3}{4}$ in calibrated, £3-30 inc. P.P.
Transformers, 7.5V + 7.5V 1A, 66p inc. P.P. 18-0-18V, 200mA + 24V, 37p inc. P.P. 9-0-9V, 100mA, 49p inc. P.P. 12-0-12V, 100mA 69p P.P. 20V 1A 88p inc. P.P.
Transformers, 52-0-52V, 1A + 22-0-22V, 200mA, £2-20 inc. P.P.
P.C. Board, S/S, $5\frac{1}{2} \times 5\frac{1}{2}$ in, 10 for 70p inc. P.P.
Panel with 5-200 PIV 1A SCRs + 14 OA200 diodes plus components 70p inc. P.P.
2,500 mfd 100VWV capacitor $4\frac{1}{2} \times 1\frac{1}{2}$ in. New, 85p inc. P.P.
Panel Meter 50uA. Brand new, $4\frac{1}{2} \times 3\frac{1}{2}$ in. £3-30.

BRAND NEW FULL SPEC. DEVICES SATISFACTION OR YOUR MONEY BACK

U.K. ORDERS—Add 10% VAT to total
MICROCIRCUITS: 709 24p; 710 36p; 723 51p; 741 27p; 748 37p; PA230 60p; SL402A
IC FET Op. Amp. £1-62. **SOLDERCON**
 IC Pin Sockets 0.5p per pin, **SOCKETS** 14 pin DIL HI or LO 12p each. **RECTIFIERS**: 1A 50V 31p; 100V 4p; 200V 43p; 400V 5p; 800V 9p; 1,000V 7p. **ZENERS** (BZY88 Series): 2V to 33V 8p each. **DIODES** 1N916 4p; OA90 6p; 1N4148 4p. **LED PANEL LAMP** with Bush and Data 28p. **DALO PC RESIST PEN** 66p. **TRANSISTORS**: 2N2926 BROWN 5p, RED 6p, ORANGE 7p, YELLOW 8p, GREEN 9p; 2N3053 15p; 2N3054 40p; 2N3055 35p; 2N3702 10p; 2N3704 10p; 2N3819 26p; 2N4058 12p; BC107A 8p; BC108A 8p; BC109B 8p; BC109C 8p; BCY70 15p; BFY50/51/52 15p; OC44/45/70/71 12p.
 Above prices on April 30. Check our list.

JEF ELECTRONICS (PE7)

York House, 12 York Drive, Grappenhall, Warrington WA4 2EJ. Mail Order Only. C.W.O. P. & P. at cost. 10p min. List free.

SPECIAL INTRODUCTORY OFFER OF BRAND NEW & MARKED COMPONENTS ALL PRICES INCLUDE V.A.T.

TRANSISTORS: BC107B, BC108A/B/C, BC109B/C all at 8p; BFY50/51 14p; 2N3055 38p. **DIODES**: 1N4148 4p; 1N914 4p. **CARBON FILM RESISTORS**: 1W, 5%, 1p each, 30p/50 any mix (220-2.2M) £12.

UNMARKED BARGAIN PAKS: These transistors have been properly tested and are guaranteed to have the specified life spreads. **Pak of 5 Plastic** BC108A hfe 240-500, 25p; **Pak of 5 Plastic** BC109B hfe 240-500, 25p; **Pak of 5 Plastic** BC1179A hfe 125-240, 25p; **Pak of 4**, BFY51 20p; **Pak of 4**, 2N697 20p. **DIODES**: Pak of 5 OA200 20p; Pak of 12 1N4148 20p.

C.W.O. P. & P. 10p. on orders below £4. Overseas at cost. S.A.E. for lists (free with orders). Mail Order only. Money back if not satisfied. **AFONIC** (Dept. PE), 18 YEW LANE ASHLEY, NEW MILTON, HANTS BH25 3BA

COMPONENTS GALORE. Pack of 500 mixed components manufacturers surplus plus one used. Pack includes resistors, capacitors, transistors, diodes, I.C., gang, pots, etc. Tremendous value. Send £1 plus 10p P. & P. C.W.O. to CALEDONIAN COMPONENTS, Fosterton Firs, Strathore Road, Thornton, File.

RADIO & TELEVISION AERIAL BOOSTERS £2-05, five television valves 45p. 50p bargain transistor packs, bargain £1 resistor and capacitor packs. UHF-VHF televisions £7-50. Carr. £1-50. S.A.E. for 3 leaflets. **VELCO ELECTRONICS**, Bridge St., Ramsbottom, Bury, Lancs.

BUILD A LOW COST NO I.C. SYNTHESISER PROJECT for £35 with surplus components. Contains ring mod., voc sustain electronic filter, white noise oscillators, puu, etc. For circuits, etc., send £1 to: **SARNA ELECTRONICS**, 6 Lower Clarence Road, Norwich.

TUNBRIDGE WELLS. Components from **TELESERVICE**, 108 Camden Road, Tunbridge Wells, Kent. Telephone 31803.

MISCELLANEOUS

AT LAST YOU CAN TRANSMIT AND FORGET ABOUT LICENCE EXAMINATIONS

because this Ministry approved transmitter/receiver kit does not use R.F. Your transmissions will be virtually SECRET since they won't be heard by conventional means. Actually it's TWO KITS IN ONE because you get the printed-circuit boards and components for both the transmitter AND receiver. You're going to find this project REALLY FUN-TO-BUILD with the EASY-TO-FOLLOW instructions. An extremely flexible design with quite an AMAZING RANGE—has obvious applications for SCHOOL PROJECTS, LANGUAGE LABORATORIES, SCOUT CAMPS, etc.

GET YOURS! SEND £5-80 (inc. VAT) NOW S.A.E. (for details) MAIL ORDER ONLY TO: 'BOFFIN PROJECTS' DEPT. KE2010 4 CONLIFFE ROAD STONELEIGH, EWELL, SURREY

HARDWARE—Screws, nuts, washers and other useful items in small quantities. Sheet aluminium to individual requirements, punched/drilled. Send 6p for list. **R.A.M.A.R. CONSTRUCTOR SERVICES**, 29 Shelbourne Road, Stratford-on-Avon, Warwickshire.

NEW FROM ELBON

L.E.D.'s (Red Emitting) ideally suited for panel indicators Price only: 33p each or £2-50 for 10

Light SENSITIVE SWITCHES

Two types available giving wide operating voltages:
 LITE-4C2 11V-20V working—£1 each—£8-50 for 10
 LITE-4C3 20V-50V working—£1 each—£8-50 for 10

Applications include: Relay, Trisc or Logic Drive, automatic light switching and door control, beam/break detection—burglar alarm, batch counting and code reading.

BARGAIN PACK!

2 LITE-4C2, 2 LITE-4C3 and 5 L.E.D.'s all for £5-00

ALL PRICES INCLUDE VAT, PACKING AND CARRIAGE

Please send C.W.O. to:

LITE-4C; ELBON, SUMMERFIELD, THE CRESCENT, WEST WITTERING, SUSSEX

FIBRE OPTIC SUPPLIERS (FE) P.O. BOX 702 · LONDON W10 6SL

FIBROFLEX SIZE 1: Glass fibre flexible light conduit, 1/4mm active dia. bundle sheathed in P.V.C. Supplied complete with epoxy resin and 10 ferrules. Prices: 5 metres, £2-97; 10m, £3-85; 25m, £6-60; 50m, £11; 100m, £17-15.

FIBROFLEX SIZE 4: 2.28mm active dia. with epoxy resin. Prices: 1m, £1-54; 2m, £2-75; 5m, £5-50; 10m, £9-90; 25m, £18-70.

CROFON 1610: 1.80mm active dia., 64 filament plastic light conduit. Prices: 1m, £1-32; 2m, £2-64; 5m, £5-50; 10m, £10-43; 25m, £22.

PLASTIC OPTICAL MONOFILAMENT: Type FP20, 0.5mm dia. unsheathed, 100m, £3-85; 200m, £6-60; 500m, £12-75. Type FP40, 1mm dia., 10m, £1-98; 25m, £3-85; 50m, £6-60; 100m, £12-10. Type FP60, 1.5mm dia., 5m, £1-98; 10m, £3-85; 25m, £7-70; 50m, £13-20.

MARE'S TAILS: Spray of several thousand glass fibres about 400mm long. Ready to use as part of decorative displays. £11 each.

HN2 LINEAR POLARIZER: 0.030in thick, 32% luminous transmittance, 0.005% extinction. Applications leaflet, inc. light intensity control, stress analysis, glare reduction, etc., supplied with orders. 2in x 2in square, £1-21 per pair. Prices include VAT, P. & P. and expansive booklet.

LOOK! NEW REDUCED PRICES

MUSIC

If your interest is in **SYNTHESISERS** and other **ELECTRONIC MUSIC** projects, you need our 1973 catalogue of circuit assemblies and units. Detailed and informative, complete with project layouts. Send 20p P.O. to: **TAYLOR ELECTRONIC MUSIC DEVICES** P.O. Box 42, Chester CH1 1PW

THERMOCOUPLES

Acramet and Acraspeed thermocouples, from IC are:-

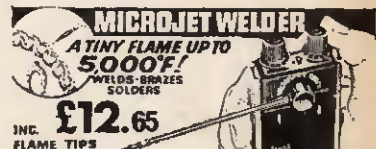
Extremely accurate for fluid, gas or metal temperature measurement.

Individually calibrated and carry a certificate valid a one year guarantee.

Available with immersion or contact, non-earthed, multiples, boss or plug.

Details available on request.

International Combustion Limited, Sinfitt Lane, Derby DE2 9GJ



MICRO-JET WELDER
 A TINY FLAME UP TO 5000°F!
 WELD-SOLDES SOLDER
£12.65
 INC. FLAME TIPS
 A precision tool using a combination of butane and compressed oxygen or micro-nox. Gives a flame of pencil lead thickness. Adjustable temperatures up to 5,000°F. Lights instantly, no priming. Cuts metals, welds, brazes and solders, etc., gold and silver. Ideal for electrical work, jewellers, clockmakers, silversmiths. Up to 40 minutes' operation using fuel supplied. Replacement set of 2 micronox and 1 butane cylinders £1-45 extra inc. post. Complete with instructions. Our price £12-65 + 35p p. & p. Send £13-90. JOHN DUDLEY & CO. LTD., Dept. PE7 301 Brickwood Lane, Child's Hill, London, N.W.2 Tel. 01-458 6917. Callers welcome.

Build the Mullard C.C.T.V. Camera

Kits are now available with comprehensive construction manual (also available separately at 76p) SEND 5" 7" S.A.E. FOR DETAILS TO: **CROFTON ELECTRONICS** 15/17 Cambridge Road, Kingston-on-Thames, Surrey KT1 3NG

ELECTRONICS FANATICS

whether beginner or advanced — we offer a range of over 35 SUPER projects.

Have you ever wanted to build A MACHINE THAT LEARNS? Or perhaps make a TEACHING DEVICE? Maybe you fancy the idea of an ELECTRONIC FANTASY MACHINE? How about a Thingy capable of REPRODUCING ITSELF? Whatever your electronic turn-of-mind, there's just GOT TO BE LOADS TO INTEREST YOU in the science-fiction world of BOFFIN.

GET YOUR CATALOGUE — SEND JUST 15p NOW!

MAIL ORDER ONLY

TO: BOFFIN PROJECTS

4 CONLIFFE ROAD
 STONELEIGH, EWELL
 SURREY

Designs by GERRY BROWN and JOHN SALMON and presented on TV.

GLASS FIBRE P.C. BOARD—large supplies available. $\frac{1}{8}$ in single sided one ounce copper, 2p per sq ft (under 1ft); 75p per sq ft (over 1ft). $\frac{1}{8}$ in double sided one ounce copper, 1p per sq ft (under 1ft); £1 per sq ft (over 1ft). Please add 10p per sq ft postage and packing. We can cut to your size at 1p per cut. **SOLID STATE LIGHTING**, The Firs, Smallworth Lane, Garboldisham, Diss, Norfolk.

GLEARING LABORATORY, scopes, V.T.V.M.'s, V.O.M.'s, H.S. recorders, transcription turntables, electronic testmeters, calibration units, P.S.U.'s, pulse generators, D.C. null-potentiometers, bridges, spectrum analysers, voltage regulators, sig-gens, MC relays, components, etc. Lower Beeding 238.

PSYCHEDELIC MINI-STROBE

A very POWERFUL, POCKET-SIZED STROBE-LIGHT that is SELF-CONTAINED and you can take anywhere. Go to parties and really BRAIN-FREEZE them with DAZZLING PSYCHEDELIC EFFECTS and STOP-MOTION FLASHES. Boffin's new MINI-STROBE kit constitutes a fully solid-state electronic device which is COMPLETE with FUTURISTIC case/reflector unit, printed-circuit board, electronics, and source-lamp—the only extra is a battery which you can buy locally. The whole thing can be easily built in a few hours.

A variable FLICKERING FASCINATOR! Adjustable flash-rate.

GET ONE (or two) NOW and BEGIN STEALING THE THUNDER at DISCOS and PARTIES with your own POCKET-LIGHTNING!

SEND £2-10 (inc. VAT) for YOUR MINI-STROBE. MAIL ORDER ONLY

To: Boffin Projects
4 Cunliffe Rd., Stoneleigh, Ewell, Surrey

ENAMELLED COPPER WIRE

| S.W.G. | 1lb Reel | 1/2lb Reel |
|--------|----------|------------|
| 10-14 | £1-15 | 65p |
| 15-19 | £1-10 | 65p |
| 20-24 | £1-18 | 68p |
| 25-29 | £1-25 | 75p |
| 30-34 | £1-30 | 80p |
| 35-40 | £1-40 | 85p |

Please add 10% to all above prices to cover VAT

The above prices cover P. & P. in U.K. Supplied by

INDUSTRIAL SUPPLIES

102 Parrswood Rd., Wittington, Manchester 20
Telephone No. 061-224 3553

CONSTRUCTION AIDS. Screws, nuts, spacers, etc., in small quantities. Aluminium panels punched to spec. or plain sheet supplied. Fascia panels etched aluminium to individual requirements. Printed circuit boards—masters, negatives and boards, one-off or small numbers. Send 6p for list. **RAMAR CONSTRUCTOR SERVICES**, 29 Shelbourne Road, Stratford-on-Avon, Warwks.

FIBRE GLASS BOARD. 1/4 in single sided 2p per square inch. Double sided 3p per square inch. Minimum order 50p. **F. H. FREEMANTLE**, 18 Pennine Road, Millbrook, Southampton.

P.E. SYNTHESISER KNOB KIT

Complete kit as Feb. Issue £3-91 post free
43 knobs, 7 calibrated discs.

DE LUXE KIT as above but calibrated for programming. £5-89 post free

Inclusive postage and V.A.T.

RE-AN PRODUCTS LTD.

Burnham Road, Dardford, Kent
Tel.: Dardford 20785

ALUMINIUM SHEET to individual sizes or in standard packs, 3p stamp for details. **RAMAR CONSTRUCTOR SERVICES**, 29 Shelbourne Road, Stratford-on-Avon, Warwks.

COMPONENTS—assorted packs. Good value £1 or £2 packs plus 15p postage. **C.W.O. B. WILYMAN**, 15 Sarsfield Road, Perivale, Middx.

P.E., NOVEMBER, 1967 to present. What Offers? **G. JAMES**, 15 Sarsfield Road, Perivale, Middx.

PRINTED CIRCUITS. Photographic and manufacturing service for both the amateur and professional. Single or multiple boards. 10-day delivery. Details: **E.M.O. PRODUCTS**, 4b Station Road, Woolston, Southampton.

LADDERS

LADDERS, 24½ft £9-80, carr. 80p. Please add 10% V.A.T. to total order. Leaflet. **HOME SALES LADDER CENTRE (PEE2)**, Haldane, Halesfield (1) North, Telford, Salop. Tel. 0952-586044.

ELECTRONIC BARGAINS

COMPAKS

Manufacturers' fall-outs which include functional and part-functional units. Ideal for learning and experimenting.

| | |
|--|-----|
| PAK 1 13 mixed 7400 series | 65p |
| PAK 2 10 unijunction T1543 | 55p |
| PAK 3 6 S.C.R.'s | 35p |
| PAK 4 50 silicon and germanium PNP and PNP transistors | 55p |

| | |
|-----------------------------|-----|
| Valve Equivalent Book | 40p |
| Transistor Equivalent Book | 40p |
| List over 3,000 equivalents | |

ACOUSTIC WADDING

Bonded Acrylic Fibre 1/4 in thick. Per square yard 50p

VYNIAR SPEAKER CLOTH

Black—Black and Silver—Black and Gold

| Sizes: | |
|-------------|-------|
| 18in x 25in | 60p |
| 36in x 25in | £1-10 |
| 36in x 50in | £2-20 |

Send S.A.E. for samples

SOLDERING IRONS

| | Retail Price | Our Price |
|--------------|--------------|-----------|
| Antex CCN240 | £1-98 | £1-58 |
| Antex CN240 | £1-87 | £1-49 |
| Antex X25 | £1-92 | £1-54 |

FERRANTI RADIO CHIP

ZN414 £1-23

AMPLIFIER MODULE

5 watt, 9 volt supply, 4, 8 or 16 Ω speaker, £3-30

Fully Guaranteed. Mail order only. P. & P. 13p. V.A.T. included. Cheque or P/O to:

T. F. J. ELECTRONICS

25 EASTBURY COURT
LEMSFORD ROAD
ST. ALBANS, HERTS.

4-STATION INTERCOM



£7-99

Solve your communication problems with this 4-Station Transistor Intercom system (1 master and 3 Subs), in de-luxe plastic cabinets for desk or wall mounting. Call/talk/listen from Master to Subs and Subs to Master. Ideally suitable for Business, Surgery, Schools, Hospital, Office and Home. Operates on one 9V battery. On/off switch. Volume control. Complete with 3 connecting wires each 66ft and other accessories. P. & P. 44p.

MAINS INTERCOM (new model)

No batteries—no wires. Just plug in the mains for instant two-way, loud and clear communication. On/off switch and volume control with lock system. Price £16-40. P. & P. 60p extra.

INTERCOM/BABY ALARM



£3-99

Same as 4-Station Intercom for two-way instant communication. Ideal as Baby Alarm and Door Phone. Complete with 66ft connecting wire. Complete with battery. P. & P. 30p.



£3-46

Why not boost business efficiency with this incredible De-Luxe Telephone Amplifier. Take down long telephone messages or converse without holding the handset. A useful office aid. On/off switch. Volume control. Complete with battery. P. & P. 24p. Full price refunded if not satisfied in 7 days.

WEST LONDON DIRECT SUPPLIES (PE/7)
109 KENSINGTON HIGH STREET, LONDON, W.8

DECADE TTL COUNTER UNIT

COMPLETE OR IN KIT FORM

COMPLETE UNIT

Decade TTL Unit on fibreglass PCB using 74 series TTL to count up to 18MHz with Nixie tube display. These units may be coupled to provide a multi-digit readout for Frequency Counters, Timers, DVM's, Batch Counters etc. (Application details not available) Requires 200/250V D.C. & 5V D.C. reg.

KIT PRICE: £5.06 plus 10p p&p

ASSEMBLED AND TESTED £5.40 plus 10p p&p

TRANSFORMER, 200/250V to 6V, 1A & 250V for decade power supply, with circuit using 5V Regulator I/C. £2.20 plus 20p p&p

COMPONENTS

400V, 8A Triac isolated tab type 1L48, 125A surge 85p
32V Diac Type D30 suitable for triggering 1L48 23p
5V Voltage Regulator I/C, T03 case 600 mA output from 7.5V—15V D.C. input, with instructions £1.98
Heat Sink, T03, twisted vane, 8°C/W for 5V Regulator 20p
BC 107, BC 108 6p
(All plus 6p p&p)

Prices include VAT. Please send c.w.o. to:

DEXTER & COMPANY

1 ULVERHOUSE 19 KING STREET
CHESTER CH1 2AH

Tel: 0244-25883

ZIGGY'S 2001 ELECTRONICS Co. Ltd. RARE BARGAINS



SPECS. MULTIMETER U4324. Sensitivity 20,000 ΩV DC. Usually high current ranges. 3 amps a.c./d.c. Voltages AC3 to 900V d.c. 0.6 to 1200V. Resistance 500 Ω to 20,000 Ω. Transmission level -10 to +12dB. This high quality instrument has diode protection. Complete with test leads, batteries, etc. PRICE £8 plus 25p post, etc.

MULTIMETER 4131. Similar to above but special features include 3 amp current range and instrument is housed in metal case with carrying handle. (Illustrated leaflet sent on request.) ONLY £9-50 plus 25p P. & P.

SANWA 1F-5D. Diode protected. D.C. and A.C. volts 0-500V. D.C. current 0-500 mA. Res. 0-1M Ω. £5-95. P. & P. 20p.

EAGLE LT700 TRANS., LT44 TRANS. Our price 32p each, postage 6p.

ARE YOU HUMBLE ABOUT YOUR RUMBLE? SP25 drive wheels, 65p plus 5p P. & P. MP60 drive wheels, 65p plus 5p P. & P.

SUBMINIATURE TOGGLE SWITCHES—very useful, very small. S/P 25p, DP/ST, 33p. Postage 5p each, over 10, post free.

SUBMINIATURE MAINS TRANSFORMERS. Eagle MT6, 6-0-6, 100 M/A, 60p, postage 10p.

MINIATURE TYPE MAINS TRANSFORMERS. Eagle Type MT280, 6-0-6 250 M/A, £1-30; MT150, 12-0-12, 150M/A, £1-20; MT100, 24-0-24, 100 M/A, £1-20. R/S types, 13V, 0.5 amp. C. Tapped, £1-06, 16-3V, 0.3 amp. C.T., £1-06. Post 15p on min. size.

DIAMOND STYL FOR SONOTONE 9TAHC, LP/78, 65p plus 5p P. & P. LP/LP, 95p plus 5p P. & P.

FOR A SPEEDY DELIVERY OF THESE MINT CONDITION COMPONENTS PLEASE SEND C.W.O. TO ZIGGY'S 2001 ELECTRONICS CO. LTD., DEPT. P.E.3, 34 MABLEY STREET, LONDON, E.9.

N.B.—Please add 10% for VAT—Sorry.

BUILD A CHORDING PROFESSIONAL SYNTHESISER



The Synthesiser shown above is the Dewtron "Apollo" A.1, which we sell ready-built to professionals. Believe it or not, it uses the SAME precision modules as we sell to you, the Constructor, to build any kind you like. The revolutionary Modumatrix system of routing makes old-fashioned patching a thing of the past. VCO-2 voltage-controlled oscillator module has accurate built-in log-law for chording and other professional effects. 3 and 4 octave keyboards and contacts.

VCO-2 STABLE, PRECISION V/C OSCILLATOR gives SINE, TRIANGULAR AND SQUAREWAVE outputs, 1 volt/octave voltage control. £22 each or £25 each 2 or more matched. **SHE-1 SAMPLE, HOLD AND ENVELOPE MODULE** gives variable attack, sustain, touch sensitive playing when used with VCO-2 signals. £15. OFT-1 chording module £7.50. Modules (except VCO-1) guaranteed two years.

With over 7 years' unblemished reputation in these pages, Dewtron continues to lead in new technical developments in electronic sound effects! Ask any of our customers. See our products in the music stores, too. Suppliers of special equipment to leading group. Our modules are used in professional equipment by other manufacturers and in our own built synthesisers, e.g. "Gipsy" G.I. Approved by the Association of Musical Instrument Industries. Send 15p for full catalogue of our famous musical effects.

D.E.W. LTD.

254 Ringwood Road, FERNDOWN, Dorset BH22 9AR

Dewtron

using (Regd. Trademark)

PROFESSIONAL MODULES CASH SAVINGS

by buying modules and parts in bulk! All modules are available separately:
Ring Modulator RM2, £8. Voltage-controlled Oscillator VCO1, £10-50, giving sawtooth and square-wave outputs. Envelope shapers, ES1, self-triggered or ES2 keyboard-triggered, either type £13. White noise type WN1, £7. Voltage-controlled amplifier VCA1, £10. Voltage-controlled selective amplifier (filter for waa-waa, etc.) SA1, £12. Voltage-controlled Phase PH1, £17. Automatic Announcement Fader module for fading of music by microphone announcement, AF1, £9. etc., etc. ALL MODULES ARE BUILT, TESTED AND SEALED FOR LONG LIFE. Simply connect coloured wire connections as per easy instructions, build cabinet and wire in controls and patchboard connections! Joystick controls £4-50. REVERB Module and spring unit £15. V.A.T. 10% extra. V.A.T. paid orders over £75.

FERRANTI

ZN414 Radio i.c.

only £1.32 WITH DATA

WE ARE SPECIALISTS IN FERRANTI SEMICONDUCTORS

| | | | |
|------------|------------|------------|---------------|
| BFS59 15p | ZTX310 9p | ZTX504 43p | ZS170 10p |
| BFS60 20p | ZTX311 10p | ZTX510 17p | ZS171 13p |
| BFS61 20p | ZTX312 10p | ZTX530 21p | ZS172 16p |
| BFS96 15p | ZTX313 11p | ZTX531 22p | ZS174 17p |
| BFS97 23p | ZTX314 13p | ZTX550 17p | ZS176 23p |
| BFS98 20p | ZTX320 31p | ZTX551 17p | ZS178 38p |
| ZTX107 9p | ZTX330 15p | 2N3055 72p | ZS270 11p |
| ZTX108 8p | ZTX331 16p | * DIODES * | ZS271 16p |
| ZTX109 11p | ZTX382 13p | ZS120 8p | ZS272 18p |
| ZTX212 14p | ZTX383 15p | ZS121 10p | ZS274 19p |
| ZTX213 14p | ZTX384 18p | ZS122 13p | ZS276 26p |
| ZTX214 15p | ZTX450 17p | ZS123 16p | ZS278 37p |
| ZTX300 12p | ZTX451 17p | * ZENERS * | |
| ZTX301 13p | ZTX500 12p | ZS124 18p | KS030A to |
| ZTX302 17p | ZTX501 13p | ZS140 25p | KS180A— |
| ZTX303 14p | ZTX502 17p | ZS141 43p | all types 19p |
| ZTX304 21p | ZTX503 14p | ZS142 33p | |

ALL DEVICES TOP GRADE, BRAND NEW, AND FULLY GUARANTEED

WE CAN SUPPLY ANY FERRANTI DEVICE. Send S.A.E. for quotation
PRICES SLASHED! RCA CA3090Q £3-25; CA3075 99p. Limited quantity only.

P. E. Triffid. ZT1711 24p; 2N1132 25p.
POSTAGE AND PACKING 10p—Free over £2. Send S.A.E. for our full price list and data sheet.

ALL PRICES INCLUDE V.A.T.

DAVIAN ELECTRONICS

PO BOX 38, OLDHAM, LANCs. OL2 6XJ

STEREO IC DECODER

HIGH PERFORMANCE PHASE LOCKED LOOP (as in "W.W." July '72)
MOTOROLA MC1310P

EX STOCK DELIVERY

Specn. Separation: 40dB 50Hz—15kHz. Distortion: 0.3%. I/P level: 560mV rms. O/P level: 495mV rms per channel. Input impedance: 50k. Power requirements: 8-12V @ 16mA. Will drive up to 75mA stereo 'on' lamp or LED. Simple to build.

KIT COMPRISES FIBREGLASS PCB
(Printed and tinned), Resistors, I.C., Capacitors, Preset Potm. and Instructions. Only £3-50 post free + V.A.T.
LIGHT EMITTING DIODE (Red)
Suitable as stereo 'on' indicator. For above with panel mounting clip and instructions. Only 35p + p.p. + V.A.T.
MC1310P only £2-77 + p.p. 6p + V.A.T.
14 PIN DIL SOCKETS. 16p each + V.A.T.

NOTE.—As the supplier of the original decoder kit, of which we have sold literally thousands, our customers can benefit from our wide experience.

Fi-Comp Electronics

BURTON ROAD, EGINGTON, DERBY DE6 6GY

BAKER 12" MAJOR £9-90

30-14,500 cps. Double cone woofer and tweeter combination. Baker ceramic magnet assembly, flux density 145,000 gauss. BASS RESONANCE 40 cps 20 watt RMS.

MAJOR MODULE KIT £12-50

30-17,000 cps. response. Tweeter, crossover and baffle as illustrated.

BAKER LOUSPEAKERS

| | |
|--------------------------|---------------------------|
| Regent 12 in. 15W £9-90 | Superb 12 in. 20W £16-50 |
| Major 12 in. 20W £9-90 | Group 25 12 in. 25W £8-90 |
| Deluxe 12 in. 15W £11-90 | Group 35 12 in. 35W £9-90 |

ALL PRICES
INCLUDE V.A.T.


BAKER LOUSPEAKER CO., BENSAM MANOR PASSAGE
THORNTON HEATH, SURREY Tel. 01-484 1665
LOUSPEAKERS CATALOGUE AND ENCLOSURE PLAN 5p

FREE!

Over 150 ways to engineer a better future

HIGHER PAY A BETTER JOB SECURITY

find out how in just 2 minutes



Practical Radio & Electronics Certificate course includes a learn while you build **3 transistor radio kit.**

Everything you need to know about **Radio & Electronics** maintenance and repairs for a **spare time income** and a **career** for a better future.

CUT OUT THIS COUPON

Tick or state subject of interest. Post to address below.

| | | |
|--|--|--|
| <input type="checkbox"/> MECHANICAL | <input type="checkbox"/> Man. Prod.—cont. | <input type="checkbox"/> Construction—cont. |
| <input type="checkbox"/> A.M.S.E. (Mech.) | <input type="checkbox"/> Quality Control | <input type="checkbox"/> Building Drawing |
| <input type="checkbox"/> Boiler Inspect. & Operation | <input type="checkbox"/> Salesmanship | <input type="checkbox"/> Build. Foreman |
| <input type="checkbox"/> C & G Eng. Crafts | <input type="checkbox"/> Storekeeping | <input type="checkbox"/> Carpenry & Join. |
| <input type="checkbox"/> C & G Fabricat. | <input type="checkbox"/> Work Study | <input type="checkbox"/> Civil & Municipal |
| <input type="checkbox"/> Diesel Eng. | <input type="checkbox"/> Management | <input type="checkbox"/> Engineering |
| <input type="checkbox"/> Eng. Inspection | <input type="checkbox"/> DRAUGHTSMANSHIP | <input type="checkbox"/> Constructional |
| <input type="checkbox"/> Eng. Metallurgy | <input type="checkbox"/> A.M.I.E.D. | <input type="checkbox"/> Engineering |
| <input type="checkbox"/> Inst. Eng. & Tech. | <input type="checkbox"/> Design of Elec. Machines | <input type="checkbox"/> Construction |
| <input type="checkbox"/> Inst. Motor Ind. | <input type="checkbox"/> Die & Press Tool Design | <input type="checkbox"/> Surveyors |
| <input type="checkbox"/> Mainten. Eng. | <input type="checkbox"/> Electrical Draughtsmanship | <input type="checkbox"/> Institute |
| <input type="checkbox"/> Mechanical Eng. | <input type="checkbox"/> Gen. Draughtsmanship | <input type="checkbox"/> Clerk of Works |
| <input type="checkbox"/> Sheet Metal Work | <input type="checkbox"/> Jig & Tool Des. | <input type="checkbox"/> Council Eng. |
| <input type="checkbox"/> Welding | <input type="checkbox"/> Techn. Drawing | <input type="checkbox"/> Geology |
| <input type="checkbox"/> ELECTRICAL & ELECTRONIC | <input type="checkbox"/> RADIO & TELE-COMMUNICATIONS | <input type="checkbox"/> Health Eng. |
| <input type="checkbox"/> A.M.S.E. (Elec.) | <input type="checkbox"/> Colour TV | <input type="checkbox"/> Hydraulics |
| <input type="checkbox"/> C & G Elec. Eng. | <input type="checkbox"/> C & G Radio/TV | <input type="checkbox"/> Inst. of Builders |
| <input type="checkbox"/> C & G Elec. Inst. | <input type="checkbox"/> C & G Telecomm. Tech. | <input type="checkbox"/> Inst. Works & Highway Sup. |
| <input type="checkbox"/> C & G Elec. Tech. | <input type="checkbox"/> Prag. Rad. Elec. (with Kit) | <input type="checkbox"/> Painting & Dec. |
| <input type="checkbox"/> Computer Elec. | <input type="checkbox"/> Radio Amateurs Exam. | <input type="checkbox"/> Public Hygiene |
| <input type="checkbox"/> Elec. Maths | <input type="checkbox"/> Radio Servicing & Repairs | <input type="checkbox"/> Road Engineer. |
| <input type="checkbox"/> Elec. Science | <input type="checkbox"/> Radio & TV Eng. | <input type="checkbox"/> Structural Eng. |
| <input type="checkbox"/> Electronic Eng. | <input type="checkbox"/> Trans. Course | <input type="checkbox"/> Surveying |
| <input type="checkbox"/> Electrical Eng. | <input type="checkbox"/> TV Main. & Serv. | <input type="checkbox"/> GENERAL |
| <input type="checkbox"/> Install. & Wiring | <input type="checkbox"/> AUTO & AERO | <input type="checkbox"/> Agricultural Eng. |
| <input type="checkbox"/> Meters | <input type="checkbox"/> Aero Eng. | <input type="checkbox"/> Council of Eng. Inst. |
| <input type="checkbox"/> & Measuring Instruments | <input type="checkbox"/> A.M.I.M.I. | <input type="checkbox"/> Farm Science |
| <input type="checkbox"/> MANAGEMENT & PRODUCTION | <input type="checkbox"/> A.E.C. Cert. | <input type="checkbox"/> General Educat. |
| <input type="checkbox"/> Auto. Control | <input type="checkbox"/> Auto Engineer. | <input type="checkbox"/> Gen. Plastics |
| <input type="checkbox"/> Computer Prog. | <input type="checkbox"/> Auto Repair | <input type="checkbox"/> Pract. Maths |
| <input type="checkbox"/> Electronic Data Processing | <input type="checkbox"/> C & G Auto. Eng. Garage | <input type="checkbox"/> Pract. Slide Rule |
| <input type="checkbox"/> Estimating | <input type="checkbox"/> Management | <input type="checkbox"/> Pure & Applied Maths |
| <input type="checkbox"/> Foremanship | <input type="checkbox"/> MAA/IMI Dipl. | <input type="checkbox"/> Refrigeration |
| <input type="checkbox"/> Inst. Cost & Man. Accounts | <input type="checkbox"/> Motor Vehicle Mechanics | <input type="checkbox"/> Rubber Tech. |
| <input type="checkbox"/> Inst. Marketing | <input type="checkbox"/> CONSTRUCTIONAL | <input type="checkbox"/> Sales Engineers |
| <input type="checkbox"/> Management | <input type="checkbox"/> A.M.S.E. (Civil) | <input type="checkbox"/> Tech. Report |
| <input type="checkbox"/> Metrication | <input type="checkbox"/> Architecture | <input type="checkbox"/> Writing |
| <input type="checkbox"/> Motor Trade Man. | <input type="checkbox"/> Coaching for many major exams, including C & G and assistance to O.C.B.N.C. | <input type="checkbox"/> Timber Trade |
| <input type="checkbox"/> Network Plan. | | <input type="checkbox"/> University Ent. |
| <input type="checkbox"/> Numerical Cont. | | <input type="checkbox"/> G.C.E. |
| <input type="checkbox"/> Operational Research | | <input type="checkbox"/> 5B 'O' & 'A' LEVELS SUBJECTS Over 10,000 group passes |
| <input type="checkbox"/> Personnel Man. | | |
| <input type="checkbox"/> Planning Eng. | | |
| <input type="checkbox"/> Production Eng. | | |

That's how long it will take you to fill in the coupon. Mail it to B.I.E.T. and we'll send you full details and a free book. B.I.E.T. has successfully trained thousands of men at home - equipped them for higher pay and better, more interesting jobs. We can do as much for YOU. A low-cost B.I.E.T. home study course gets results fast - makes learning easier and something to look forward to. There are no books to buy and you can pay-as-you-learn.

Why not do the thing that really interests you? Without losing a day's pay, you could quietly turn yourself into something of an expert. Complete the coupon (or write if you prefer not to cut the page). No obligation and nobody will call on you . . . but it could be the best thing you ever did.

Others have done it, so can you

"Yesterday I received a letter from the Institution informing that my application for Associate Membership had been approved. I can honestly say that this has been the best value for money I have ever obtained - a view echoed by two colleagues who recently commenced the course".—Student D.I.B., Yorks.

"Completing your course, meant going from a job I detested to a job that I love, with unlimited prospects".—Student J.A.O. Dublin.

"My training with B.I.E.T. quickly changed my earning capacity and, in the next few years, my earnings increased fourfold".—Student C.C.P., Bucks.

FIND OUT FOR YOURSELF

These letters - and there are many more on file at Aldermaston Court - speak of the rewards that come to the man who has given himself the specialised know-how employers seek. There's no surer way of getting ahead or of opening up new opportunities for yourself. It will cost you a stamp to find out how we can help you. Write to B.I.E.T. Dept. BPE06, Aldermaston Court, Reading RG7 4PF.

POST TODAY FOR A BETTER TOMORROW

To B.I.E.T., Dept. BPE06 Aldermaston Court, Reading RG7 4PF **BPE06**

NAME _____
 Block Capitals Please
 ADDRESS _____

 OTHER SUBJECTS _____ AGE _____

Accredited by C.A.C.C.

BRITISH INSTITUTE OF ENGINEERING TECHNOLOGY

Published approximately on the 15th of each month by IFG Magazines Ltd., Fleetway House, Farringdon Street, London, E.C.4. Printed in England by Chapel Hill Press, Andover, Hants. Sole Agents for Australia and New Zealand—Gordon & Gotch (A/asia) Ltd.; South Africa—Central News Agency Ltd.; Rhodesia and Zambia—Kingsons Ltd.; East Africa—Stationery and Office Supplies Ltd. Subscription Rate (including postage): For one year to any part of the world £2-65 (£2-18.0). Practical Electronics is sold subject to the following conditions, namely, that it shall not, without the written consent of the Publishers first given, be lent, resold, hired out or otherwise disposed of by way of Trade at more than the recommended selling price shown on the cover, and that it shall not be lent, resold or hired out or otherwise disposed of in a mutilated condition or in any unauthorised cover by way of Trade, or affixed to or as part of any publication or advertising, literary or pictorial matter whatsoever.

Henry's

BUILD THE TEXAN

YOUR COMPLETE AUDIO-ELECTRONIC STORES

More of everything at the right price. All your electronic requirements within 200 yards - call and see for yourself.

★ FREE TEAK CASE with complete kits!

FEATURES: New slim design with 6 ICs, IC sockets, 10 silicon transistors, 4 rectifiers, 2 zeners. Special Gardners low field slim line transformer. Fibre glass PC panel. Complete chassis work.


HIGH QUALITY & STABILITY ARE PREDOMINATE FEATURES - DEVELOPED BY TEXAS ENGINEERS FOR PERFORMANCE, RELIABILITY AND EASE OF CONSTRUCTION.

FACILITIES: On/off switch indicator, headphone socket, separate treble, bass, volume and balance controls, scratch and rumble filters, mono/stereo switch, Input selectors: Mag, P.U., Radio Tuner, Aux. Can be altered for Mic, Tape, Tape head etc. (Parts list Ref. 20 on request). Constructional Details Ref. No. 21. 30p.

SPECIAL KIT PRICE **£28.50** P. & P. 45p
COMPLETE WITH FREE TEAK CABINET

20 + 20 WATT INTEGRATED I.C. STEREO AMPLIFIER

(As featured in "Practical Wireless" May to August 1972)



PW Tricolour as per April/May/June 1973. Parts list on request (52A).

SLIM DESIGN WITH SILVER TRIM

Overall chassis size 14 1/2 in. x 6 in. x 2 in. high

Designer approved kits distributed by Henry's!

LOW COST HI-FI SPEAKERS



E.M.I. Size 13 1/2 in x 8 1/2 in and Ceramic Magnet

TYPE 150 6 watt, 3, 8 or 15 ohms £2.20. Post 22p.

TYPE 150TC Twin cone version £2.75. Post 22p.

TYPE 450 10 watt with twin tweeters and crossover, 3, 8 or 15 ohms. £3.50. Post 25p.

TYPE 350 20 watt with tweeter and crossover, 8 and 15 ohms. £7.50. Post 28p.



POLISHED CABINETS 150, 150TC, 450 £4.60. Post 30p.
ASSEMBLED IN POLISHED CABINETS (8 OHM)
SERIES 6 (Assembled 150TC) per pair £16.50. Post 70p.
SERIES 8 (Assembled 450) per pair £18.95. Post 70p.



ML3 MW/LW TUNER TO BUILD

Uses Mullard Module. Slow motion tuning. Built-in

battery. Ferrite aerial. Overall size 7 in x 2 1/2 in x 3 1/2 in. **TOTAL COST TO BUILD** £4.85. Post 15p. All parts sold separately—Leaflet No. 6.

"BANDSPREAD" PORTABLE TO BUILD



Printed circuit all transistor design using Mullard RF/IF Module. Medium and Long Wave bands plus Medium Wave Bandsread for extra selectivity. 600mW push-pull output, fibre glass PVC covered cabinet, car aerial. Attractive appearance and performance. **TOTAL COST TO BUILD** £7.98, p.p. 32p (Batt. 22p).

CATALOGUE

Fully detailed and illustrated covering every aspect of Electronics—plus data, circuits and information. 10,000 Stock lines at Special Low Prices and Fully Guaranteed.

PRICE 55p Post paid (40p FOR CALLERS)

PLUS! FIVE 10p VOUCHERS

Send to this address—Henry's Radio Ltd. (Dept. PE), 3 Albemarle Way, London, E.C.1—for catalogue by post only. All other mail and callers to "303", see above.

TEST EQUIPMENT Just a selection

SE250B Pocket Pencil Signal Injector, £1.90
SE500 Pocket Pencil Signal Tracer, £1.50
TH13D Robust 2 K/Volt, £4.55; with case £4.95
TE15 Grid Dip Meter 440 KHz—200 MHz, £13.45
500 30 K/Volt Multimeter, £9.25; with leather case, £10.50
200H 20 K/Volt Multimeter, £4.20; with case £4.95
AF105 50K/V Multimeter, £8.50; with case, £9.50
UJ431 A.C./D.C. Multimeter with transistor tester with steel case, £10.50
TE20D RF Generator 120KHz—500MHz, £16.50. Carr. 35p
TE22D Audio Generator 20Hz—200KHz, £17.50. Carr. 35p
CI-5 3in Pulse Scope 10Hz—10MHz, £39.00. Carr. 50p
TE65 Valve Voltmeter 20 ranges, £17.50. Carr. 40p
ALL NOMBEX MODELS IN STOCK



BUILD THIS VHF FM TUNER

5 TRANSISTORS 300K's BAND-WIDTH PRINTED CIRCUIT. HIGH FIDELITY REPRODUCTION. MONO AND STEREO. A popular VHF FM Tuner for quality and reception of mono and stereo. There is no doubt about it—VHF FM gives the REAL sound. All parts sold separately. Free Leaflet No. 3 & 7. **TOTAL** £6.97, p.p. 20p. Mk1 Decoder Kit £5.97. Built IC Decoder £6.50. Tuning meter unit £1.75. Mains unit (optional) Model PS900 £2.47. Post 20p. Mains unit for Tuner and/or Decoder PS6/12 £3.25. Post 20p.



PA-DISCO-LIGHTING

UK's Largest Range—Write phone or call in. Details and demonstrations on request.
DJ30L 3 Channel sound to light unit, 3Kw, £29.50
DJ40L 3 Channel Mic (Built-in) to light, 3Kw, £38.75



DJ700 70 watt Disco amp/mixer, £49.75

DISCOAMP 100 watt Disco amp/mixer, £65.85

DJ1055 30 watt Disco amp/mixer, £32.25

Anti-Feedback Quality Mic., £11.50

DJ500 50 watt PA amplifier, £43.95

DJ700 70 watt £52.75

DJ1000 100 watt £63.00

Group 300 150 watt rms Group Valve amplifier, £86.00

● Portable discos—details on request

● Credit terms for callers

FIBRE OPTICS - LIGHTING - MICS EFFECTS - PROJECTORS - SPOTS - DIMMERS - STANDS - MIXERS - SPEAKERS

Everything for PA - Disco - Lighting. FREE Stock List Ref. No. 18.

SINCLAIR PROJECT 60 MODULES

—SAVE POUNDS

Z30 £3.57 Z50 £4.37

STEREO 60 £7.97 PZ5 £3.97

PZ6 £6.37 PZ8 £4.77

Transformer for PZ8 £2.95.

Active Filter Unit £4.45.

Stereo FM Tuner £16.95.

IC12 £1.80 Q16's £15 pair.

Post, ecc. 20p per item.



PACKAGE DEALS Post 25p

2 x Z30, Stereo 60, PZ5 £18.95

2 x Z30, Stereo 60, PZ6 £18.00

2 x Z50, Stereo 60, PZ8 £20.25

Transformer for PZ8 £2.95

PROJECT 605 KIT £19.95

ELECTRONIC KITS

Henry's introduce new huge range of audio and electronic kits now in stock, everything supplied, tremendous value. Detailed list Ref. No. 14 on request.

IC RECEIVER

ZN414 Radio Integrated circuit as featured in Practical Wireless, January, 1973. Article reprint Ref. No. 19. 10p.

BATTERY TAPE DECK

Garrard 9V tape deck with heads, etc. As previously advertised. Limited quantity. £9.50. Post 30p.

LEARN A LANGUAGE

Recorded Cassettes with step by step phrase books. French, German, Spanish, Italian, £1.36 per course. £3.00 per set of four.

DISCO SPOTBANK

As illustrated on the front cover of Practical Wireless, April, 1973. £12.75. P. & P. 35p.

HI-FI EQUIPMENT

Warehouse prices with BIG DISCOUNTS plus demonstrations (for callers) and GUARANTEES.

FREE 24-page detailed brochure (Ref. No. 17). ★ You can see the savings ★

HIGH QUALITY CASSETTES

The best UK, low noise tapes but at a special price. "Living Sound" cassettes meet the highest international standard (IEC94A). Fantastic price savings.

| | | | |
|--------|-------|-------|-------|
| | C60 | C90 | C120 |
| 3 for | £1.00 | £1.33 | £1.62 |
| 6 for | £1.80 | £2.57 | £3.15 |
| 10 for | £2.80 | £4.20 | £5.00 |

Full guarantee. Post paid. Made by EMI especially for Henry's.

ULTRASONIC TRANSDUCERS

Operate at 40Kc/s up to 100 yds. Ideal remote switching and signalling. Complete with data and new I.C. circuits. **PRICE PER PAIR** £5.90. Post 10p.

MARRIOTT TAPE HEADS

4 TRACK MONO or 2 TRACK STEREO

| | | |
|------|-------------------------------|-------|
| "17" | High Impedance | £2.00 |
| "18" | Med. Impedance | £2.00 |
| "33" | Med.-Low Imp. | £3.50 |
| | Erase Heads for above | 75p |
| "63" | 2 track mono - High Impedance | £1.75 |
| "43" | Erase Head for above | 75p |

7 SEG & NIXIE TUBES

(Post 15p per l to 6)
XN3, XN13, GN6 0-9 side view with data, 85p.
GNP-7, GNP-8 0-9 side view with decimal points and data, 95p.
3015F 7 seg. £2 each, £7 per 4 with data.
12 and 24 hour clock circuits. Ref. No. 31. 15p.

MINIATURE AMPLIFIER

5 transistor. 300mW o/p. Fitted volume and sensitivity control 9 volt operated. £1.75 each, p.p. 15p.

QUALITY SLIDER CONTROLS

60mm stroke singles and ganged. Complete with knobs. 5kΩ, 10kΩ, 25kΩ, 100kΩ, 250kΩ, 500kΩ, 1 meg. Log and Lin. 40p each, 100k, 25kΩ, 50kΩ, 100kΩ, 250kΩ. Log and Lin. ganged. 60p each.

VAT All prices are exclusive of 10% VAT which must be added to all orders inc. carr./packing. (Note: Catalogue is not subject to VAT).

See earlier page of this magazine for transistors, I.C.'s and Semiconductor prices. Latest List Ref. No. 36 on request

E & OE

Henry's RADIO LIMITED
EDGWARE ROAD, W2

404-406 Electronic Components and Equipment 01-4028381
354-356 High Fidelity and Tape Equipment 01-4025854/4736
309 PA-Disco-Lighting High Power Sound 01-723 6963
303 Special offers and bargains store
All mail to 303 Edgware Road, London W2 1BW

Open:- 9 am-6 pm
6 days a week
(309 closed Thursday)
All stores open all day Saturday