


PRACTICAL

# ELECTRONICS

MARCH 1969

THREE SHILLINGS



## WHAT NOW?



ELECTRONIC MIME MOBILE ANIMAL

*Also in THIS ISSUE....*


**BINARY ADDER \* PHOTOGRAPHIC TIMER**

**ADCOLA**  
PRODUCTS LIMITED  
(Regd Trade Mark)

**SOLDERING  
EQUIPMENT**

## **LEADERS IN PRECISION SOLDERING!**

THE RANGE OF ADCOLA  
SOLDERING INSTRUMENTS  
INCLUDE MODELS FROM  
19 WATTS WITH A WIDE  
SELECTION OF BITS, COPPER  
OR LONG LIFE  
PENTACOATED. FOR EACH  
MODEL PRICES START AT 33/6.



COURTESY OF THORN ELECTRONICS LTD.

**FOR A QUALITY SOLDERING INSTRUMENT  
AT THE RIGHT PRICE, CHOOSE ADCOLA.  
AVAILABLE AT SHOPS AND DEALERS  
THROUGHOUT THE COUNTRY.**

**ADCOLA PRODUCTS LTD.  
ADCOLA HOUSE  
GAUDEN ROAD  
LONDON, S.W.4**

**TELEPHONE  
01-622 0291/3**

**SEND COUPON FOR LATEST  
LEAFLET**

NAME

ADDRESS

# Lasky's Radio



## AUDIO-TRONICS PICTORIAL 1969

# FREE!

This year we celebrate our 36th anniversary by bringing to you this great new issue of our "AUDIO TRONICS PICTORIAL" NOW 16 colour pages in large 16" x 11" format, simply packed with 1,000's of items from our vast stocks of EVERYTHING for the Radio and Electronics Hobbyist, Hi-Fi Enthusiast, Serviceman and Radio Ham. Plus 100's of Lasky's exclusive STAR PRICE Bargains.

All items are available by Mail Order or from any of our branches.

**FREE** Just send your Name, Address and 1/-  
FOR POST ONLY and inclusion on our regular mailing list



### Branches

207 EDGWARE ROAD, LONDON, W.2 Tel.: 01-723 3271  
Open all day Saturday, early closing 1 p.m. Thursday

33 TOTTENHAM CT. RD., LONDON, W.1 Tel.: 01-636 2605  
Open all day, 9 a.m. — 6 p.m. Monday to Saturday

152/3 FLEET STREET, LONDON, E.C.4 Tel.: 01-353 2833  
Open all day Thursday, early closing 1 p.m. Saturday

### High Fidelity Audio Centres

42 TOTTENHAM CT. RD., LONDON, W.1 Tel.: 01-580 2573  
Open all day Thursday, early closing 1 p.m. Saturday

118 EDGWARE ROAD, LONDON, W.2 Tel.: 01-723 9789  
Open all day Saturday, early closing 1 p.m. Thursday

ALL MAIL ORDERS AND CORRESPONDENCE TO: 3-15 CAVELL ST., TOWER HAMLETS, LONDON, E.1 Tel.: 01-790 4821

# RADIONIC

**LEARN AS YOU BUILD  
AT HOME  
THE EXCITING WAY**

Clear, simple, versatile, this rugged system can build almost any electronic circuit. Ideal for the experimenter; the teacher; and the complete beginner. Already used by well over 1,500 schools in the U.K.

Selected by the Council of Industrial Design for all British Design Centres. Featured in Sound and Television broadcasts.

Beautifully engineered; battery operated; no soldering; no prior knowledge needed. Results guaranteed by our technical department. People say:

- "I can only describe the results as brilliant, absolutely brilliant."
- "You have opened up a new world."
- "Nothing could paint the picture clearer than building these sets."
- "The kit has been used by my son (aged 10) with complete success."
- "Most impressive—a stroke of genius whoever devised it."

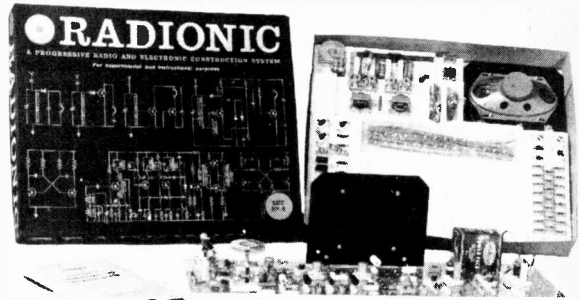
**UNIQUE!** Our "No soldering" printed circuit board for superhet portable. Simply insert components and tighten nuts.

- No. 1 Set £7.10.0. 14 Circuits (Earphone)
  - No. 2 Set £9.9.0. 28 Circuits (Earphone)
  - No. 3 Set £13.10.0. 22 Circuits (7" x 4" Loudspeaker Output)
  - No. 4 Set £18.10.0. 28 Circuits (incl. 6-transistor and reflex superhets)
- ELECTRONICS KIT:** 30 plus circuits £19.7.0. (Prices Post Free)


Full details from:

**RADIONIC PRODUCTS LIMITED**  
ST. LAWRENCE HOUSE  
29-31 BROAD STREET, BRISTOL BSI 2HF  
Tel. (0272) 25351

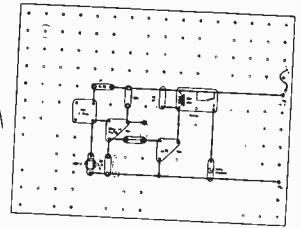
## RADIO & ELECTRONIC INSTRUCTIONAL SYSTEM



A No. 4 SET and 6-TRANSISTOR SUPERHET



Theoretical Circuit




Practical Layout

E|605 Light Operated Relay.

Our 'E' Series of basic electronic circuits is available separately.

# MARTIN IS HIGH-FIDELITY

*The first and still the most  
satisfactory unit assembly system*



F.M. TUNER



STEREO CONTROL  
ASSEMBLY

For many years now Martin Electronics have been producing highly efficient and dependable prefabricated module-type units for simple assembly into reasonably priced high fidelity systems. Many purchased at the time of the introduction of the Martin Audiokit system are in regular use to this day, completely justifying our claims for years of trouble-free service. No system gives you wider flexibility in the choice of units available than Martin and all equipment conforms precisely to stated specification.

When new units are introduced, they are designed for adding to those produced so far, making it easy and economical to extend and improve your existing Martin Audiokit set-up. Anyone can assemble Martin equipment with ease and the fore-knowledge that when finished, he will be possessed of a true hi-fi assembly of the very best kind which looks and sounds completely professional in every way—and MARTIN AUDIO-KITS remain as ever, the units that have true add-on-ability.

## AMPLIFIER SYSTEMS • TUNERS • RECORDERS

ONLY FROM MARTIN

Cover the widest possible range of requirements. They are available for Mono, and can be doubled up for conversion to stereo, or as complete stereo units. 3 ohm and 15 ohm systems. Special pre-amp for low output pick-ups. Escutcheon panels to suit the arrangement you choose. Tuner is styled to match.

UNITS INCLUDE:

- 5-stage input selector
- Pre-amp tone controls
- 10 watt amp. (3 ohms)
- 10 watt amp. (15 ohms)
- Mains power supply
- F.M. Tuner

Start by sending for leaflets at once

**MARTIN ELECTRONICS LTD.**

Trade enquiries invited  
154/5 HIGH STREET, BRENTFORD  
MIDDLESEX. ISLeworth 1161/2

### MARTIN ELECTRONICS

154 High Street, Brentford, Middlesex  
Please send Recordakit/F.M. Tuner/Audiokit  
Hi-Fi Leaflets. (Strike out items not wanted)

Name .....

Address .....


P.E. 3/69



# Build yourself a quality transistor radio


backed by our  
after sales service!

## roamer seven mk iv SEVEN WAVEBAND PORTABLE SEVEN TUNABLE WAVEBANDS— MW1, MW2, LW, SW1, SW2, SW3 AND TRAWLER BAND.



### pocket five

MEDIUM WAVE, LONG WAVE  
AND TRAWLER BAND (to 50  
metres approx.) PORTABLE  
WITH SPEAKER AND EARPIECE



Attractive black and gold case. Size 6 1/2 x 1 1/2 x 3 1/2 in. Tunable over both Medium and Long Waves with extended M.W. band for easier tuning of Luxembourg, etc. All first grade components—7 stages—5 transistors and 2 diodes, supersensitive ferrite rod aerial, fine tone moving coil speaker, also Personal Earpiece with switched socket for private listening. Easy build plans and parts price list, 1/6 (FREE with parts).

Total building costs  
**44/6** P. & P.  
3/6


Extra M.W. band for easier tuning of Luxembourg, etc. Built-in ferrite rod aerial for Medium and Long Waves. 6 Section 22in. chrome-plated telescopic aerial for Short Waves—can be angled and rotated for peak S.W. listening. Socket for Car Aerial. Powerful push-pull output. 7 transistors and two diodes including Micro-Alloy R.F. Transistors. Famous make 7 x 4in. P.M. speaker for rich-tone volume. Air spaced ganged tuning condenser. Separate on/off switch, volume control, wave change switches and tuning control. Attractive case with carrying handle. Size 9 x 7 x 4in. approx. First-grade components. Easy to follow instructions and diagrams make the Roamer 7 a pleasure to build.

Total building costs  
**£5.19.6** P. & P. Personal Earpiece with switched socket  
7/6 for private listening 5/- extra.

Parts price list and easy build plans 3/- (Free with parts).

### transona five


MEDIUM WAVE, LONG WAVE  
AND TRAWLER BAND (to 50  
metres approx.) PORTABLE  
WITH SPEAKER AND EARPIECE



Attractive case with red speaker grille. Size 6 1/2 x 4 1/2 x 1 1/2 in. 7 stages—5 transistors and 2 diodes, ferrite rod aerial, tuning condenser, volume control, fine tone moving coil speaker also Personal Earpiece with switched socket for private listening. All first grade components. Easy build plans and parts price list 1/6 (FREE with parts).

Total building costs  
**47/6** P. & P.  
3/9

### NEW LOOK melody six



8 stages—6 transistors and 2 diodes. Covers Medium and Long Waves. Top quality 3in. Loudspeaker for quality output and also with Personal Earpiece with switched socket for private listening. Two R.F. Stages for extra boost. High "Q". Ferrite Rod Aerial. Push-pull output. Hand-some pocket size case with gilt fittings. Size 6 1/2 x 4 x 2 1/2 in. Easy build plans and parts price list 2/- (FREE with parts).

Total building costs  
**69/6** P. & P.  
4/3

### super seven

THREE WAVEBAND PORTABLE  
WITH 3in. SPEAKER



Attractive case size 7 1/2 x 5 1/2 x 1 1/2 in. with gilt fittings. The ideal radio for home, or outdoors. Covers Medium and Long Waves and Trawler Band. Special circuit incorporating 2 R.F. Stages, push pull output, ferrite rod aerial, 7 transistors and 2 diodes, 3in. speaker (will drive larger speaker) and all first grade components. Easy build plans and parts. Price list 2/- (FREE with parts). (Personal Earpiece with switched socket for private listening 5/- extra.)

Total building costs  
**69/6** P. & P.  
4/6

### roamer six

SIX WAVEBAND PORTABLE  
WITH 3in. SPEAKER



Attractive case with gilt fittings, size 7 1/2 x 5 1/2 x 1 1/2 in. Tunable on Medium and Long waves, two short waves, Trawler band plus an extra M.W. band for easier tuning of Luxembourg, etc. Sensitive ferrite rod aerial and telescopic aerial for Short waves. All top grade components. 8 stages—6 transistors and 2 diodes including Micro-Alloy R.F. Transistors, etc. (Carrying strap 1/6 extra.) Easy build plans and parts price list 2/- (FREE with parts). (Personal Earpiece with switch socket for private listening 5/- extra.)

Total building costs  
**79/6** P. & P.  
4/6

## RADIO EXCHANGE LTD

61 HIGH STREET, BEDFORD. Tel.: Bedford 52367

I enclose £..... please send items marked

- |               |                          |             |                          |
|---------------|--------------------------|-------------|--------------------------|
| ROAMER SEVEN  | <input type="checkbox"/> | ROAMER SIX  | <input type="checkbox"/> |
| TRANSONA FIVE | <input type="checkbox"/> | SUPER SEVEN | <input type="checkbox"/> |
| POCKET FIVE   | <input type="checkbox"/> | MELODY SIX  | <input type="checkbox"/> |

Parts price list and plans for.....

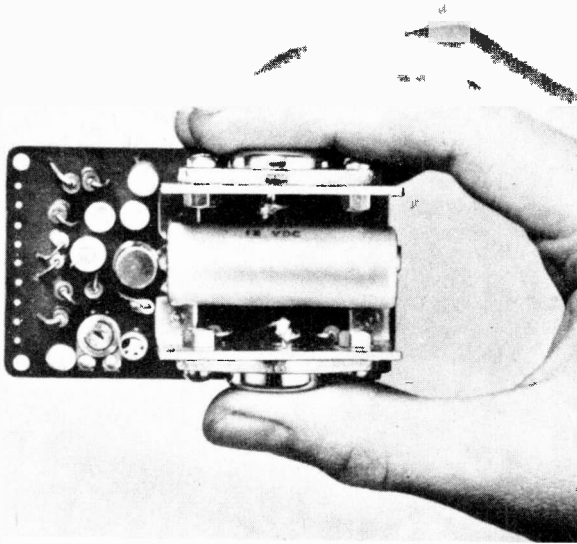
Name.....

Address.....

P.E. 3-69

- Callers side entrance Stylo Shoe Shop.
- Open 10-1, 2.30-4.30 Mon.-Fri. 9-12.30 Sat.

# SINCLAIR Z.12 12 WATT INTEGRATED HI-FI AMPLIFIER & PRE AMP



12 watts R.M.S. continuous sine wave output.

This is the recommended amplifier for those requiring greater power than that provided by the IC.10. This eight transistor amplifier is the most successful of its kind ever designed. It has an excellent power to size ratio and is easily adapted to a wide variety of applications. The Z.12 performs satisfactorily from a wide range of voltages and it can easily be run from car batteries. This true 12 watt amplifier comes to you ready built, tested and guaranteed together with useful manual of circuits and instructions for matching the Z.12 to your precise requirements. Two may be used for stereo, when the Sinclair Stereo 25 will be found the ideal control unit for use with it:

Size—3in x 1½in x 1¼in. Class B Ultralinear Output: Frequency response from 15 to 50,000Hz ±1dB: Output suitable for loudspeakers from 3 to 15 ohms impedance. Two 3 ohm speakers may be used in parallel: Input 2 mV into 2K ohms: Output 12 watts R.M.S. continuous sine wave (24 watts peak); 15 watts music power (30 watts peak) Power requirements 6—20V d.c. from battery or PZ.4 Mains Supply Unit. Ready built, tested and guaranteed.


## 89/6



## SINCLAIR STEREO 25

De Luxe Pre-amp and Control Unit for IC.10 or Z.12 Stereo assemblies. Switched inputs for P.U (equalised to R.I.A.A. curve from 50 to 20,000 Hz ± 1dB), Radio and auxiliary. Supplied ready built with very attractive solid brushed and polished aluminium front panel. Control knobs for Bass/Treble/Volume/Balance/Input are solid aluminium. Size—6½ x 2½ x 2½in plus knobs. Built, tested and guaranteed.

**£9.19.6**



## SINCLAIR PZ4

### STABILISED MAINS POWER SUPPLY UNIT

Heavy duty transistorised power supply unit to deliver 18V d.c. at 1.5A. Designed specially for use with two Z.12 or IC.10 Amplifiers together with Stereo 25. Built, tested and guaranteed.

**99/6**

# sinclair

SINCLAIR RADIONICS LTD, 22 NEWMARKET ROAD, CAMBRIDGE. OCA3-52731

# SINCLAIR MICROMATIC



## The world's smallest radio


This fantastic little British pocket receiver is available in kit form to build for yourself or ready built, tested and guaranteed. Its range and selectivity must be experienced to be believed; its power and quality everything you could want. The Micromatic tunes over the medium wave-band and has A.G.C. to counteract fading from distant stations. Bandpass tuning makes reception of Radio 1 easier; in fact, you will find your Micromatic performing where other sets cannot be heard at all. The neat black case with aluminium front panel and tuning control give the Micromatic elegantly modern appearance.

- High quality magnetic earpiece
- Choice of many stations
- Plays anywhere

Kit in fitted pack with earpiece, solder and instructions. **49/6**

Built, tested and guaranteed. **59/6**

Mallory Mercury Cells RM.675 (2 reqrd.) each 2/9



# SINCLAIR Q.14

the most challenging loudspeaker design in years

It is more than a matter of saving money when you choose the Q.14. This is the loudspeaker that delights experts and critics alike for its find forward quality, its clarity and exceptional adaptability. Designed on original lines and from unusual materials, the Q.14 will easily carry up to 14 watts and has very smooth response from 60 to 16,000 Hz. Size—9½ in square x 4½ in deep, with matt black finish and solid aluminium bar embellishment. Input impedance—8 ohms.

The Q.14 costs about a quarter of what you might expect to pay for a good stereo speaker system. A pair used with IC.10s or Z.12s and the Stereo 25 will give you superb high fidelity to stand comparison with far costlier equipment.

*Try the Q.14 in your own home without delay. If it does not delight you, send it back and your money including cost of postage will be refunded in full.*

**£7.19.6**

## GUARANTEE

Should you not be completely satisfied with your purchase when you receive it from us, your money will be refunded in full at once and without question. Full service facilities available to all purchasers.

ORDER FORM BRINGS PROMPT DELIVERY SENT TO YOU POST PAID

To: SINCLAIR RADIONICS LIMITED 22 NEWMARKET ROAD, CAMBRIDGE.

Please send POST FREE

NAME .....

ADDRESS .....

For which I enclose cash/cheque/money order.

PE 369


**sinclair**

SINCLAIR RADIONICS LIMITED  
22 NEWMARKET ROAD,  
CAMBRIDGE OCA3-52731



# YOUR GUIDE TO A BETTER HOME IN 1969

## PRACTICAL 1969 HOUSEHOLDER ANNUAL



**FIVE FOR A DRIVE**  
Gutter and Flat Roof  
Renewal

**A LOFT TO LIVE IN**  
Decorating made easy  
**FENCES** and **HOW TO  
FIX THEM**  
**GET DOWN TO FLOORS**



Packed with ideas and step-by-step instructions for a wide range of attractive home improvements indoors and out.

Features include:

- |                      |                          |                      |
|----------------------|--------------------------|----------------------|
| LAYING A DRIVE       | <input type="checkbox"/> | CENTRAL HEATING      |
| DECORATING MADE EASY | <input type="checkbox"/> | KEEPING OUT THE RAIN |
| KNOW-HOW ON DRAINS   | <input type="checkbox"/> | GET DOWN TO FLOORS   |
| A LOFT TO LIVE IN    | <input type="checkbox"/> | KITCHEN FITMENTS     |
| FIXING FENCES        | <input type="checkbox"/> | POWER TOOLS          |

Get yours at your Newsagents today 2/6

## VALVES SAME DAY SERVICE NEW! TESTED! GUARANTEED!

**SETS** 1R5, 1S5, 1T4, 3S4, 3V4, DAF91, DF91, DK91, DL92, DL94.  
Set of 4 for 17/6. DAF96, DF96, DK96, DL96, 4 for 26/-.

OZ4	4/6	12K8GT	7/-	DK86	7/-	EL41	9/6	PCL86	8/6	UCC84	7/6
1A7GT	7/6	19B6G17/6	DL35	5/-	EL84	4/9	PEN44	12/6	UCC85	6/6	
1HG7	7/3	20F2	13/6	DL92	5/9	EL90	5/-	PEN36C15/-	UCF80	8/3	
1NG7	7/9	20L1	18/9	DL94	5/9	EL95	5/-	PFL20012/-	UCH42	9/9	
1R5	5/6	20P3	11/9	DL96	7/-	EM80	5/9	PL36	9/6	UCH81	6/6
1S5	4/9	20P4	13/6	DY86	5/9	EM81	6/9	PL81	5/9	UL44	2/6
1T4	2/9	28U4GT11/6	DY87	5/9	EM84	6/9	PL82	6/6	UCL83	11/6	
384	5/9	30C1	6/9	EABC80	6/6	EM87	7/6	PL83	6/6	UF41	9/9
3V4	5/9	30C15	13/-	EAF42	8/9	EY51	7/-	PL84	6/6	UF80	7/-
5U4G	4/6	30C17	12/6	EB91	2/3	EY86	6/3	PL500	12/-	UF85	6/9
5Y8GT	5/9	30C18	9/-	EBC33	7/6	EZ40	7/6	PL504	12/6	UF89	6/9
5Z4G	7/6	30F5	13/6	EBC41	8/3	EZ41	7/6	PL508	15/-	UL41	9/6
6/30L2	12/6	30FL1	12/6	EBP80	6/-	EZ80	4/6	PL502	14/6	UL44	20/6
6AL5	2/3	30FL1214/6	EBP89	6/3	EZ81	4/9	PM84	7/9	UL84	6/6	
6AM6	3/6	30FL14	10/6	ECC81	3/9	GZ32	8/9	PX26	10/6	UM84	7/6
6AQ6	4/9	30L1	6/-	ECC83	4/9	KT61	8/9	PY32	10/-	UY41	7/-
6AT6	4/-	30L15	14/-	ECC83	7/-	KT66	18/-	PY33	10/-	UY85	5/9
6AU6	4/9	30L17	13/-	ECC84	5/6	ME140018/-		YP81	5/3	VP45	10/6
6BA6	4/6	30P4	12/-	ECC85	6/-	N78	14/9	YP82	5/-	VP1321	21/-
6BB6	4/9	30P12	11/9	ECC80412/6		PABC80	7/-	YP83	5/-	Z77	3/6
6B36	7/-	30P19	12/-	ECF80	7/-	PC86	8/9	YP88	3/6	AC107	6/6
6BW6	18/-	30PL1	12/6	ECF82	6/9	PC88	9/6	YP800	6/9	AC127	2/6
6C4	2/9	30PL13	14/6	ECH36	6/-	PC96	8/6	YP801	6/9	AD140	7/6
6F13	3/6	30PL14	15/-	ECH42	10/6	PC97	8/6	R19	6/6	AF102	18/-
6F14	9/-	36L6GT	8/-	ECH81	5/9	PC900	8/3	R20	12/6	AF115	3/6
6F23	18/6	36W4	4/6	ECH84	6/9	PC834	6/-	TH21C	9/9	AF116	3/6
6K8G	4/3	6065	12/6	ECL80	6/9	PC85	6/6	U23	5/-	AF117	3/6
6L18	6/-	AZ31	9/-	ECL83	9/-	PC89	10/6	U47	13/6	AF125	3/6
6V8G	3/6	B729	12/6	ECL86	3/3	PCC189	9/9	U49	13/6	AF126	7/6
6V8GT	6/6	CCH35	10/-	EP39	3/9	PCF80	6/9	U52	4/6	AF127	3/6
6X4	3/6	CL33	18/6	EP41	4/9	PCF82	6/-	U78	3/6	OC26	5/9
6XGT	5/9	DAC32	7/3	EP80	4/9	PCF86	9/3	U191	12/6	OC44	2/3
7B6	10/9	DAF91	7/6	ECL80	5/6	PCF80	13/6	U301	13/6	OC45	2/3
7B7	7/-	DAF96	6/-	EP86	6/3	PCF801	7/-	U801	18/-	OC71	6/6
7C6	6/9	DF33	7/9	EP89	5/3	PCF802	9/6	UABC80	6/3	OC72	2/6
7Y4	6/6	DF91	2/9	EP91	3/6	PCF805	9/-	UAF42	9/6	OC75	2/6
10F1	15/-	DF95	6/-	EP94	4/9	PCF806	11/8	UB41	6/6	OC81	2/3
10F13	15/8	DH77	4/-	EP183	6/-	PCF808	10/6	UBC41	7/9	OC81D	2/3
12AT7	3/9	DH81	10/9	EP184	5/9	PCL82	7/-	UBC81	7/-	OC82	2/3
12AU6	4/9	EK32	7/6	EP80	6/6	PCL83	7/6	UBF80	6/9	OC82D	2/3
12AU7	4/9	DK91	5/6	EL33	8/3	PCL84	7/6	UBF89	6/9	OC170	2/6
12AX7	4/9	DK92	9/3	EL34	9/6	PCL85	8/3	UC92	5/-		

## READERS RADIO (P.E.)

85 TORQUAY GARDENS, REDBRIDGE, ILFORD, ESSEX. Tel. 01-550 7441

Postage on 1 valve 9d. extra. On 2 valves or more, postage 6d. per valve extra. Any Parcel Insured against Damage in Transit 6d. extra.

## YUKAN SELF-SPRAY SO PROFESSIONAL THE YUKAN AEROSOL WAY- Get these air drying GREY HAMMER NOW! OR BLACK WRINKLE (CRACKLE) finishes

Yukan Aerosol spraykit contains 16 ozs. fine quality, durable easy instant spray. No stove baking required. Hammers available in grey, blue, gold, bronze. Modern Eggshell Black Wrinkle (Crackle) all at 15/11 at our counter or 16/11 carriage paid, per push-button self-spray can. Also Durable, heat and water resistant Black Matt finish (12 ozs self-spray cans only) 13/11 carriage paid.

SPECIAL OFFER: 1 can plus optional transferable snap-on trigger handle (value 5/-) for 18/11 carriage paid. Choice of 13 self-spray plain colours and primer (Motor car quality) also available.

Please enclose cheque or crossed P.O. for total amount direct to

DEPT: K/2 YUKAN, 307a, EDGWARE ROAD, LONDON, W.2.

We supply many Government Departments, Municipal Authorities, Institutes and Leading Industrial Organisations - We can supply you too.

Open all day Saturday. Closed Thursday afternoons.

Other Yukan Air Drying Aerosols, 16 ozs at 4/11 each. Booklets include Zinc Chromate floor lacquer, Metallics Grey, Blue, Bronze and Gold.



## The most accurate pocket size CALCULATOR in the world

The 66 inch OTIS KING scales give you extra accuracy. Write today for free booklet, or send 82/6 for this invaluable spiral slide rule on approval with money back guarantee if not satisfied.

**CARBIC LTD.** (Dept. PE21)  
54 Dundonald Road, London, S.W.19





# FOLLOW THE LEADERS

## KING SIZE QUALITY-TESTED PAKS

2 Drift Trans. 2N1225 Germ. PNP	10/-
100 Mc/s.	10/-
6 Matched Trans. 44/45/81/81D.	10/-
20 Red Spot AF Trans. PNP	10/-
16 White Spot RP Trans. PNP	10/-
5 Silicon Rects. 3 A 100-400 PIV	10/-
2 10 A Silicon Rects. 100 PIV	10/-
2 OC140 Trans. NPN Switching	10/-
1 12 A SCR 100 PIV	10/-
3 Sil. Trans. 2S303 PNP	10/-
4 Zener Diodes 250mW 3-12V.	10/-
2 200Mc/s. Sil. Trans. NPN B8Y26/27	10/-
3 Zener Diodes 400mW 33V 5% Tol.	10/-
4 High Current Trans. OC42 Eqvt.	10/-
2 Power Transistors 1 OC26 1 OC35	10/-
5 Silicon Rects. 400 PIV 250mA	10/-
4 OC75 Transistors Mullard Type	10/-
1 Power Trans. OC20 100V	10/-
10 OA202 Sil. Diodes Sub-min. Marked	10/-
2 Low Noise Trans. NPN 2N2929/30	10/-
1 Sil. Trans. NPN VCB 100 ZT86	10/-
8 OA81 Diodes	10/-
4 OC72 Transistors	10/-
4 OC77 Transistors	10/-
4 Sil. Rects. 100 PIV 600mA	10/-
5 GET884 Trans. Eqvt. OC44	10/-
5 GET883 Trans. Eqvt. OC45	10/-
2 2N708 Sil. Trans. 300Mc/s. NPN	10/-
5 GT41/45 Germ. Trans. PNP	10/-
3 GT31 LF Low Noise PNP Trans.	10/-
6 IN914 Sil. Diodes 75 PIV 75mA	10/-
8 OA85 Rects. 100 PIV 800mA IN69	10/-
3 NPN Germ. Trans. NKT773	10/-
2 OC22 Power Trans. Germ.	10/-
2 OC25 Power Trans. Germ.	10/-
4 OC72 Trans.	10/-
4 AC128 Trans. PNP High Gain	10/-
2 AC127/128 Comp. pair PNP/NPN	10/-
3 2N1307 PNP Switching Trans. IN69	10/-
10 CG62H Germ. Diodes Eqvt. OA71	10/-
3 AF116 Trans.	10/-

**FREE** One 10/- Pack of your own choice free with orders value **£4** or over.

12 Assorted Germ. Diodes Marked	10/-
4 AC126 Germ. PNP Trans.	10/-
4 Silicon Rects. 100 PIV 750mA	10/-
3 AF117 Trans.	10/-
7 OC81 Type Trans.	10/-
3 OC171 Trans.	10/-
6 2N2926 Sil. Epoxy Trans.	10/-
7 OC71 Type Trans.	10/-
25 Trans. Henkeloch 2118, 8012, etc.	10/-
2 28701 Sil. Trans. Texas NPN	10/-
3 12V Zener 400mW	10/-
2 10A 600 PIV Sil. Rects. 1845R	10/-
3 BC108 Sil. NPN High Gain Trans.	15/-
1 2N910 NPN Sil. Trans. VCB100	15/-
2 1000 PIV Sil. Rect. 15A R2310 AF	15/-
3 B8Y36A Sil. Trans. NPN 200Mc/s.	15/-
3 OC200 Sil. Trans.	15/-
2 Sil. Power Rects. BZ13	15/-
1 Sil. Power Trans. NPN 100Mc/s.	15/-
TK201A	15/-
2 Zener Diodes 3-18V Sub-min.	15/-
1 2N1139 PNP Epitaxial Planar Sil.	15/-
3 2N697 Epitaxial Planar Trans. Sil.	15/-
4 Germ. Power Trans. Eqvt. OC16	15/-
1 Unijunction Trans. 2N2646	15/-
2 Sil. Trans. 200Mc/s. 60Veb ZT83/84	15/-
1 Sil. Planar Trans. NPN 100Mc/s.	15/-
B8Y25	15/-
1 Unijunction Trans. 2N2160 TO-9	15/-
2 Sil. Rects. 5A 500 PIV Stud Type	15/-
2 Germ Power Trans. OC28/29	15/-
1 10A Sil. Stud React. 800 PIV	15/-
1 Tunnel Diode AEY11 10650Mc/s.	15/-
2 2N2712 Sil. Epoxy Planar HFE225	15/-
8 BY 100 Type Sil. Rects.	20/-
25 Sil. and Germ. Trans. Mixed, all marked, New	30/-
2 GET880 Low Noise Germ. Trans.	10/-
1 AF139 PNP High Freq. Trans.	10/-
3 NPN Trans. 1 ST141 & 2 ST140	10/-
4 Madt's 2 MAT100 & 2 MAT120.	10/-
3 Madt's 2 MAT101 & 1 MAT121	10/-
4 OC44 Germ. Trans. AF	10/-
3 AC127 NPN Germ. Trans.	10/-
1 2N3906 Sil. PNP Trans. Motorola	10/-

### CADMIUM CELLS

ORP60 ORP61 8/- each  
ORP12 8/6 each

### MANY NEW PAK ITEMS

**FULL RANGE OF ZENER DIODES VOLTAGE RANGE 2-16V.**  
400mW (DO-7 Case) 2/6 each  
1-5W (Top-Hat) 3/6 each  
10W (80-10 Stud) 5/- each  
All fully tested 5% tol. and marked. Please state voltage required. Full range eqvt. to OAZ Mullard Type Z. Range of 87C. I.R. Texas and IN types.

**TRANSISTOR EQVT. BOOK**  
52 pages of cross references for trans. and diodes. Types include British, European, American and Japanese. Specially imported by BI-PAK 10/- each

## ANOTHER CROWNING SUCCESS— THIS MONTH'S BARGAIN PAKS ALL FULLY TESTED AND GUARANTEED SATISFACTION

Pak No.	Qty.	Description	Price
S11	2	Power Transistors 1 x AD140, 1 x AD149	10/-
S12	2	Dual Transistor 200M/Cs 25Veb NPN TO-5-2J	10/-
S13	3	Sil. Trans. 28303 Eqvt. OC201 TO-5	10/-
S14	1	Photo Diode Texas IS701=IN2176 and Data	10/-
S15	2	S.C.R.'s 3Amp 1 x 400 PIV 1 x 100 PIV	10/-
S16	5	Sil. Trans. BC108 NPN	10/-
S17	4	Sil. Rectifiers 2 x BY126, 2 x BY127	10/-
S18	1	Silicon Unilateral Switch (SUS) D13D1 & Data	10/-
S19	10	Silicon Alloy Trans. PNP BCY26-27 AF	10/-
S20	4	Silicon Rectifiers 3Amp 500 PIV Stud Type	10/-

**EACH MONTH FOR ONE MONTH ONLY WE OFFER SPECIAL BARGAIN PAKS AVAILABLE AT THIS SPECIAL PRICE. TAKE FULL ADVANTAGE AND SAVE EVEN MORE ON YOUR BI-PAK BARGAINS.**

## KING OF THE PAKS Unequaled Value and Quality SUPER PAKS NEW BI-PAK UNTESTED SEMICONDUCTORS

Satisfaction GUARANTEED in Every Pak, or money back.

Pak No.	Description	Price
U1	120 Glass Sub-min. General Purpose Germanium Diodes	10/-
U2	60 Mixed Germanium Transistors AF/RP	10/-
U3	75 Germanium Gold Bonded Diodes sim. OA5, OA47	10/-
U4	40 Germanium Transistors like OC81, AC128	10/-
U5	60 200mA Sub-min. Sil. Diodes	10/-
U6	40 Silicon Planar Transistors NPN sim. B8Y95A, 2N706	10/-
U7	16 Silicon Rectifiers Top-Hat 750mA up to 1000V	10/-
U8	50 Sil. Planar Diodes 250mA OA/200/202	10/-
U9	20 Mixed Volta 1 watt Zener Diodes	10/-
U11	30 PNP Silicon Planar Transistors TO-5 sim. 2N1132	10/-
U12	12 Silicon Rectifiers EPOXY BY126/127	10/-
U13	30 PNP-NPN Sil. Transistors OC200 & 28104	10/-
U14	150 Mixed Silicon and Germanium Diodes	10/-
U15	30 NPN Silicon Planar Transistors TO-5 sim. 2N697	10/-
U16	10 3-Amp Silicon Rectifiers Stud Type up to 1000 PIV	10/-
U17	30 Germanium PNP AF Transistors TO-5 like ACY 17-22	10/-
U18	8 6-Amp Silicon Rectifiers BYZ13 Type up to 600 PIV	10/-
U19	30 Silicon NPN Transistors like BC108	10/-
U20	12 1.5-amp Silicon Rectifiers Top-Hat up to 1,000 PIV	10/-
U21	30 A.F. Germanium alloy Transistors 2G300 Series & OC71	10/-
U22	10 1-amp Glass Min. Silicon Rectifiers High Volta	10/-
U23	30 Madt's like MAT Series PNP Transistors	10/-
U24	20 Germanium IAMP Rectifiers GJM up to 300 PIV	10/-
U25	25 300Mc/s NPN Silicon Transistors 2N708, B8Y27	10/-
U26	30 Fast Switching Silicon Diodes like IN914 Micro-min	10/-
U28	Experimenters' Assortment of Integrated Circuits, untested. (Gates, Flip-Flops, Registers, etc., 8 Assorted Pieces)	20/-
U29	10 1 amp SCR's TO-5 can up to 600 PIV CRS1/25-600	20/-
U30	15 Plastic Silicon Planar Trans. NPN 2N2924-2N2926	10/-
U31	20 Sil Planar NPN trans. low noise Amp 2N3707	10/-
U32	25 Zener diodes 400mW D07 case mixed Vlt. 3-18	10/-
U33	15 Plastic case 1 amp silicon rectifiers 1N4000 series	10/-

Code Nos. mentioned above are given as a guide to the type of device in the Pak. The devices themselves are normally unmarked

### AD161 NPN AD162 PNP

MATCHED COMPLEMENTARY PAIRS OF GERM. POWER TRANSISTORS. For mains driven output stages of Amplifiers and Radio receivers. OUR LOWEST PRICE OF 12/6 PER PAIR

### HIGH POWER SILICON PLANAR TRANSISTORS. TEXAS 28034. NPN TO-3.

VCB100 1c 4A (T. 15M/cs)  
VCE100 Ptot. 40W  
VEB8 hFE(min.) 60 Price 15/- each

### NEW SILICON RECTIFIERS TESTED

PIV	400mA	750mA	1-5A	3A	10A	30A
50 104	1/-	1/8	2/9	4/3	8/6	15/-
100 1/-	1/2	2/6	3/3	4/6	8/6	15/-
200 1/8	1/9	2/6	4/-	4/9	20/-	30/-
300	2/3	3/9	4/6	6/6	22/-	30/-
400 2/-	2/6	4/-	5/6	7/6	25/-	30/-
500	3/-	—	6/-	8/6	30/-	30/-
600 2/9	3/3	4/3	6/9	9/-	37/-	30/-
800	3/6	4/9	7/6	11/-	40/-	30/-
1,000	5/-	6/-	9/3	12/6	50/-	30/-
1,200	—	6/6	7/6	11/6	15/-	—

### SCR's

LOWEST PRICE LARGEST RANGE	PIV	1A	7A	16A	30A
25	—	7/6	20/-	—	—
30	7/6	8/6	10/6	25/-	—
100	8/6	10/-	15/-	45/-	—
200	12/6	15/-	20/-	55/-	—
300	15/-	20/-	25/-	—	—
400	17/6	25/-	35/-	80/-	—
500	30/-	40/-	45/-	95/-	—
600	—	40/-	50/-	—	—

**PLEASE NOTE.** To avoid any further Increased Postal Charges to our Customers and enable us to keep our "By Return Postal service" which is second to none, we have re-organized and streamlined our Despatch Order Department and we now request you to send all your orders together with your remittance, direct to our Warehouse and Despatch Department, postal address: BI-PAK SEMICONDUCTORS, Despatch Dept., P.O. BOX 6, WARE, HERTS. Postage and packing still 1/- per order. Minimum order 10/-.



### FET'S

2N 3819	10/-
2N 3820	25/-
MPP105	3/-
OC771 Type	8/6

### UNIUNCTION

UT46, Eqvt. 2N2646, Eqvt. T1843, BEN3000	7/6 EACH
25-99 5/-	100 CP 4/-

### INTEGRATED CIRCUITS

I.C. Operational Amplifier with Zener output. Type 701C. Ideal for P.E. Projects. 8 Lead TO-5 case. Full data

Our price 12/6 each  
5 off 11/- each. Large Qty. Prices quoted for.

### FAIRCHILD EPOXY TO-8

8 Lead	10/6
µL800 Buffer	10/6
µL814 Dual Gate	10/6
µL923 J.K. Flip-Flop	14/-
I.C. Data Circuits, etc.	1/6

### MULLARD I.C. AMPLIFIERS

TA4243 ORP. Amp.	70/-
TA4263 Min AF Amp.	18/6
TA4293 G.P. Amp.	28/-
RCA CA3020 Audio Amp.	30/-

### PRINTED CIRCUITS EX-COMPUTER

Packed with semiconductors and components, 10 boards give a guaranteed 30 trans and 30 diodes. Our price 10 boards 10/- Plus 2/- P. & P.

### CADMIUM CELLS

ORP 60 ORP 61 8/- each  
ORP12 8/6

### SIL. G.P. DIODES

300mW 30 10/-  
25PIV (Min.) 100 25/-  
Sub-Min. 500 25  
Fully Tested 1,000 29  
Ideal for Organ Builders.

# BI-PAK



500 CHESHAM HOUSE  
150 REGENT STREET  
LONDON, W.1

# A Heathkit model for Every Interest . . . Hi-Fi • Radio • Test and Service • Amateur



Cabinet walnut or teak finish **£3.10.0** extra


## Low-cost FM Stereo Receiver, AR-17

Kit K/AR-17

**£39.0.0**

P.P. 10/6

28 transistor, 7 diode circuit, 14 watts music power, 10 watts r.m.s. from 25-35,000Hz @  $\pm 1$ db. Automatic stereo indicator light. Adjustable phase control. Complete front panel controls. Flywheel tuning. Factory assembled and aligned FM front-end. Circuit board assembly. Compact  $10\frac{3}{8}$ " deep  $\times$  3" high  $\times$  12" wide. Use free standing with Heathkit cabinet optional extra.



Cabinet walnut or teak finish **£4.10.0** extra


## Quality FM Stereo Receiver, AR-14

Kit K/AR-14

**£54.0.0**

P.P. 13/6

31 transistor, 10 diode circuit can deliver  $\pm 1$ db, 15 to 50,000Hz at 10 watts per channel (20 watts total) 15 watts per channel 1HF music power (30 watts total). Wide-band FM/FM stereo tuner plus two preamps, two power amplifiers. Compact only  $3\frac{7}{8}$ " high  $\times$   $15\frac{1}{4}$ " wide  $\times$  12" deep. Install in a wall, free standing or in Heathkit cabinet optional extra. 210-240V 50Hz a.c.



Cabinet walnut veneered **£3.10.0**


## Low-cost FM Mono Receiver, AR-27

Kit K/AR-27

**£22.10.0**

P.P. 10/6

13 transistor, 6 diode circuit. 7 watts music power.  $\pm 1$ db, 25 to 60,000Hz at 6 watts. Input connectors for phono and aux. Complete front panel controls. Flywheel tuning, factory pre-aligned FM tuner. Circuit board assembly. Compact bookshelf size. Install in a wall, free standing or in cabinet optional extra. 210-240V 50Hz a.c. operation.



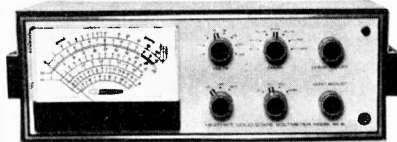
## Solid-State Volt-ohm-Milliammeter, IM-25

Kit K/IM-25

**£48.10.0**

P.P. 10/6

9 a.c. and 9 d.c. ranges 150mV up to 1,500V f.s. 7 resistance ranges, 10 ohms centre scale with multipliers  $\times 1$ ,  $\times 10$ ,  $\times 100$ ,  $\times 1k$ ,  $\times 10k$ ,  $\times 100k$  and  $\times 1$ Meg. . . . measures from 1 ohm to 1,000Mohms. 11 current ranges from  $15\mu A$  full scale to 1.5A full scale. 11Mohm input impedance d.c. 10Mohm input impedance a.c. 6" 200 $\mu A$  meter. Internal battery power or 120/240V a.c. 50Hz supply. PCB construction.




## Solid-State Volt-ohm Meter, IM-16

Kit K/IM-16

**£28.8.0**

P.P. 10/6

8 a.c. and 8 d.c. ranges 0-5V to 1,500V f.s. 7 ohm-meter ranges with 10 ohms centre scale with multipliers  $\times 1$ ,  $\times 10$ ,  $\times 100$ ,  $\times 1k$ ,  $\times 10k$ ,  $\times 100k$  and  $\times 1$ Meg. . . . 11Mohm input on d.c., 1Mohm on a.c. Internal battery power or 120/240V a.c. 50Hz supply.



## Solid-State Low Voltage Power Supply, IP-27

Kit K/IP-27

**£46.12.0**

P.P. 10/6

0.5 to 50V d.c. with better than  $\pm 15$  Millivolts regulation. Four current ranges 50mA; 150mA, 500mA, and 1.5 amperes. Adjustable current limiter: 30 to 100% all ranges. Panel meter for output voltage or current.

ALL MODELS AVAILABLE

READY-TO-USE

PRICES ON REQUEST

**Make your choice from the latest 36 page  
HEATHKIT Catalogue . . . it's FREE**



**STEREO RECORD  
PLAYER, SRP-1**

Two built-in speakers  
Suitcase portability


Kit **£28.6.0** P.P. 10/6



**CAR RADIO, CR-1**

High performance at low  
cost. 12 v pos. or 12 v neg.  
operation. 4 watts output

Kit (incl. spkr.) **£14.12.0** P.P. 4/6



**STEREO TAPE  
RECORDER, STR-1**

Built-in speakers. Many  
features unobtainable  
elsewhere at this price

Kit **£58.0.0** P.P. 10/6


**MANY OTHER  
INSTRUMENTS  
FOR TEST  
AND SERVICE  
IN RANGE**

A wide range of  
speaker systems  
including:




**BERKELEY  
Slim-line  
SPEAKER  
SYSTEM**

Kit **£21.4.0** P.P. 13/6



**See the  
FREE  
Catalogue  
for yourself  
Today!**

**MANY  
SHORTWAVE  
RECEIVERS  
including:**



**4-BAND RECEIVER, GR-64E**


Cover 1 MHz to 30 MHz plus 550 kHz  
to 1620 kHz AM broadcast band.

Built-in speaker. Handsome low-boy  
styling. Kit **£22.8.0** P.P. 9/-

**PORTABLE RADIO  
UXR-1**

Kit coloured case  
**£12.8.0** P.P. 4/6


Kit leather case  
**£13.8.0** P.P. 4/6



**PORTABLE RADIO  
UXR-2**

In black or natural  
leather

Kit **£15.10.0**  
P.P. 6/-



**SEE HEATHKIT MODELS**

**in LONDON**


233 Tottenham Court Road

**BIRMINGHAM**

17-18 St. Martin's House, BULL RING

**GLOUCESTER**

Factory and Showroom:  
Bristol Road, GLOUCESTER



**DAYSTROM LTD.**  
Dept. P.E.3  
**GLOUCESTER GL2 6EE** Tel. 29451

Please send me **FREE CATALOGUE**

NAME \_\_\_\_\_

ADDRESS \_\_\_\_\_

\_\_\_\_\_

Prices and specifications subject to change without notice



**IT'S A MUST  
OUR  
CATALOGUE  
JOIN THE  
THOUSANDS  
OF SATISFIED CUSTOMERS  
SEND NOW FOR**

**OUR NEW 1968/69  
illustrated catalogue  
NOW AVAILABLE**  
(send 2/- in stamps for your copy)

Catalogue contains prices and details of Amplifiers — Hi-Fi Tuners — Loudspeakers — Pick-ups — Playing Decks — Microphones — Test Meters — Hand Tools — Valves — Soldering Irons — Tape Recording Accessories, etc.

**ALPHA RADIO SUPPLY CO**  
103 Leeds Terrace, Leeds 7. Tel. 25187

## WORLD RADIO & T.V. HANDBOOK 1969 ED. 42/-

By JOHANSEN. Postage 1/6

**PRACTICAL POWER-SUPPLY CIRCUITS** by Shields. 24/-. P. & P. 1/6.

**ELECTRONIC MUSICAL INSTRUMENT MANUAL**, new 5th ed. by Douglas. 55/-. P. & P. 2/-.

**COLOUR T.V. PAL SYSTEM** by Patchett. 40/-. P. & P. 1/6.

**DESIGNERS GUIDE TO BRITISH TRANSISTORS** by Kampel. 25/-. P. & P. 2/-.

**F.E.T. CIRCUITS** by Turner. 25/-. P. & P. 1/6.

**ABC'S OF COMPUTER PROGRAMMING** by Lytel. 18/-. P. & P. 1/6.

**UNDERSTANDING ELECTRONIC TEST EQUIPMENT** by Risse. 30/-. P. & P. 1/9.

**HI-FI YEAR BOOK 1969 ED.** 15/-. P. & P. 1/6.

**RADIO COMMUNICATIONS HANDBOOK** by R.S.G.B. 63/-. P. & P. 4/6.

**BASIC THEORY AND APPLICATION OF TRANSISTORS** by U.S. Army. 14/6. P. & P. 1/6.

**CONTROL INSTRUMENT MECHANISMS** by Warren. 40/-. P. & P. 4/6.

## UNIVERSAL BOOK CO.

12 LITTLE NEWPORT ST., LONDON, W.C.2  
(Leicester Square Tube Station)  
Phone 01-437 4560

## NEW RANGE BBC 2 AERIALS

All U.H.F. aerials now fitted with tilting bracket and 4 element grid reflectors.

**Loft Mounting Arrays**, 7 element, 37/6. 11 element, 45/-. 14 element, 52/6. 18 element, 60/-. **Wall Mounting with Cranked Arm**, 7 element, 60/-. 11 element, 67/-. 14 element, 75/-. 18 element, 82/6. **Maxi Mounting** with 2in. clamp, 7 element, 42/6; 11 element, 55/-. 14 element, 62/-. 18 element, 70/-. **Chimney Mounting Arrays, Complete**, 7 element, 72/6; 11 element, 80/-. 14 element, 87/6; 18 element, 95/-. Complete assembly instructions with every unit. **Low Loss Cable**, 1/4 yd. U.H.F. Pre-amps from 75/-. State clearly channel number required on all orders.

### BBC · ITV AERIALS



**BBC (Band 1)**, Telescopic lot, 25/-. External S/D, 30/-. "H", £2.15.0.

**ITV (Band 3)**, 3 element loft array, 30/-. 5 element, 40/-. 7 element, 50/-. Wall mounting, 3 element, 47/6. 5 element, 52/6.

**Combined BBC/ITV**, Loft 1+3, 40/-. 1+5, 50/-. 1+7, 60/-. Wall mounting 1+3, 57/6; 1+5, 67/6; Chimney 1+3, 67/6; 1+5, 75/-.  
**VHF transistor pre-amps**, 75/-.  
**COMBINED BBC-ITV-BBC2 AERIALS** 1+3+9, 70/-. 1+5+9, 80/-. 1+5+14, 90/-. 1+7+14, 100/-. Loft mounting only. Special leaflet available.

**F.M. (Band 2)**, Loft S/D, 15/-. "H", 32/6. 3 element, 55/-. External units available. Co-ax. cable, 6d. yd. Co-ax. plugs, 1/4. Outlet boxes, 2/-. Diplexer Crossover Boxes, 13/6. C.W.O. or C.O.D. P. & P. 5/-. Send 6d. stamps for illustrated lists.

CALLERS WELCOME

OPEN ALL DAY SATURDAY

**K.V.A. ELECTRONICS (Dept. P.E.)**  
27 Central Parade, New Addington  
Surrey—CRO-OJB  
Lodge Hill 2266

**Bargain—Car Radios.** Our Price 9 gns. Negative or positive earth (switched) fully transistorised (12v) medium and long waves. Speaker and fitting kit supplied at no extra cost. P/P 5/-.

**Sonotone 9TA and 9TA/HC.** Diamond Cartridge brand new, boxed in manufacturers' carton 49/6 + 2/6 p/p. **Acos GP 91-1 and GP 91-3** stereo compatible cartridges, new in sealed manufacturers' cartons 22/6 + 2/6 p/p.

### BASF TAPE 25% OFF

5"	600ft.	14/-	900ft.	19/-	1200ft.	30/-
5 1/2"	900ft.	19/-	1200ft.	24/-	1800ft.	39/-
7"	1200ft.	24/-	1800ft.	35/-	2400ft.	57/-

P. & P. 2/- per reel.—over £5 FREE

### KELETRON HI-FI SPEAKER K12TC—12in. 12 watt

Offers an exceptionally smooth and extended response, with very low level of distortion from the specially designed twin diaphragms.  
**Frequency Response:** 30-16,000Hz.  
**Impedance:** 15-160Hm.

**OUR SPECIAL PRICE** 97/6  
PLUS P. & P. 6/6

● **BARGAIN — Speakers, HI-FI — The Baker Selhurst Stalwart.** 12in. round, 15 watt rating, 12,000 lines gauss, 15 ohms, response 45-13,000c/s. Bass resonance 40-50c/s, solid aluminium chassis. Our price £5.9.6.

Brand new, p/p 6/6

### DULCI HI-FI UNITS

The Dulci range of tuners and amplifiers offer exceptional quality at a sensible price.  
**Amplifiers:** 207 and 207M. **Tuners:** FMT7 and FMT7s. SEND NOW FOR FULL DETAILS

**TRIO Stereo Moving Magnet Cartridge Model AD76K.** Diamond Stereo LP Stylus. Frequency response 20-20,000 c/s output. 7mv tracking pressure 2 grammes ± 0.5 gm. Fully guaranteed. Price 85/- p/p free.

### ● Bargain—Changer decks at lowest prices ever

Beautiful teak	GARRARD 1025	£8.0.0
plinth and perspex cover to suit	AT60 Mk. II	£8.10.6
these units	SP25 Mk. II	£12.19.6
5 Gns. P. & P. Free	3500 with Son 9TA.HC diam. cart.	£10.19.6

Add 10/- p/p for each Garrard unit


### KELETRON SPEAKER ENCLOSURES

**Type: INFINITE BAFFLE**  
**Model 8:** 8" plus 3" tweeter  
**Model 13B:** 13" x 8" EMI  
Both £4.19.6 each  
**Model 1012:** 10" or 12" plus 4" tweeter  
£7.19.6

All enclosures are in oiled teak, fully built. Please add 8/- p. & p. on each enclosure

● **BARGAIN — Speakers, HI-FI — The Baker Selhurst Guitar Group 25,** 12in. round, 25 watt rating, 12,000 gauss, 15 ohms, response 30-10,000c/s, solid aluminium chassis, heavy duty cone. Our price £5.9.6.

Brand new, p/p 6/6



The greatest HI-FI Budget system to-day—can't be beaten—price or quality anywhere—look at these great features—then compare.

**Teleton F200C tuner amp.** AM-FM with multiplex decoder and A.F.C.—2 x 5w channels R.M.S.

Bass Volume Treble Balance controls, a truly outstanding unit  
**Garrard SP 25 Mk II** Transcription deck

**Teleton SA 1003** matching speaker enclosures

**Sonotone 9 TA** Diamond Cartridge

Plinth and Perspex cover

£ s. d.  
39 12 1  
15 6 4  
9 5 0  
3 16 7  
7 0 0  
£75 0 0

Exclusively offered by **WALDON** at the remarkably low price of 63 gns.

### E.M.I. HI-FI SPEAKERS

**SET 450:** 13 x 8 with two built-in tweeters and cross-over unit. Our Price 69/6. 3 or 15 ohm, 10w, 40-13,000 Hz.

**SET 350:** 6 1/2" bass plus 3 1/2" tweeter and cross-over unit. 8 ohm, 10w, 65-20,000 Hz. 79/6.

**SET 250:** 5" heavy duty bass plus 3" tweeter and cross-over unit. 8 ohm, 6w, 80-20,000 Hz. 65/-.  
Add 5/6 p/p for each speaker set

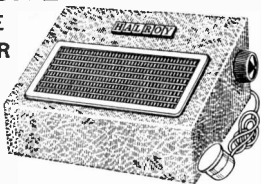
**WALDON ELECTRONICS** Atlas House, Chorley Old Rd., Bolton. Bolton 45628.



## EXCLUSIVE PURCHASE!

### PORTABLE AMPLIFIER UNIT

By well known British Maker.  
A luxury unit at a bargain price. Only 35/- P. & P.



Designed as a Telephone Amplifier but can be used in many different ways — a booster amplifier for transistor radios, a baby alarm, intercom, paging system, etc., etc. High gain four transistor amplifier unit housed in attractive leathercloth covered wooden cabinet with upward facing 3" high flux P.M., speaker covered by neat plastic grille. Fitted 3.5 mm jack socket and volume/on/off control. Size 7" x 4 1/2" x 3 1/2". Operates on standard PP6 or VT6 battery. Supplied complete with telephone pick-up induction coil fitted suction pad, lead and 3.5 mm jack plug.

**Our Special price 35/- P. & P.**

Or as above with 3.5 mm plug and DLR5 unit for use as sensitive microphone for baby alarms, communication systems, etc. Will operate over distances of up to 200ft or more when connected with twin flex or bell wire.

**PRICE 40/- P. & P.**

(Batteries and flex not included)

### BRAND NEW 3 OHM LOUSPEAKERS

6in.14/-; 6 1/2in. 18/6; 8in.27/-; 7" x 4in.18/6; 10" 6in. 27/6. E.M.I. 8" x 5in. with high flux magnet 21/-, E.M.I. 13 1/2" x 8in. with high flux ceramic magnet 46/- (15 ohm 46/-). E.M.I. 13" x 8in. with two built-in tweeters and crossover network 3 or 15 ohms 4 gns. P. & P. 5in. 27/-, 6 1/2" & 8in. 2/6, 10" & 12in. 3/6 per speaker.

**BRAND NEW. 12in. 15W H/D Speakers, 3 or 15 ohms.** By well-known British maker. Now with Hi Flux ceramic ferrobar magnet assembly. 25.10.0. P. & P. 5/-. (Guitar Models: 25w. 46; 35w. 29).  
**E.M.I. 3in. HEAVY DUTY TWEETERS.** Powerful ceramic magnet. Available in 3 or 8 ohms 15/- each; 15 ohms 18/6 each. P. & P. 2/6.  
**12in. "RA" TWIN CONE LOUSPEAKER.** 10 watts peak handling. 3 or 15 ohm. 35/-, P. & P. 3/6.  
**35 OHM SPEAKERS**  
3 1/2in. 12/6; 7" x 4in. 21/-, P. & P. 2/- per speaker.

**VYNAIR AND REXINE SPEAKERS AND CABINET FABRICS** approx. 54in. wide. Usually 35/- yd., our price 13/6 yd. length. P. & P. 2/6 (min. 1 yd.). S.A.E. for samples.

**LATEST COLLARO MAGNAVOX 363 STEREO TAPE DECK.** Three speeds 4 track, takes up to 7in. spools. 216.0.0. Carr. 10/-.

**QUALITY PORTABLE TAPE RECORDER CASE.** Brand new. Beautifully made. Only 49/6. P. & P. 8/6.  
**Deal Purpose Bulk Tape Eraser and Tape Head Demagnetiser 55/-, P. & P. 3/6.**

**ACOS CRYSTAL MIKES.** High imp. for desk or hand use. High sensitivity. 18/6. P. & P. 1/6.  
**ACOS HIGH IMPEDANCE CRYSTAL STICK MIKES.** OUR PRICE 21/-, P. & P. 1/6.  
**CARBON MIKE INSERTS.** Brand New. 2 1/2in. dia. 5/-, P. & P. 1/6.

**NEW S.T.C. TYPE 25 MINIATURE RELAYS—** 12 volt, 4 amp, 50 contacts. 1 amp rating. Coil resistance 185 ohms. Size approx. 1 1/2 x 1 1/2 in. high. 10/- each. P. & P. 1/6.  
Also some similar to above but coil resistance 5,800 ohms 48 volt operation, 8/- each. P. & P. 1/6.

**SPECIAL OFFER! PLESSEY TYPE 29 TWIN TUNING GANG.** 400pF + 146pF. Fitted with trimmers and 5:1 integral slow motion. Suitable for nominal 470 kc/s I.F. Size approx. 2 x 1 1/2 in. Only 8/6. P. & P. 2/6.

### TRANSFORMER BARGAINS

**MAINS TRANSFORMER.** Primary 200-240V two separate 1 wave secondaries giving approx. 16V at 1 amp and 20V at 1.2 amp; secs. can be connected in series for 36V at 1.5 amp. Ideal for transistor power supplies. Drop through mounting. Stack size 2 1/2" x 1 1/2" in. 15/-, P. & P. 6/6.

**MAINS TRANSFORMER.** For transistor power supplies. Pri. 200/240V. Sec. 9-0-9 at 500mA. 11/-, P. & P. 2/6. Pri. 200/240V. Sec. 12-0-12 at 1 amp. 14/6. P. & P. 2/6. Pri. 200/240V. Sec. 10-0-10 at 2 amp. 27/6. P. & P. 3/6.

**MATCHED PAIR OF 2 1/2 WATT TRANSISTOR DRIVER AND OUTPUT TRANSFORMERS.** Stack size 1 1/2" x 1 1/2" in. Output trans. tapped for 3 ohm and 15-ohm output. 10/- pair plus 2/- P. & P.

**7-10 watt OUTPUT TRANSFORMERS** to match pair of ECL86's in push-pull to 3 ohm output. ONLY 11/-, P. & P. 2/6.

**BRAND NEW MAINS TRANSFORMERS for Bridge Rectifier.** Pri. 240V AC. Sec. 240V at 50mA and 6-3V at 1.5 amp. Stack size 2 1/2" x 2 1/2 in. 10/6. P. & P. 3/6. (Special quotations for quantities).

### HIGH GRADE COPPER LAMINATE BOARDS

8" x 6" x 1/8 in. FIVE for 10/-, P. & P. 2/-.

## TRANSISTOR STEREO 8 + 8 MK II

Now using Silicon Transistors in first five stages on each channel resulting in even lower noise level with improved sensitivity. A really first-class Hi-Fi Stereo Amplifier Kit. Uses 14 transistors giving 8 watts push pull output per channel (16W mono). Integrated pre-amp. with Bass, Treble and Volume controls. Suitable for use with Ceramic or Crystal cartridges. Output stage for any speakers from 3 to 15 ohms. Compact design, all parts supplied including drilled metal work. Cir-Kit board, attractive front panel, knobs, wire, solder, nuts, bolts—no extras to buy. Simple step by step instructions enable any constructor to build an amplifier to be proud of. Brief specification: Freq. response ±3dB. 20-20,000c/s. Bass boost approx. to +12dB. Treble cut approx. to -16dB. Negative feedback 18dB over main amp. Power requirements 25V at 0.6 amp.

**PRICES: AMPLIFIER KIT 210.10.0. POWER PACK KIT 23.0.0; CABINET 23.0.0.** All Post Free. (Circuit diagram, construction details and parts list (free with kit) 1/6. (S.A.E.).



**SPECIAL PURCHASE!**  
**E.M.I. 4-SPEED PLAYER**  
Heavy 8 1/2in. metal turntable. Low flutter performance 200/250 V shaded motor (90 V tap). Complete with latest type lightweight pick-up arm and mono cartridge with 4/6 stylus for LP/78. LIMITED NUMBER ONLY 63/-, P. & P. 6/6.

### 4-SPEED RECORD PLAYER BARGAINS

**Mains models.** All brand new in maker's packing.  
**E.M.I. MODEL 899 Single Player** with unit mounted pick-up arm and mono cartridge... 25.5.0  
**S.B.R. UA25** with latest mono compatible car... 26.19.0  
All plus Carriage and Packing 6/6.

**LATEST GARRARD MODELS.** All types available 1000 SP25, 3000, AT60 etc. Send S.A.E. for Bargain Prices!  
**PLINTH UNITS** cut out for Garrard Models 1000, 1025, 2000, 3000, AT60, SP25. With rigid perspex cover. OUR PRICE 5 gns. complete. P. & P. 8/6.

**SONOTONE 9TACH** compatible Stereo Cartridge with diamond stylus 50/-, P. & P. 2/-.  
**LATEST RONETTE T/O Stereo Compatible Cartridge** for EP/LP/Stereo/78. 32/6. P. & P. 2/-.  
**LATEST RONETTE T/O Mono Compatible Cartridge** for EP/LP/78 mono or stereo records on mono equipment. 30/-, P. & P. 2/-.  
**FEW ONLY! ACOS GP69/1.** For EP and LP 10/-, P. & P. 2/-

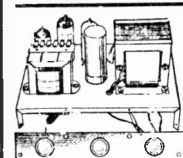

### QUALITY RECORD PLAYER AMPLIFIER MK II

A top-quality record player amplifier employing heavy duty double wound mains transformer. ECL86, EL84, E280 valves. Separate Bass, Treble and Volume controls. Complete with output transformer matched for 3 ohm speaker. Size 7in. w. x 3 d. x 6 h. Ready built and tested, PRICE 75/-, P. & P. 6/-.

**ALSO AVAILABLE** mounted on board with output transformer and speaker ready to fit into cabinet below. PRICE 97/6. P. & P. 7/6.

**DE LUXE QUALITY PORTABLE R/P CABINET MK II**  
Uncut motor board size 14 1/2" x 12in., clearance 2 1/2 in. below. 5 1/2 in. above. Will take above amplifier and any H.S.R. or GARRARD changer or Single Player (except AT60 and SP25). Size 18 x 15 x 5in. PRICE 79/6. P. & P. 9/6.

**FM/AM TUNER HEAD**  
Beautifully designed and precision engineered by Dornier & Wadsworth Ltd. Supplied ready fitted with twin .0005 tuning condenser for AM connection. Prealigned FM section covers 96-102Mc/s. I.F. output 10 FMcs. Complete with ECC85 (6L12) valve and full circuit diagram of tuner head. Another special bulk purchase enables us to offer these at 27/6 each. P. & P. 3/6.  
**GORLER F.M. TUNER HEAD.** 88-100 Mc/s. 10.7 Mc/s. I.F. 15/- plus 2/6 P. & P. (ECC85 valves, 8/6 extra).




**3-VALVE AUDIO AMPLIFIER MODEL HA34**  
Designed for Hi-Fi reproduction of records. A.C. Mains operation. Ready built on plated heavy gauge metal chassis, size 7 1/2 in. w. x 4 in. d. x 4 1/2 in. h. Incorporates ECC83, EL84, E280 valves. Heavy duty, double wound mains transformer and output transformer matched for 3 ohm speaker, separate Bass, Treble and volume controls. Negative feedback line. Output 4 1/2 watts. Front panel can be detached and leads extended for remote mounting of controls. Complete with knobs, valves, etc. wired and tested for only 24.5.0. P. & P. 6/-.

**HSL "FOUR" AMPLIFIER KIT.** Similar in appearance to HA34 above but employs entirely different and advanced circuitry. Complete set of parts, etc. 79/6. P. & P. 6/-.

**BRAND NEW TRANSISTOR BARGAINS. GET 13 (Matched Pair) 15/-; V15/10p, 10/-; OC71 5/-; OC76 6/-; AF117 7/6.**  
Set of Mullard 6 transistors OC44, 2-OC45, AC128D, matched pair AC128 25/-; Mullard LFH3 Audio Transistor Pack AC128D and matched pair AC128 12/6; ORP12 Cadmium Sulphide Kit 10/6. All post free.

## SPECIAL OFFER!

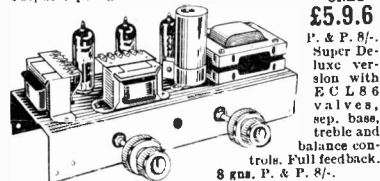


A great opportunity to purchase a first class GENERAL PURPOSE HIGH GAIN HIGH SENSITIVITY PORTABLE AMPLIFIER COMPLETELY self contained and can be used for a variety of purposes, i.e. Intercom, Baby Alarm, Booster unit for transistor radios, etc. also ideal for classroom unit etc. Works perfectly with our special offer ACOS Stick Microphone (21/-). Output 1000mW. Uses standard 9 volt battery. Smart two tone carrying case size 12 x 4 1/2 in. Rtted standard input jack socket, volume controls, 7 x 4in. speaker. Completely built and tested, brand new with full maker's guarantee.

**Only 79/6 P. & P. 5/6**

### STEREO AMPLIFIER

Incorporating 2 ECL86's and 1 E280, heavy duty, double wound mains transformer. Output 4 watts per channel. Full tone and volume controls. Absolutely complete. Output impedance 3 ohms.



**ONLY 25.9.6 P. & P. 8/-.**  
Super Deluxe version with ECL86 valves, amp. base, treble and balance controls. Full feedback. 8 gns. P. & P. 8/-.

### HIGH GAIN 4 TRANSISTOR PRINTED CIRCUIT AMPLIFIER KIT

**Type TA1**  
● Peak output in excess of 1 1/2 watts.  
● All standard British components.  
● Built on printed circuit panel size 6 1/2 in.  
● Generous size Driver and Output Transformers.  
● Output transformer tapped for 3 ohm and 15 ohm speakers.  
● Transistors (2ET114 or 81 Mullard AC128D and matched pair of AC128 o/p).  
● 9 volt operation.  
● Everything supplied, wire, battery clips, solder, etc. diagram 2/6 (Free with Kit).  
● Comprehensive easy to follow instructions and circuit diagram.  
**SPECIAL PRICE 45/-, P. & P. 3/-.** Also ready built and tested, 52/6. P. & P. 3/-.

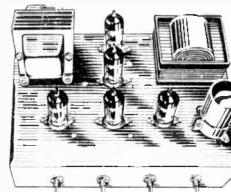
### HARVERSON'S SUPER MONO AMPLIFIER

A super quality gram amplifier using a double wound mains transformer, E280 rectifier and ECL82 triode pentode valve as audio amplifier and power output stage. Impedance 3 ohms. Output approx. 3.5 watts. Volume and tone controls. Chassis size only 7in. wide x 3in. deep x 5in. high overall. AC mains 200/240V. Supplied absolutely BUILT COMPLETELY wired and tested with valves and good quality output transformer. LIMITED NUMBER.

**OUR ROCK BOTTOM BARGAIN PRICE 49/6 P. & P. 8/-**

### 10/14 WATT HI-FI AMPLIFIER KIT

A stylishly finished monaural amplifier with an output of 14 watts from 2 EL84s in push-pull. Super reproduction of both music and speech, with negligible hum. Separate inputs for mike and gram allow records and announcements to follow each other. Fully shrouded section wound output transformer to match 3-15Ω speaker and 2 independent volume controls, and separate bass and treble controls are provided giving good lift and cut. Valve line-up 2 EL84s, ECC83, EP86 and E280 rectifier. Simple instruction booklet 2/6 (Free with parts). **All parts sold separately. ONLY 27.9.6 P. & P. 8/6.** Also available ready built and tested complete with std. input sockets, 29.5.0. P. & P. 8/6.



## HARVERSON SURPLUS CO. LTD.

170 HIGH ST., MERTON, S.W.19

Tel. 01-540 3985

(Please write clearly)

PLEASE NOTE: P. & P. CHARGES QUOTED APPLY TO U.K. ONLY. P. & P. ON OVERSEAS ORDERS CHARGED EXTRA.

Open all day Saturday  
Early closing Wed. 1 p.m.

A few minutes from South Wimbledon  
Tube Station

SEND STAMPED ADDRESSED ENVELOPE WITH ALL ENQUIRIES



# MULTIMETERS for EVERY purpose!

## LAFAYETTE DE-LUXE 100 KO/VOLT

"A Giant 6 1/2 in. scale. Built-in meter protection. 0/5/25/10/50/250/500/1,000V d.c. 0/3/10/50/250/500/1,000V a.c. 0/10/100MA/10/100/500MA/2-5/10A/0.1K/10K/100K/10M/10A d.c. 20K/200K/20MQ. £18.18.0. P. & P. 5/-.

10MΩ. — 10 to 49-4dB £18.18.0. P. & P. 5/-.

LAFAYETTE 57 Range Super. 50,000 O.P.V. Multimeter. D.c. Volts 125V-1000V. A.c. Volts 1.5V-1000V. D.c. Current 25μA-10 Amp. Ohms. 0-15 MegΩ. d.B. — 20 to +81dB. Overload Protection. £12.10.0. Carr. 3/6.

NEW MODEL 500.30 500 O.P.V. with overload protection. Mirror scale. 0/0.5/2.5/10/25/100/250/500/1,000V. d.c. 0/2.5/10/25/100/250/500/1,000V. a.c. 0/50μA/5/50/500MA. 12 amp. d.c. 0/60/K/6 Meg. 60megohm £8.17.6. Post paid.

MODEL TE-90 50,000 O.P.V. MIRROR SCALE OVERLOAD PROTECTION 0/3/12/60/300/600/1,200V d.c. 0/6/30/120/300/600V d.c. 0/0.5/6/60/600MA. d.c. 16K/160KΩ/1/6/16MΩ. — 20 to +63dB. £7.10.0. P. & P. 3/-.

MODEL TE-12. 20,000 O.P.V. 0/0.6/30/120/600/1,200/3,000/6,000V. d.c. 1/6/30/120/600/1,200V. a.c. 0/60μA/6/60/600MA. 0/6K/600K/6Meg. 60 Megohm 50PF. 2 MFD £5.19.6. P. & P. 3/6.

MODEL TE 80. 20,000 O.P.V. 0/10/50/100/500/1,000V. a.c. 0/5/25/50/250/500/1,000V. d.c. 0-50μA. 5/50/500MA. 0/6K/60K/600K/6 Meg. £4.17.6. P. & P. 3/-.

MODEL PT-34. 1,000 O.P.V. 0/10/50/250/600/1,000V. a.c. and d.c. 0/1/100/500mA. d.c. 0/100 KΩ 39/6. P. & P. 1/6.

TY75 AUDIO SIGNAL GENERATOR Sine Wave 20c/s to 200kc/s. Square Wave 20c/s to 30kc/s. High and low impedance output. Output variable up to 6 volts. 220/240 volts a.c. Size 210 x 150 x 120mm. Brand new with instructions. £18. Carr. 7/6.

TE-20D RF SIGNAL GENERATOR Accurate wide range signal generator covering 120Kc/s to 500Mc/s on 6 bands. Directly calibrated. Variable RF attenuator, audio output. Xtal socket for calibration. 220/240V a.c. Size 140 x 215 x 170mm. Brand new with instructions. £15. Carr. 7/6.

ARF-100 COMBINED AF-RF SIGNAL GENERATOR AF SINE WAVE 20 — 200,000c/s. Square wave 20-30,000 c/s. O/P. HIGH IMP. 21V P/P 600Ω 3-8V P/P. RF 100kc/s-300 Mc/s. Variable R.F. attenuation int./ext. modulation. Incorporates dual purpose meter to monitor AF output and % mod. on R.F. 220/240V a.c. £30.0.0. Carr. 7/6.

## TE-900 20,000Ω VOLT GIANT MULTIMETER

6in. full view meter. 2 colour scale, overload protection. 0/2.5/10/250/1,000/5,000V a.c. 0/2.5/12.5/10/50/250/1,000/5,000V d.c. 0/50μA/110/100/500MA 10A d.c. 20K/200K/20MQ. £15. P. & P. 5/-.

MODEL AS-100D. 100KΩ/VOLT 5in. mirror scale. Built-in meter protection. 0/3/12/60/120/300/600/1,200V. d.c. 0/6/30/120/300/600V. a.c. 0/10μA/6/60/300MA/12 Amp. 0/2K/200K/2M/200MΩ. — 20 to +17dB. £12.10.0. P. & P. 3/6.

PROFESSIONAL 20,000 O.P.V. LAB. TESTER Automatic overload protection, mirror scale. Ranges: 1/10/50/250/500/1,000 volts, d.c. and a.c. 0-500μA. 10mA, 250mA. Current: 0/20K, 200K, 2 megohm. Decibels: — 20 to +22dB. £5.19.6. P. & P. 2/6.

MODEL TE-70 30,000 O.P.V. 0/3/15/60/300/600/1,200V. d.c. 0/6/30/120/600/1,200V. a.c. 0/30μA/3/30/300MA. 0/16K/160K/1.6M/16megohm. £5.10.0. P. & P. 3/-.

MODEL TE-10A. 200KΩ Volt. 5/25/50/250/500/2,500 V. d.c. 1/0/50/100/500/1,000V. a.c. 0/50μA/2.5mA/250mA. d.c. 0/6K/6 megohm. — 20 to +22dB. 100, 100 mfd. 10 0-100-0-1 mfd. 69/6. P. & P. 2/6.

MODEL ZQM TRANSISTOR CHECKER It has the fullest capacity for checking on A, B and Ico. Equally adaptable for checking diodes, etc. Spec. A: 0.7-0.9967. B: 5-200. Ico: 0-50 microamps 0-5mA. Resistance for diode 200Ω-1MΩ. Supplied complete with instructions, battery and leads. £5.19.6. P. & P. 2/6.

TE-65 VALVE VOLTMETER High quality instrument with 28 ranges. D.c. volts 1.5-1,500V. A.c. volts 1.5-1,500V. Resistance up to 1,000 megohms. 220/240V a.c. operation. Complete with probe and instructions. £17.10.0. P. & P. 6/-. Additional Probes available: R.F. 35/-, H.V. 42/6.

AVOMETERS Supplied in excellent condition, fully tested and checked. Complete with probes, leads and instructions. Model 7 £13.10.0. P. & P. 7/6.

TRANSISTORISED L.C.R. A.C. MEASURING BRIDGE A new portable bridge offering excellent range and accuracy at low cost. Ranges: R-0.1Ω -11MΩ. C 6 ranges ±1%. L 1μH-11H. 6 ranges ±2%. C. 10pF-1.110MF. 6 ranges ±2%. Turns ratio 1:1/1,000-1:11,000. 6 ranges ±1%. Bridge voltage at 1,000c/s. Operated from 9V, 100μA. Meter indication. Attractive 2-tone metal case. Size 7 1/2 x 5 x 2in. £20. P. & P. 5/-.


## NEW CATALOGUE

Nearly 200 pages giving full details of a comprehensive range of COMPONENTS, TEST EQUIPMENT, COMMUNICATION EQUIPMENT AND HI-FI EQUIPMENT. Each section greatly enlarged and fully illustrated. Thousands of items many at bargain prices. FREE DISCOUNT COUPONS VALUE 10/-.

**SEND NOW—ONLY 7/6 PER P.P.**

## GARRARD

FULL CIRCLE RANGE OFFERED. BRAND NEW AND GUARANTEED AT FANTASTIC SAVINGS



SRP22 Mono	£6.10.0
SRP22 Stereo	£6.19.8
*1025 Mono	£7.10.0
*1025 Stereo	£7.19.8
*2025 Stereo	£8. 8.0
*2023T/C Mono/Stereo	£8.17.8
*3000 Stereo	£8.19.8
*SL25 MKII	£11.19.8
*SL55	£11.19.8
A70 MKII	£12.10.0
*AT80 MKII	£12.10.0
*SL65	£14.14.0
AP75	£19. 0.0
401	£28. 7.6
SL75	£29. 0.0
SL95	£35. 0.0

Carriage/insurance 7/6 extra any model.

\* Special offer base and cover available for these models at £4.15.0. Carr. 5/-.

Full range of Garrard accessories available.

## UNR-30. 4-BAND COMMUNICATION RECEIVER

Covering 550Kc/s-30Mc/s. Incorporates variable BFO for CW/SSB reception. Built in speaker and phone jack. Metal cabinet. Operation 220/240V. a.c. Supplied brand new guaranteed with instructions. Carr. 7/6. **13 GNS.**

## NEW LAFAYETTE SOLID STATE HA600 RECEIVER

5 BAND AM/CW/SSB AMATEUR AND SHORT WAVE. 150Kc/s TO 400Kc/s AND 550Kc/s TO 30Mc/s. P.E.T. front end • 2 mechanical filters • Huge dial • Product detector • Variable BFO • Noise limiter • 8 Meter • 24in. Bandsread • 230V a.c./12V d.c. reg. earth operation • RF gain control. Size 15in 9 1/2in 8 1/2in. Wt. 18lb. EXCEPTIONAL VALUE £45. Carr. 10/-.

S.A.E. for full details.

## NEW STAR SR-200 SSB AMATEUR RECEIVER

An exciting new receiver covering 6 amateur bands 160,80/40/20/15/10 metres. Illuminated slide rule dial. 8 meter. Crystal calibrator. Product detector. Automatic noise limiter. RF tuning and gain controls. Speaker or phone outputs. 8 valves, 2 transistors, 2 diodes. 220/240V a.c. Supplied brand new and guaranteed. £40.0.0. Carr. 10/-.

## LAFAYETTE LA-224T TRANSISTOR STEREO AMPLIFIER

19 transistors, 8 diodes. IHF music power 30W at 8 ohms. Res. 30-20,000 +2dB at 1W. Distortion 1% or less. Inputs: 3 MV and 250 MV. Output: 3-16 ohms. Separate L. and R. volume controls. Treble and bass control. Stereo phone jack. Brushed aluminium, gold-anodised extruded front panel with metal case. 10 1/2 x 3 1/2 x 7 1/2 in. 115/230 V. A.C. £28. Carr. 7/6.

## HOSIDEN DH04S 2-WAY STEREO HEADSETS

Each headphone contains a 2 1/2 in woofer and a 1/2 in tweeter. Built in individual level controls. 8Ω imp. 25-18,000c/s. with cable and stereo plug. £5.19.6. P. & P. 2/6.

## TRANSISTORISED FM TUNER

6 TRANSISTOR HIGH QUALITY TUNER, SIZE ONLY 6 x 4 x 2 1/2 in. 3 I.F. stages. Double discriminator. Ample output to feed most amplifiers. Operates on 9V. battery. Coverage 88-108Mc/s. Ready built ready for use. Fantastic value for money. £6.7.6. P. & P. 2/6. Stereo multiflex adaptor 5 gns.

## TO-3 PORTABLE OSCILLOSCOPE

3in. tube. V amp. Sensitivity .1V p-p/CM. Bandwidth 1.5 cps-1.5 MHz. Input imp. 2 megΩ 25 PF. X amp. sensitivity. 9V p-p/CM. bandwidth 1.5 cps-200 KHZ. Input imp. 2 megΩ 20 PF. Time base. 5 ranges 10 cps-300 KHZ. Synchronization. Internal/external. Illuminated scale 140 x 215 x 330 MM. Weight 15 1/2 lb. 220/240 V. A.C. Supplied brand new with handbook. £35.0.0. Carr. 10/-.

# G.W. SMITH & CO (RADIO) LIMITED

Phone GERRARD 8204/9155  
Cables SMITHEX LESQUARE  
3-34 LISLE STREET, LONDON, W C 2


**OPEN**  
9 a.m. to 6 p.m. every day Mon. to Sat. Trade supplied.

# LOOK!

**PRACTICAL!**

**VISUAL!**

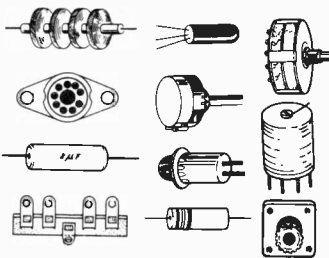
**EXCITING!**



a new 4-way method of mastering  
**ELECTRONICS**  
by doing — and — seeing . . .


**1** ▶ **OWN and HANDLE a**

complete range of present-day **ELECTRONIC PARTS** and **COMPONENTS**

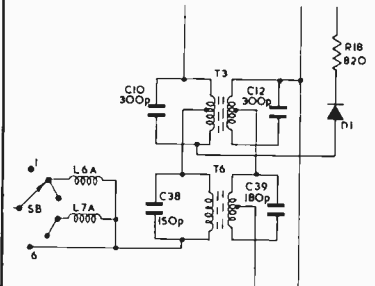


**2** ▶ **BUILD and USE**

a modern and professional **CATHODE RAY OSCILLOSCOPE**



**3** ▶ **READ and DRAW and UNDERSTAND CIRCUIT DIAGRAMS**



**4** ▶ **CARRY OUT OVER 40 EXPERIMENTS ON BASIC ELECTRONIC CIRCUITS AND SEE HOW THEY WORK . . . INCLUDING . . .**

- VALVE EXPERIMENTS
- TRANSISTOR EXPERIMENTS
- AMPLIFIERS
- OSCILLATORS
- SIGNAL TRACER
- PHOTO ELECTRIC CIRCUIT
- COMPUTER CIRCUIT
- BASIC RADIO RECEIVER
- ELECTRONIC SWITCH
- SIMPLE TRANSMITTER
- A.C. EXPERIMENTS
- D.C. EXPERIMENTS
- SIMPLE COUNTER
- TIME DELAY CIRCUIT
- SERVICING PROCEDURES

This new style course will enable anyone to really understand electronics by a modern, practical and visual method—no maths, and a minimum of theory—no previous knowledge required. It will also enable anyone to understand how to test, service and maintain all types of Electronic equipment, Radio and TV receivers, etc.

**FREE** POST NOW  
for  
BROCHURE

or write if you prefer not to cut page

To: **BRITISH NATIONAL RADIO SCHOOL, READING, BERKS.** Please send your free Brochure, without obligation, to: we do not employ representatives

NAME..... BLOCK CAPS

ADDRESS..... PLEASE PE 11



## TECHNICALLY ECLIPSED

**T**ECHNOLOGICALLY speaking, 1968 went out in a blaze of glory. From the comfort of our fireside chairs, we looked in on the greatest, most amazing live outside broadcast yet. The true measure of the *Apollo 8* achievement has still to register in many minds. But it is clear that electronic technology came through its severest test to date with flying colours. A virtual 100 per cent performance of the electronic systems has been reported. Considering over five million separate electronic parts were involved in the *Apollo 8* space project, this indeed speaks volumes for the order of reliability now attainable when operating under extraordinary arduous conditions.

Sad to say, man's triumphant progress in space contrasts greatly with his impotency in other areas of more direct concern to all. This was dramatically brought home to us in the first weeks of the New Year. Elation changed to downright depression when fog and icy conditions brought calamity to our motorways.

Before disaster returns next winter—on an even larger scale—action ought to be taken to apply some of *our own* native electronic expertise to this problem of driving under extreme weather conditions.

Surely it is by now recognised that modern high speed roads demand sophisticated electronic warning and guidance devices. These aids are just as vital here as the radar, navigation, and communication systems which are mandatory on ships and aircraft. The challenge of fog must somehow be met—whether through simple radars for cars or roadside installations that compute distances between vehicles and provide suitable warning.

Not as alluring or exciting as developing systems for space adventures—but since we are out of *that* race, we could well exert ourselves in winning this "road event".

The Minister of Technology should exhort, demand, and infuse some sense of urgency into the various Research Establishments that come under his sponsorship, as well as promote the required liaison with industry.

Those who appreciate the latent possibilities of electronics must be irritated and thoroughly impatient with the apparent lack of progress in this area. Heaven knows there are plenty of amateur inventors and experimenters of no mean talent who would welcome the chance to have some of the facilities enjoyed by the large staffs of highly qualified workers employed at these Government establishments.

How about some speedy results Mr Minister? After all, we taxpayers do foot the bill. And you can't dismiss this as mere moonshine.

F. E. Bennett—*Editor*

## THIS MONTH

### CONSTRUCTIONAL PROJECTS

PHOTOGRAPHIC TIMER	176
BINARY ADDER	187
ELECTRONIC MIME	
MOBILE ANIMAL—EMMA	196
KNITTING MACHINE ALARM	204
SOUND OPERATED SWITCH	207

### SPECIAL SERIES

BIONICS—5	212
-----------	-----

### GENERAL FEATURES


MODERN AUDIO CIRCUITS	179
APOLLO-8	182
INGENUITY UNLIMITED	192
ELECTRONIC VIDEO RECORDING	210

### NEWS AND COMMENT

EDITORIAL	175
BOOK REVIEWS	184
NEWS BRIEFS	190, 221
SPACEWATCH	203
BOAT SHOW	206
POINTS ARISING	209
MARKET PLACE	222
ELECTRONORAMA	225
READOUT	226

*Our April issue will be published on  
Friday, March 14*

# photographic timer



By A. GLOVER

**T**HE small unit to be described in this article has been in use for some time as an enlarging timer. It is reliable, and gives consistent timing accuracy. The capacitor and resistor in the timing circuit are effectively isolated from the remainder of the circuitry, until the neon strikes, therefore the timer accuracy depends mainly upon these components.

Using a tantalum capacitor and high stability resistors a repeatable accuracy of better than five per cent on the full three minutes range is obtained, although this could be further improved by using a stabilised power supply instead of the one shown.

## CIRCUIT DESCRIPTION

Fig. 1 shows the general circuit, which, with S1 on, functions as follows: when S3 is pressed the capacitor C1 is placed in series with R2 and the mains rectifier D1 causing this capacitor to be charged rapidly to about 250 volts.

On release of S3 the capacitor is connected across R3 and the relay coil, the relay operates closing contacts RLA2, so connecting the mains to the lamp via RLA1. At the same time, the timing capacitor C3 is disconnected from R11 by contacts RLA3. Capacitor C3 now commences to charge through VR1 and R4 (R6 to R10 being short circuited with S4 in position 1); this charging will continue until the neon strikes at around 75 volts.

When the neon strikes a current pulse is fed through R5 to the base of TR1, causing the transistor to be switched on and hence short circuit the relay coil. The relay de-energises and opens contacts RLA2, removing the mains from the unit.

Capacitor C2 is required to keep TR1 switched on for a longer period than it takes C1 to discharge; without it the relay would just click and leave the unit switched on. The purpose of diode D2 is to absorb the back e.m.f. from RLA which would otherwise appear across TR1 and damage it.

Resistor R4 is a current limiter and so should not be reduced below 1 kilohm. It also gives the minimum timing cycle; in this case approximately 0.1 second which corresponds to five cycles at mains frequency—hardly time for the bulb to reach full brilliance.

The contacts RLA1 are used to switch the external load (lamp); the relay contacts must be capable of carrying the load current and heavy duty contacts are recommended. In the original unit provision is made for switching the lamp on, prior to processing, to set up the focus; this switch (S2) is a normal toggle type capable of switching a current of 5A.

The relay used has a coil resistance of 570 ohms and a nominal operating voltage of 24V. The contacts are rated 5A at 250 volts a.c. Other types of low current relays could be used if the value of R3 is changed, the new value for R3 being given by:

$$R_3 = \frac{(250 - V_r)R_r}{V_r}$$

where  $V_r$  and  $R_r$  are the relay coil voltage and resistance respectively.

If the relay is rated at more than 24 volts, then a transistor with a higher collector rating will be required, an OC77 or NKT217 being suitable for relays of up to 48 volts.

## CONSTRUCTIONAL DETAILS

Construction is quite straightforward and in no way critical as no signal voltages are involved. Most of the smaller components, including the relay, can be mounted on a piece of plain perforated s.r.b.p. using soldering pins. The size of the board used depends on the components, but a basic layout and wiring diagram is shown in Fig. 2. All wiring between the mains input and the load output connectors must be of reasonably substantial wire, capable of passing up to 5A.

Some difficulty may be experienced in obtaining a suitable polarised tantalum capacitor. The one used in

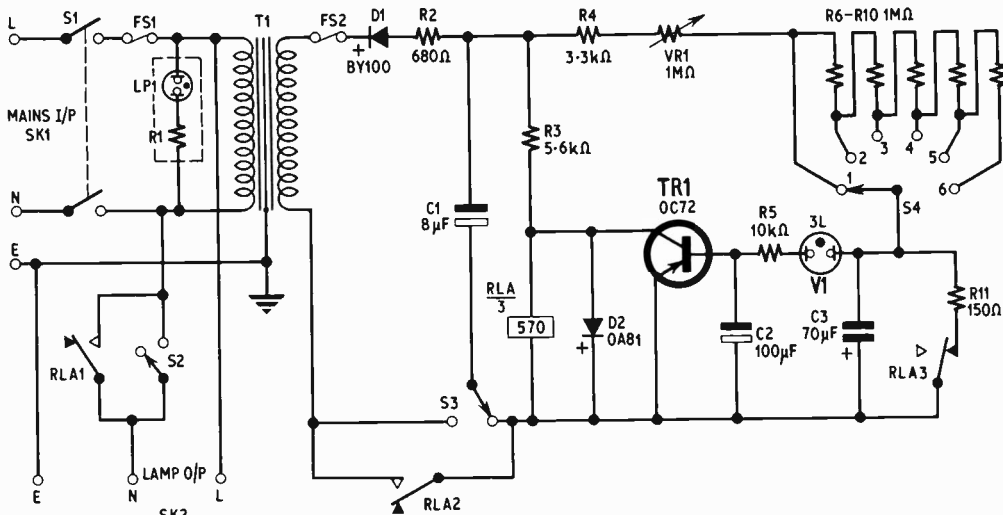


Fig. 1. The complete circuit diagram of the photographic timer

## COMPONENTS . . .

### Resistors

R1	270kΩ (may be fitted in LP1)
R2	680Ω
R3	5.6kΩ 8W wirewound
R4	3.3kΩ
R5	10kΩ
R6	1MΩ
R7	1MΩ
R8	1MΩ
R9	1MΩ
R10	1MΩ
R11	150Ω

All ± 10%, ½W carbon except where stated

### Capacitors

C1	8μF elect. 450V
C2	100μF elect. 6V
C3	70μF tantalum 75V (see text)

### Semiconductors

TR1	OC72 (see text)
D1	BY100, 16MB16
D2	OA81, WG51

### Switches

S1	Double-pole, on-off toggle (5A at 240V a.c.)
S2	Single-pole, on-off toggle (5A at 240V a.c.)
S3	Single-pole, changeover push button, press to change, release to restore
S4	Two-pole, six-way wafer switch (only one pole used)

### Miscellaneous

T1	Mains transformer; secondary 240V at 100mA
V1	2L, 70V neon
LP1	Mains neon indicator (normally includes R1)
VR1	1MΩ carbon potentiometer
RLA	24V, 570Ω 3-pole changeover relay heavy duty contacts (see text)
FS1	3A fuse and holder
FS2	100mA fuse and holder
SK1	Mains plug and socket, Bulgin type P340
SK2	Mains plug and socket, Bulgin type P437
	Die-cast metal box (see text) or other case
	Two pointer knobs
	Plain perforated s.r.b.p. board and soldering pins

the prototype was one of the Plessey "double-high-cap" range; these components are available through some retail suppliers. (List of suppliers will be available from Plessey Components Group, Chemical and Metallurgical Division, Wood Burcote Way, Towcester, Northamptonshire.)

The mains transformer, all switches, fuses, indicators, and potentiometer VR1 are mounted directly to the case which is earthed through the mains input socket. Resistors R6 to R10, which are wired around the wafer of switch S4, should not be mounted until the unit is calibrated, as described later.

A general layout and wiring diagram is given in Figs. 3 and 4; these diagrams show the components mounted in a die-cast metal box measuring 9in × 5in × 2½in but this size will depend on the size of the components used. The pre-wired board is mounted on pillars to prevent short circuits between the terminal pins and the case.

Components LP1, VR1, and all the switches are mounted on the front panel of the case and must be so arranged that they do not touch any components mounted inside the case (see Fig. 4). Leads between components on the front panel and components inside the case must be long enough to facilitate easy removal of the front panel. The input and output connectors used are made by Bulgin, the input connector being of the male type and the output of the female type.

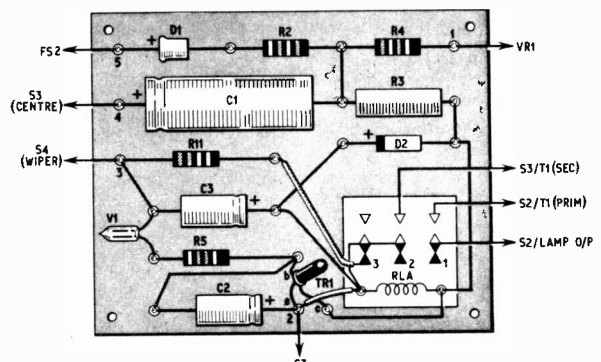
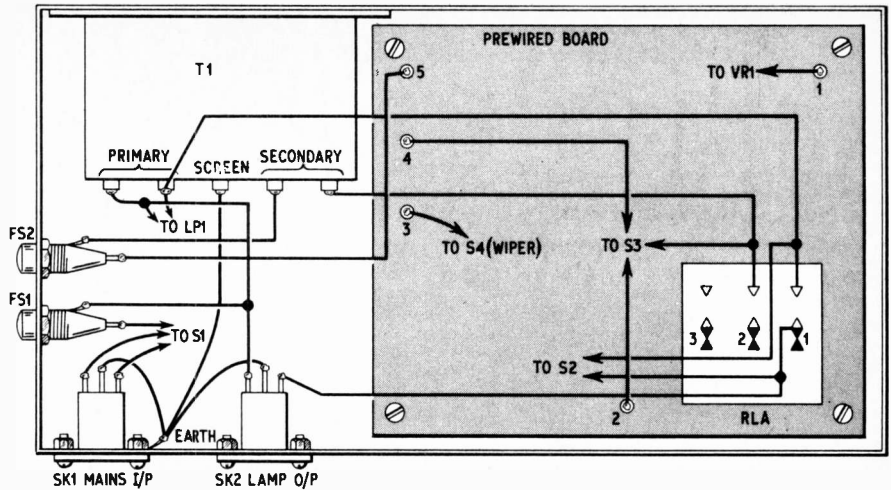


Fig. 2. Layout and wiring of the pre-wired board. All fly leads should be of plastic covered wire

**Fig. 3. Layout and wiring diagram of the components mounted inside the metal case. All connections are made with plastics covered wire.**



### ALTERNATIVE UNIT

It is possible to reduce the cost of this unit and ease construction by employing continuously variable timing. In this case resistors R6 to R10 and switch S4 should be omitted and VR1 connected directly to C3. The timing range, which will then be 30 seconds, could be increased by replacing VR1 with a higher resistance potentiometer, two megohms giving approximately one minute and five megohms approximately two and a half minutes.

Capacitor C3 could be replaced by a 100 $\mu$ F 100V electrolytic type; this would however reduce the accuracy of the unit on longer timings due to higher leakage current. It would also give different calibration scales.

### CALIBRATING THE TIMER

Connect the lamp between the "lamp output" terminals, and connect up the mains supply. Set both timing controls to the lowest position, switch on and depress the start button—the lamp should switch on and off once quickly. Rotate the timing control (VR1) to the opposite end and repeat the procedure, timing the cycle with a stop watch or the second hand of any watch or clock. Time should be between 30 and 40 seconds for one cycle, if it is not then suspect the timing capacitor or VR1, i.e. time low—not enough

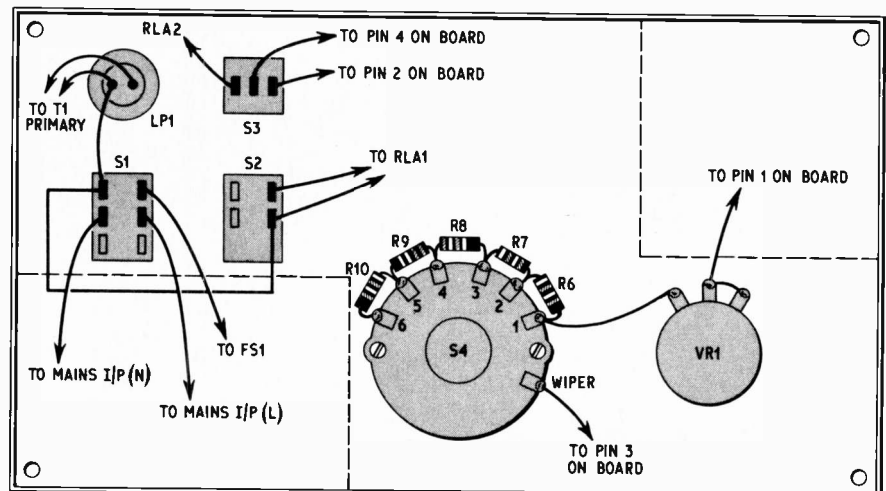
capacitance, or VR1 is low in value, time high—too much capacitance or VR1 is high.

Place a piece of white card behind the control and, using a stop watch and pencil, calibrate the scale in seconds at five second intervals. Double check on the five and ten second marks, and space, at regular intervals, marks between each five second mark to represent each second. The scale can now be inked in or transferred to some other suitable dial material.

Set the timing switch (S4) to position 2, VR1 to 30 seconds, and connect R6 (1 megohm) temporarily in circuit. Check the timing and, if it is below one minute, connect a small value resistor in series with R5, thus adjusting the value to obtain an interval of exactly one minute. If above one minute the timing can be adjusted by adding a higher value resistor in parallel with R5, or alternatively selecting a suitable 1 megohm resistor to replace R6. Switch to higher ranges and repeat the above procedure to obtain the correct timing for each switch position, i.e. 30, 60, 90, 120 and 150 seconds (plus 30 seconds for each position with VR1 at maximum).

If the unit is used for photographic purposes do not fix it to the enlarger, as pressing the start button on the unit is liable to set up a small vibration in the enlarger column. This vibration will give an "out-of-focus" effect to the prints. ★

**Fig. 4. Layout of components mounted on the front panel. The areas enclosed by the broken lines should be left clear to avoid shorting with the transformer and the relay**



# MODERN AUDIO CIRCUITS

By F. C. JUDD

SINCE the 1930's audio engineers have devoted a good deal of their knowledge and energy toward producing audio amplifiers with low distortion, low noise and a wide, flat frequency response. Negative feedback paved the way to improvement in frequency response and later, the introduction of low noise amplifier valves like the Mullard EF37, did much toward reducing noise and microphony in high gain pre-amplifier stages.

This trend continued for a time with improved low noise pentodes such as the Mullard EF86 and with special audio frequency triode valves like the ECC83 which were much favoured for tape recorder record and replay pre-amplifiers.

Most audio equipment manufacturers have now "gone over" to transistors, not without problems of course, but with reasonable success even in the realm of hi fi.

In this article a number of practical feedback amplifiers will be described. All of these are high performance audio designs and employ various Mullard *npn* silicon planar epitaxial transistors of the type BC107, BC108 and BC109.

## IMPEDANCE TECHNIQUES

A technique now becoming common in transistor audio circuit design is the use of a high input impedance and low output impedance. This enables circuits like those given in this article, to be connected together since they each have the requisite high input and low output

impedance for successful cascading. The supply voltage of 18V can be varied within limits of plus or minus 15 per cent without any appreciable change in performance, so that a stabilised voltage supply is not necessary.

A basic amplifier circuit is given in Fig. 1. This will provide voltage gains of 10, 20, 30 and 40dB dependent on the choice of circuit component values. Complete stabilisation is obtained by employing two d.c. feedback loops, one between the emitter of TR2 and the base of TR1 and the other between the collector of TR2 and the emitter of TR1.

The frequency response is uniform between 20 and 20,000Hz and the input and output impedances, although somewhat dependent on the overall gain and the amount of feedback, will be nominally low, from 60 to 700 ohms for the output and high, from 110 to 145 kilohms for the input. The actual input and output impedances together with circuit component values for amplifiers with a gain of 10, 20, 30 or 40dB are given in Table 1.

The distortion for this amplifier is below 0.1 per cent for output voltages up to 1 volt and below 1 per cent for output voltages up to 3 volts. The noise voltage referred to the input is less than 1 microvolt.

## PRE-AMPLIFIERS WITH A SPECIAL FREQUENCY RESPONSE

With two feedback paths available as in Fig. 1 it is conceivable that one could be used for producing special frequency responses such as equalisation for gramophone record reproduction (RIAA) or for reproduction from a tape head (CCIR or NAB). For these applications the equalisation response is obtained by feedback from the collector of TR2 to the emitter of TR1 as in Fig. 2.

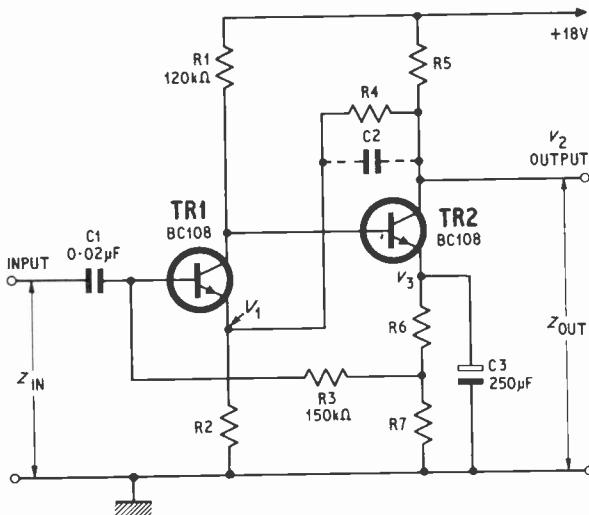


Fig. 1. Basic amplifier circuit

Table 1: COMPONENT VALUES AND VOLTAGE READINGS

	Gain(dB) 10	20	30	40	Units
R2	4.7	1.5	1.5	1.0	kΩ
R4	12	15	56	180	kΩ
R5	1.8	2.2	2.2	2.2	kΩ
R6	470	560	330	680	Ω
R7	1200	470	270	220	Ω
C2	—	—	—	10	pF
V <sub>1</sub>	3.4	0.97	0.4	0.15	V
V <sub>2</sub>	10.8	9.3	9.3	9.7	V
V <sub>3</sub>	5.6	3.55	2.3	3.4	V
Z <sub>in</sub>	145	140	135	110	kΩ
Z <sub>out</sub>	63	140	260	700	Ω



The component values given produce the necessary equalisation for record reproduction (RIAA) via modern low sensitivity magnetic pick-up cartridges as shown in Fig. 3.

The input sensitivity is approximately 3mV for a 60 to 100mV linear output. A twin channel stereo version of this circuit was constructed by the writer expressly for use with low sensitivity magnetic pick-ups and performed as follows:

Input Sensitivity	3mV at 1kHz for 75mV output
Input Impedance	56 kilohms
Output Impedance	10 kilohms
Distortion	Less than 0.2%
Equalisation	RIAA
Noise Level	Better than -60db

### BUFFER AMPLIFIERS

The occasion often arises when one has to match a very high impedance device such as a crystal microphone

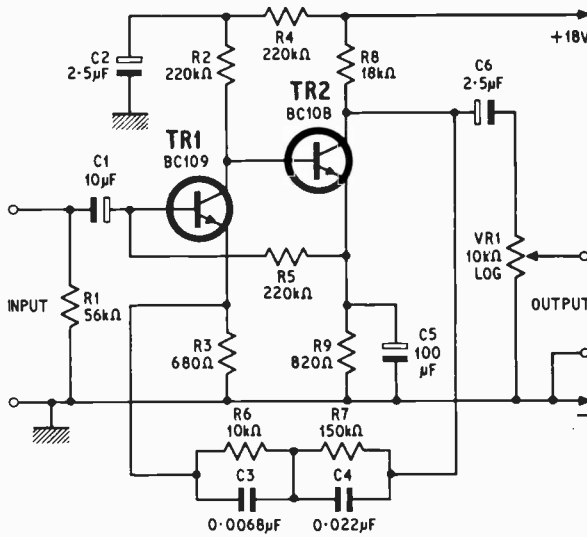


Fig. 2. Circuit for pre-amplifier with RIAA equalisation

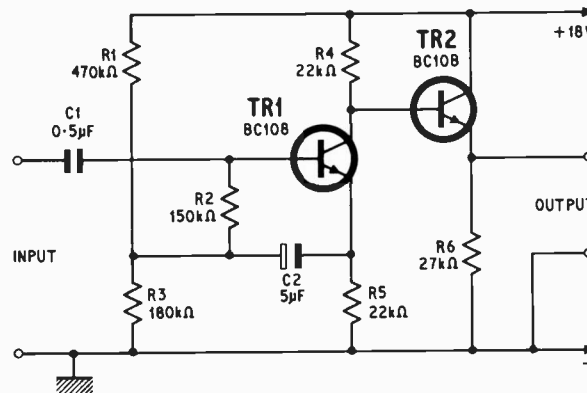


Fig. 4. Buffer amplifier with high impedance (3.6 megohms) input

to a comparatively low impedance input. The buffer amplifier circuit given in Fig. 4 has an input impedance of around 3.5 megohms to which a crystal microphone could be connected without loss of low frequency response.

The gain of the amplifier is unity and the output impedance is low. It could therefore be used with the pre-amplifier circuit in Fig. 5. TR1 operates in a common emitter arrangement with a large amount of feedback and with TR2 operating as an emitter follower. The frequency response is from 20 to 20,000Hz and distortion below 0.5 per cent with output voltages up to 2 volts.

### VARIABLE GAIN PRE-AMPLIFIERS

The circuit given in Fig. 5 is derived from that given in Fig. 1 and permits a continuous variation in gain between 13 and 40dB. The gain is controlled by VR1 in the TR2 collector to TR1 emitter feedback circuit.

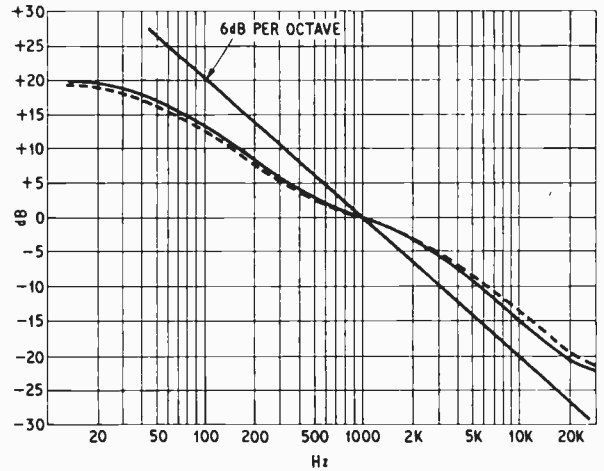


Fig. 3. Response of circuit given in Fig. 2. Dotted line is response for a duplicate of the amplifier, i.e. a second channel for stereo

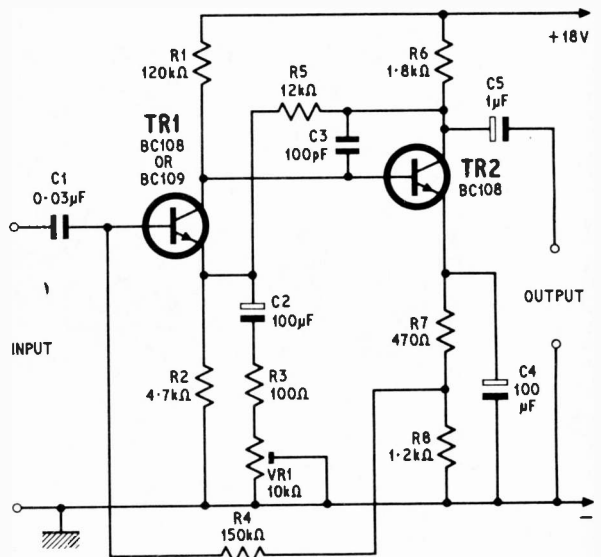


Fig. 5. Signal amplifier with variable gain

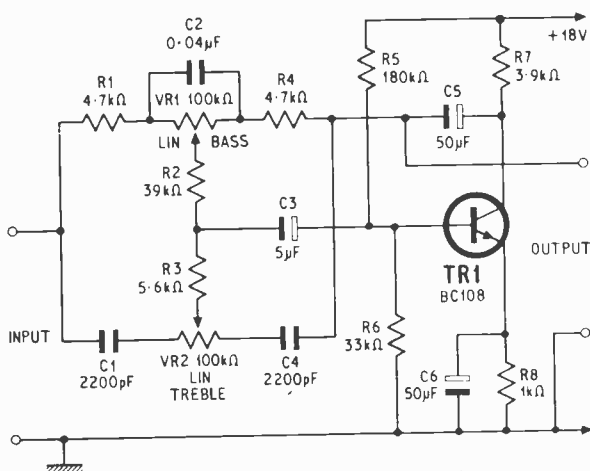


Fig. 6. Tone control network for bass and treble, lift and cut

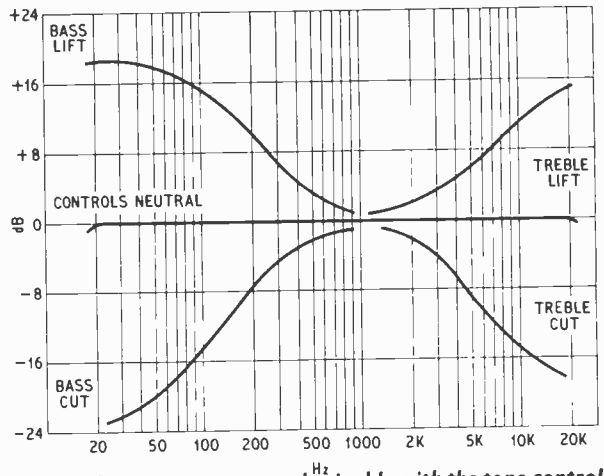


Fig. 7. Frequency response obtainable with the tone control circuit of Fig. 6

For the highest gain (40dB) and an output of 2 volts, the distortion is 0.75 per cent and for the lowest gain (13dB) is 0.1 per cent. Frequency response is from 20 to 20,000Hz within the limits of plus and minus 2dB. The input and output impedances are as follows:  $Z_{in}$  for a gain of 13dB = 145 kilohms and for 40dB = 120 kilohms.  $Z_{out}$  for a gain of 13dB = 47 ohms and for 40dB = 120 ohms.

A five channel microphone and high level signal mixer designed around this circuit will be described next month.

#### OTHER APPLICATIONS

The basic circuits given in this article lend themselves to numerous audio applications, some of which will be dealt with in later issues as working items of equipment. For example the buffer amplifier of Fig. 4 can be employed very successfully in an audio high pass/low pass filter with unity gain. The circuit of Fig. 2 can be extended to cover the usual requirements for a hi fi pre-

amplifier with inputs for tape head, crystal or magnetic pick-up cartridges and radio tuner, etc.

Yet another application in hi fi pre-amplifier stages is the active tone control network shown in Fig. 6. This is quite different from the usual frequency dependent passive network and operates with a frequency dependent feedback network between the collector and base of the transistor.

The gain through the amplifier is almost unity and the tone controls provide bass and treble lift and cut as shown in Fig. 7. For an input voltage not exceeding 250mV the total distortion is below 0.1 per cent. The input impedance is 40 kilohms and the output impedance 180 ohms.

#### ACKNOWLEDGEMENT

The writer would like to thank the applications staff of Mullard Limited for advice on the use of the Mullard transistors type BC107, BC108 and BC109 and for permission to quote from Mullard publications. ★

## PRACTICAL ELECTRONICS ORGAN — an invitation...

Very shortly we shall commence publication of a series of articles describing in full detail the construction of a two manual electronic organ. This instrument has been specially designed and built for Practical Electronics by Alan Douglas.

We believe this design is significantly in advance of any previously offered to the private constructor. But decide for yourself. The Practical Electronics Organ will be demonstrated at the next London meeting of the Electronic Organ Constructors Society, on Saturday, February 22, at St. David's Church Hall, Lough Road, London, N.7 (Two minutes' walk from Caledonian Road Station—Piccadilly Line).

The E.O.C.S. has extended a cordial invitation to P.E. readers to join their own members on this special occasion. The meeting commences at 2.30 p.m.

Further details concerning this forthcoming series will be given in our next issue.




# First Manned Lunar Orbit Mission — A Triumph For Technology



by Frank W. Hyde

Astronaut William Anders checks the telephoto lens for the small television camera aboard the spacecraft some 130,000 miles from Earth on the way to the Moon



THE milestones of history cause widely different attitudes in community groups and perhaps it is not therefore surprising that in America complaints about the monitoring of the *Apollo* mission to the moon should have arisen.

The reactions of people to the mission have been as wide as they have been varied. To those who see it from the outside as it were and are responsive to the inevitable emotional reaction of an outstanding achievement, it must rank as one of the important moments of their time and be indelibly printed on their memories.

There have been others whose reaction takes a different direction, some to the point of deriding the whole concept of such projects. The superficial thinking which always surrounds such events indicates how blasé people at large have become after ten years of man in space. To those actively engaged in the projects the excitements of each step keeps alive an enthusiasm that is only tempered by a knowledge of what might be in the future.

## MAGNITUDE OF THE ACHIEVEMENT

To engineers and scientists generally (there are some agin' it) the magnitude of the achievement and what is involved in the successful completion of such a mission, all marks a point in the history of technology where planned sequential events integrated with human endeavour shows man's capabilities of using his knowledge of his environment and the physical laws which govern it.

The most vital requirement for the *Apollo 8* mission was a perfect system of communication between the vehicle and the control centre at Houston, Texas. This was achieved without having to use the extensive "back up" systems that had been built into the spacecraft. It had been argued and indeed still is that this extensive use of "redundant" equipment reduces the payload to a considerable extent. While this undoubtedly is so there is perhaps a good reason to suffer this against the possible chance of failure however remote that may be.

## COMPUTER PROGRAMME

An example of this was the ability of the on-board computer to deal with the essential problems should the ground communication fail. This was called the Colossus programme and is summarised here:

*launch monitoring; translunar injection monitoring; execute and monitor, mid-course correction manoeuvre, lunar orbit insertion manoeuvre; plan, target and monitor trans-earth injection manoeuvres; re-entry guidance; platform alignment with star sightings; navigation, star horizon sightings, lunar landmark sightings.*

The gains to be had from the mission itself were extensive and did in fact justify the decision to bring forward the programme of missions.

The flight trajectory, the critical points and manoeuvres necessary, and the television broadcasts have already been extensively written up, but these spectacular events are but a small part of the whole. It will take some weeks for all the data to be processed but

some comment can be made on the original programme. This can be summarised under the five following general headings.

## NAVIGATION

Under navigation will come the lighting constraints. It is desirable that the lunar landing should be at a time when the lighting on the lunar surface is at a fairly low sun angle. This is required for the onboard computation of the navigational and guidance data to track accurately the targets on the horizons, stars or on the lunar surface. The second requirement is the evaluation of the back-up systems.

## COMMUNICATIONS AT LUNAR DISTANCES

Under the heading of communications come all the systems of telemetry which concern the biological data, the interchange of information between ground control and spacecraft at voice levels, telemetry of environmental conditions outside and inside (other than biological) and television.

There are two aerial systems: an omni-directional aerial and the high-gain group of directional aeriels. All systems communication is possible with the omni-directional aerial, except television. The high gain aerial system after adjustment operated quite satisfactorily. The blank period of course is the time when the vehicle is behind the moon, for line of sight facility is required for communication. The success of this has demonstrated the efficiency of the electronics involved. The frequencies chosen were in the "unified S-band" and the choice of this band has been entirely justified.

A significant and interesting thing about the television transmissions was the improvement of the standard of the picture when coming from the Madrid terminal via Eurovision as compared with the transmission from Houston via satellite channels.

There is another aspect of the communications dependent on line of sight and that is that in tracking earth orbiting satellites successive tracking stations are brought into operation to keep the satellite within the "beam". In the case of the moon it is far enough out to be in the beam for a longer period, but still the successive tracking is needed because the earth is rotating and compensation has to be made for this in order to keep in the beam.

## THERMAL ENVIRONMENT

Temperatures and changes that take place as certain rolling manoeuvres are made to even up the direct effect of the sun's rays were monitored. A number of studies were also programmed to deal with radiation and its effect. One significant feature noticed was the different dosage received by each astronaut which seemed to have a relation to position in the spacecraft.

## OPERATIONAL EXPERIENCE

Under the heading of operational experience come those manoeuvres and programming when within the moon's gravity, which will have a direct bearing on lunar landing techniques. Photography as well as direct viewing becomes important here since evaluation of surface features is vital. The stereoscopic mapping was obtained by shooting a series of pictures at an angle of some 20 degrees and the next orbit round a series of vertical shots.

During training the astronauts had made studies of earth sites which might be similar to those on the moon and also they had made an intense classroom study of

geology to help in the evaluation. Five principal sites had been chosen for particular observation. The photography dealt with these by using stereo pairs in addition to the close time pairs mentioned above. This will give shots fore and aft and also side to side and will enable future teams to recognise sites as they come up and will of course be very valuable in training.

In addition to these special tasks on the orbiting part of the mission, the approach to the moon was extensively photographed. The importance of this to navigation for future missions is the ability to recognise the changed aspect of the moon when approaching it at several thousand miles per hour when all semblance to the moon as we see it has changed.

The television camera specially designed for these flights operates at 320 lines with a frame speed of ten per second. A telephoto lens was included but it seems that this had been designed for a much lower light level than was encountered and this made the pictures taken of the receding earth useless. Filters later helped this but it will be necessary to wait for the final details on this. There are only three terminals with the facilities to convert the direct television signals to the normal mode and the latest of these is at Madrid.

## VERIFICATION

The last programme concerned with the verification of mission planning, computer programmes, and crew procedures has been amply rewarded for all systems worked well.

The power supply units, which incidentally provide the water for the astronauts as a by-product of the fuel cells, worked without trouble this time and the faults shown up on *Apollo 7* did not appear. It is perhaps of importance to remember that some minor modifications were made as a result of experience with *Apollo 7*.

## INTO PERSPECTIVE

It may help to bring the magnitude of the *Apollo 8* achievement into perspective from two points of view.

For the first time man has been able to see his own habitat from the point that would be available to a visitor from space. A globe of blue and white which gives little clue, from the distance of the moon, as to its occupants or condition. No indication of whether or not it is inhabited for the cloud cover is extensive. For

*Apollo 8's view of the large crater Goclenius (foreground) which is nearly 40 miles from rim to rim. An unusual feature is the rill that crosses the crater rim*



the first time an environment that has bounded most direct experience has been left behind by three men who have entered and lived in an entirely different part of the planetary system. The psychological effect of this was evident when an astronaut spoke of "your earth" before correcting himself to "ours too, of course".

The other point of view is the compact and complete unit in which man was able to do this. A small, self-contained unit with not only the means to sustain life but also to send back the conditions of the function of the vehicle and its occupants. This involves the summit of many and varied techniques from cryogenics to recycling units.

Some indication of the extent of the systems involved is given by the twenty or more different services provided for by the power supply which operates basically from fuel cells. The power supply is duplicated and if necessary the spacecraft could have run quite successfully on one unit only.

### THE AMATEUR ASSISTS

Into this project comes also the amateur. Commander H. Hatfield at Sevenoaks was able to photograph the separation of the third stage rocket. This was a fortunate circumstance since this was one event that was not available to the launching site.

The second amateur connection is the matter of the possible erupting areas of the moon. Some 25 countries were co-operating in keeping a special watch for events during the *Apollo* flight.

Due largely to the activities of Miss Barbara Middlehurst, a world wide network of selected observers was alerted and an arrangement made for direct communication with a telephone at Houston in an attempt to give moment to moment details of observations. It was intended, if it were possible, to ask the crew of the spacecraft to photograph the area. The ground based observers were chosen because of their experience with the special observation of those areas of the moon that the spacecraft would be able to see. ★

*View of the Earth, half covered with clouds, from Apollo 8. The photograph was taken when the spacecraft was halfway between the Moon and Earth*



# BOOK REVIEWS

### THE PEGASUS BOOK OF RADIO EXPERIMENTS

By F. G. Rayer A.I.E.R.E., G30GR

Published by Dobson Books Ltd.

214 pages, 7½in × 5in. Price 16s

IN this moderately sized book the author covers many radio experiments from the simple crystal receiver through single valve and transistor radio circuits to audio and r.f. amplifiers and more complex receivers. There are 100 diagrams in this book and, although they are not always technically precise or, in a few cases, very clear, these illustrate the electronic principles, the method of construction of the various experimental units and the physical design of the electronic and mechanical components used.

The language used is not over-technical and abbreviations and symbols are explained as are the functions of each part of the circuits. Basic valve and transistor theory is covered and theoretical formulae given for calculations on the circuits. The book explains basic radio principles and lists numerous experiments that can be undertaken by the inexperienced in complete safety for a moderate outlay.

This is not a book for the radio amateur but one for those wishing to learn about simple radio theory and receiver construction. The author, who has written many books both on popular electronics and radio, has achieved a publication which is both informative and interesting and one which should help the newcomer along his first steps in this fascinating and rewarding technical hobby.

M.K.

### ITV 1969

Published by the Independent Television Authority  
236 pages, 9in × 7in. Price 10s 6d

THIS entirely revised seventh edition of the ITA handbook, besides continuing as an excellent reference on the structure and technical operation of Independent Television in the U.K., has a great deal of its contents devoted to the intended ITV colour service on 625 line u.h.f.

New maps show the estimated coverage for the first seven main u.h.f. stations. Details are also given of the first 26 main stations, expected to be in service before the end of 1971, and of the first 12 relay stations which are likely to be in service by the end of 1970.

To get best reception for these colour service areas choice and siting of aerial installations is important and in this context much useful advice is given.

G.M.H.

### P.E. INDEX

An index for volume four (January 1968 to December 1968) is now available price 1s 6d inclusive of postage. Orders for the index should be addressed to the Post Sales Department, IPC Magazines Ltd., Tower House, Southampton Street, London, W.C.2



# USE THE SOLDERING IRONS THE PROFESSIONALS USE

If you want the best in soldering, Antex irons are for you. Pin point precision, fingertip control, interchangeable bits that slide over the elements and do not stick, sharp heat at the tip, reliable elements and full availability of spares. World-wide users, both enthusiasts and professionals solder with Antex. It's time you joined them. Antex soldering irons are stocked by quality electrical dealers, or you can order direct from us. A free colour catalogue will be supplied on request.



CN 15 watts, fitted  $\frac{3}{32}$ " Ferraclad bit. The leading iron for miniature and micro miniature assemblies: 18 interchangeable bits from .040 (1 mm) up to  $\frac{3}{16}$ " for 240, 220, 110, 50 or 24 volts.

FROM  
**32/6**  
ACTUAL SIZE



**PRECISION  
MINIATURE  
SOLDERING  
IRONS**

Made in England

Antex, Mayflower House, Plymouth, Devon.  
Telephone: Plymouth 67377/8  
Telex: 45296 Giro No. 258 1000



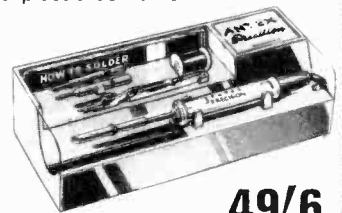
Model CN 240/2  
15 watts—240 volts  
with nickel plated bit ( $\frac{3}{32}$ " ) and in a  
handy transparent pack.

**31/-**

## COMPLETE PRECISION SOLDERING KIT

Supplied in its own compact, rigid plastic container and includes all of these items:

CN 15 watts 240 volts miniature model ( $\frac{3}{16}$ " ) bit - 2 interchangeable spare bits ( $\frac{5}{32}$ " and  $\frac{3}{32}$ " ) - reel of resin-cored solder - heat sink for soldering transistors - felt cleaning pad - soldering iron stand - storage space for lead and plug.



**49/6**



Model G - 18 watts. Fitted with  $\frac{5}{16}$ " bit. Interchangeable spare bits  $\frac{1}{4}$ ",  $\frac{5}{16}$ " and  $\frac{1}{2}$ ". For 240, 220 or 110 volts. 32/6.



Model E - 20 watts. Fitted with  $\frac{1}{2}$ " bit. Interchangeable spare bits  $\frac{5}{16}$ ",  $\frac{1}{2}$ " and  $\frac{3}{4}$ ". For 240, 220 or 110 volts. FROM 35/-.



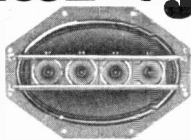
Model ES - 25 watts. Fitted with  $\frac{1}{2}$ " bit. Interchangeable spare bits  $\frac{5}{16}$ ",  $\frac{1}{2}$ " and  $\frac{3}{4}$ ". For 240, 220, 110, 24 and 12 volts. FROM 35/-.



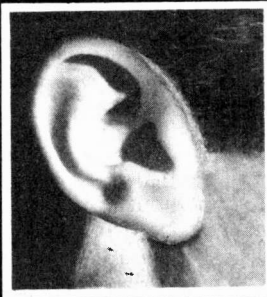
Model F - 40 watts. Fitted with  $\frac{3}{8}$ " bit. Interchangeable spare bits  $\frac{1}{4}$ ",  $\frac{3}{8}$ ",  $\frac{1}{2}$ ",  $\frac{5}{8}$ ". For 240, 220, 110, 24 and 20 volts. FROM 42/6.

To: Antex, Mayflower House, Plymouth, Devon.	Quantity	Model	Bit Size	Volts	Price	NAME
						ADDRESS
Please send me the Antex colour catalogue. <input type="checkbox"/>						
Please send me the following irons. <input type="checkbox"/>						Telephone
		I enclose cheque/P.O. cash value				PE.3

# How do you measure the extra quality of EMI speakers?



Listen!



**EMISOUND**

EMI are famous throughout the world for High Quality sound reproduction. Now our audio design engineers have developed loudspeaker systems suitable for home use.

These EMI Loudspeaker Systems, specially matched, produce every detail of the original sound over the full audio spectrum, at high and low listening levels.

They have many exclusive features. The range includes the unique 950 system with a 19 inches x 14 inches bass unit power output 50 watts R. M. S.

Send for literature and price lists to:



EMI SOUND PRODUCTS LTD., HAYES, MIDDX. TEL: 01-573-3888 EXT. 667

## MAKE YOUR MONEY GO FURTHER with STUDENT ELECTRONIC SERVICES

**RESISTORS:** All brand new, Hi-Stab, low noise, 5% tol., carbon film;  $\frac{1}{4}$ W E12 series 4-7—10M, 2d. each or 15/- per 100 of one value;  $\frac{1}{4}$ W E24 series 4-7—10M, 2d. each or 15/- per 100 of one value; 1W E12 series 10—10M (10% tol.), 3d. each; 3W wirewound 0.5—12 (5% tol.), 1/6 each; 5W wirewound 15—8k2 (5% tol.), 1/9 each. S.E.S. Pre-Pack gives you 5 off each 5% resistors from 4-7 to 1M,  $\pm$  or  $\frac{1}{4}$ W—5% different values (E12)—**ONLY £2.12.6.**

**PRE-SETS:** Min. skeleton carbon track, low noise with good stability; Values—Lin: 1k, 2k5, 5k, etc. to 5M; Log: 5k, 10k, 25k, etc. to 1M, only 10d. each; Sub-Min skeleton Lin. track—1k, 2k5, 5k, etc. to 5M, 9d. each; Slider presets wirewound  $\frac{1}{4}$ W rating Lin. tracks 10 to 5k, 2/3; 3W wirewound fully insulated Lin. tracks 10 to 30k, 3/9.

**POTENTIOMETERS:** Min. enclosed, carbon track and wiper contact only 2/6; Values—Lin: 1k, 2k5, 5k, etc. to 10M; Log: 5k, 10k, 25k, etc. to 5M; Min. with double pole switch, insulated spindles only 5/6; Values—Lin: 25k, 50k, 100k; Log: 3k, 5k, 10k, 250k, 500k, 1M, 2M; 3W wirewound Lin. track 50 to 100k., 7/4 each.

**CAPACITORS:** New genuine Mullard Electrolytics

	(Min.)			(Small)						
6.4V ..	6.4	25	50	100	200	320	640	1,000	1,600	2,500
10V ..	4	16	32	64	125	200	400	640	1,000	1,600
16V ..	2.5	10	20	40	80	125	250	400	640	1,000
25V ..	1.6	6.4	12.5	25	50	80	160	250	400	640
40V ..	1	4	8	16	32	50	100	160	250	400
64V ..	0.64	2.5	5	10	20	32	64	100	160	250

Prices: 1/- each 10d. each 1/3 1/6 1/9 2/6

	(Large)			(Small)		
25V ..	800	1,250	2,000	4,000	6,400	
40V ..	500	800	1,250	2,500	4,000	
64V ..	320	500	800	1,600	2,500	

Prices: 5/- 6/6 8/- 12/6 15/-

All values in  $\mu$ F

Mullard Miniature Metallised Polyester 250v.w. 0.01, 0.015, 0.022, 0.033, 0.047, 0.068—6d. each; 0.1, 0.15, 0.22 $\mu$ F—7d. each.

Mullard Polyester Film and Foil 400v.w. 0.001, 0.0015, 0.0022, 0.0033, 0.0047, 0.0068, etc., to 0.033 $\mu$ F 6d. each. 0.047 to 0.1 $\mu$ F 8d. each. 0.15 10d., 0.22 $\mu$ F 1/-, 0.33 $\mu$ F 1/6, 0.47 $\mu$ F 1/9.

Disc Ceramics (Erie) 500v.w. 1,000, 4,700pF only 5d. each; Silver Mica 1% tol. 500v.w. 2.2 to 820pF 1/- each; Polystyrene 10% tol. 160v.w. 100 to 1,000pF only 5d. each.

**SEMICONDUCTORS: ALL GENUINE MULLARD NEW AND UNUSED.**  
0A5 4/6, 0A81 3/4, 0A202 2/3, 0C71 4/-, 0C72 4/6, 0C44 7/9, 0C45 6/-, BC107, BC109 3/9 each, BC108 3/6, BFY51 4/6. F.E.T.—MPF 105 9/6.  
Silicon Rectifiers—(0.5A) 400piv 2/9, 800piv 3/-, 1,500piv 3/6 (1.2A) 400piv 6/-, 800piv 7/-, 1,500piv 7/6. (2.5A) 400piv 6/6, 800piv 7/6, 1,500piv 10/6 (1.2A and 2.5A types are stud mounted).

**SWITCHES:** Vast range of toggle, push button and rocker switches with or without centre position S.P.S.T., S.P.D.T., D.P.S.T., D.P.D.T. Very high quality. Toggles priced as low as 2/8 for S.P.S.T. Push-to-make or Push-to-break 3/11 each (push button available in white, black, red or green). Heavy duty toggle D.P.D.T. with centre position rated 10A 110V 9/7. Miniature "Maka-Switch" also available—shafts 5/-, wafers 5/4.

Stocks also include a wide range of plugs and sockets including Jacks and mains; a range of hardware and accessories which is increasing daily to supply you the customer with wire, pilot lights, insulating tape, and almost anything else needed when building a circuit of your choice. We even stock soldering irons by A.N.T.E.X. and solder by Multicore.

You will find all details of our stocks in our catalogue—a 120 page handbook divided into easy reference sections by the use of different coloured pages. The final section of the catalogue contains complete details of the LEKTROKIT chassis construction system including hints on assembly. A copy of this catalogue can be yours for just 3/6 and then you will see that Student Electronic Services are YOUR complete supplier. (For general data sheet send a 6d. stamp.)

Please include C.W.O. 1/- P. & P. on orders of components under £1  
Orders of Lektrokkit: 2/- handling charge on orders under £1  
5/- " " " " " £5

Send, with name and address to:

**STUDENT ELECTRONIC SERVICES**

196 Regent Road, Salford 5, Lancs.

Visit us at above address or call 061-872 5187

# BINARY ADDER

By A.FORD

*A simple educational aid for schools and hobbyists to teach the principles of binary arithmetic as used in modern electronic computing systems*

**T**HIS machine will add two binary numbers entirely by switching and display the answer on a bank of lamps. Before describing the machine it may be helpful to give a short explanation of the binary number system. The machine is designed to form a first introduction to computer ideas, and a knowledge of binary notation is essential for this.

## PLACE VALUE SYSTEM

Our everyday number system, called the denary or decimal system, is made up of ten different symbols including nought, larger numbers being formed by placing these symbols in different columns. Counting from one, when we reach nine in the "units" column, we start again with a one in the "tens" column, the only function of the nought in 10 being to push the 1 into the next decimal increment column.

Every number can be analysed in this way; for example 216 means two hundreds, one ten, and six units. This makes our number system a "place value system", where the value of each figure symbol depends upon its position. To see the advantages of a place value number system, one has only to consider calculations in a different notation, the most common example being in Roman numerals. To add eighteen to three hundred and nineteen, using Roman numerals we get: CCCXIX + XVIII.

There is no logical way to set out the sum, and it is almost pointless to write it out at all. The most reliable method of adding would probably be to count in ones; this is what the Romans did, using an abacus. The above sum in denary notation would be arranged like this: 319 + and would be done column by column


starting at the right (units). It is important to see clearly the necessity for a place value system for fast calculations before going into binary notation.

## ELECTRICAL OR ELECTRONIC SYSTEMS

When the idea of employing electrical or electronic calculating machines began to take shape, it was soon realised that the decimal system with its ten symbols presented some knotty problems. How, for instance,

could the number seven be represented by the state of an electric current? One obvious answer is that it could be represented by a voltage of seven at a certain point, but this means that an accurate power source must be available to supply the circuitry with accurate analogues without varying more than a small fraction of one volt. Suppose that the place value system was kept, with different readout points standing for units, tens, hundreds and so on. This would be much better, but an error of a volt in say the thousands column obviously could not be tolerated.

A third method of representing numbers electrically would be by corresponding numbers of pulses, as is used on the telephone dial and uniselector. The disadvantages here is the relatively slow speed and the possibility of a dropped pulse, or an extra pulse introduced accidentally somewhere else in the circuit.



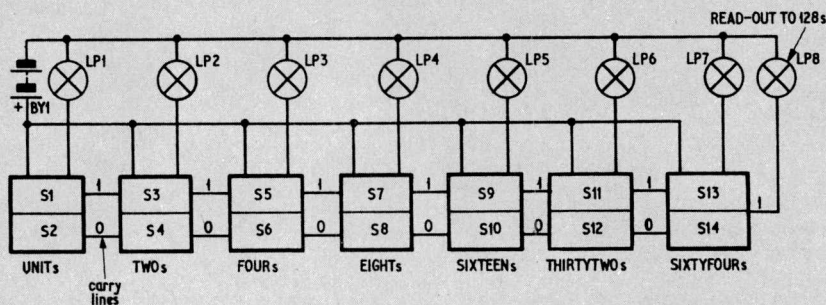


Fig. 1. Block diagram of binary adder with eight digit readout

The most reliable method of representing a number in an electric circuit is to make use of the on-off state of a circuit. In this case, OFF stands for nought and ON stands for one.

### BINARY SYSTEM

It is here that the binary number system comes in and solves the problem. This can also work by place value, but has only two digits, one and nought, which can be represented electrically by ON and OFF. The system works in columns, but these are in multiples of two; units, twos, fours, eights, and so on.

Nine is the maximum number that can be shown in one column in the decimal system, and so one is the maximum for the binary system, after which carrying occurs. Study of the following table will make this clear.

Denary (decimal)		Binary
1	=	1
2	=	10
3	=	11
4	=	100
5	=	101
6	=	110
7	=	111
8	=	1000

It would appear to be nonsense to read binary numbers out as though they were decimals. The binary for eight is not "a thousand", it is read as one, nought, nought, nought. The system can be grasped easily if one remembers that the columns are units, twos, fours, eights, etc. Thus, the binary 110010 means one "two", one "sixteen", and one "thirty-two" (in denary terms fifty, since each column is added).

Changing from decimal to binary takes a little longer. To do this, factorise by two, showing at each step a remainder either of nought or one, until you are left with nought or one, for example take 20:

$$\begin{array}{r}
 2 \overline{)20} \\
 2 \overline{)10} + 0 \text{ over} \\
 2 \overline{)5} + 0 \text{ over} \\
 2 \overline{)2} + 1 \text{ over} \\
 1 + 0 \text{ over}
 \end{array}$$

Then gather up the final figure and the remainders, and write them out from the bottom up, starting with the final figure, i.e. the binary 10100 = 16 + 0 + 4 + 0 + 0 = 20 (denary).

The next example is 56:

$$\begin{array}{r}
 2 \overline{)56} \\
 2 \overline{)28} + 0 \text{ over} \\
 2 \overline{)14} + 0 \text{ over} \\
 2 \overline{)7} + 0 \text{ over} \\
 2 \overline{)3} + 1 \text{ over} \\
 1 + 1 \text{ over}
 \end{array}$$


Therefore the binary number 111000 = 32 + 16 + 8 + 0 + 0 + 0 = 56.

Naturally, in a full-sized computer, these conversions are done automatically.

### OPERATION

The following part of the article describes a switching device that is simple to build and operate for illustrating binary arithmetic. In computer terminology it consists of one half-adder and a number of full-adders. A half-adder deals with two quantities of either one or nought, and produces a result and a carrying figure. A full-adder deals with three quantities—the two numbers to be added and the "carry" from the previous column.

Each section of the circuit consists of two switches (Fig 1) and a "readout" lamp. To add two binary numbers the switches on each row are set to the number configurations (up for nought and down for one); the lights then give the added figure (off for nought and on for one). The machine adds two binary numbers of up to seven "bits" each (a binary digit is called a bit); units could be constructed to handle smaller or larger amounts since the intermediate switching circuits are identical.



## COMPONENTS . . .

- S1 to S14 4-pole, 2-way, keyswitch (14 off)
- LP1 to LP8 Pilot lamp 6V, 100mA (8 off)
- BY1 6V lantern battery
- Chassis : 10in × 7in × 2½in
- Instrument handle 4in

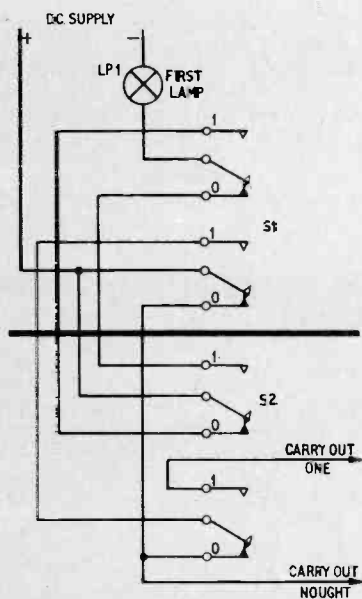


Fig. 2. The "Units" column is a half-adder with carry "out" lines

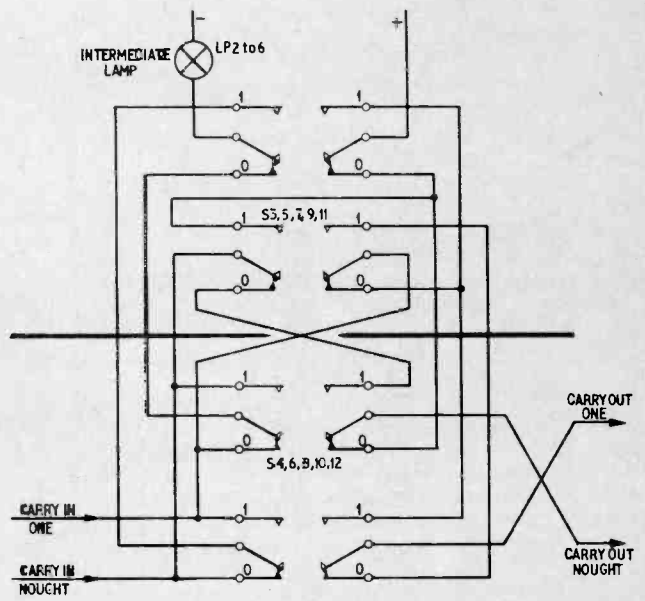


Fig. 3. Intermediate stages from the "twos" column to the penultimate stage are full adders with carry "in" and carry "out" lines



# NEWS BRIEFS

## Calling All Young Scientists

THE British Association for the Advancement of Science has now formed two sections specially for young members between the ages of 12 and 18. The new sections will be known as the British Association of Young Scientists or BAYS for short (covering the age group 15 to 18) and Junior BAYS (covering the age group of 12 to 15).

The aim is to stimulate, inform and give guidance to young "would-be" scientists, mostly schoolboys and schoolgirls, through films, lectures, meetings and exhibitions on all forms of research and developments in the fields of science.

As the BAYS organisation develops, it is hoped to provide opportunities to take part in national and international scientific activities, including science tours and other events in foreign countries.

Full details on how to become a member of BAYS can be obtained from the British Association for the Advancement of Science, 3, Sanctuary Buildings, 20, Great Smith Street, London, S.W.1.

## Advanced Standard Converter

THE BBC has agreed with Rank Precision Industries Ltd. for the British firm to manufacture under licence and market abroad the BBC's new Advanced Field-store Television Standards Converter.

The exchange of television programmes between different systems is only possible by means of standard converters, because receivers are designed to operate only on the system or systems transmitted in the country where the sets are used.

The result of years of research and development work by the BBC is shown in the advanced field-store television standards converter which is a fully electronic device able to convert television signals on the American standard of 525 lines, 60 fields per second, with NTSC colour or monochrome, to the European 625 line, 50 fields per second standard, with colour on the PAL system.

During the Olympic Games in Mexico (12-26 October) the advanced converter was in use for a total of 170 hours of transmission via satellite relay across the Atlantic; 45 hours were live in colour for BBC2. BBC 1 and ITV also showed pictures from Mexico in monochrome.

In the rest of Europe, eleven television services in nine countries took the converted programmes in colour. Twenty other television services in nineteen countries, including seven in Eastern Europe, took the programmes in monochrome.

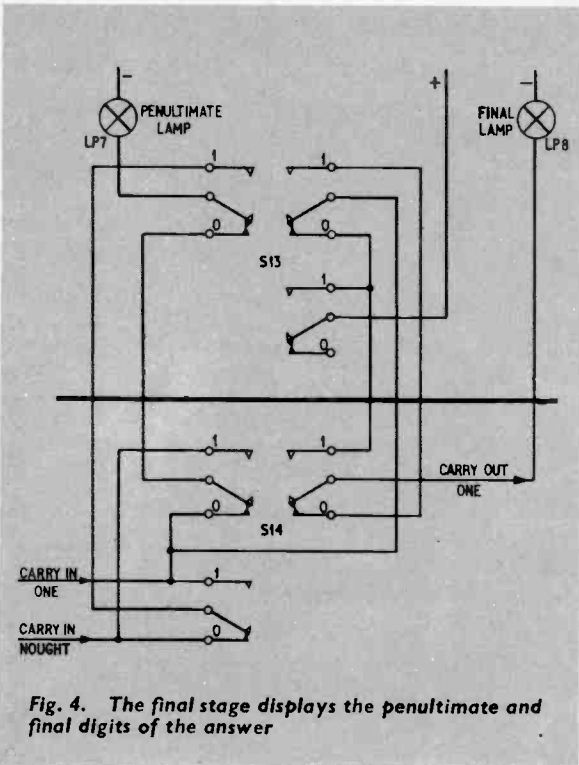


Fig. 4. The final stage displays the penultimate and final digits of the answer


## CONSTRUCTION

The adder is built around a number of Post Office style key switches which are ideal for the purpose. These can be expensive items, but the constructor may be able to come across a cheap source on the surplus market. It is sometimes possible to strip them from certain ex-government units. Alternatively, fourteen rotary wafer switches, each switch being 6-pole 2-way, could be used; only four poles would be required on each wafer.

The lamps used are panel indicators rated at 6 volts 100 mA, but any type would do if they are all the same as the battery voltage. The unit was built into a 10in x 7in x 2½in chassis, stood on its side and fitted with an instrument handle. Two rows of rectangular holes were cut in the chassis to admit the keyswitches, a row of small holes for the lamps being the only other drilling required. A 6 volt lantern battery can be housed in the chassis and this provides the power for the lamp circuits. Drilling measurements are not given because these will depend on the type of switches and lamps used.


## CIRCUIT WIRING

A block diagram is shown of the prototype (Fig. 1), and the circuit for each "column" shown in Figs. 2, 3, and 4. Any version of the adder must incorporate the circuits of the first bit (half-adder Fig. 2) and the last bit (Fig. 4). Any number of intermediate bits may be incorporated between these two, these being full-adders. To avoid confusion in the wiring, use several different colours, to identify certain parts of the circuitry. One wrong connection will certainly produce wrong answers. Finally, paint the chassis with at least two coats of plain or hammer finish paint or cellulose, and label the lamps and switches.



# EXTRA

IN NEXT MONTH'S PRACTICAL ELECTRONICS  
EIGHT-PAGE SUPPLEMENT  
**'CONSTRUCTORS GUIDE'**



A valuable reference for both beginners and more advanced constructors. Describes methods of construction, gives facts about components and includes a simple project which provides an effective practical exercise for those just getting started in the hobby.

## THEORY TO PRACTICE

Remove the time-consuming task of converting theoretical circuit diagrams into practical wiring layouts. Straight-forward transference methods are illustrated with the intention of making circuit tracing and fault location simple on perforated wiring boards. This article augments information given in the special Constructors' Guide.

## MICROPHONE MIXER

Build this high-quality five-channel audio mixer to combine microphone and high level signals into a single channel. Ideal for multi-channel recording on a single track.



# PRACTICAL ELECTRONICS

April issue on sale Friday, March 14 — order your copy now!

3/-



# UNLIMITED!

A selection of readers' suggested circuits. It should be emphasized that these designs have not been proven by us. They will at any rate stimulate further thought. This is YOUR page and any idea published will be awarded payment according to its merit.

## SIMPLER FLIP FLOP GAME

THE *Flip Flop* game (December 1968) can be simplified and modified to provide a time delay. The following components can be removed or altered to provide the new version. (Fig. 1 shows the first stage modification only; the rest of the circuit remains as published.)

C1 to be 5 $\mu$ F elect. 12V

C2 to be 250 $\mu$ F elect. 12V in place of l.d.r. X1

Connect push button S1 and potentiometer VR1 2M $\Omega$  in parallel with the new C2.

Remove LP1, TR2, R4, R5, S1, C2 from original circuit on p. 898.

With the modified version the "heads" and "tails" lamps (LP2, LP3, page 898) start flashing when the new S1 is pressed. Within about 5 seconds the lamp flashing rate will slow down until only one of them remains lit.

When the new C2 is not charged, C1 discharges through it and TR1 emitter. Capacitor C2 charges at the same time until C1 can no longer supply a charge to C2. Consequently TR1 will set the flip flop to a static state with only one lamp conducting. When S1 is pressed again C2 is discharged immediately, C1 is charged and the circuit goes through the process again.

If a longer "spin" time is required the value of C2 should be increased. The setting of VR1 determines the pulse repetition frequency. The flashing speed of the lamps can be decreased by increasing the value of C1.

S. Whitehead,  
Bradford,  
Yorkshire.

## SOUND EFFECTS ATTACK AND DECAY

HAVING read through the entire electronic music series in PRACTICAL ELECTRONICS, I noticed several complicated circuits for an attack and decay control.

The article in the April 1968 issue on Wind Effects gave me an idea for an extremely simple circuit, see Fig. 2.

Only one transistor is used, in exactly the same configuration as used by A. J. Bassett, but with two extra components. If instead of placing the transistor across the audio path, one places it in series with it, the device operates "in reverse" compared to the other use in the filter. The effect is very like an attack and decay circuit, but may require some experimentation to give the desired result.

This circuit is not prone to generating clicks because the capacitor absorbs them. The main advantage of this circuit is that there is no signal when S1 is not depressed, whereas there is a continuous noise with the others. The extra capacitors should be of several microfarads, values according to result required.

L. M. Newell,  
Woodbridge,  
Suffolk.

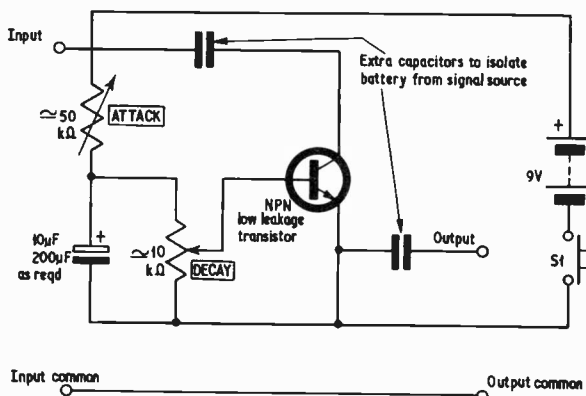


Fig. 2. Circuit diagram of the attack and decay unit

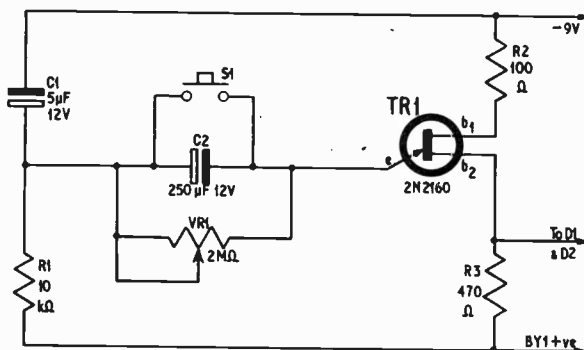


Fig. 1. The simple Flip Flop game with time delay

# BI-PRE-PAK LIMITED

## FULLY TESTED AND MARKED

AC107	3/-	OC170	3/-
AC126	2/4	OC171	4/-
AC127	2/4	OC200	3/6
AC128	2/4	OC201	7/-
ACY17	3/-	2G301	2/6
AF114	4/-	2G303	2/6
AF115	3/6	2N711	10/-
AF116	3/6	2N1302-3	4/-
AF117	3/6	2N1304-5	5/-
AF118	3/6	2N1306-7	6/-
AF119	3/6	2N1308-9	8/-
AF186	10/-	2N3844A	5/-
AF139	10/-	<b>Power Transistors</b>	
BFY50	4/-	OC20	10/-
BSY25	7/6	OC23	10/-
BSY26	3/-	OC25	8/-
BSY27	3/-	OC25	8/-
BSY28	3/-	OC26	5/-
BSY29	3/-	OC28	7/6
BSY95A	3/-	OC35	5/-
OC41	2/6	OC36	5/-
OC44	1/11	AD149	10/-
OC45	1/9	AUY10	30/-
OC71	2/6	<b>Diodes</b>	
OC72	2/6	AA42	2/-
OC73	3/6	OA95	2/-
OC81	2/6	OA70	1/9
OC81D	2/6	OA79	1/9
OC83	4/-	OAB1	1/9
OC139	2/6	OA73	2/-
OC140	3/6	IN914	1/6

## TRY OUR X PAKS FOR UNEQUALLED VALUE

### XA PAK

Germanium PNP type transistors, equivalents to a large part of the OC range, i.e. 44, 45, 71, 72, 81, etc.

PRICE £5 PER 1000

### XB PAK

Silicon TO-18 CAN type transistors NPN/PNP mixed lots, with equivalents to OC200-1, 2N706A, BSY27/29, BSY95A.

PRICE £5.50 PER 500  
PRICE £10 PER 1000

### XC PAK

Silicon diodes miniature glass types, finished black with polarity marked, equivalents to OA200, OA202, BAY31-39 and DK10, etc.

PRICE £5 PER 1000

ALL THE ABOVE UNTESTED PACKS HAVE AN AVERAGE OF 75% OR MORE GOOD SEMICONDUCTORS. FREE PACKS SUSPENDED WITH THESE ORDERS. ORDERS MUST NOT BE LESS THAN THE MINIMUM AMOUNTS QUOTED PER PACK.  
P/P 2/6 PER PACK (U.K.)

## PRE-PAKS

Selection from our lists

No.	Description	Price
B1	50 Unmarked Trans. Untested	10/-
B2	4 Photo Cells Inc. Book of Instructions	10/-
B6	17 Red Spot AF Transistors	10/-
B6A	17 White Spot RF Transistors	10/-
B9	1 ORP I2 Light Sensitive Cell	9/-
B53	25 Sil. Trans. 400 Mc/s   Brand New	10/-
B54	40 " " NPN To 5   Trans Voltage	10/-
B55	40 " " NPN To 18 & Gain Fallouts	10/-
B56	40 " " NPN/PNP / All Tested	10/-
B68	10 Top Hat Recs. 750 M/A 100-800 PIV	10/-
B69	20 Diodes. Gld-Bnd. Germ Sil. Planar	10/-
B74	5 Gld-Bnd. Diodes. 2-OA9, 3-OA5	10/-
B75	3 Comp. Set. 2G371, 2G381, 2G339A	10/-
C2	1 Unijunction Transistor 2N2160	15/-
C32	6 Top Hat Recs. IS100 Type	15/-
C35	3 Unijunction Transistors = to 2N2160	15/-
A1	7 Silicon Rectifiers BY100 Type	20/-
A3	25 Mixed Marked and Tested Transistors	20/-
A21	Power Transistors 1-AD149/1-OC26 and 3 others	20/-

AND MANY MORE

# FREE!

PACKS OF YOUR OWN CHOICE UP TO THE VALUE OF 10/- WITH ORDERS OVER £4

## TRANSISTORS ONLY 1/- EACH

SILICON • PLANAR • N.P.N. • P.N.P

All these types available

2N929	2N706	2S131	2S103	2N696	2N1613	2S733	BFY10
2S501	2N706A	2S512	2S104	2N697	2N1711	2N726	2S731
BC108	2N3011	2S102	2N2220	2N1507	2N1893	2N2484	2S732

All tested and guaranteed for gain and leakage—unmarked. Manufacturers' fall outs from the new PRE-PAK range.

## JUST INTRODUCED !!! 2 BRAND NEW ITEMS !!!

### PAK B.78

INTEGRATED CIRCUITS, MIXED UNTESTED, TYPES INCLUDE:- MIC 930, 932, 936, 944, 945, 946, 948, 950, 951, & 962. These are STC Type Numbers. Data and Circuits Supplied with Orders.

12 10/-

### PAK B.79

GENUINE I.T.T. FULLY TESTED AND MARKED DIODES. IN4007, 1 AMP. 1000 VOLT.

4 10/-

Make a Rev. Counter for your Car. The 'TACHO BLOCK'. This encapsulated block will turn any 0-1mA meter into a linear and accurate rev. counter for any car. **20/- each**  
State 4 or 6 cylinder.

FREE CATALOGUE AND LISTS for:-

**ZENER DIODES  
TRANSISTORS, RECTIFIERS  
FULL PRE-PAK LISTS  
& SUBSTITUTION CHART**

MINIMUM ORDER 10/- CASH WITH ORDER PLEASE. Add 1/- post and packing per order. OVERSEAS ADD EXTRA FOR AIRMAIL.

THERE IS ONLY ONE  
**BI-PRE-PAK LTD**  
BEWARE OF IMITATIONS

## SPECIAL OFFER

Stock clearance of Manufacturers' Rejects. Limited Number. UHF/VHF Tuner Units. Consisting of: 2 AF186, 2 AF178, Tuning Condensers, Coils and Comps etc.  
Price 10/- each.  
Post & packing U.K. 2/6d.



## NEW UNMARKED UNTESTED PAKS

25	BSY95A NPN Silicon	TRANSISTORS 10/-
10	OC45-OC81 Mull. Glass Type	TRANSISTORS 10/-
25	BSY26-27 NPN Silicon	TRANSISTORS 10/-
10	10 Watt Silicon All Voltages	ZENERS 10/-
25	BFY50-1-2 NPN Silicon	TRANSISTORS 10/-
10	4 amp. Stud. Silicon	RECTIFIERS 10/-
25	BC107-8-9 NPN Silicon	TRANSISTORS 10/-
40	1N914-6 OA200/202 Sub. Min. Silicon	DIODES 10/-
150	Min. Germ. High Quality	DIODES 10/-
25	2N706 A NPN Silicon	TRANSISTORS 10/-

PRE-PAK N.605 POWER TRANSISTOR EQUIVALENT TO NKT301-2-3-4 **5/- each**

COMPLIMENTARY SET NPN/PNP GERM. TRANS. **2/6 pair**

**FREE! A WRITTEN GUARANTEE WITH ALL OUR SEMICONDUCTORS**

# BI-PRE-PAK LTD

DEPT. A, 222-224 WEST ROAD, WESTCLIFF-ON-SEA, ESSEX  
TELEPHONE: SOUTHBEND (0702) 46344



# Radio Technicians

enjoy exciting new scope now in  
**Air Traffic Control**

There are opportunities in the National Air Traffic Control Service, a Department of the Board of Trade, for you to play a vital part in the safety of Civil Aviation. You'll work on the latest equipment including Computers, Radar and Data Extraction, Automatic Landing Systems and Closed-Circuit Television, at Civil Airports, Air Traffic Control Centres, Radar Stations and other engineering establishments including Heathrow, Gatwick and Stansted.

If you are 19 or over, with practical experience in at least one of the main branches of telecommunications, fill in the coupon now. Your starting salary would be £869 (at 19) to £1,130 (at 25 or over); scale maximum £1,304 (rates are higher at Heathrow). Non-contributory pensions for established staff.

Career prospects. Your prospects are excellent, with opportunities to study for higher qualifications in this expanding field.

Apply today, for full details and application form.

Write for details to: Mr. T. H. Mallett, B.Sc. (Eng.), C. Eng., M.I.E.E., Room 705, The Adelphi, John Adam Street, London, W.C.2 marking your envelope 'Recruitment'.

Name .....

Address .....

Not applicable to residents outside the United Kingdom.

RPE4

**NATCS** National Air Traffic Control Service



for quick,  
easy, reliable  
soldering

Contains 5 cores of non-corrosive flux, instantly cleaning heavily oxidised surfaces. No extra flux required. Ersin Multicore Savbit Alloy also reduces wear of copper soldering iron bits.



### SIZE 5 HANDY SOLDER DISPENSER

Contains 10 ft. coil of 18 s.w.g. Ersin Multicore Savbit Alloy. 2/6 each.



### SIZE 15 SOLDER DISPENSER

Contains 21 ft. coil of 60/40 Alloy, 22 s.w.g. Ideal for small components, transistors, diodes. etc. 3/- each.



### SIZE 12

Ideal for home constructors. Contains 90 ft. of 18 s.w.g. Ersin Multicore Savbit Alloy on a plastic reel. 15/- each.




### BIB MODEL 8 WIRE STRIPPER AND CUTTER

Strips insulation cleanly and quickly, fitted with unique 8 gauge wire selector. Plastic handles. 9/6 each.

From Electrical and Hardware shops. If unobtainable, write to:  
Multicore Solders Ltd., Hemel Hempstead, Herts.

## GOODMANS HIGH FIDELITY MANUAL

A Guide to full listening enjoyment



The Manual is much more than a catalogue of Goodman's High Fidelity Loudspeakers—it contains informative articles, including advice on stereo, special beginners page, and full cabinet drawings. You'll find it interesting as well as informative.

### The Perfect Combination MAXAMP 30

TRANSISTORISED STEREOPHONIC HIGH FIDELITY AMPLIFIER 15 + 15 watts · Silicon solid state Integrated pre-amplifier · Negligible distortion · £54.0.0.

### STEREOMAX

MATCHING AM/FM STEREOPHONIC FM TUNER Transistorised · Outstanding specification · Stereo decoder (optional) · £65.5.0 + £17.5.5 P.T.

Both MAXAMP 30 and STEREO MAX have polished wood cases (10½" × 5½" × 7¼" deep) in Teak or Walnut to order.

Full specifications of the Maxamp 30 and Stereomax are given in the High Fidelity Manual—send the coupon for your FREE copy—or pay an early visit to your Goodman's dealer.

**FREE** Please send Hi-Fi Manual together with name and address of my nearest Goodman's dealer.

Name .....

Address .....

PE3

**GOODMANS LOUDSPEAKERS LTD**  
AXIOM WORKS · WEMBLEY · MIDDLESEX. Tel: 01-902 1200



## OPTICAL COMMUNICATION

**T**HE following circuit may be of interest to any of your readers who may be experimenting in optical communication.

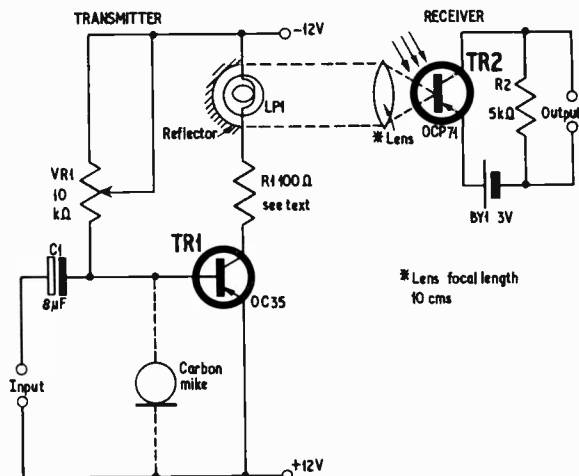
As simplicity and low cost were important I decided to use an OC35 instead of a valve modulator. The resulting quality, although not quite up to hi fi standards, was reasonable. Speech is good and intelligible, even using a light bulb with its non-linear voltage/current characteristics.

The transmitter can be run from the low impedance loudspeaker output of any audio source, or a carbon microphone may be connected as shown in dotted lines, see Fig. 3. Potentiometer VR1 is set so as to bias the transistor with the bulb at just below full brightness. A little experimenting here will be necessary so as to prevent clipping of the waveform on high peaks.

The bulb used in the circuit is a 6V 0.06A m.e.s. type, and resistor R1 is 100 ohm  $\frac{1}{2}$  watt. This is included so that in the instance of the bulb filament short circuiting, the collector current will be 120mA thus not harming the transistor. The actual value of R1 will depend on the bulb used.

I found the receiver circuit to be most sensitive, even more so than an ORP12 and OC71 pre-amp. It was used to feed a small amplifier or a telephone receiver directly. The system worked well up to 60 feet with the amplifier and up to 100 feet with a telephone receiver.

Incidentally, mechanical feedback occurs very easily



**Fig. 3.** Circuit diagram for optical communication system. The output should be fed into an amplifier with loudspeaker

if the loudspeaker is on the same base as the OCP71 or the lens.

G. J. Isley,  
Leeds 15.

## SIMPLE FROST WARNING DEVICE

**I**N the November issue of PRACTICAL ELECTRONICS, Mr D. F. Moody describes a Frost Warning Device. Whilst not wishing to criticise any person's design, I feel that he is using "a sledgehammer to crack a nut." A thermistor is a pretty obvious choice for the sensitive element, but there is no need to go to the expense and complexity of a bridge circuit, and my circuit, Fig. 4, is vastly simpler and uses fewer components.

The thermistor X1 has a resistance at 0 degrees centigrade of 3.3 kilohms (nominal). Above this temperature its resistance is lower. Potentiometer VR1 is adjusted so that at 0 degrees TR1 is just switched off. Base current is then supplied to TR2 via R2 and the lamp lights. Below 0 degrees centigrade the resistance of the thermistor increases and TR1 is held even more securely off.

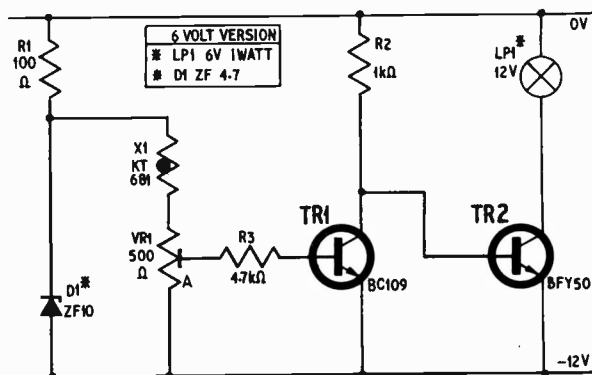
Above 0 degrees centigrade the potential at "A" rises, and base current is fed to TR1 which switches on. TR1 quickly saturates, TR2 is switched off, and the lamp goes out.

To prevent the operating temperature differing with the supply voltage, the thermistor is supplied by a semi-stable voltage source, using a 10V Zener diode, designed for use with a 12V car battery. By using a 4.7V Zener diode it will work with a 6V system.

The circuit has the following design considerations.

1. Output transistor will drive a bulb requiring up to 250mA, i.e. max. 3W (suggest 0.75 watt as adequate).

2. TR1 has high gain at low current so that TR2 is switched on and off rapidly.



**Fig. 4.** A 12V car frost warning device. Alterations for a 6V version are shown in the inset box

3. D1 is 10V 400mW Zener diode. 10 per cent selection tolerance.

4. VR1 can be up to 1 kilohm but the higher its value the coarser the calibration.

G. N. Bartlett,  
Newbury,  
Berks.

# EMMA

THIS article deals with the construction and operation of an electronic "animal" (or robot) and is consistent with the subject matter given in the current P.E. series BIONICS. The design concept has been based largely on data relating to the habits of "real live" animals called *planaria*. These animals, which represent a species of flatworm, are commonly found lurking beneath small rocks and boulders in many of Britain's streams.

Whilst planaria demonstrate a crude form of learning, our synthetic version (which we have called EMMA) will exhibit only certain in-born or innate characteristics. This project should therefore be considered an open-ended affair, in that it can later form the basis for an even more sophisticated "animal". But, while keeping in mind such limitations, it must be emphasised that the model EMMA as described in detail in this article is a complete design and will provide a practical demonstration of this rather unusual application of electronics. In a more general sense, purely as a novelty, EMMA is likely to arouse interest amongst even those who have no electronic knowledge.

The electronic circuit boards, power supplies and the two electric motors which provide EMMA's muscle power are all mounted on a simple chassis. The constructional details for all these items, except the main circuit board, will be given next month in part two of this article. Final setting up and testing procedure will also be detailed in part two. In this opening article, we deal with the reflex circuits, which constitute the main circuit board (No.1)—and the major portion of the electronics involved in EMMA.

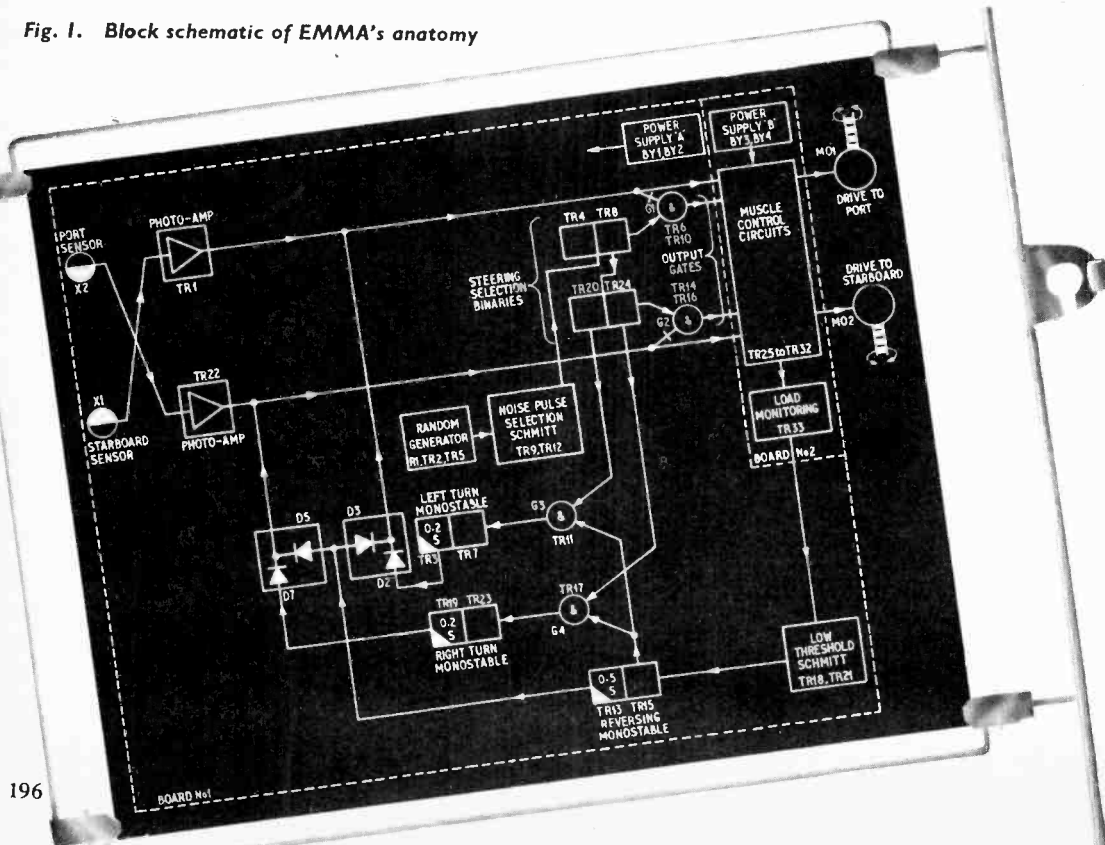
## THE ANATOMY

An understanding of EMMA is best obtained by initially referring to Fig. 1 which is a block schematic of her anatomy. Like many real animals, particularly young ones, EMMA responds to stimuli in a rather negative fashion. By acting in such a way a fair degree of self preservation is thus afforded.

## NORMAL FUNCTIONS

Under normal conditions the model will be capable of performing any one of four possible actions. These are

Fig. 1. Block schematic of EMMA's anatomy



# ELECTRONIC MIME MOBILE ANIMAL

By G.C. BROWN  
M.S.H.A.A. A.M.R.S.H.

determined quite randomly through a noise generator and drive selector. The responses available in this mode are as follows:

- Moving straight ahead—both motors driving forward.
- Moving forward to the right—one motor stopped (starboard) and the other (port) driving forward.
- Moving forward to the left—one motor stopped (port) and the other (starboard) driving forward.
- Stationary—both motors stopped.

The bracketed port and starboard refer to the respective physical locations on the "animal's" chassis, not to the direction of turn.

When the model is able to adopt this mode of operation its behaviour is very much like that displayed by a living animal, finding itself in a strange environment. This design concept is intentional, since under these conditions a creature endowed with a learning faculty would gradually behave in a progressively less random way as it became familiar with its immediate environs. The normal functions are, however, over-ridden at times when EMMA interacts with photic and tactile (touch) stimuli.

## REFLEX FUNCTIONS—PHOTO-SENSE

The sensing of light is bilateral; two quite separate channels exist—left and right. Each channel derives its input from a photo-sensor and, following suitable amplification, has direct control over the forward mode of operation of the opposite channel. Hence if a strong light stimulates one of the sensors the animal will make a reflex movement away from the source of illumination (i.e. the creature is negatively phototropic).

The photo-responses are thus:

- Reversing in a straight line away from frontal illumination—both motors running in reverse.
- Turning left and away from illumination on the right—one motor (starboard) driving forward and the other (port) driving in reverse.
- Turning right and away from illumination on the left—one motor (port) driving forward and the other (starboard) driving in reverse.

## LOAD-SENSING

A form of tactile sense, reliant upon "muscle" loading, is built into the model and is an improvement on an earlier version which relied upon a sensitive

"touch-boom" arrangement. This scheme was found to be somewhat unsatisfactory due to both the single-ended sensitivity of the boom and the awkwardness of its aspect.

The later concept incorporated in EMMA has quite a different basis of operation. Indeed the system adopted here, whilst retaining a good measure of sensitivity to tactile stimuli, additionally makes provision for monitoring loads. Currently the response to loads is set for some predetermined threshold, but because the model is capable of being modified *ad infinitum* there is no reason why the load-sensing system could not ultimately constitute one of the inputs to a learning network.

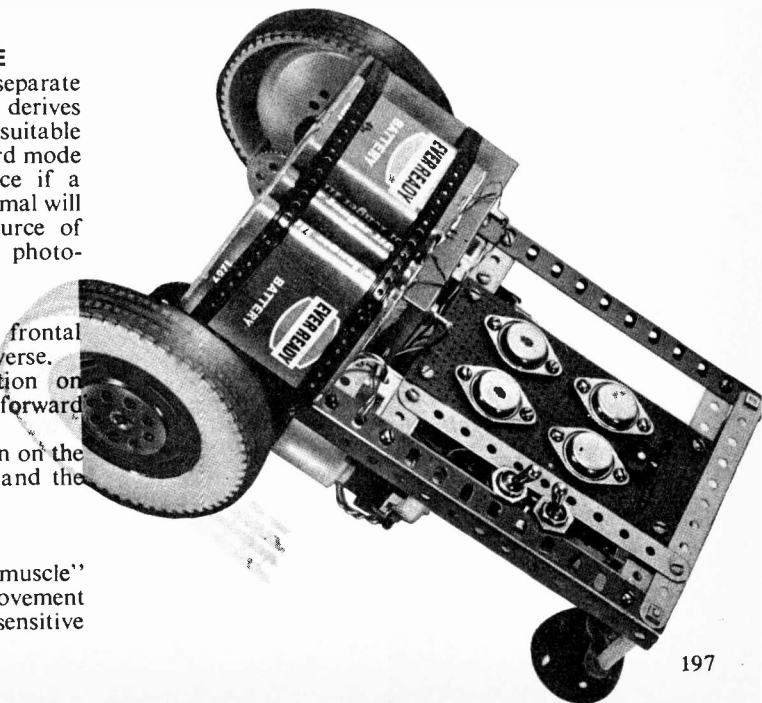
Load sensing then is achieved by monitoring the current drawn by the drive motors. If some pre-set level is exceeded, as for example when the model encounters an obstacle, a Schmitt threshold circuit will be caused to fire. The output from this circuit can then either be fed to a memory system or, as in the present application, to an avoidance circuit.

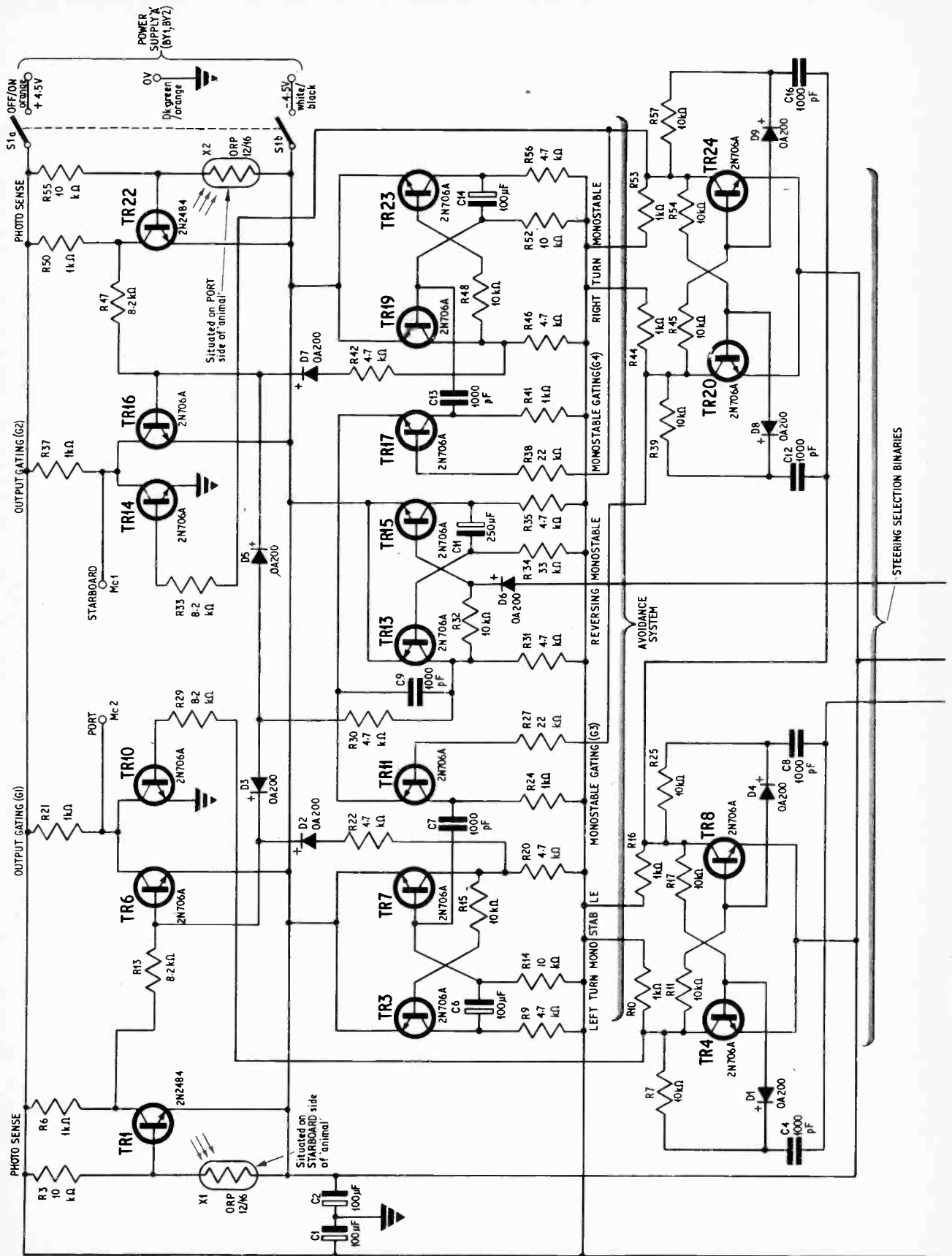
## AVOIDANCE REACTION

During the time that the model is moving around it is likely to meet situations that it finds difficulty in extricating itself from; chair legs and so on representing a particular menace in this respect. In order to improve its chances (of survival!) in these tricky encounters, an avoidance system is employed which, following initial triggering by the load sensing circuit, causes the model to reverse away from the offending obstacle then quite randomly turn either left or right.

The randomness is derived from the noise generator. By making a turn in this rather unreliable way it can be demonstrated that EMMA stands a far more optimistic chance of moving out of trouble than would be the case if the turn was predictable.

As will be seen from the block diagram (Fig. 1), following the load threshold being exceeded the Schmitt circuit will fire the 0.5 second monostable causing the reversing procedure to be adopted. On return of this monostable to its stable condition the trailing edge of its pulse will appear at the inputs of gates G3 and G4 simultaneously.





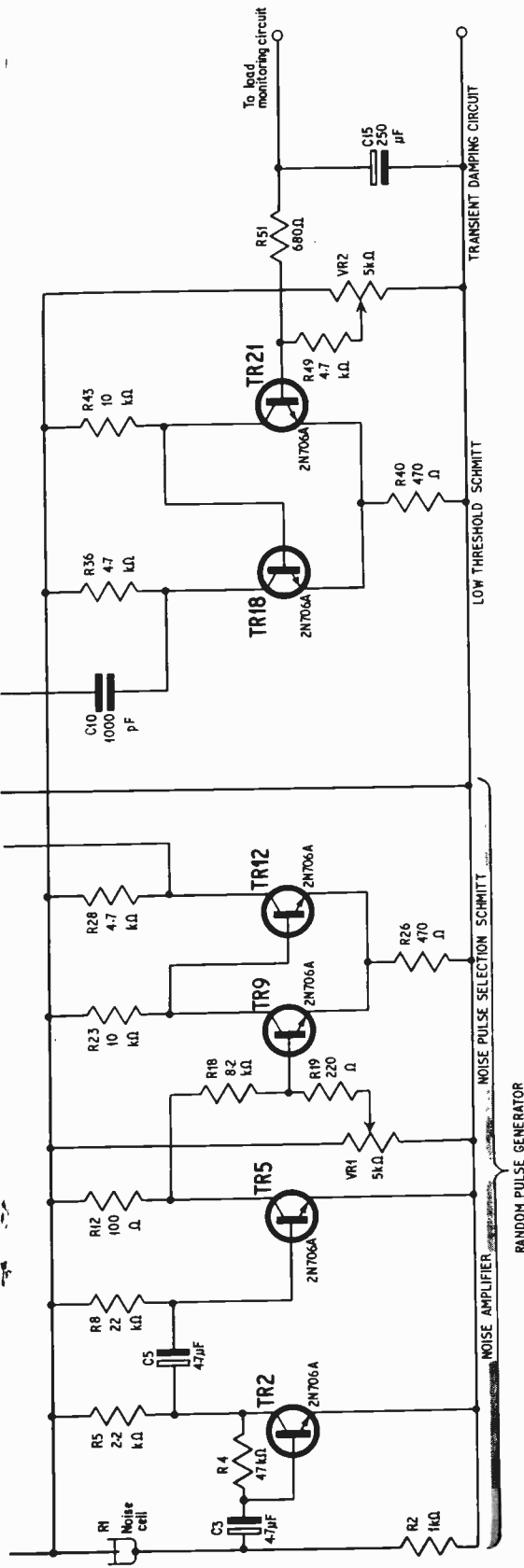


Fig. 2. Electronic mime mobile animal "EMMA" reflex circuits

## COMPONENTS . . . REFLEX CIRCUITS

Resistors	
R1	Electro-chemical cell (see text)
R2	1kΩ
R3	10kΩ
R4	47kΩ
R5	2.2kΩ
R6	1kΩ
R7	10kΩ
R8	22kΩ
R9	47kΩ
R10	1kΩ
R11	10kΩ
R12	100Ω
R13	8.2kΩ
R14	10kΩ
R15	10kΩ
R16	1kΩ
R17	10kΩ
R18	8.2kΩ
R19	220Ω
R20	47kΩ
All (except R1) ±10% 1/4W carbon	
Potentiometers	
VR1, 2	5kΩ sub-miniature (Ardente) (2 off)
Capacitors	
C1	100μF 15V elect.
C2	100μF 15V elect.
C3	47μF 15V elect.
C4	1,000pF ceramic
C5	47μF 15V elect.
C6	100μF 15V elect.
C7	1,000pF ceramic
C8	1,000pF ceramic
C9	1,000pF ceramic
C10	1,000pF ceramic
C11	250μF 15V elect.
C12	1,000pF ceramic
C13	1,000pF ceramic
C14	100μF 15V elect.
C15	250μF 15V elect.
C16	1,000pF ceramic
Transistors	
TR1	2N2484
TR2-21	2N706A (20 off)
TR22	2N2484
TR23, 24	2N706A
Diodes	
DI-9	OA200 (9 off)
Miscellaneous	
S1	D.P.S.T. toggle switch
X1, 2	ORP12 or ORP16 (2 off)
Piece Veroboard 5in × 2½in (0.1-in pitch)	
Connecting wire: 22 s.w.g. plastic covered; 22 s.w.g. tinned copper; Silver wire, 18 or 20 s.w.g., 2.3-in long; small quantity of silver nitrate (for R1)	

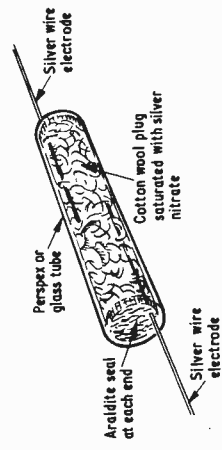


Fig. 3. Random pulse noise cell (R1)

If this input to the gates coincides with an enabling level from the random generator, one or other of the 0.2 second monostables will be fired. As a consequence although one motor will have begun driving forward, its opposite number will continue in the reverse direction for a further 0.2 seconds, resulting in the animal performing a turn. At the end of this period the avoidance reaction will be terminated, no further response being elicited unless the load threshold is again exceeded.

## WORK AND REWARD

A further point of interest arising from this load-sensing/avoidance reaction system is that EMMA will tend to respond both to obstacles in its path and additionally display something of "annoyance" if direct loads (in the form of added weight—heavy books, etc.) are applied. The constructor will here see even more interesting possibilities—a creature able to determine loads need only be interconnected with a learning network to be in a position to receive payment in return for work. Thus if instead of attempting to shake-off an unwelcome load (e.g. when its battery is low) it accepted the task and was later rewarded (with a recharge), it would have learnt that to work was to survive—a not altogether unreasonable assumption! This more ambitious type of project will be a feature of the future article mentioned earlier.

## TRANSIENT DAMPING AND LOAD THRESHOLD CIRCUITS

Because we have no wish to let our "animal" respond to transient loads (as for example would be caused by the initial stall currents when the motors turn on) it is necessary to include C15 (Fig. 2) to damp-out such effects. The response, as a result, is now more positive and only occurs when more continuous loads are applied.

The trigger circuit, shown in Fig. 2, comprising TR18 and TR21 has its threshold level set by VR2. Depending on the setting of this potentiometer the circuit can be made to fire for high or low load conditions. Prior to triggering, TR21 is cut off and TR18 is conducting; if the circuit fires, then TR18 collector will go positive. This transition is utilised in triggering the avoidance system as will be seen shortly.

## OUTPUT GATING

The two output gates (G1 and G2 in Fig. 1) comprise TR6, TR10 and TR14, TR16. Whilst these gates are depicted in normal binary logic form in Fig. 1, they actually perform a ternary function (see Fig. 2). Their logic is such that the output function can be +1, 0, or -1 and is essential since EMMA is required to go forward, stop, and reverse. The gates are essentially of NAND/NOR format but differ in the respect that the transistors have their emitters returned to different potentials.

For example, with both TR6 and TR10 non-conducting their common collector point will be positive with respect to earth, corresponding to the forward condition in the port channel. If TR10 is made to conduct the collector point will drop to zero, corresponding to the stop condition. On the other hand if TR6 is caused to conduct the reversing condition will be initiated and override all else in the channel. At these times the common collector point will be negative with respect to earth. The gate for the starboard channel operates in an identical way.

## RANDOM PULSE GENERATION

The requirement for a low-occurrence random pulse source in EMMA has given the author many a headache. Diodes and similar devices are of no real use in this application because the noise generated by them generally has a pulse rate which is inordinately high. An electro-chemical device finally proved to have the necessary characteristics. In an earlier project this took the form of a saline cell; although representing a practical proposition this needed frequently topping-up and could not unfortunately be sealed completely without the risk of high gas pressures developing.

A very much improved random pulse source is incorporated in EMMA and is depicted as R1 in Fig. 2. The device is a completely sealed electro-chemical cell and has a casing made either from glass or perspex tubing measuring approximately  $\frac{1}{2}$  in  $\times$   $\frac{1}{4}$  in diameter.

Contained within and leaving the tube at either end are a pair of silver-wire electrodes making contact with a cotton-wool plug. This plug is barely saturated with about a one per cent solution of silver nitrate. The open ends of the tube are sealed off using an epoxy-resin such as Araldite. See Fig. 3.

*Caution; silver nitrate is a particularly corrosive chemical and care should be exercised in keeping it clear from the skin and eyes.*

When the completed cell (R1) is subjected to quite low applied voltages, metallic ions are taken out of the solution and form silver threads which rapidly grow from the negative to positive electrodes (these threads are extremely fine and can only be seen with difficulty). The threads are supported by and grow through the cotton-wool plug; however, upon reaching the opposite electrode a thread will just make contact (causing a sudden reduction in the voltage drop across the cell) and then be disrupted by the increased current.

Following each break-down a new thread will begin and the process repeats. As the growth processes and disruptions are quite unpredictable so the changes in voltage across the cell occur randomly.

The output noise pulses from the cell have varying amplitudes and hence, following suitable amplification (TR2 and TR5), can be applied to the Schmitt threshold circuit which, once set by VR1, provides selection of only the higher amplitude pulses. In this way it is possible to obtain randomly distributed pulses having very low occurrence rates. The output derived from the collector of TR12 in the Schmitt circuit is taken to the steering selection binaries.

## STEERING SELECTION SYSTEM

The pulses derived from the randomising circuit are fed direct to a conventional two stage binary counter controlling the forward and stop functions of the model (Fig. 2). Feeds to the output gating circuits are taken via resistors from the collectors of TR4 and TR24, and with both these transistors in the conducting state (collectors negative) forward drive will be selected.

The first random pulse to appear at the counter will result in both stages of the counter turning over and as a consequence TR4 and TR24 collectors will go positive causing the animal to stop. However, the next two pulses to arrive will result in the animal performing right and left turns. Forward drive will be resumed as a result of the fourth pulse; the cycle will then repeat.

As it is impossible to predict when each pulse will occur, the times between the various forward modes are thus random. Operation of the circuit although sequential does not always appear so in practice. This is because the pulses sometimes have a bunched



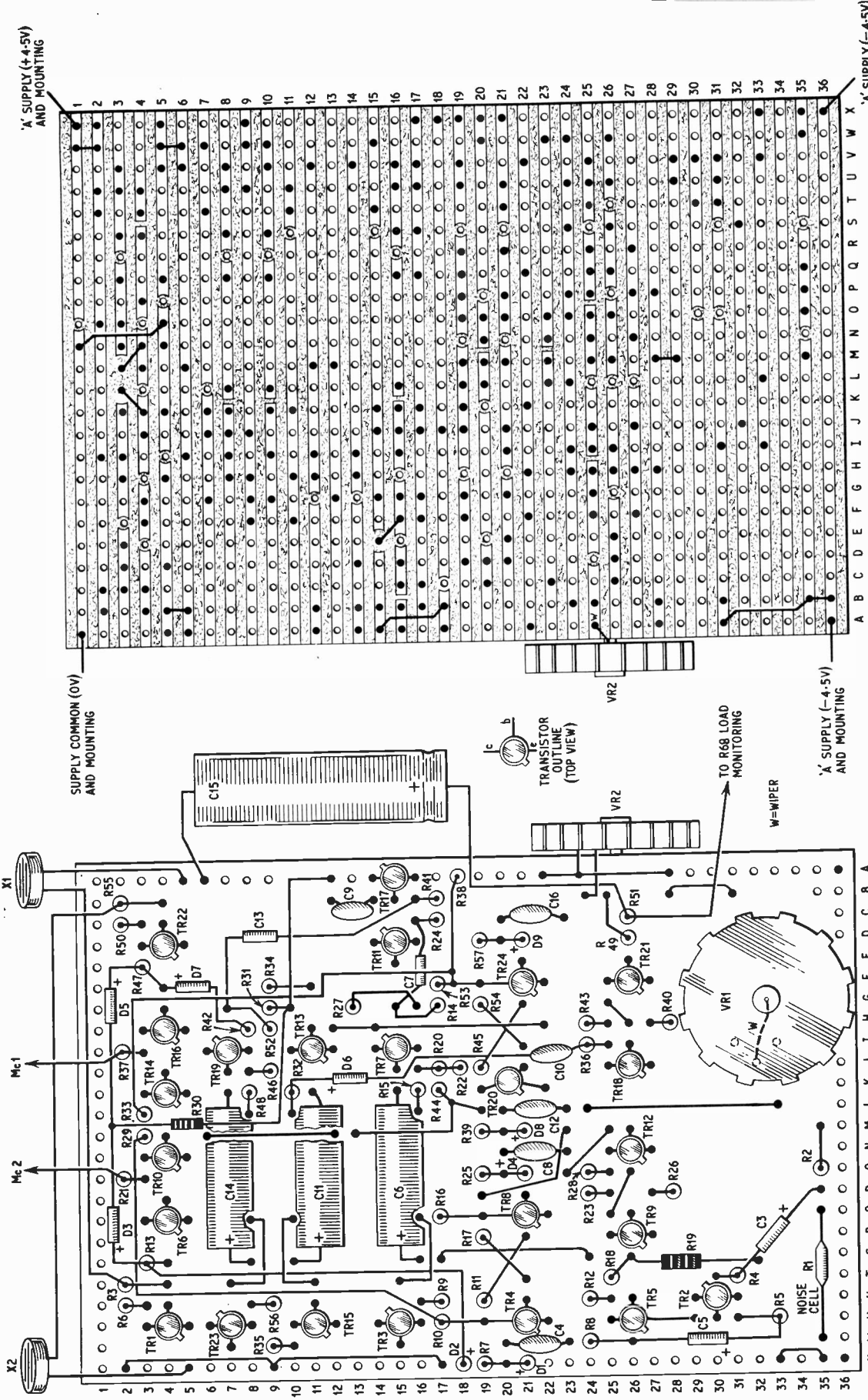


Fig. 4a. Layout of components on the reflex functions circuit board





Fig. 4b. Underside of reflex function board showing breaks in copper strips. All link wires to be plastics sleeved



*Underside view of EMMA showing the reflex functions board*

characteristic and hence the counter may well be completely cycled several times without its effects being observed.

Additional outputs are taken from the last stage of the counter at the collectors of TR20 and TR24 and control the gating in the avoidance system.

### **AVOIDANCE SYSTEM**

The avoidance system comprises the three monostables and random gating arrangement discussed earlier and shown in Fig. 2. Whenever a load is sensed which exceeds the set threshold level, the associated Schmitt TR18, TR21 will fire causing a positive pulse to appear at the base of TR15 in the reversing monostable. The monostable will therefore switch to its quasi-stable state and the positive level now appearing at the collector of TR13 will turn both TR6 and TR16 on, resulting in EMMA reversing.

Following a short period (about 0.5 seconds) the reversing monostable will return to its stable condition. In so doing, a negative pulse fed from TR13 collector will momentarily pull-down the emitters of gating transistors TR11 and TR17. Now at any particular time one of these transistors will be able to conduct because they are both under the control of the last stage in the steering selection system.

Thus, assuming TR17 base happens to be at a positive potential just when its emitter is taken negative, then TR19 will turn off and the right-turn monostable will fire. Therefore, although TR6 will have returned to normal, TR16 will maintain reverse drive in the starboard channel causing the turning mode to be to the right. Turning left after reversing will result from triggering of the left-turn monostable via TR11.

By employing the random output from the steering selection system to route pulses to one or other "turn" monostables, the avoidance reaction will hence in part also be random and therefore give a better chance of negotiating obstacles.

### **PHOTO-SENSORS**

The animal relies for its photo-sense upon two CDS cells, X1, X2 (these can either be ORP12 or ORP16 types). Each cell is connected between the base of its associated photo amplifier and the negative rail. These cells must be mounted so that they face away from the circuit board in a direction which is parallel to the edge of the board.

In the un-illuminated condition of the cells, both TR1 and TR22 collectors will be at a negative potential. If, for example, X2 (physically located on the port side) is illuminated then TR22 collector will go positive, thereby turning TR16 on; as a consequence the starboard motor will drive in reverse causing the model to turn away. Similarly if X1 only is stimulated then the port motor will reverse.

Stimulation of both photo sensors results in the model backing away until it is out of the influence of the light source. Generally this backing-away mode will be terminated by a short turn in one or other directions due to slight differences in channel sensitivities; the process is thus unlikely to be uselessly repeated.

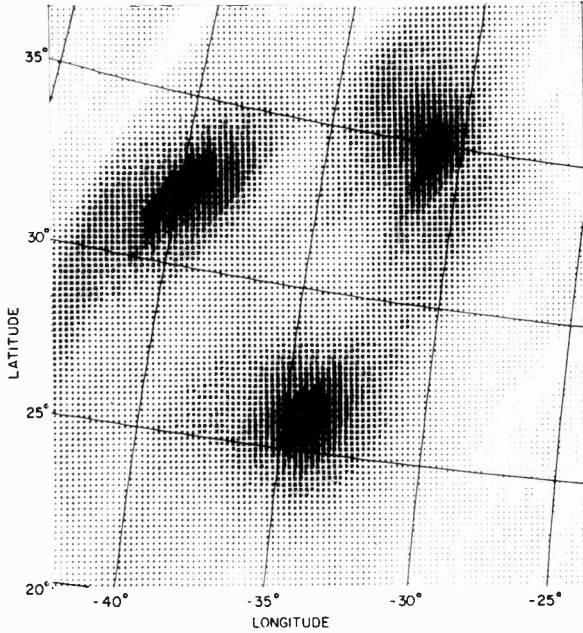
### **CONSTRUCTION OF THE CIRCUIT BOARD**

Figs. 4a and 4b show the layout and wiring details of the main circuit board. This board contains all the electronic circuits which provide the reflex functions.

The Veroboard used only requires drilling for the randomising circuit potentiometer as shown in Fig. 4, all other components are mounted by means of their own leads. The breaks in the copper strips shown should be made before the components are fitted and care should be taken to ensure that the complete width of the strip has been cut.

It is advisable to mount the transistors and diodes after all the other components to avoid overheating when soldering.

Details of the motor control circuit board, power supplies and all mechanical construction and mounting of the various parts will be fully detailed next month.



MAP OF VENUS

# SPACEWATCH

By Frank W. Hyde

## LUNAR GRAVITY

Perturbations of the orbits of lunar orbiter vehicles have shown that there are areas on the moon where the gravity is increased. These areas also coincide with what have become known as "hot spots". Visual observations have shown changes of colour and infra-red observations during eclipses have confirmed this. The areas are mainly confined to the maria. The particular areas of greater gravity are situated in the maria and consistent with the presence of dense material. One suggestion put forward to explain this anomaly is the possibility of large meteoric missiles falling on the surface of the moon and penetrating to a considerable depth below the surface.

This hypothesis requires certain special circumstances to exist if it is to be tenable. One is that the size of meteoric bodies would need to be of the order of 100km in size and another that there was a swarm of such bodies at least five in number to account for the conditions that exist. There is considerable difficulty in finding the latter event possible. There are no bodies in the asteroid belt large enough to fit this condition.

The other possibility is that the interior of the moon is still hot and that where faults have occurred in the surface gases can emerge giving rise to visual changes on the surface. There is in fact just such an area in the Mare Humorum.

## MASCONS

The mass concentrations or "mascons" as the areas of higher gravity have been called may be another hazard to lunarnauts. If the

concentration of the higher gravity field is in an area of the size of the objects suggested earlier, it could be that the lunarnaut would have a hard time crossing the area or should he be on a "pogo" stick his leaps might be severely restricted.

The "pogo" stick reminiscent of the sprung stick of 40 years ago is a device developed for travelling over surfaces such as the moon. Jets are controllable enabling the user to make leaps of some 100 feet or so and have a height of 25 feet at the top of the trajectory.

## PULSARS

It may be that Pulsars after all are farther away than was at first thought. An attempt to check the distances of these newest exciting objects has been made at Jodrell Bank by a team led by Dr J. E. B. Pensonby. The first estimates of distance were made based on knowledge of the density of electrons in space and dispersion of radio pulses.

There are certain limitations in time which govern the smallest size of a radiating body. The limitation is that the radio pulse emitted cannot be shorter than the time it would take light to travel across the body. As an illustration the sun may be used to demonstrate this. If the radiation from the sun were to suddenly cease it would take about two seconds for it to become dark all over.

The first estimates of distance were based on this fact plus the clue from ionised interstellar gas where there are free electrons. In these conditions the higher frequencies have a higher velocity than the lower frequencies.

The original estimates were based

on a density of one electron to a volume of 10 cubic centimetres. On this basis the distance of CP 0328 (Cambridge pulsar at R.A. 03 hours 28 minutes) was 268 parsecs (one parsec equals 3.26 light years). Since our galaxy has a diameter of about 30,000 parsecs the pulsars are near neighbours.

However in the case of CP 0328 measurements at Jodrell bank of the absorption spectrum of the radiation which is caused by the neutral hydrogen that lies between the earth and the pulsar extends this distance considerably.

The hydrogen is rotating with the galaxy at a velocity which is dependent upon the distance of the gas from the galactic centre. There will therefore be a Doppler shift in the spectrum. The amount of this shift would be related to the distance of the pulsar. It appears that the figure for this should be increased to something of the order of 25,000 light years—in other words well out to the edge of the galaxy. This also means that the energy is that much more intense and that the size will be greater.

## VEIL OF VENUS LIFTED


Mention was made previously in *Spacewatch* of the possibility of checking the claims of visual observers that there were markings darker than the normal surface appearance. The first radar contacts were made some ten years ago. Since that time improvements in instruments and techniques have made it possible to draw pictures of the Venusian surface.

Three particular groups have been concentrating on this work in America. They are at Cornell University, Massachusetts Institute of Technology and the Jet Propulsion Laboratory. An extensive area of the northwest face has been mapped. The extent of the triangular area is of the order of 160,000 square miles. Three irregular and somewhat rugged sectors appear on this map, *see photo*.

These features could be chains of mountains or extensive fields of boulders. It is known that these are permanent because they have appeared in all the tests. The first time was in 1962 rather faint, then in 1964, 1966 and 1967 strong. That they are part of the surface seems to be certain since they rotate with the planet.

The power required for this work is very high. The latest pictures obtained used a beam with a power of 100kW. After a 4½ minute journey a few millionths of a watt is returned. The measurements are made when the planet is closest to the earth. This is about 26,000,000 miles and occurs for a few months in every 18 months; the next period is in April. The 210ft Goldstone dish is to be used then with a power of 450kW and will no doubt provide even finer detail.

# KNITTING MACHINE



A wool exhaustion warning device that can be built inside the wool cone former by N. POORE, B.E.M., Grad.I.E.R.E.

MODERN home knitting-machines are capable of high speed operation and with speed comes a high rate of wool consumption. Many machines use a cone-former, upon which is wound an ounce of wool and this can be transferred to knitting in about seventy-five seconds. With this kind of work the machine-operator is aware that the wool is likely to run out and the cone is watched for this to happen.

However, when needle manipulation is required to produce patterned knitting, the process is much slower and the wool can become inadvertently completely exhausted. This invariably results in dropped stitches and in severe cases the removal of all knitting from the

machine. The latter case can be painful because the knitting is sometimes tensioned with heavy weights which usually manage to land on the operator's feet, with the knitting.

## BUILT INSIDE CONE FORMER

To provide an indication of impending disaster, a warning device was designed, built inside the cone to give the operator as much warning as necessary for the type of work in progress. The device has the advantage that it can be built from odd junk-box pieces and apart from small resistors and capacitors the average constructor will need to spend little.

## CIRCUIT OPERATION

The circuit is shown in Fig. 1. TR1 and TR2 are coupled to form a low frequency astable multivibrator, which has a quasistable time of  $0.7 C_1 R_2$  and a cycle period of  $1.4 C_1 R_2$ . With the values used, the period becomes 0.66 seconds and the repetition rate 1.5 per second.

TR3 and TR4 are coupled to form a higher frequency circuit with unsymmetrical half cycles. The time period for one repetition is  $0.7 (R_6 C_3 + R_7 C_4)$  seconds.

With the values used this approximates to one millisecond which provides a repetition rate of 1,000 per second.

A "personal" crystal earphone is coupled to the collector of TR4. The semiconductor diode D1, joined between TR1 and TR3 collectors, effectively "squeggs" the audio oscillation from the earphone X1 by fixing the collector potential of TR3 at a static level whenever TR1 collector potential is less negative than that of TR3. The effect of the diode has not been taken into account in estimating timing, and for ordinary purposes it can be ignored. Switch S1 applies power from a 9 volt battery BY1 to the circuit.

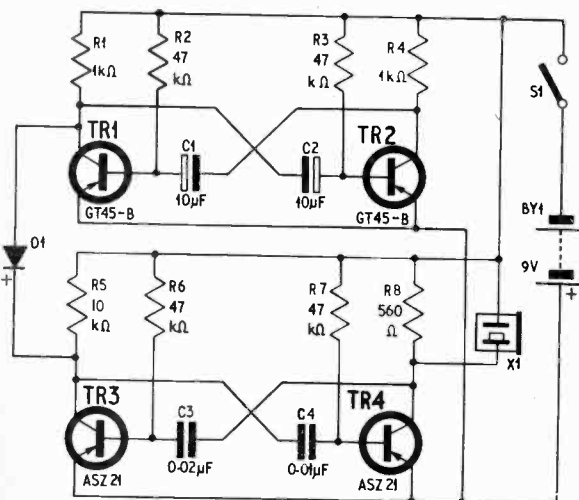


Fig. 1. Circuit diagram of the knitting machine wool exhaustion warning device

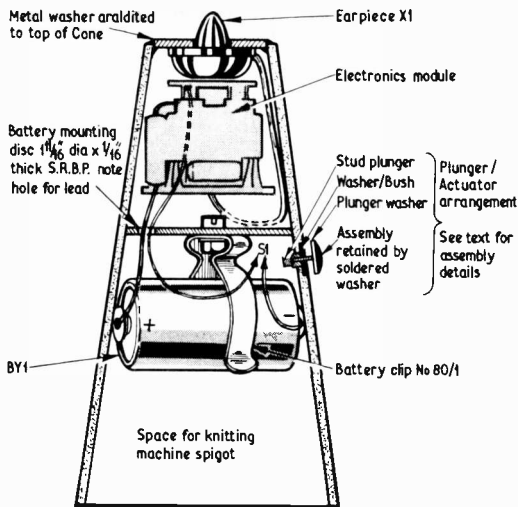


Fig. 2. Sectional view of the cone with the electronics installed

Circuit values have been purposely chosen for stability, coupled with audio requirements. In a normal domestic situation, a sudden, loud warning note would not be welcomed and components have been chosen to provide the sedate, interrupted note required by the writer. These circuit values allow for the use of a variety of odd transistors which may be available from discarded projects. The writer used those which are specified in the components list.

### MECHANICAL CONSTRUCTION

The top of the empty cone is removed and neatly replaced by a washer  $1\frac{1}{8}$  in in diameter. The earpiece is fixed into the washer central hole. Both of these operations are carried out with adhesive. Fig. 2 shows

an elevation view of the cone. Exact measurements will obviously vary with available components.

### BUILDING THE CIRCUIT

Veroboard is used to form the circuit assembly. To fit into the conical space a frustum-shaped module is built, with components supported between circular pieces of Veroboard. The top disc is  $\frac{7}{8}$  in in diameter and the lower disc  $1\frac{1}{8}$  in diameter. Fig. 3 shows the two pieces of Veroboard and Fig. 4 the complete assembly. If four "leg" components are assembled first, this provides a stable base for inserting the other parts.

The actuator switch S1 is made from a pair of spring contacts as shown in Fig. 5 and attached to the cone wall with a countersunk screw. The prototype used a pair of contacts from a discarded washing machine relay.

Another hole through the cone wall is lined with a brass bush to provide ingress for the shaft of a plunger, one end of which is soldered to the relay spring so that when the shaft is pushed in the contacts open. The length of shaft is carefully adjusted by filing so that the cap soldered to the end outside the cone is as near to the cone as possible, consistent with efficient operation. The cap used was a copper washer, covered with solder and shaped to provide a non-slip surface for wool.

Most wool cones are made of a "compressed paper" material and this does not take wholesale perforation for fixing screws. Two 6B.A. fork ends are used as indicated in Fig. 4 for securing the electronic unit. When splayed out to an overall diameter greater than that at the fixing position, the sharp ends of the forks dig into the cone and provide a stable anchor.

An s.r.b.p. disc carrying a spring clip is used as a battery mount and wires to the battery positive and switch are brought through a small hole in the disc. The mount is accurately cut to be a tight push fit in the cone.

## COMPONENTS . . .

#### Resistors

- R1, R4  $1k\Omega$  (2 off)
- R2, R3, R6, R7  $47k\Omega$  (4 off)
- R5  $10k\Omega$
- R8  $560\Omega$
- All 10%,  $\frac{1}{8}$  watt carbon

#### Capacitors

- C1, C2  $10\mu F$  elect. 12V (2 off)
- C3  $0.02\mu F$  plastic
- C4  $0.01\mu F$  plastic

#### Transistors

- TR1 GT45-B or NKT126
- TR2 GT45-B or NKT126
- TR3 ASZ21
- TR4 ASZ21

#### Diode

- DI 15920 or similar small silicon type

#### Battery

- BY1 9V (PP4 or equivalent)

#### Miscellaneous

- S1 Actuator switch (see text)
- X1 Crystal earpiece
- Battery clip and connectors, printed wiring board, contacts, etc.

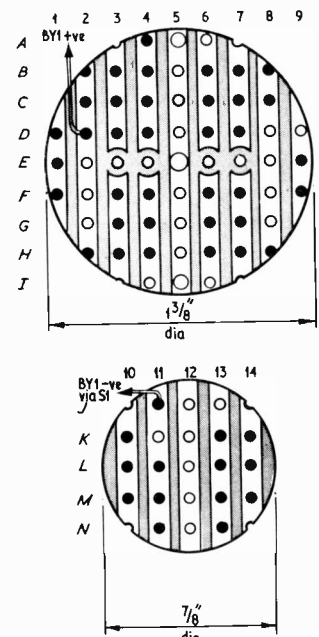



Fig. 3. The two circular pieces of Veroboard used for the electronic assembly

# BOAT SHOW

At this year's International Boat Show the numbers of larger craft displayed had increased although the total number of boats on show was fewer than the previous year. As the demand for larger family boats rises so the demand for associated electronic equipment is also increasing and one manufacturer claimed that he was still receiving orders from contacts made at the previous Boat Show.

Electronic equipment used in small craft is mainly concerned with navigation but many other items such as wind speed and direction indicators and emergency radio equipment which can be carried in life rafts was also displayed. It is notable that the Olympic Gold medal winners Lt. Rodney Pattison R.N., and Iain Macdonald-Smith were aided to their resounding victory by an electronic wind indicator carried in the bows of their Flying Dutchman dingy.

## NEW INSTRUMENTS

The indicator used by Pattison and Smith was manufactured by Brookes and Gatehouse Ltd. These manufacturers market a comprehensive range of electronic aids for the small craft owner and have this year introduced a solid state computer which is extremely compact and which can be used in conjunction with other equipments from the same manufacturer to plot course deviations as small as 20 yards.

Precision Electronic Terminations (EMI) Ltd., who have been marketing a limited range of navigational aids for the last three years, have introduced a range of "Electra" modular navigational instruments for the weekend yachtsman. Instruments which are now available cover boat speed, distance, depth, apparent wind direction and wind speed; more instruments are expected to follow.

## INEXPENSIVE RADAR

Radar sets costing less than £1,000 installed, were again displayed and the Decca 101 system appeared on most of the larger craft in the show. Few radar aerials are available in enclosures—although these have many advantages such as weatherproofing and no wind resistance on the aerial enabling smaller motors to be used. Two reasons for external aerials were given by manufacturers; many boat owners do not like the added wind resistance of an aerial enclosure and owners prefer to see the aerial revolving—"It lets others know you have radar"—keeping up with the Joneses!

## EQUIPMENT DISPLAYS

Various interesting displays of working equipment were used to attract customers and, unintentionally, small children with sticky fingers and ice lollies. Taped sales talk was provided on the Ferrograph stand to advertise their graphic echo sounder, one of the smaller units displayed which uses dry recording paper. On another stand a marine receiver, made by S.P. Radio, was displayed working whilst being sprayed with water, although this receiver was removed from the stand at intervals during the show!

Electronic equipment for use at sea is not cheap but the quality of most of the equipment on display was excellent. Such equipment is built to high standards of reliability and most units are waterproof to some degree.

Electronics is playing a bigger and bigger part in weekend boating, not only in navigational aids but in the very necessary and useful distress signal equipment which is inexpensive when one considers its life saving ability.

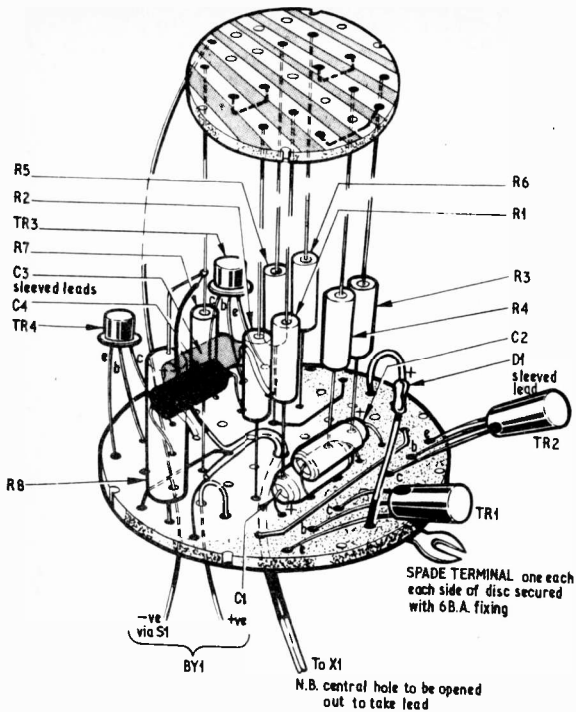


Fig. 4. The assembly and wiring of circuit components on the two printed wiring board discs

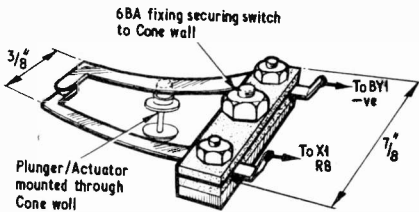


Fig. 5. A suitable actuator switch (S1) made from a pair of spring contacts

## SEQUENCE OF ASSEMBLY

The earpiece is glued to the top of the cone as described and connected with about nine inches of flex to the electronics module. The module, with "tails" ready for connection to the battery and S1, is then pushed into the cone until the two forks grip the interior. This is followed by the pair of switch contacts—one being wired to the negative lead of module and the other provided with a tail ready for connection to the battery.


The remaining two wires should be posted through the holes in the battery disc, and the connecting clips attached. The battery disc (less battery) is now pushed home and positioned so that the battery will clear S1. On connecting the battery the unit is ready for use.

## USING THE DEVICE

Wool is wound on the cone by starting just below the switch with about 30 turns, trapping the free end. The 31st turn (say) is passed with others over the switch actuator and the rest of the wool wound on.

When not covered with wool the device is switched off by depressing the plunger with a rubber band. ★





# SOUND OPERATED SWITCH

**A**LTHOUGH this unit is described as a "sound" operated switch, it can, in fact, be operated by any audio frequency signal that is connected to its input.

Basically, the unit consists of an amplifier section followed by a rectifier, which converts the amplified input signal to d.c.; the d.c. is then used to trigger an electronic switch, which in turn feeds the output load, a 6 volt 40mA bulb.

Normally, the bulb is off but is switched on when an audio signal of sufficient amplitude is connected to the input of the unit; if required, the mode of operation of the unit can be modified so that the bulb is normally on but is triggered off when the audio signal is applied.

A relay can be substituted for the lamp load, allowing external circuitry to be switched.

## CIRCUIT DESCRIPTION

The full circuit diagram of the sound operated switch is shown in Fig. 1. A five transistor circuit is employed with the input connected, via C1, to the base of TR1, which acts as a common emitter amplifier.

Negative feedback is applied over this first stage by variable decoupling of the emitter load, VR1, thus providing an effective volume or sensitivity control.

The output of TR1 is coupled, via C3, to the base of TR2, which is also connected as a common emitter

amplifier. The output of TR2 is fed, via C5, to the rectifier circuit, D1 and D2. C6 acts as a smoothing circuit in conjunction with the input impedance of TR3; the rectified voltage is negative in polarity.

## SCHMITT TRIGGER

TR3 and TR4 are wired as a Schmitt trigger which is a two state circuit where either TR3 is hard on and TR4 off, or TR4 is hard on and TR3 is off; the state of the circuit can be changed by applying a suitable trigger potential to TR3 base.

In the circuit shown, TR3 is normally off and TR4 hard on, this state of the circuit being ensured by the choice of component values of R8 and R9, the base-bias network for TR3.

When the input signal is connected to the unit the rectified negative voltage is also fed to the base of TR3, changing its base-bias; when the bias is raised to a sufficient level, the Schmitt will trigger and the circuit will change its state very rapidly with TR3 switching hard on and TR4 off. The collector of TR4, which is normally at near zero potential, will jump to near full negative rail potential.

TR5 is wired as an emitter follower with its base direct coupled to the collector of TR4; thus, as TR4 switches off, TR5 switches hard on, illuminating the 6 volt 40mA bulb, LP1.

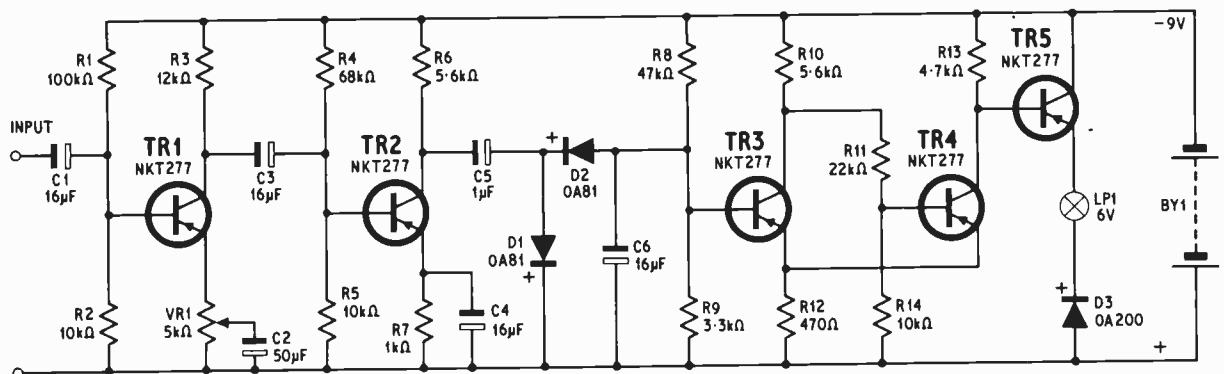


Fig. 1. Circuit diagram of the sound operated switch

## PURPOSE OF DIODE

If diode D3 was omitted from the circuit it would be found that, although TR5 base and TR4 collector are at near zero volts, sufficient negative bias would still be available to cause TR5 to conduct quite heavily (almost 30mA). Including D3 in the circuit effectively raises the emitter potential of TR5, reducing the negative bias condition and reducing the emitter current to nearly 2mA with the Schmitt trigger off.

When the input signal falls to a sufficiently low level, the rectified d.c. decreases to a value at which the Schmitt can no longer be held on; the Schmitt then triggers very rapidly back to the off condition and the sequence of operations of the circuit is complete.

## CONSTRUCTION

Start construction by cutting the Veroboard panel to size and breaking the copper strips, as indicated in Fig. 2.

## COMPONENTS . . .

### Resistors

R1	100k $\Omega$	R6	5.6k $\Omega$	R11	22k $\Omega$
R2	10k $\Omega$	R7	1k $\Omega$	R12	470 $\Omega$
R3	12k $\Omega$	R8	47k $\Omega$	R13	4.7k $\Omega$
R4	68k $\Omega$	R9	3.3k $\Omega$	R14	10k $\Omega$
R5	10k $\Omega$	R10	5.6k $\Omega$		

All 10%;  $\frac{1}{4}$  watt carbon

### Potentiometer

VR1 5k $\Omega$  preset skeleton miniature

### Capacitors

C1, C3, C4, C6	16 $\mu$ F elect. 15V
C2	50 $\mu$ F elect. 15V
C5	1 $\mu$ F elect. 15V

### Transistors

TR1, 2, 3, 4, 5 NKT277 or NKT274 (Newmarket) (5 off)

### Diodes

D1, 2 NKT249A30 (Newmarket) (2 off)  
or OA81 (Mullard)  
D3 OA200 (Mullard)

### Lamp

LPI 6 volt 40mA (or relay, see text)

### Battery

BY1 9 volts, type PP7 or PP9

### Miscellaneous

Veroboard, battery connectors, p.v.c. covered wire

As the first stage of assembly, wire up C1, R1, R2, R3, TR1, VR1 and C2 as shown in Fig 3. Double check the wiring and carry out a simple functional check to ensure that this section of the circuit is operating correctly. Next, wire up the second amplifier and rectifier stages.

If a voltmeter is available, connect it across C6 on its 10 volt d.c. range, apply a signal to the input of the unit and check that the circuit is functioning correctly by observing the reading on the voltmeter.

Now wire up the Schmitt trigger circuit and check that it operates by monitoring the voltage at TR4 collector.

With the Schmitt circuit off, TR4 collector will be almost 0.8 volts; with the Schmitt circuit on, TR4 collector will be around 8 volts.

Finally, wire up the rest of the circuit, comprising TR5, D3, and LPI, and check the operation of the complete unit.

## VARIATIONS

In the circuit shown in Fig. 1, LPI is normally off but is switched on when an input signal of sufficient amplitude is applied; if it is required that LPI should be normally on instead, but switch off when the input signal is applied, modify the circuit by breaking the connection between TR5 base and TR4 collector, and re-connect TR5 base to TR3 collector.

If required, LPI can be replaced by a 6 volt relay of resistance greater than 12 ohms; if a relay with a resistance of greater than about 100 ohms is used, D3 can be omitted from the circuit.

An input signal of about 8mV is required to trigger the unit; if it is driven from a speaker and matching transformer, quite loud noise levels are required for triggering. For low level triggering with a sound source such as a soft voice several yards away, one or both of two modifications can be made to the circuit:

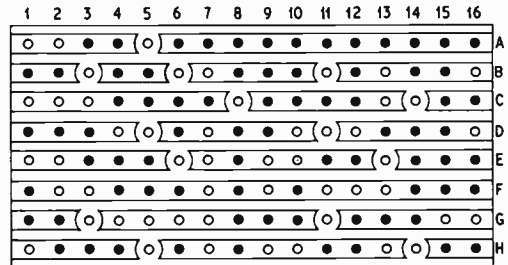


Fig. 2. Underside of board showing breaks in copper strips

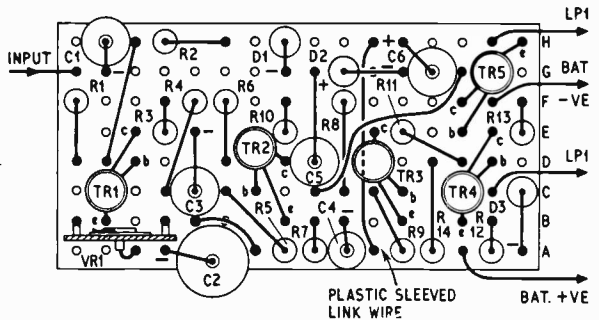


Fig. 3. Layout of components on board and connection details to other components

(a) Replace R9 with a 10 kilohm preset skeleton potentiometer, connecting one of the fixed arms to the slider; now short out the input to the unit and adjust the 10 kilohm potentiometer to the point at which the Schmitt circuit is just short of triggering; now connect an input signal and check that the Schmitt triggers at the required low level and resets itself when the input signal is removed.

(b) Add another amplifier stage to the unit, in front of the input connection, the additional stage being identical with the TR2 stage; if instability occurs, insert a decoupling network, comprising a 470 ohm resistor and 16 $\mu$ F capacitor, in the negative supply line between the new stage and the TR1 stage.

If either of these modifications are made, it will be necessary to increase the size of the Veroboard panel to accommodate the new components.

## USING THE UNIT

To operate the unit directly by sound, connect a loud-speaker or microphone to the input via a matching transformer (the input impedance of the unit is in the order of a couple of thousand ohms, depending on the setting of VR1) and adjust VR1 for the required sensitivity; fairly high noise levels are required to trigger the unit.

The unit is primarily intended to be used in conjunction with other electronic equipment, such as amplifiers, transmitters, receivers, etc. and in this context the unit should be coupled into the other equipment at a point where sufficient drive is available to operate the switch; if the unit is to be used in conjunction with valve equipment, replace C1 with an adequately rated component; it may be necessary to include a limiting resistor in series with the input to prevent damage by over-driving.

## APPLICATIONS

With a relay load the unit may be used as a baby alarm by remotely switching off the sound of a radio or television receiver when the child cries.

Two applications which should prove useful to the amateur radio fraternity are:

(a) as a voice command switch, the unit can be made to turn off the transmitter when not speaking, so providing considerable economies in carrier power radiation. This should appeal particularly to those owners of mobile equipment.

(b) as an indicator to provide a warning when a signal comes through on a preset channel of a communications receiver.

Since the switch can be made to trigger above an arbitrary level of input signal, it can act as an overload cut-out if built into a composite piece of equipment.

## PARTY NOVELTY

Finally, for those who like party tricks, the unit can be set up with the lamp LP1 mounted in front of a small concealed speaker, the lamp can then be illuminated by blowing on it (blowing on the speaker in fact).

Alternatively, if the connection between TR5 base and TR4 collector is broken and TR5 base connected to TR3 collector, a normally switched on lamp can be blown out. ★



### VARI WINDSCREEN WIPER (October 1968)

Following the author's notes on the Vari Windscreen Wiper (*Points Arising*, January 1969) some readers have noted that they are able to achieve satisfactory results when bench tested, but difficulties arise when fitted in the car. The following contributions may be of help to other readers:

#### Rapid Recovery Voltage

With reference to *Points Arising* in the January issue, the explanation may be correct in some cases, but I feel the fault is more likely to be due to the rapid recovery voltage of the electrical system causing the thyristor to switch on again.

The only remedy is to delay the rapid recovery of the voltage. One very effective way is to connect a capacitor across the thyristor (anode to cathode) thus giving a parallel path to produce the required delay (microseconds). The value could be from 1 $\mu$ F upwards.

I have built two of these devices with the modification which have been highly successful, then modified two others for friends who have had trouble with theirs. I used 25–50 $\mu$ F.

On those that I built, I removed the 560 ohm resistor R5, which does not appear to have any practical use; the devices have not suffered any as a result.—F.M., Sale, Cheshire.

#### Fire Risk

I feel obliged to advise you that there is a very serious fire risk on a modern vehicle if this system is employed together with permanent magnet field wiper motor. The user should be aware of the danger of pulsing the wiper or switch, since this switch effectively shorts out the motor armature, to produce the dynamic braking principle involved to stall the armature during "parking". However, the published circuit (October 1968) may be used to pulse a changeover relay which would have to be

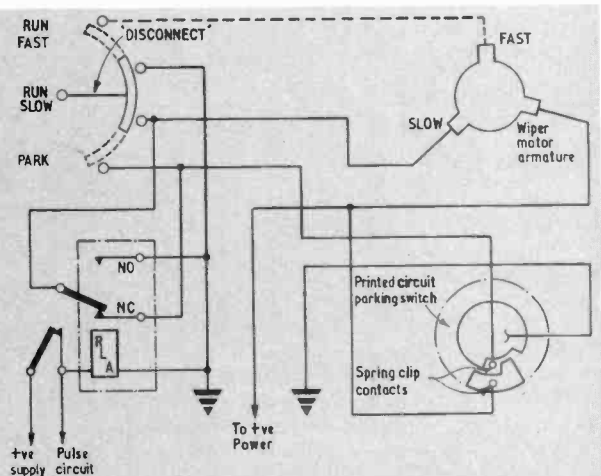


Fig. 1. Modified circuit for the Vari Windscreen wiper

wired to replace the existing wiper switch.

To do this, disconnect the existing switch from the dash panel and transfer the wiring to the relay contacts as shown in Fig. 1. Then connect the new control relay coil either via the on-off switch for normal running, or via the pulse circuitry for delay wiping.—A.C.N.W., Ford Motor Co.

#### Capacitor Across Brushes


A friend of mine who had similar trouble suggested a capacitor across the brushes of the motor which cured the trouble of continuous action. However after being switched on for some time the action quickens up so that the slowest speed is only about three seconds between wipes. I tried a higher value potentiometer than 100 kilohms which gave a longer first delay, but again after running for some time quickens up to about the same previous three-second speed.—C.G.W., London, S.W.12.

Readers may also like to note that we have other ideas on windscreen wiper delay and hope to be able to publish details in the near future.—Ed.

#### METAL LOCATOR (January 1969)

We regret that a pagination error occurred in this article making continuity incorrect. The material on pages 18 and 19 should be transposed with the material on pages 20 and 21.

# ELECTRONIC VIDEO RECORDING



*using a flying spot scanner on specially prepared film*

**A** LITTLE more than a year ago the first public announcement was made of a novel concept in audio visual recording. The idea was developed by Dr. Goldmark at the CBS Laboratories, Stanford, California, using specially prepared non-commercial film.

The system has now been released under patent protection rights by a partnership known as EVR, who will sell manufacturing and marketing rights by licence to genuinely interested and suitably equipped commercial concerns.

## PLAYBACK ON F.M. TELEVISION

Special film records are prepared by copying 8 or 16mm masters and 1 or 2in video tape recordings at the Ilford Ltd. plant, Basildon. They are then loaded into a special cassette which, when inserted on the EVR (electronic video recording and reproduction) teleplayer spindle, will be automatically unloaded.

The playback film is threaded and automatically fitted to the take-up spool inside the teleplayer machine at the press of a button.

*The teleplayer, which is connected to the aerial socket of a normal 625-line television receiver*



The picture image on the film is converted to a frequency modulated video carrier of 175MHz suitable for injecting direct in the aerial socket of a 625-line standard domestic television receiver, while the sound track from a magnetic stripe on the film is suitably converted to a modulated television sound carrier frequency.

## ELECTRON BEAM SCANNING

On the film originating side, the recording is made in the production laboratories at Basildon with an electron beam recorder. In this device a beam of electrons carrying the picture information bombards a special type of photographic film which is in a vacuum.

There is no purely optical system and there are no phosphor powders to cause a grainy effect on the film. Certain photographic emulsions are very sensitive to the high energy contained in the electron beam. The beam has a sharpness of definition beyond that obtainable with the very finest grain of film.

The electron beam sensitises the film to obtain a good-quality picture only about one tenth the size of the image on a 16mm film, and less than half the size of the image on an 8mm film. This ability to pack a lot of picture information in a small space without loss of quality is the essence of the system.

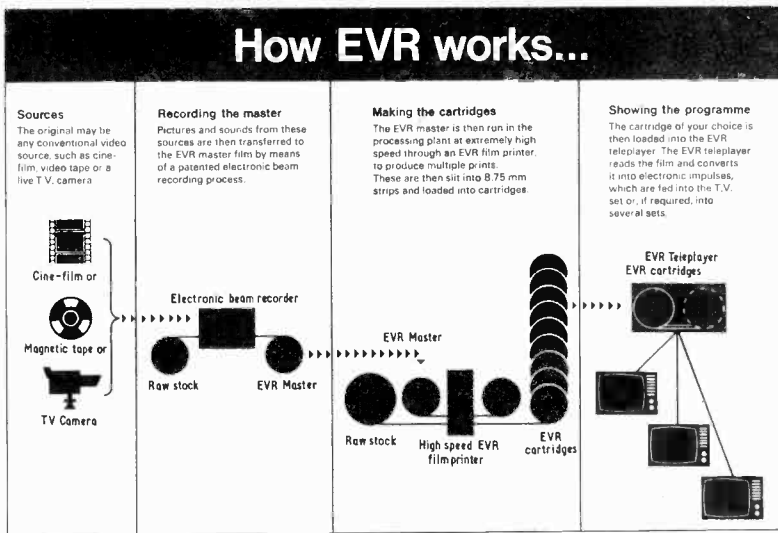
Two half-hour programmes in black and white or a single half-hour programme in colour can be recorded on a single spool of film of smaller dimensions than a conventional spool. Special signals are also recorded on the film whilst in the vacuum to serve as a basis for generating a modulated carrier in synchronism with the programme material.

The film has no sprocket holes, is contained in a sealed unit protected from dust, is completely automatic in threading and therefore is not subject to the wear and deterioration which is associated with conventional optical films with sprocket drive.

## THE TELEPLAYER

The cathode ray tube used in the flying spot scanner is a long-life device which can be expected to deteriorate very slowly and be free from the sudden failure characteristic of normal projection lamps. Moreover, the life of the tube is prolonged by an automatic brilliance control circuit.

# How EVR works...



The teleplayer is about eighteen inches square and about seven inches high. It is completely automatic. It has facilities for normal playing, fast forward, fast reverse and for examining any selected single frame by manual drive in the vicinity of the selected part.

The output of the teleplayer goes by co-axial cable to any 625-line television set and can be plugged into either the aerial socket or a spare channel on the receiver. It in no way interferes with normal broadcast television reception and the receiver can be used for this or for EVR by the usual channel selection control.

On completion of playback, the film can be automatically rewound and loaded back into the cartridge; the cover is replaced making the complete film ready for immediate storage.

Whilst being of modest physical size the teleplayer uses semiconductors throughout to convert the recorded image and sound track simultaneously to f.m. signals, which are fully compatible with existing 625-line standards.


*Comparison of 16mm film with an EVR telecartridge. The 16mm film on the left plays for 52 minutes. The cartridge on the right plays for one hour. A length of film from the cartridge shown has been unwound to illustrate the size of the film. Normally the film remains within the cartridge, except when it is being played. Take-up and rewind are automatic. On the right is the teleplayer being operated*

## PRODUCTION AND APPLICATIONS

The first manufacturing licence has been granted to the Rank Organisation and the initial production run from Rank Bush Murphy is expected to be ready for field trials later this year.

Although it is possible to use the system for domestic purposes, it is primarily intended to assist in industrial training and educational establishments throughout the world. The basic price of a single teleplayer is estimated to be in the region of £200, while pre-recorded films could be made available on hire or by purchase, although the latter could in some cases be uneconomical to pursue.

A colour version of the teleplayer is expected to be demonstrated by EVR early next year, in which the luminance signal will be recorded on one track and the chrominance signal on the other. The EVR partnership was formed in 1967 by the Columbia Broadcasting System Inc. of America, Imperial Chemical Industries, and CIBA of Switzerland. ★



# BIONICS

BY G.C. BROWN

M.S.H.A.A., A.M.R.S.H.



## NEURAL NETWORKS

To date an incredible quantity of information has been amassed concerning the operation of the *neuron*, or nerve cell. Theories and models too have appeared by the hundred showing ways in which networks of these neurons might be connected so as to produce certain intelligent functions. Indeed there are such a choice of theories, many of them perfectly feasible, that often rather than clarifying the situation, make the problem of finding the key to the working of the brain even more remote.

As it is, neurons are such tiny entities that an electron microscope is required to resolve their inner construction—an even bigger problem manifests itself when we try to picture the interconnections between say the “ten thousand million odd” in the human brain. An assessment of the number of interconnections becomes downright astronomical when we realise that there may very easily be something in the order of  $5 \times 10^4$  individual contacts on *each* neuron.

### THE HUMAN BRAIN

The various areas of the human brain and the primary functions associated with them have been largely mapped since the first World War; this last, in particular, appears to have been an ideal time for examining cortical topology—albeit rather unethically. However, the business of assigning “which bits appear to do what” seems to be more of a surgical operation than anything else, and as *our* brains are so complex anyway, neurologists have looked for some of the answers to the problem of “how” in the more simple forms of life.

We shall later inspect some of the less complex arrangements of neurons used in “property detectors” found in some of the simpler animals. In the meantime we shall take a look at the component that makes such things possible—the neuron.

It is fortunate for the animal kingdom that nature bestowed the neuron upon nearly all its members. Without networks of such neurons few living things, other than plants, would be able to regulate their

external and internal environments and so survive. Functionally, a large proportion of neurons serve to receive and transmit information by way of electrical impulses to and from the various parts of an organism. These sensory and motor neurons, as they are called, are not the only type. In the brain of the vertebrates, for example, other neurons exist which co-ordinate the bodily activities, and so prevent chaotic or disorganised functioning

### LIKE A MONOSTABLE

Electrically, individual neurons seem to operate in a way somewhat like the monostable circuit. When suitably triggered, the neuron fires a pulse of relatively constant amplitude lasting about 1 millisecond; it then goes through a short refractory period before it is able to accept triggering again. Increases in trigger amplitude cause the neuron to fire more frequently, while with relatively constant levels it “settles down” or accommodates to the input.

As has been previously discussed, there are several kinds of neurons—however, they all have a number of features in common with one another. Fig. 5.1 gives a general idea of the type found in the vertebrate brain. As can be seen from the illustration, each neuron comprises a soma or cell body from which several processes find their origin. These are the axons and dendrites. The axon is an output termination which feeds information from the neuron to other cells; while the dendrites (tree-like extensions) act as inputs connecting the neuron with axons from surrounding cells.

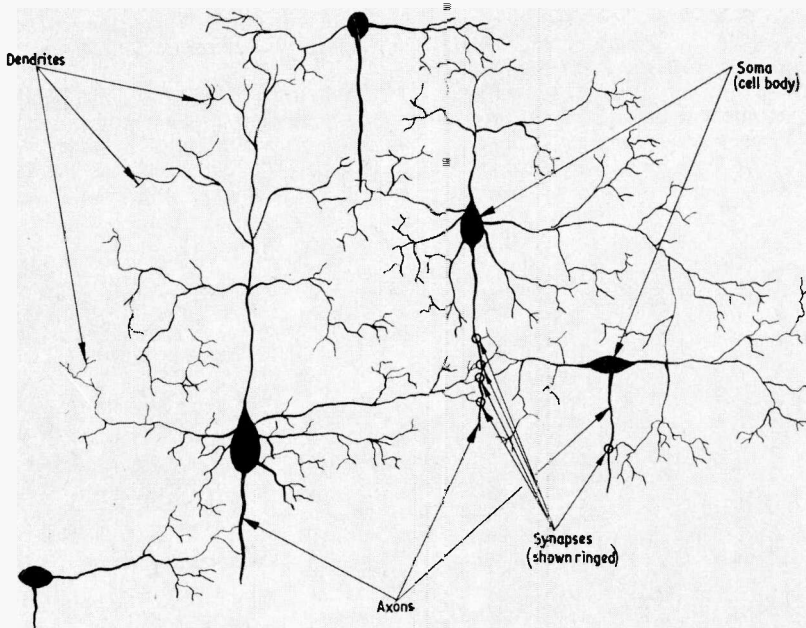
### SYNAPSES

The point at which a dendrite meets an axon is called a synapse: this term was “coined” by Sir Charles Sherrington in about 1897 from the Greek word, meaning “to clasp”. The synapse consists of a bulb adjoining the axon, and separates the latter from the receiving dendrite.

Not so long ago the neuron was considered to operate essentially in a binary fashion; to wit, it was

The design and construction of electronic “animals” or machines with artificial intelligence



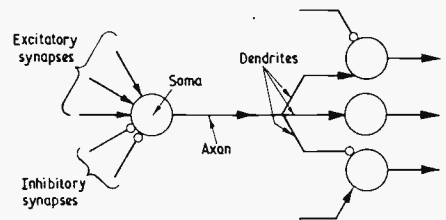


**Fig. 5.1. Diagrammatic representation of a neural network which constitutes the basic component of the brain in vertebrates**

either “off” or “on”—“firing” or “not firing”. This view has changed in recent years, and “all or nothing firing” now appears limited to the axon alone. The electrical characteristics observed in dendrites appear markedly at variance with those seen in the axon, and this seems almost certainly due to the presence of the synaptic contacts.

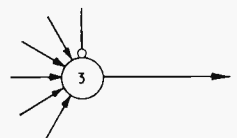
Synapses are most easily conceived of as “weights” applied to each neuron cell which either allow it to fire easily, or only after some overall input threshold level has been exceeded. Looking at the neuron as a whole, complete with synapses adjoining axons from neighbouring cells, it might be thought of as a rather complex gate with a firing mode (as discussed previously) not unlike that of a monostable circuit. Fig. 5.2 shows a very much simplified schematic of the properties displayed by so-called “formal” neurons. Notice that the synapses although weighting a neuron may be either excitatory or inhibitory.

There is evidence that the synapses in addition to having varying controls over a neuron, can themselves vary over a period and so change the threshold. This seemingly gives rise to the effect that a neuron’s ease of firing can be influenced by past events (previous inputs); tantamount surely to a memory.



**Fig. 5.2. Simplified schematic of the properties displayed by “formal” neurons**

**Fig. 5.3. Majority logic gate. If three or more inputs are active, the “neuron” will fire (this would also depend upon the weight of the inhibitory connection)**



## THRESHOLD AND MAJORITY LOGIC

In order to embrace both the digital-like axon function and analogue properties associated with the inputs to neurons, some convenient forms of logic have been evolved. These are threshold and majority logic. This latter type of logic, incidentally, is in the course of being applied to computer design because it carries a fair degree of redundancy, thus improving reliability of the equipment.

Majority logic is rather like a more versatile kind of normal logic: Fig. 5.3 gives the general idea. One could think of this example as having much the same properties as a three-input AND gate; except that there are *five* inputs, only three (and any three) of which need be stimulated together to provide an output.

Fig. 5.4 shows a threshold logic gate. This is like a combination of analogue and digital principles.

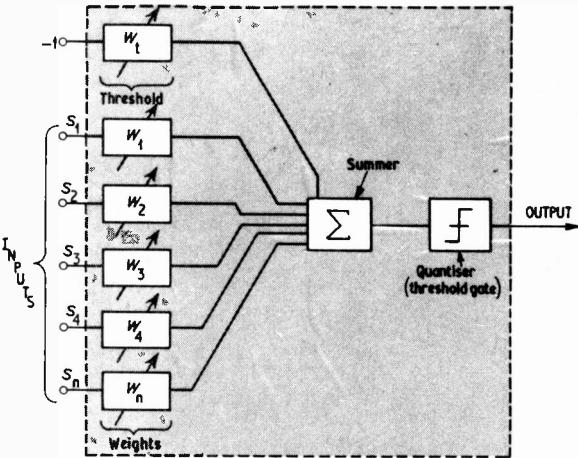


Fig. 5.4. Threshold logic gate

Remember that these examples are not actual neurons, but only hypothetical models which partly *mimic* a neurons action.

The threshold gate in Fig. 5.4 has binary inputs  $S_1, S_2, S_3, S_4, \dots, S_n$ ; these for convenience are treated as having values of either +1 or -1 rather than the normal "0" or "1", and are supplied (following suitable weighting  $W_1, W_2, W_3, W_4, \dots, W_n$ ) to the summation unit. An additional threshold weight is applied to the summation device so that there may be a definite reference level. If this level is exceeded, the quantiser will produce an output of 1, otherwise it will remain at zero.

Whether an output from the gate occurs or not depends upon the level of the weighted sum of the inputs being equal to, or greater than, the threshold. This can be expressed mathematically as

$$\text{output} = +1 \text{ if } \sum_{n=1}^n W_n \cdot S_n \geq W_t$$

or,

$$\text{output} = -1 \text{ if } \sum_{n=1}^n W_n \cdot S_n < W_t$$

where  $W_t$  is the threshold weight.

Many of these threshold logic units (T.L.U's) have been dubbed "neural nets", because some of their characteristics are similar to those found in real neural systems. In fact the threshold device in Fig. 5.4 is capable of being "trained" to recognise certain inputs. This is accomplished by adapting the weights  $W_n$  until the quantities  $W_n S_n$ , compared with the threshold, result in an output of "1" at the quantiser. This process is then repeated with a number of variations in input to establish that the device gives the correct response only for particular inputs.

## MOTOR-DRIVEN POTENTIOMETER

We suggested earlier that synaptic strengths often varied with the number of times a neuron had been triggered. As an electrical analogy this "semi-permanent memory" might be thought of as a motor-

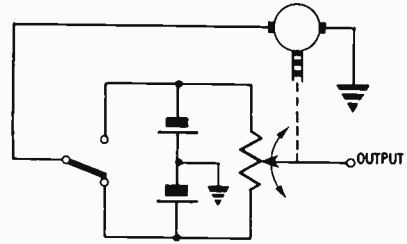


Fig. 5.5. An electrical analogy of a long-term memory

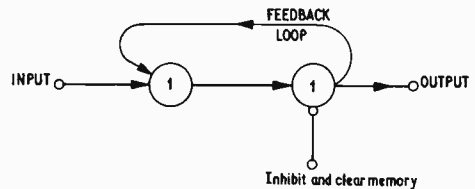


Fig. 5.6 Short-term memory.

driven potentiometer, Fig. 5.5. With inappropriate responses the gain would be reduced, and conversely attenuation reduced for the correct response; it might be called a "punishment" and "reward" system.

In a biological neuron, synaptic strengths seem to be varied chemically rather than electrically; the overall behaviour of a complete network of neurons would of course depend upon both this (the training) and the way in which the neurons are interconnected. (Whilst on the subject of chemistry, the reader may well be interested to know that we shortly anticipate examining some artificial memory devices using electro-chemical principles. Techniques, which the author uses, for constructing some of these devices will also be given.)

Although there is a considerable weight of evidence to suggest that we may now be "on the brink" of knowing the nature of memory storage, the question is still very moot as to just how many biological methods there could be for achieving this end; also, *which* of these happen to be relevant for a particular set of circumstances. We have already seen that variable synaptic weights may constitute a type of long-term storage device, but then is a similar principle involved in short-term memory? Certainly short-term memory can be demonstrated.

Everything You need to know about

**7 DAYS' TRIAL**  
WITHOUT OBLIGATION

# RADIO, TELEVISION & ELECTRICAL REPAIRS

## AMAZING 'KNOW HOW' BOOK

Brings You RIGHT UP TO DATE!

**576**  
PAGES  
OVER  
**470**  
ILLUSTRATIONS

REVISED AND ENLARGED—this essential handbook for the enthusiast, handyman or professional repairer, is packed with detailed information and easy-to-follow instructions on how to service radio and TV sets (including all-transistor and U.H.F. circuits), audio equipment and domestic appliances of every kind. Shows every step in fault tracing and the use of modern test gear, from simple meters to complex oscilloscopes. Also provides practical guidance on household electrical installation work: 576 pages. Over 470 illustrations. Mammoth value—Special Library Edition, superbly bound in Leathercloth, 50/-, or on easy terms; 13/- down and 3 monthly instalments of 14/- (total credit price 55/-). But first accept 7 Days' Home Trial Offer—without obligation!



### COVERS ALL THE LATEST TECHNICAL ADVANCES!

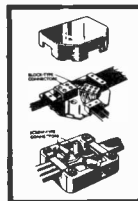
#### U.H.F. TELEVISION

Here are basic circuits and full instructions to enable you to service modern sets—get perfect 625-line reception.

#### Getting the best from RADIO AND TELEVISION SETS

How to make adjustments and repairs in order to get the best possible performance from any set.

#### All you need to know about DOMESTIC INSTALLATIONS

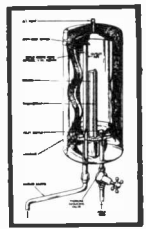


Learn from these helpful pages how to carry out modifications and extensions—with efficiency and safety! Complete guidance on lighting and power circuits, practical wiring work, safety regulations, cables, earthing, fuses, etc. Also Fluorescent Lighting, Time Switches and Thermostats.

Junction Boxes for Lead-covered Cables

#### WATER HEATING

All you should know about water heaters and how to install them and keep them in perfect working order. How to service FIRES and SPACE HEATERS.



#### HOW TO MAINTAIN AND REPAIR DOMESTIC APPLIANCES

From irons, toasters, hair dryers, etc. to cookers, washing machines and refrigerators. Also covers the repair and rewinding of small motors.

#### SPECIAL SECTION ON COLOUR TELEVISION

Explains clearly and concisely the principles of all the main colour systems.

#### FAULT FINDING

This grand book is invaluable for tracing faults in radio and TV sets (both valve and transistor circuits). Deals fully with tools and bench work—shows how to make the best use of test instruments. Tells everything you want to know—from how to carry out preliminary tests to how to align tuned circuits.

#### Servicing DOMESTIC AUDIO EQUIPMENT

How to locate and rectify faults in hi-fi equipment (mono or stereo), record players, tape recorders, etc.

#### ACT NOW!

Simply complete form, indicating method of payment preferred, and post without delay. Offer applies in U.K. only. Hurry, make sure of your copy NOW!

### ONE GREAT VOLUME covers:

Current, Voltage and Resistance, Coils, Capacitors and Tuning, Valves, Tubes and Transistors, Radio Components, Receiver Design Principles, Transistor-Radio Circuits, Valve-Radio Circuits, Valve-Television Circuits, Transistor-Television Circuits, Colour-Television Systems, Audio Amplifier Circuits, Audio Equipment and Gramophones, Tape Recorders, Radio and Television Aerials, Tools and Bench Work, Test Instruments and Their Use, Fault Tracing and Circuit Testing, Alignment of Tuned Circuits, Television Fault Tracing, Interference Suppression, Domestic Power Supply Circuits, Electrical Wiring Work, Fluorescent Lighting, Thermostats and Time Switches, Motor Repair and Rewinding, Small Appliances, Space and Water Heaters, Electric Cookers, Washing, Drying and Ironing Machines, Electric Refrigerators, Suction Cleaners and Floor Polishers.

## SEND NO MONEY NOW!

To: Dept. AGB, Odhams Books, Basted, Sevenoaks, Kent.

WITHOUT OBLIGATION please send me, on 7 Days' Home Trial, Radio, Television and Electrical Repairs. Within 8 days I will either (a) send the Cash Price of 50/- (plus charge for postage and packing), or (b) send a down payment of 13/- (plus postage charge), followed by a 3 monthly payments of 14/- (Total Credit Price 55/-). Alternatively, I will return volume in good condition, postage paid, within 8 days.

Cross out words NOT applicable below:

I wish to pay by CASH/TERMS. I am (a) houseowner; (b) tenant in house or flat; (c) temporary resident; (d) single; (e) married; (f) over 21; (g) under 21.

PLEASE SIGN HERE

Your Signature .....  
(Or, if you are under 21, signature of parent or guardian)

BLOCK LETTERS BELOW

NAME (Mr./Mrs./Miss) .....

Full Postal ADDRESS .....

AGB/NS/CC .....

# Litesold

## SOLDERING INSTRUMENTS



With the introduction of the latest moulded Nylon handle, the change-over to this type throughout the range is now complete. The LITESOLD range includes seven models (10, 18, 20, 25, 30, 35 and 60 watts), and many accessories.

The newest handle is fitted to the 30, 35 and 60 watt models, the latter being an improved version of the 55 watt model which it supersedes.

Other improvements featured on the 60 watt model are the simplification of the bit mounting and element fixing arrangements, which bring it into line with the other LITESOLD models. There is also an increase in performance.

All LITESOLD models are now available, to special order, with neon indicator lamps. This feature is valuable in reducing the risk of burns, and of fires caused by instruments left on.

The indicators are mounted inside the handles, which are made from translucent Nylon for this application. An orange glow is clearly seen through the handles whenever the supply is switched on.

*Please ask for colour catalogue L/37*

## LIGHT SOLDERING DEVELOPMENTS LTD.

28 Sydenham Road, Croydon, CR9 2LL  
Tel. 01-688 8589 & 4559



# prepare now for tomorrow's world

Today there is a huge demand for technologists such as electronics, nuclear and computer systems engineers, radio and television engineers, etc. In the future, there will be even more such important positions requiring just the up-to-date, advanced technical education which CREI, the Home Study Division of McGraw-Hill Book Co., can provide.

CREI Study Programmes are directly related to the problems of industry including the latest technological developments and advanced ideas. The individual tuition given by the CREI panel of experts in each specialised field is comparable in technological content with that of technical colleges.

**Take the first step to a better job now — enrol with CREI, the specialists in Technical Home Study Education.**

**CREI Programmes are available in:**  
Electronic Engineering Technology \* Industrial Electronics for Automation \* Computer Systems Technology \* Nuclear Engineering \* Mathematics for Electronics Engineers \* Television Engineering \* Radar and Servo Engineering \* City and Guilds of London Institute: Subject No. 49 and Advanced Studies No. 300.

**CREI (London), Walpole House,  
173-176 Sloane Street, London S.W.1.**  
*A Subsidiary of McGraw-Hill Inc.*

**Post this coupon today for a better future**

To C.R.E.I. (London), Walpole House, 173-176 Sloane Street, London S.W.1.	
Please send me (without obligation) details of your Educational Programmes	
please tick	
My interest is City and Guilds <input type="checkbox"/>	General <input type="checkbox"/>
Name .....	.....
Address .....	.....
Electronics experience .....	.....
PE10	

## SHORT-TERM MEMORY

It has been conjectured that short-term memory may exist in the form of reverberatory feedback loops around neurons, so that once a group of such neurons have been activated they would continue firing one another until such time as they were inhibited. At that time, their output might either be modified, or destroyed (assuming it was no longer applicable), or alternatively transferred to a long-term memory in the event that a particular response proved fruitful. The former may also be true for long-term memory, where a certain long standing response to a contingency suddenly became inappropriate.

In Fig. 5.6, we see a formal representation of how this short-term memory could operate. An input at the first neuron will cause it to fire, resulting in the second being triggered and producing an output. The output pulse will also be fed back to the first neuron, resulting in it being re-triggered, and so on. After initial triggering, the system would hence produce an output indefinitely unless an input appeared at the inhibit connection to the second neuron.

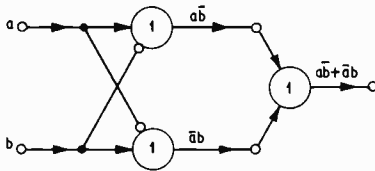


Fig. 5.7. Exclusive OR function

## FEEDBACK LOOPS

Feedback loops of this kind do apparently exist biologically. If the reader inspects the two neurons on the extreme right of Fig. 5.1 it can be seen that synaptic connections exist between the processes radiating from both cells, forming a reverberatory loop. Not so long ago, an experiment was performed involving this type of feedback in the motor neurons of a frog's leg section. However, the feedback loop was deliberately introduced to establish whether reverberation could be induced artificially. This in fact proved to be true, for the muscle (connected with the neurons) continued twitching until the source of energy, maintaining its operation, was finally depleted.

## OTHER LOGICAL FUNCTIONS

Up to now we have discussed some of the adaptive properties of neurons and neural networks. Neural networks also seem to perform many of the logical operations with which we are all familiar. The AND function we have already seen connected with majority logic; however such functions as "inclusive" and "exclusive" OR and NOT, are additionally evident biologically. Fig. 5.7 illustrates how the exclusive OR function is achieved in a neural system.

We shall see later on just how important these logical operations can be in several of the property detectors found in nature. In the meantime, another occurrence which must at times appear in neural nets should be examined. This is the possibility of malfunction. Although somewhat paradoxical, there is every likelihood that say a few intermittently operating neurons in a network may well be to a considerable advantage in certain situations. A hypothetical example of this will be discussed shortly, but first a look at an animal which seemingly has no memory.

## ANIMALS WITHOUT MEMORY

In some of the most simple animals (protozoa) there is an indication that certain types of memory exist; this though may only be applicable to some of an organism's more major roles. Almost certainly, no real memory exists (that can be observed) in the amoeba. Surprisingly enough though, this single celled microscopic organism manages to perform in quite remarkable ways.

For example, an amoeba can sense tactile stimuli; it will screw up into a ball if given a good poke with a small glass rod. The amoeba also moves away from lesser tactile stimuli, bright light, and toxic chemicals. It additionally displays selective behaviour when on to the trail of food; for if the victim happens to be a quick mover, the amoeba will throw out its pseudopods (false feet) wide so as not to irritate or disturb the prey whilst engulfing it.

Conversely, the technique changes to clasping the food organism very closely for relatively inert objects. Quite a vocabulary of actions from a microscope blob of jelly-like protoplasm that apparently has no memory!

The truly incredible point that emerges from the example of the amoeba is that with no memory as such, it manages to survive at all! The whole virtue of a memory is, that with it, an animal is capable of remembering a particular event that has occurred within its environment and use the knowledge to advantage in the future. It thus learns from past experience. The amoeba seems unable to accomplish this, yet gets along quite well.

## RANDOM MALFUNCTIONING

Suppose we designed an artificial device based on the amoeba; i.e. no memory, but some rudimentary sensory apparatus and the ability to move. One could imagine, that without the "animal" having some ability to keep a record of past events there would come a time when it found itself in serious difficulties. An example of this might be if the device elicited a response of say, a right turn, when confronted with bright lighting. Sooner or later it would make this response, and run headlong down a blind alley or into a brick wall.

Without a memory the "animal" would, to coin a phrase, be sunk! Nevertheless, even with no memory, it is possible to give the device a greater chance of survival. Let us suppose that instead of arranging to have the animal always turn right, we deliberately introduce some random malfunctioning. This might be a noisy (intermittent) component somewhere in its muscle control circuits. The modified "animal", we will assume, now occasionally turns (say) left, rather than making the "correct" response.

It will be clear that despite having an unreliable component within its framework, our "animal" now has a distinctly improved situation. This time, when it meets a bright light, it may well turn left instead of right and so avoid the previous contingency. Certainly it is better fitted for its environment than an animal without this defect, and would as a result exist for a longer time. (The reader will remember that this very notion of randomness was built in to the breadboard model of a few articles ago for the same reason.)

## MORE COMPLEX ORGANISMS

Amoeba of course is an extremely simple animal. However, as we progress up the evolutionary ladder so we find that the more complex organisms utilise more and more specialised sensory equipment. We began to

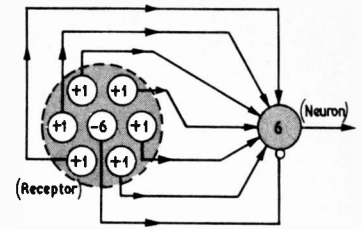
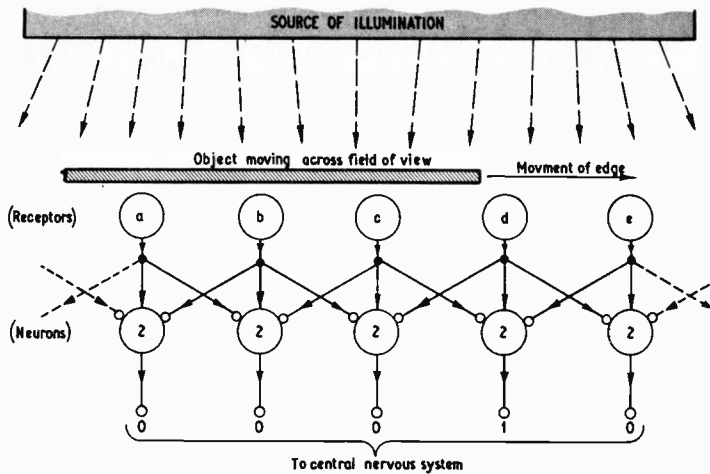


Fig. 5.9. Frog's "bug" detector

Fig. 5.8 (left). Image edge detector

notice for example that not only do some of these animals react to say the presence or absence of light, but also respond to changes in level of illumination and contrast between shadow and light in their field of view. For instance a large shadow might cause an organism to retreat, whereas a small one may elicit curiosity.

Yet higher up the ladder we come across even more sophisticated sensory apparatus—particularly that involved with sight and hearing. In addition to the sensory organs of which we are relatively familiar, there also exist a number which are not so immediately obvious. These receptors are naturally just as (sometimes more) important than those which go to make up the five senses, for they monitor the internal conditions of the animal.

The internal receptors may be found in muscles where they detect stretch and contraction; there are other sensory devices which detect the movement of joints. Still more pass on information about body temperature, posture, blood pressure, and pain stimuli. All these detectors vary in their construction according to the kind of sensory function they have to perform.

### PROPERTY DETECTORS

Earlier we promised looking at some of the less complex property detectors; some of these will now be discussed both in the light of present knowledge, and hypothetically in relation to artificial counterparts.

A considerable proportion of the experimental work carried out with biological sensory systems up till now has been concerned with visual receptors. In this direction there is consequently a whole wealth of data available from which one may make comparisons, and postulate ways for synthesising some of the less complex examples. Indeed, it is from this very concept that the application of bionics springs.

Many of the more lowly marine animals, particularly the molluscs, and crustacea, have nervous systems which are extremely simple compared with the vertebrates. In fact some of their neural networks comprise only a handful of quite sizeable neurons—it is thus possible, in some cases at least, to be in a position to assign definite functions to these systems with a reasonable degree of accuracy.

### COMPOUND EYE

One such case which has lent itself well to the study of visual systems has been the simple compound eye of the horseshoe crab *Limulus*. In such eyes there are a number of quite separate receptor cells, each having its

own lens system and sensory cells from which run axonal fibres to the central nervous system.

The eye of the *Limulus* revealed some particularly interesting mechanisms, one of which (lateral inhibition) may well have exposed an important principle underlying certain functions in mammalian visual systems too. This particular mechanism makes itself evident when just a few of its visual receptors (ommatidia) are stimulated.

It seems that in addition to the receptor nerve fibres leading to the central nervous system, there also exist a plexus of further fibres from the same receptors communicating with their neighbours. These lateral interconnections make synaptic contacts at adjacent cells and appear to be mutually inhibitive. Thus by stimulating a group of receptors this lateral inhibition seems to promote contrast at the boundaries of an image—a type of edge or corner detector in fact.

### IMAGE EDGE DETECTOR

Take a look at Fig. 5.8. Here we have part of a group of formal neurons and receptors which together show, in simplified form, how this property detection for edges seems to operate. Imagine that the receptors, *a* through to *e*, are illuminated. In this condition, each receptor will be generating an output which will place an inhibitory input on the neuron of its adjacent cell. Now each neuron requires *two* inhibitory inputs to ensure non-firing, so with all receptors stimulated (and assuming binary operation of the neurons) the neurons would return an output of zero. Come to think of it, we would additionally see zero output if none of the receptors were illuminated!

From inspecting the illustration, the reader will already have grasped what will occur if having illuminated the receptors we decided to move an object across the immediate field of view.

Assuming receptors *a*, *b*, and *c* are shaded from the light source, and *d* and *e* are exposed, an interesting phenomena takes place. The first three outputs will produce a "0", because although their neurons are disinhibited no inputs are present. The fifth output will also give a "0", for the opposite reason that despite having its receptor illuminated the neuron has *two* inhibited inputs. The fourth output however will return a "1", due to it being illuminated and having insufficient inhibition to turn it off; i.e. only *one* inhibit from receptor *e*.

Thus, if an image moves in front of the receptors (from one side of the field to the other), the associated





## A NEW DE-LUXE FM MONO/STEREO TUNER FROM TRS



- A.F.C. & A.G.C.
- Noise Limiter
- Chassis Ready Built
- Pre-tuned

This advanced design commutable Hi-Fi mono/stereo FM tuner comes in easy-to-assemble pre-fabricated units engineered to the highest standards of efficiency and performance. Valuable refinements include switchable A.F.C., automatic noise suppression, flywheel tuning, stereo indication light, excellent audio response. Sensitivity better than 5 microvolts. Stereo can be added later if so required. Inclusion of a world-famous Gortler I.P. amplifier ensures superb performance. Excellent chassis design made specially to fit the standard TRS Simplex cabinet system. Styled to match the TRS Stereo 4-4.


S.A.E. brings full details.

Total price (for mains operation) **£89.10.0** (Carriage 10/-).  
 Kit to make MONO tuner inc. chassis and tuning assembly (p.p. 3/6) **15 gns.**  
 Add-in Stereo Unit (p.p. 2/6) **£2.5.0**

Power Unit (p.p. 2/6)

Simplex Cabinet (p.p. 2/6) **£1.17.6**

TRS  
STEREO  
4-4



### INTEGRATED AMPLIFIER

A T.R.S. design based on newly developed Mullard 4 watt modules with BC108 pre-amp. Suitable for speakers from 3 to 16 ohms. Bass and treble cut/boost. Response—50 to 18kHz ±3dB. This excellently engineered layout requires only wiring between controls and modules. Complete with metal chassis and T.R.S. simplex teak-cased cabinet for instant assembly. Stereo/Mono and Radio/PT switches.

Amplifier Kit **£7.19.6** (p/p 3/6)

T.R.S. Power Unit **£2.0** (p/p 2/6)

T.R.S. Simplex Cabinet, **£1.17.6** (p/p 2/6)

4 prs. DIN plugs and sockets if purchased separately, 15/-.  
 Complete kit inc. cabinet/power pack/DIN plugs & sockets (carr. 10/-) **£12.10.0**

### PLAYING UNITS BY GARRARD & E.M.I.

LM3900 Record Player with 9T.A. Stereo Cartridge. **£10.15.0.**

AT.60 Mk. II De-Luxe Auto-changer, diecast turntable. Less cartridge. **£13.17.6.**

SP.25 De-Luxe single record player, die-cast turntable. Less cartridge. **£12.10.6.** Brand new in makers' cartons. Packing and carriage on any one of above 7/8.

GARRARD PLINTH W.B.I. In fine Teak for above units. (Packing and carriage 5/-) **£7/6.**

Clear-view rigid perspex cover (carriage 3/6), 65/-.

CARTRIDGES FOR ABOVE—STEREO Sonotone 9TA/H/C Ceramic with diamond 52/8; Decca Deram with diamond 96; MONO Acos GP01-1 22/6; Goldring MX2M 27/6.

EMI 4-sp. single player, 10 1/2 in. T/table, separate arm and T/Jo cart. **72/6** (p/p 5/-).

MAKE A BOOKSHELF SPEAKER

With a set of matched speakers and cross-over from TRS. Combines modern style high efficiency 5in. bass unit with special cone assembly, X-over and 2 1/2 in. tweeter for mounting into your own cabinet or baffle system. Smooth response from 80 to 20,000Hz. Loading up to 8 watts. Made by a world-famous manufacturer. A genuine bargain for only **79/6** (carr. 5/-).

ORDERING—Send cash with order. Post and packing where not stated add 1/- per lb.; 1/9 1 lb.; 3/6 2 lbs.; 6/- 3 lbs.; 8/6 4 lbs.; 11/- 5 lbs.; 14/6 6 lbs.; 17/6 7 lbs.; 20/6 8 lbs.; 23/6 9 lbs.; 26/6 10 lbs.; 29/6 11 lbs.; 32/6 12 lbs.; 35/6 13 lbs.; 38/6 14 lbs.; 41/6 15 lbs.; 44/6 16 lbs.; 47/6 17 lbs.; 50/6 18 lbs.; 53/6 19 lbs.; 56/6 20 lbs.; 59/6 21 lbs.; 62/6 22 lbs.; 65/6 23 lbs.; 68/6 24 lbs.; 71/6 25 lbs.; 74/6 26 lbs.; 77/6 27 lbs.; 80/6 28 lbs.; 83/6 29 lbs.; 86/6 30 lbs.; 89/6 31 lbs.; 92/6 32 lbs.; 95/6 33 lbs.; 98/6 34 lbs.; 101/6 35 lbs.; 104/6 36 lbs.; 107/6 37 lbs.; 110/6 38 lbs.; 113/6 39 lbs.; 116/6 40 lbs.; 119/6 41 lbs.; 122/6 42 lbs.; 125/6 43 lbs.; 128/6 44 lbs.; 131/6 45 lbs.; 134/6 46 lbs.; 137/6 47 lbs.; 140/6 48 lbs.; 143/6 49 lbs.; 146/6 50 lbs.; 149/6 51 lbs.; 152/6 52 lbs.; 155/6 53 lbs.; 158/6 54 lbs.; 161/6 55 lbs.; 164/6 56 lbs.; 167/6 57 lbs.; 170/6 58 lbs.; 173/6 59 lbs.; 176/6 60 lbs.; 179/6 61 lbs.; 182/6 62 lbs.; 185/6 63 lbs.; 188/6 64 lbs.; 191/6 65 lbs.; 194/6 66 lbs.; 197/6 67 lbs.; 200/6 68 lbs.; 203/6 69 lbs.; 206/6 70 lbs.; 209/6 71 lbs.; 212/6 72 lbs.; 215/6 73 lbs.; 218/6 74 lbs.; 221/6 75 lbs.; 224/6 76 lbs.; 227/6 77 lbs.; 230/6 78 lbs.; 233/6 79 lbs.; 236/6 80 lbs.; 239/6 81 lbs.; 242/6 82 lbs.; 245/6 83 lbs.; 248/6 84 lbs.; 251/6 85 lbs.; 254/6 86 lbs.; 257/6 87 lbs.; 260/6 88 lbs.; 263/6 89 lbs.; 266/6 90 lbs.; 269/6 91 lbs.; 272/6 92 lbs.; 275/6 93 lbs.; 278/6 94 lbs.; 281/6 95 lbs.; 284/6 96 lbs.; 287/6 97 lbs.; 290/6 98 lbs.; 293/6 99 lbs.; 296/6 100 lbs.

LISTS—Eight large printed pages, packed with bargain offers including difficult to find lines. Send 6d. for latest copy

TRS RADIO COMPONENT SPECIALISTS Est. 1946

70 BRIGSTOCK RD., THORNTON HEATH, SURREY

Tel. 01-884 2188 9 a.m.—6 p.m. daily 1 p.m. Weds.

A few doors from Thornton Heath Station (S.R. Victoria Section)


37 BRIDGMAN ROAD, LONDON, W.4 Phone 995 1560

SHOWROOM NOW OPEN CLOSED SATURDAY

Personal callers only 9 LITTLE NEWPORT ST. LONDON, W.C.2. Tel. GER 0576

219

# VARIABLE VOLTAGE TRANSFORMERS



INPUT 230/240v. A.C. 50/60—  
 OUTPUT VARIABLE 0-260v.  
 BRAND NEW

Keenest prices in the country.  
 All Types (and Spares) from  
 1/2 to 50 amp. from stock.

**SHROUDED TYPE**  
 1 amp, £5. 10. 0. 2.5 amps, £6. 15. 0.  
 4 amps, £9. 0. 0. 5 amps, £9. 15. 0.  
 8 amps, £14. 10. 0. 10 amps, £18. 10. 0.  
 12 amps, £21. 0. 0. 15 amps, £25. 0. 0.  
 20 amps, £37. 0. 0. 37.5 amps, £72. 0. 0. 50 amps, £92. 0. 0.

**OPEN TYPE (Panel Mounting)**  
 1 amp, £3. 10. 0. 1 amp, £5. 10. 0.  
 2.5 amps, £6. 12. 6.

**PORTABLE TYPE**  
 1.5 amp. portable fitted metal case. voltmeter, lamp, switch, etc. **£9.5.0.**  
 Similar to above 2.5 amp. **£11.7.6.**

## L.T. TRANSFORMERS All primaries 220-240 volts

Type No.	Sec. Taps	Price	Carr.
1	30, 32, 34, 36 v. at 5 amps.	£4/5/0	6/-
2	30, 40, 50 v. at 5 amps.	£6/5/0	6/6
3	10, 17, 18 v. at 10 amps.	£4/10/0	4/6
4	6, 12 v. at 20 amps.	£5/17/6	6/6
5	17, 18, 20 v. at 20 amps.	£6/12/6	6/6
6	6, 12, 20 v. at 20 amps.	£6/5/0	7/6
7	24 v. at 10 amps.	£4/15/0	5/6
8	4, 6, 24, 32 v. at 12 amps.	£6/10/0	6/6

## STROBE! STROBE! STROBE!

Build a Strobe Unit, using the latest type Xenon white light flash tube. Solid state timing and triggering circuit. 230/250v. A.C. operation.

**ECONOMY KIT.** Flash rate 1-36 flash per second.

All components including Unijunction, thyristor, tube and circuit. **£5/5/0 plus 3/6 P. & P.**

**INDUSTRIAL KIT.** Flash rate 1-80 f.p.s. Ideally suitable for schools, laboratories, etc. Incorporates double wound transformer which isolates both tube and timing circuit from mains. Stabilized timing circuit and high power tube. **£8/8/0 plus 6/- P. & P.**

**6 1/2" POLISHED REFLECTOR.** Ideally suited for above Strobe kits. Price 8/6 post paid. Regret not sold separately.

30 r.p.m. 40lb. ins. Position of drive spindle adjustable to 3 different angles. Mounted on substantial cast aluminium base. Ex-equipment. Tested and in first class running order. A really powerful motor offered at a fraction of makers' price. **6 GNS. P. & P. 10/-.**

**PARVALUX TYPE SD19 230/250 VOLTS A.C. REVERSIBLE GEARED MOTOR.**

(Type 1) 71 r.p.m. Torque 10lb. inch. Reversible. 1/70th h.p., 50 cycle, 38 amp.

(Type 2) 28 r.p.m. Torque 20lb. inch. Reversible. 1/80th h.p., 50 cycle, 28 amp.

The above two precision made U.S.A. motors are offered in 'as new' condition. Input voltage of motor 115v. A.C. Supplied complete with transformer for 230/240v. A.C. input. Price, either type **£2. 17. 6 plus 6/6 P. & P.** or less transformer **£2. 2. 6 plus 4/6 P. & P.**

**200/250v AC HORSTMANN 20A TIME SWITCH**

2 on/off every 24 hours at any pre-set time. Fitted in metal case. 36 hr. spring reserve. Used but fully tested. Fraction of makers' price. **£3.19.6 plus 4/6 P. & P.** Available with solar dial on request.

**INSULATED TERMINALS**

Available in red, white, yellow, black, blue and green. New 17/- per doz. 2/- P. & P.

**230/240v. A.C. SOLENOID**

Heavy duty type, approx. 3lbs. pull. Price: **17/6 plus 2/6 P. & P.**

**12/24V. D.C. SOLENOID**

Approx. 8 oz. push. Price **8/6 plus 1/6 P. & P.**

## LIGHT SENSITIVE SWITCH

Kit of parts, including ORP12 Cadmium Sulphide Photo-cell, Relay, Transistor and Circuit, etc., 6-12 volt D.C. op. price 25/- plus 2/6 P. & P. ORP 12 including circuit, 10/6 each, plus 1/- P. & P.

**A.C. MAINS MODEL** Incorporates Mains Transformer, Rectifier and special relay with 3, 5 amp mains c/o contacts. Price inc. circuit **47/6 plus 2/6 P. & P.**

## LIGHT SOURCE AND PHOTO CELL MOUNTING

Precision engineered light source with focusable lens assembly and ventilated lamp housing, to take MBC bulb. Separate photo cell mounting assembly for ORP. 12 or similar cell. Both units are single hole fixing. Price per pair **£2.15.0 P. & P. 3/6.**

## UNISELECTOR SWITCHES

**NEW**

4 Bank 25 Way 24 v. D.C. operation **£5.17.6 plus 2/6 P. & P.**

8 Bank 25 Way 24 v. D.C. operation **£7.12.6 plus 4/6 P. & P.**

**MINIATURE UNISELECTOR SWITCH**

Ex-Equipment

3 banks of 11 positions plus homing bank. 40 ohm coil. 24-36 v. D.C. operation. Tested. **22/6 plus 2/6 P. & P.**

## COPPER LAMINATE. Printed Circuit Board.

Size 15 1/2" x 5 1/2" 3/9 each. 3 for 10/- Post paid.

## RELAYS

Bulk purchase enables us to offer the following new **SIEMENS, PLESSEY**, etc. miniature plug in relays complete with base, at a fraction of makers' price.

Coil Working Voltage Contacts Price

280 6-12 2 c/o 14/6

280 9-18 4 c/o 15/6

700 12-24 2 c/o 17/6

700 16-24 4 c/o 15/6

700 16-24 4M 2B 12/6

1250 20-40 2 c/o H.D. 12/6

2500 30-50 2 c/o H.D. 12/6

5800 50-70 4 c/o 10/-

9000 40-70 2 c/o 10/-

H.D. Heavy Duty. POST PAID

## SEALED RELAY

**230 VOLT AC COIL**

Two c/o

5 amp contacts.

Plug-in I.O. Base.

Price **14/6**, incl. base. Post Paid.

3 c/o Amp. CONTACTS 17/6 Incl. Base. Post Paid.

## SANWA MULTI RANGE METERS

New Model US0D Multi tester,

20,000 OPV, mirror scaled with overload protection. Ranges—d.c. volts: 100mV, 0.5 v. 5 v., 250 v., 1,000 v.; a.c. volts: 2.5 v., 10 v., 50 v., 250 v., 1,000 v.; D.C. current: 5 μA, 0.5 MA, 5 MA, 50 MA, 250 MA. Complete with battery and test probe. **£7/5/0** post paid. Three other models available from stock. Descriptive leaflet on request.

## A.C. CONTACTOR

2 make 2 break (or 2 c/o). 15 amp. contacts.

230/240v. A.C. operation.

Brand new. Price **22/6 plus 1/6 P. & P.**

# SERVICE TRADING CO

All Mail Orders—Also Callers—Ample Parking Space  
 57 BRIDGMAN ROAD, LONDON, W.4 Phone 995 1560  
 SHOWROOM NOW OPEN CLOSED SATURDAY  
 Personal callers only  
 9 LITTLE NEWPORT ST.  
 LONDON, W.C.2. Tel. GER 0576

# EXCEL

in

# ELECTRONICS

## Through this ICS 3-way Training Method:

### MASTER THE THEORETICAL SIDE

1

From basic principles to advanced applications, you'll learn the theory of electronic engineering, quickly and easily through ICS. That's because each course is set out in easy-to-understand terms.

### MASTER THE PRACTICAL SIDE

2

ICS show you how to develop your practical abilities in electronic engineering—*alongside* your theoretical studies. It's the only sure way to success. All training manuals are packed with easy-to-follow illustrations.

### MASTER THE MATHEMATICAL SIDE

3

To many this aspect is a bitter problem. Even more so because no electronic engineer is complete without a sound working knowledge of maths. But new ICS teaching makes mathematics easier to learn.

#### Wide range of courses available include:

Radio/TV Engineering and Servicing, Closed Circuit TV, Electronics, Electronic Maintenance, Servomechanisms, Computer Engineering, Numerical Control Electronics, etc.

#### EXPERT COACHING FOR:

INSTITUTION OF ELECTRONIC AND RADIO ENGINEERS  
CITY AND GUILDS TELECOMMUNICATION TECHNICIANS  
CITY AND GUILDS ELECTRONIC SERVICING  
R.T.E.B. RADIO/TV SERVICING CERTIFICATE  
RADIO AMATEURS' EXAMINATION  
P.M.G. CERTIFICATES IN RADIOTELEGRAPHY

Build your own radio, transistor portable, and professional-type test instruments with an ICS Practical Radio and Electronics Course. Everything simply explained and easy to handle. All components and tools supplied. For details post coupon below.

Member of the Association of British Correspondence Colleges

FOR FREE HANDBOOK POST THIS COUPON TODAY

I.C.S., Dept. 151, INTERTEXT HOUSE,  
PARKGATE ROAD, LONDON, S.W.11

NAME .....

ADDRESS .....

OCCUPATION.....

AGE.....

**INTERNATIONAL CORRESPONDENCE SCHOOLS**

## SEMICONDUCTORS

### BRAND NEW AND FULLY GUARANTEED

IN914	2/-	2N2907	8/-	AF239	11/-	BFX68	13/6	BYZ11	7/6
IN916	1/6	2N2907A	8/-	AF212	3/6	BFX68A	14/6	BYZ12	6/-
IS025	4/9	2N2923	5/-	AF226	4/6	BFX84	8/-	BYZ13	5/-
IS113	3/-	2N2924	5/-	ASV27	8/6	BFX85	10/-	GET103	5/-
IS120	2/6	2N2925	5/6	ASV28	6/6	BFX86	8/-	GET113	4/-
IS130	2/6	2N2926	5/-	ASV29	4/6	BFX87	10/-	MPF102	9/-
IS131	2/6	.. Green	3/6	ASZ20	7/6	BFX88	5/-	MPF103	9/-
IS132	2/6	.. Yellow	3/3	ASZ21	4/6	BFX92A	12/6	MPF104	9/-
2G301	4/-	.. Orange	3/-	BAX13	2/6	BFX93A	15/-	MPF105	9/-
2G302	4/-	.. Red	2/9	BAX16	2/9	BFY10	4/6	NKT274	4/6
2G303	4/-	.. Brown	2/6	BAY31	2/6	BFY11	4/6	NKT217	8/6
2G371	3/-	2N3011	5/-	BAY38	3/6	BFY17	4/6	NKT261	4/6
2N696	5/-	2N3053	6/6	BC107	3/6	BFY18	4/6	NKT262	4/6
2N697	5/-	2N3054	15/-	BC108	3/6	BFY19	4/6	NKT264	4/6
2N698	4/6	2N3055	19/6	BC109	3/6	BFY41	10/-	NKT271	4/6
2N706	3/-	2N3702	4/6	BC113	6/6	BFY43	13/6	NKT272	4/6
2N708	4/-	2N3704	5/6	BC118	6/6	BFY50	4/6	NKT274	4/6
2N929	5/6	2N3705	4/6	BC125	13/6	BFY51	4/6	NKT275	4/6
2N930	6/6	2N3706	4/6	BC147	5/-	BFY52	4/6	NKT281	5/6
2N1090	6/6	2N3707	4/6	BC148	4/6	BFY56	10/-	NKT403	15/6
2N1091	6/6	2N3708	4/6	BC149	5/-	BFY56A	11/6	NKT405	15/6
2N1131	9/6	2N3709	4/6	BC182	4/6	BFY76	9/6	NKT613	6/6
2N1132	9/6	2N3710	4/6	BC183	5/6	BFY83	11/6	NKT674	5/-
2N1302	4/6	2N3711	4/6	BC184	4/6	BFY90	12/6	NKT677	5/-
2N1303	4/6	2N3819	10/-	BCY30	7/6	BSX19	5/6	NKT713	5/6
2N1304	5/6	2N3820	23/6	BCY31	4/6	BSX20	5/6	NKT781	6/-
2N1305	5/6	2N4058	7/6	BCY32	5/6	BSX21	8/-	NKT801	11/6
2N1306	6/6	2N4059	6/6	BCY33	5/6	BSX26	10/6	NKT802	19/6
2N1307	6/6	2N4060	6/6	BCY34	4/6	BSX27	10/6	NKT803	19/6
2N1308	8/-	2N4061	6/6	BCY38	5/6	BSX28	10/6	NKT804	19/6
2N1309	8/-	2N4062	6/6	BCY39	6/6	BSX29	10/6	NKT805	22/6
2N1507	5/6	2N4254	9/6	BCY40	7/6	BSX60	19/6	OA5	2/6
2N1613	6/6	2N4255	8/6	BCY42	6/6	BSX61	12/6	OA9	2/6
2N1711	6/6	40250	16/6	BCY43	6/6	BSX76	4/6	OA70	1/6
2N1889	8/-	40361	12/6	BCY54	7/6	BSX77	8/-	OA73	2/-
2N1895	8/-	40362	14/6	BCY70	9/6	BSX78	8/-	OA79	1/9
2N2102	18/-	AAZ13	2/-	BCY72	5/-	BSY11	5/6	OA81	1/6
2N2147	17/6	AAZ15	3/6	BCZ10	4/6	BSY26	4/-	OA85	2/6
2N2148	12/6	AAZ17	3/6	BCZ11	4/6	BSY27	4/-	OA90	2/6
2N2160	14/-	AC107	6/6	BD121	19/6	BSY28	4/-	OA91	1/6
2N2193	5/6	AC126	4/6	BD123	23/6	BSY29	4/6	OA95	1/6
2N2194	5/6	AC127	4/6	BD124	17/-	BSY38	8/-	OA200	2/-
2N2195	5/6	AC128	4/6	BF115	4/6	BSY39	4/6	OA202	2/-
2N2217	6/-	AC176	5/6	BF117	10/6	BSY40	5/6	OC26	5/6
2N2218	6/-	ACY17	5/6	BF167	6/6	BSY51	10/6	OC28	5/6
2N2219	6/-	ACY18	5/6	BF173	7/6	BSY52	10/6	OC35	5/6
2N2220	5/-	ACY19	5/6	BF181	9/-	BSY53	9/6	OC36	5/6
2N2221	5/-	ACY20	4/6	BF184	7/6	BSY54	10/6	OC44	3/-
2N2222	5/-	ACY21	5/6	BF194	6/6	BSY78	9/6	OC45	2/6
2N2368	6/6	ACY22	4/6	BF224	6/6	BSY79	9/6	OC71	2/6
2N2369	7/6	ACY28	4/6	BF225	6/6	BSY81	11/6	OC72	2/6
2N2369A	7/6	AD140	8/-	BF237	6/6	BSY82	10/6	OC75	4/-
2N2539	4/6	AD149	8/-	BF238	7/6	BSY83	11/6	OC81	4/-
2N2540	4/6	AD161	7/6	BFW57	6/6	BSY85	12/6	OC81D	3/-
2N2646	11/6	AD162	7/6	BFW59	6/6	BSY87	10/6	OC139	6/6
2N2696	6/6	AF114	5/-	BFW60	6/6	BSY90	11/6	OC140	6/6
2N2904	8/-	AF116	5/-	BFX12	5/6	BSY95A	3/6	OC200	5/6
2N2905	8/-	AF117	5/-	BFX13	5/6	BY100	4/6	OC201	5/6
2N2905A	8/-	AF124	5/-	BFX29	12/6	BY115	2/6	OC202	8/6
2N2906	8/-	AF127	5/-	BFX35	19/6	BYX10	5/6	OC202	8/6
2N2906A	8/-	AF181	6/6	BFX35	19/6	BYX10	5/6	P346A	5/6
2N2906A	8/-	AF186	11/-	BFX43	8/6	BYZ10	9/-		

### RECORDING TAPES

Fully Guaranteed

7" STD	1,200'	7/3
7" L/P	1,800'	12/3
7" D/P	2,400'	19/-
5 1/2" STD	900'	6/6
5 1/2" L/P	1,200'	9/-
5 1/2" D/P	1,800'	14/9
3" STD	600'	5/3
5" L/P	900'	7/1
5" D/P	1,200'	10/9
3" L/P	185'	2/3
3" D/P	225'	3/-
3" D/P	300'	4/-
7" D/P	Concorde 3,000'	33/6

Spools: 8 1/2" 6/3, 7" 2/6, 5 1/2" 2/3, 5" 2/3, 4" 2/-, 3 1/2" 1/9, 3" 9d, 2 1/2" 1/10.

### CASSETTE TAPES

C-60 13/6, C-90 18/6  
Post and Packing up to 3 reels 2/9, otherwise 4/6.

### SPEAKERS (3 ohm)

9" x 4" 23/6,  
8" x 5" 19/6,  
7" x 4" 15/6,  
3" x 6.5" 14/6, 6 1/2" 21/6,  
8" 27/6, 12" 39/6.  
Post and Packing 1/6

### THYRISTORS

1 AMP: 50V 4/6, 100V 6/-, 200V 7/-, 400V 8/-,  
3 AMP: 50V 7/6, 100V 8/-, 200V 9/-, 400V 11/-,  
Equivalent BYT 91/100R 15/- each

### ZENER DIODES

1 1/2 Watt 10% ZL Series 2.7-33V 4/6  
1" 5% International Rect. 3.3-20V 7/6  
400 m/Watt 5% STC 2.7-33V 5/6  
250 m/Watt 10% Sub-Min. 2.0-16V 3/-  
Mullard  
OAZ 204 7/6 OAZ 243 4/6 OAZ 259 4/6  
OAZ 241 4/6 OAZ 244 4/6 OAZ 270 4/6

### INTEGRATED CIRCUITS

R.C.A. CA3005, 3013, 3014, 3018, 3019, 3020 30/-  
CA3011, 3012, 25/- CA3021 42/6  
DATA SHEETS 2/- per type

Presets std., horiz. or vert. 1/6  
Potentiometers, Log/Lin 3/3 each  
Silvered Micaps, up to 820pf. 1/2  
up to 2,000pf. 2/-

Min. Electrolytics, MF/DVOLTs.  
1/18 2/15 4/15 5/15 8/18 10/25 16/18 25/604 25/10  
25/25 25/50 30/10 32/15 40/16 50/10 50/15 50/25  
64/25 80/6-4 100/6 100/12 100/18 125/4 320/10 @ 1/6 each.

1/40=1/9 50/50=2/- 200/16=2/- 500/25=3/9  
1/40=1/9 100/25=2/- 250/25=2/9 500/25=4/9  
6-4/6-4=1/9 100/50=2/6 250/50=3/9 1000/12=3/9  
12-5/25=1/9 125/16=2/- 500/6=2/6 1000/25=5/-

### VEROBOARD

3 1/2" x 2 1/2" 3/6  
3 1/2" x 3 1/2" 4/3  
Cutter 9/-  
3 1/2" x 5" 5/6  
17" x 3 1/2" 16/-  
5" x 2 1/2" 4/3

### RESISTORS

1/2 watt 10%, 4d.  
1/2 watt 5%, 5d.  
1 and 1/2 watt, 6d.  
3 watt, 1/6  
5 watt 2/-

SEND 6d. STAMP FOR CATALOGUE  
P.P. for Components 1/6 per order

### A. MARSHALL & SON

28 CRICKLEWOOD BROADWAY, LONDON, N.W.2  
01-452 0161/2 CALLERS WELCOME

neurons will progressively show "ones" at their outputs as the approaching edge meets a receptor. This type of property detector, therefore, not only displays the ability to see edges and sharpen up contrast, but has the merit that it can pass on information about rate and direction of movement as well!

The *Limulus* is not, of course, the only animal whose visual system makes use of mutual inhibition—in fact it is fast becoming clear that without this property, true recognition, be it visual, auditory or whatever, would be virtually impossible.

### FROG BUG DETECTOR

Not so long ago, some other workers in the bionics field localised a rather interesting form of inhibition present in the eye of the common frog. The system that incorporated this form of inhibition they called, for lack of a better phrase, the frog's "bug detector". It will be apparent from Fig. 5.9 that a group of such devices besides giving the frog an indication of the "bugginess" of the environment, would also serve to warn the animal if a predator came into view. Small shadows across the frog's field of view would tend to mean food, and large shadows could imply, "hop it, someone's after you!"

Of course, Fig. 5.9 is but a simplification of the real thing—however, it does work! Assuming the receptors are all equally illuminated, then the effects of the six exciter receptors will be *just* cancelled by the -6 output from the inhibitor. The neuron would therefore return a vote of nil. Now if, whilst the receptors remained illuminated, the image of some object in the field of view happened *only* to cover the central inhibitor an output would immediately appear at the neuron. Such a condition might, to the frog, be indicative of a fly or some other tasty morsel in the immediate vicinity.

We could imagine other connections from the receptors in the "bug detector" which might pass on information only if a shadow covered *all* the receptors. Such data could constitute a warning that danger was imminent.

### IMPORTANCE OF INHIBITION PROPERTY

Inhibition certainly seems to be one of the important fundamental characteristics of nervous systems; at times it would almost appear more significant than the property of excitation.

Research concerning the implications of inhibition in sensory mechanisms is currently being conducted in many universities and laboratories. In fact, so vast could be the outcome stemming from work in this field, that the United States Air Force recently granted a contract to a research foundation to "drum up" as much biological literature as possible in order to get ideas! The response they received was incredible, for it resulted in something like five hundred references on the subject, and in the region of one hundred and fifty odd papers and volumes connected with biological "transducers" alone!

In the article appearing next month we shall forge ahead with discussions about more of these property detectors. Also describe how some of them might be implemented in our "mobile breadboard", which incidentally the constructors amongst you must have felt the author had completely forgotten about!

A topic emerging from all these discussions about nerve nets and property detectors, will also be in evidence next month: that of pattern recognition.

To be continued

# NEWS BRIEFS

## Television Guidance System for Martel

AN ORDER worth several million pounds sterling has been placed with The Marconi Company by the Ministry of Technology, for television guidance systems for the first production batch of Anglo-French MARTEL guided missiles.

The heart of this very advanced missile system is a small sensitive television camera, carried in the nose of the missile, which provides a high quality picture from which any type of target can be positively identified.

This "missile-eye-view" is transmitted back to the launching aircraft, where the observer is able to follow the missile flight on a television monitor.

A joystick control in the cockpit enables him to adjust the field of view of the camera, over a command radio link. Control signals are then generated within the missile itself to align the flight path with the axis of the television camera, once the target has been identified.

The launching aircraft need never come within visual or radar range of the target, and can be safely on their way back to base while the missile is guided to its target.

## Inventions and New Products Exhibition

AN exhibition of inventions and new products covering a wide range of items was held at the New Horticultural Hall, Westminster, during January. Among the various electronic devices on display was a motor vehicle immobiliser, which cuts out the engine of the vehicle by blocking the air intake when the driver leaves his seat, and ensures that the engine cannot be restarted without the use of a special key.

A versatile low cost computer the Micro-16 made by Digico Ltd. was on display. This computer can be desk mounted, works as a real time machine with interrupt facilities and has a 4,000 word store with teletype input and output. The complete computer is priced at £4,100.

Other inventions included a kinetic abstract image display which produces a continually changing colour display and a pressure variable resistor which uses plastic foam impregnated with carbon as the resistive element.

## New Computers

TWO NEW computers have recently been introduced by Siemens; they are the 4004/16 and the 4004/25. The third generation Siemens computers using integrated monolithic circuits and featuring cycle times in the nano-second range have so far proved to be reliable and efficient. The photograph shows the central processor 4004/26 of the Siemens computer system 4004.



# MARKET PLACE

Items mentioned in this feature are usually available from electronic equipment and component retailers advertising in this magazine. However, where a full address is given, enquiries and orders should then be made direct to the firm concerned.

## R.F. SIGNAL GENERATORS

The new range of Nombrex r.f. signal generators, models 29-S and 29-X, are ideal for the amateur constructor, service engineers and technical training colleges.

The main feature of the 29-S model is a frequency range of 150kHz to 220MHz in eight overlapping bands on separate scales with an accuracy said to be better than 2 per cent. There is a front panel electronic scale calibration control. The modulation frequency is adjustable from 400 to 1,000Hz and modulation depth is fully adjustable from 0 to 100 per cent.




"Sprayit" aerosol from David Hewson

The average r.f. output is 100mV on all ranges and the output impedance is 600 ohms, constant at all attenuation settings.

The 29-X model incorporates all the features of the standard model and also incorporates an integral crystal oscillator module.

The crystal oscillator provides harmonic calibration check points on all ranges to an accuracy of  $\pm 0.02$  per cent using the front panel calibration control. The marker signal level, adjustable by the attenuator, is available separately at the r.f. output socket for use with external equipment.

Both models are housed in a steel stove enamelled medium grey case and the rectangular tuning scale measures  $5\frac{1}{2}$ in  $\times$   $2\frac{1}{4}$ in. The generators are all solid state and are powered by



Nombrex Model 29-S signal generator

standard 9 volt batteries. The retail prices are: model 29-S £20; model 29-X £27.

## MISTER BASSMAN

A musical accompaniment instrument recently released by D.E.W. Ltd., Ringwood Road, Ferndown, Dorset, should arouse the interest of our musically minded readers. Called "Mister Bassman" it is believed, by the manufacturers, to be the only self-contained bass accompaniment pedal unit on the market.

The unit has a thirteen note foot change arrangement giving an organ tone for vamping, or a string bass effect with decay on each note sounded. The unit is battery powered and can be used with almost any amplifier.

The Dewtron Mister Bassman costs £25 and is finished in hammer blue, with heavy chromed keys.

## AEROSOL SPRAY

An item that should have many useful applications is the "Sprayit" Aerosol marketed by David Hewson Ltd., 195, Sparrows House, Bushey Heath, Herts. The "Sprayit" costs 22s 6d and consists of a propellant aerosol spray, a glass jar with graduated volume markings on the side and plastics down tubes.

It is claimed that one ounce of propellant will spray up to two fluid ounces of any liquid from the jar. In some cases it is not necessary to pour liquid into the jar, but simply insert the down tube in the existing bottle or can.

The spray can be used to give a hammer finish to metal work;

sealing, painting or varnishing woodwork; applying fluids when etching printed circuits; and used for cleaning switches, contacts and any delicate electronic equipment.

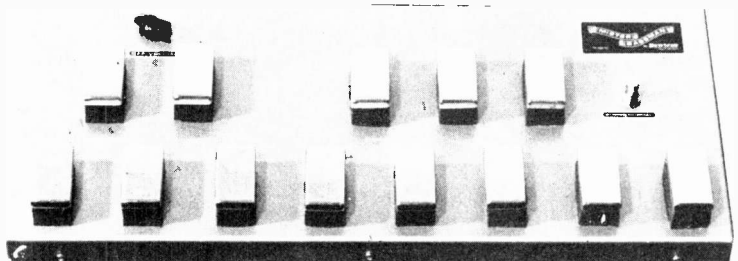
## LITERATURE

The second edition of the catalogue of electronic components and equipment is now available from G. W. Smith & Co. (Radio) Ltd., 34 Lisle Street, London, W.C.2.

Many new items are listed and the catalogue contains five 2s-in-the-£1 discount coupons enabling the cost of the catalogues to be recovered on subsequent orders.

Because of increased postal and labour costs a minimum postal charge of 3s is made by G. W. Smith's on all parcels sent by post. The cost of carriage on larger items is indicated separately throughout the catalogue.

Readers looking for technical information are recommended to consult a technical library where most librarians are often helpful in finding the necessary data required. This often leads the reader to obtaining a copy of the book or perhaps leaves him in some doubt as to whether it really helps to solve his problem. A comprehensive stock of technical books on several subjects is often available through some local dealers, but if in difficulty, we would suggest readers obtain a copy of the new technical book catalogue from the Modern Book Co., 19-21 Praed Street, London, W.2. Their "Catalogue of Radio Television and Electronics Books" (price 2s) contains 68 pages of probably the most comprehensive list of technical books in town.



"Mister Bassman" pedal accompaniment unit marketed by D.E.W. Ltd.





# RADIO COMMUNICATION HANDBOOK

By R.S.G.B.

63/- Postage 4/-

**WORLD RADIO-TV HANDBOOK 1969.** 35/-. Postage 1/-.

**SOLID STATE HOBBY CIRCUITS MANUAL,** by R.C.A. 17/6. Postage 1/-.

**INTEGRATED CIRCUIT DATA BOOK,** by Motorola. 50/-. Postage 3/-.

**HANDBOOK FOR RADIO OPERATORS,** by G.P.O. 6/-. Postage 1/-.

**HI-FI YEARBOOK 1968/9.** 15/-. Postage 1/-.

**TRANSISTOR SUBSTITUTION HANDBOOK No. 8.** 16/-. Postage 1/-.

**HI-FI IN THE HOME,** by John Crabbe. 40/-. Postage 1/6.

**AUDIO AMPLIFIERS** edited by J. R. Davies. 10/6. Postage 9d.

**RADIO VALVE DATA,** by W. W. 9/6. Postage 1/-.

## THE MODERN BOOK CO.

BRITAIN'S LARGEST STOCKIST of British and American Technical Books

19-21 PRAED STREET LONDON, W.2

Phone: PADDington 4185  
Closed Saturday 1 p.m.

## CRESCENT RADIO LTD.

(electronic component specialists)

For all regular components try

40 Mayes Road, Wood Green, N.22

For surplus components and equipment try

11 Mayes Road, Wood Green, N.22

Printed circuit board, 8 x 6in 2/- each  
OC19 power transistor 5/- each  
Zener diode 8.2 volt, 400mW 2/6 each  
BYZ12 7/6 each

### BARGAIN BOARDS

Transistors, diodes, resistors, capacitors and various components all mounted on computer board, 2/- each, 3 for 5/-, 7 for 10/- and 15 for 20/-.

### MODEL MOTOR

12 volt, 9,000r.p.m., 400mA 4/6 each

### BARGAIN PACK

50 unmarked and untested transistors 10/6 per pack

### SILICON DIODE RECTIFIERS

750mA, 800p.i.v. 3/3 each

### COMPONENT BARGAINS

D.P. rotary ON/OFF mains switches 2/- each  
Car fuseholders complete with lead and tags 1/3 each  
Low impedance transistor earpiece 1/6 each  
Slab aerial transistor type 2/9 each  
LA3 type pot core 45mh 4/6 each  
2 1/2 in. transistor loudspeaker 5/6 each  
80 ohm 5/6 each  
Rev counters (tape recorder type) 5/- each

### CASSETTES

C60 12/6 each  
C90 18/6 each

With our new premises in Mayes Road we can now offer an even wider selection of components for the home constructor and enthusiast.

### POSTAGE WITH ORDER PLEASE

P.5.  
Our new catalogue is now available at 1/6 per copy

## 4-STATION INTERCOM



£715/0

Solve your communication problems with this 4-Station Transistor Intercom system (1 master and 3 Subs), in de-luxe plastic cabinets for desk or wall mounting. Call/talk/listen from Master to Subs and Subs to Master. Ideally suitable for Business, Surgery, Schools, Hospital, Office and Home. Operates on one 9V battery. On/off switch. Volume control. Complete with 3 connecting wires each 66ft. and other accessories. P. & P. 7/6.

### WIRE-LESS INTERCOM

No batteries—no wires. Just plug in the mains for instant two-way, loud and clear communication. On/off switch and volume control. Price 12 gns. P. & P. 9/6 extra.

## INTERCOM/BABY ALARM



59/6

Same as 4-Station Intercom for two-way instant communication. Ideal as Baby Alarm and Door Phone. Complete with 66ft. connecting wire. Battery 2/6. P. & P. 4/6.

### Transistor TELEPHONE AMPLIFIER



59/6

Why not boost business efficiency with this incredible De-Luxe Telephone Amplifier. Take down long telephone messages or converse without holding the handset. A useful office aid. On/off switch. Volume control. Battery 2/6 extra. P. & P. 3/6. Full price refunded if not satisfied in 7 days.

WEST LONDON DIRECT SUPPLIES (PE/2)  
169 KENNINGTON HIGH STREET, LONDON, W.8

# THE ELECTRONIC COMPONENTS CATALOGUE THAT SETS THE STANDARD

Used and acclaimed by:-

**SCIENTISTS  
ENGINEERS  
TECHNICIANS  
TEACHERS &  
STUDENTS**

This edition of the Home Radio Catalogue is the result of eleven years of careful selecting, compiling and indexing. It is the finest, most comprehensive we have ever produced—it has 300 pages, over 8,000 items listed and over 1,500 illustrations. It is a must for anyone interested in radio and electronics. With each catalogue we supply a Book Mark giving Electronic Abbreviations, an Order Form, an addressed envelope, and 6 vouchers each worth 1/- when used as directed. All this for only 8/6 plus 3/6 post, packing and insurance. Send the attached coupon today, with your cheque or P.O. for 12/-.

Please write Name and Address in block capitals

NAME .....

ADDRESS .....

Home Radio (Mitcham) Ltd., Dept. PE, 187 London Rd., Mitcham, CR4 2YQ

Of course no catalogue is ever really finalised. As soon as we have one edition off the press, our researchers get busy finding out what is the latest in the world of Radio and Electronics—ready for the next printing.



# ELECTRONORAMA

## Small Ship Submarine Detector

A NEW British sonar equipment, the MS26, developed by the Plessey Marine Systems Division, has been demonstrated to representatives from selected overseas navies under sea-going operational conditions. This followed the charter of H.M.S. *Dee* (renamed MV *Robert Clive*) by Plessey from the Royal Navy for trials and demonstrations of this new equipment.

Developed as a derivative from a very successful Admiralty designed equipment, the sonar equipment is aimed at small to medium sized ships, for detection primarily of submarines. It is operated by a single man and can detect under best conditions up to 7,500 yds range. The practical average expected performance is up to 5,000 yds range.

This equipment has been designed specifically as a primary sonar on small patrol boats, but can be usefully employed in a secondary category on large warships.



## Three Miles Under The Sea

THE National Institute of Oceanography has been using Mallory batteries to power scientific recording equipment at depths in the North-East Atlantic of up to 2,640 fathoms.



Geophysicists on the RRS *Discovery*, Britain's largest Oceanographic Research Vessel, used equipment which sinks to the ocean bed inside a ballasted sphere. The reverberations of explosive charges detonated 200 feet under the surface are picked up by a hydrophone, and the signals recorded inside the sphere on tape recorders.

Coded acoustic signals release the ballast and the positions of the spheres are tracked

acoustically as they float upwards. Once on the surface the researchers find them by radio signals and flashing beacons attached to the spheres.

As a result of these experiments the scientists were able to record seismic refraction signals from the sea bed, and to obtain geological data.

The photographs show (below left) the ocean-bottom spheres used in the Atlantic, and the interior (below right)—the seismic recording equipment and the Mallory 6-75V Duracell batteries which power it.



# Readout —

## A SELECTION FROM OUR POSTBAG

### More on trial and error

Sir—I have just read with interest your leader in the December 1968 issue of PRACTICAL ELECTRONICS.


While Prof. Farvis is no doubt correct in frowning upon the undisciplined approach to circuit design as applied to complex systems required to operate over wide ranges of ambient conditions and in accordance with strict specifications, he is surely overlooking the merits of the semi-empirical method as applied to simple "one-off" circuits which are usually required in a hurry and when little essential design data is at hand.

I have always found that the most productive way of teaching electronics at an introductory level is to deal with the *minimum* amount of theory necessary to produce formulae which can be directly applied to simple circuit design to say a first approximation. Students are then encouraged to translate the formulae into component values and actually make up and check the resulting circuits on the bench.

The associated practical work has always been a headache with this approach—it is always tempting to take the easy way out in the laboratory and present students with pre-designed circuits for examination. However, since investing in some of the S-Dec "breadboards" advertised in your pages, I have found the problems have largely evaporated and that students are now able to cover much more ground. They have no need to fight their way through the soldered "birds-nests" mentioned in your paragraphs. To give examples, I have found it relatively simple and beneficial to let students actually work through the circuits discussed by A. Foord in his recent series on *Feedback Amplifiers*, and the *Feedback Pair* described by P. Williams in the December '68 issue of P.E. They have all the while to calculate their own component values.

I think many more of your readers would be able to follow through articles such as these were the S-Dec method presented to them and layouts suggested in the same way as you provide layouts for Veroboard in many articles.

B. Pounder,  
Dept. Physics,  
Dundee College of Technology,  
Dundee.



Mr Ken Greenberg's version of our Stockmarket

### Amplifier rating

Sir—The recently introduced Trade Description Act would seem to cover the accuracy of the figure used to express the output power of audio amplifiers, and therefore needs consideration by everyone associated with the marketing of all types of amplifiers. Whilst the vast majority of equipment is sensibly rated, exceptions do occur, particularly in items offered in the musical/entertainment field.

This Association has long campaigned for the universal adoption of continuous, sine wave, rating of Public Address amplifiers with considerable success.

Readers in any doubt as to the correct method of expressing the rated and maximum output power of an audio amplifier are referred to BS 3860 : 65 published by the British Standards Institute.

Further, those involved in the marketing of amplifiers in this country can obtain guidance and advice from the Information Service of the Association of Public Address Engineers.

H. G. Warren,  
Technical Information Officer,  
Association of Public Address  
Engineers,  
394 Northolt Road,  
South Harrow,  
Harrow,  
Middlesex.

### Can anyone help?

Sir—I recently purchased a AVO CT.38 valve volt meter, but was unable to get a copy of the instruction manual from the manufacturers.

I wonder if it is possible that one of your readers may have a copy which I could purchase or borrow.

S. Tan,  
17 Lophook Crescent,  
London, S.E.23.

### American stockmarket

Sir—Enclosed is a photograph of the *Electronic Stockmarket* game I built from the article in your December 1968 issue.

The game is constructed on a 12in × 12in × 3in aluminium chassis. Using all new American components, the game cost me about \$45.00 (19 British pounds). I know it sounds incredible, but that's how high the cost of living here is these days.

The game works perfectly as described in the article. On my game I located the shares and tax presets on top of the chassis for easier access. I also fitted two four-contact sockets to the chassis for the future addition of two more players' positions (out-board on separate little chassis). I will be able to simply plug-in the extra positions.

I have only one suggestion that I feel might improve the game or at least make it more real. I think there should be a button that would allow each player to check his bank balance (charge on bank capacitor). Knowing your bank balance would certainly result in making more sensible transactions. What do you think of this idea?

In any case, I enjoyed building the game and playing it is fun. Very few construction articles as interesting and simple as this appear in American electronics magazines. I subscribe to them all and they all tend to come up with expensive and complicated gadgets most of the time. Very few "games" articles appear.

Ken Greenberg,  
Chicago,  
U.S.A.

### DRY JOINT TESTER

The most reliable way of testing for a dry joint is to measure the resistance between the component lead and the printed circuit board. Our kit for doing this comprises a large scale (3in.) moving coil meter, a variable resistance for adjusting zero setting, and a wiring diagram with instructions. The only additional items you will need are a battery, some wire, a pair of test rods. Price 19/6, postage and insurance 2/6.

### MINIATURE WAFER SWITCHES

4 pole, 2 way—3 pole, 3 way—4 pole, 3 way—2 pole, 4 way—3 pole, 4 way—2 pole, 6 way—1 pole, 12 way. All at 3/6 each. 38/- dozen, your assortment.

**WATERPROOF HEATING ELEMENT**  
26 vamps length 70W. Self-regulating temperature control. 10/- post free.

**BLANKET SWITCH**  
Double pole with neon let into side so luminous in dark, ideal for dark room light or for use with waterproof element—new plastic case. 5/6 each. 3 heat model 7/6.

**INDICATOR LAMP**  
Panel mounting, consists of neon lamp, red plastic lens with resistor in leads for mains operation 2/6 each, 24/- doz.

**12V BLOWER**  
Heavy duty motor with centrifugal blower coupled to one end. Ideal for car heater. 12/6, plus 4/6 post.

**PP3 ELIMINATOR**. Play your pocket radio from the mains save £s. Complete component kit comprises 4 rectifiers—mains dropper resistances, smoothing condenser and instructions, only 6/6 plus 1/- post.

**BECKASTAT**  
This is an instant thermostat, simply plug your appliance into it and its lead into wall plug. Adjustable setting for normal air temperatures. 13 A loading. Will save its cost in a season. 19/6. Postage and ins. 2/9.

**KETTLE ELEMENT**  
230/240V 1500 watt. Made by Beat for kettles with 3/4 in. dia. hole including: Beat, Besco, Chalfont, Davidson, Dimplex, Grafton, Hawkins, Jurymaid, Mirroware, Monogram, Pifco, Revvo, Townen, Swan. Normally 32/6. Our price 15/- plus 2/6 post.

**QUICK CUPPA**  
Mini Immersion Heater, 350w. 200/240v. Boils full cup in about two minutes. Use any socket or lamp holder. Have at bedside for tea, baby's food, etc. 18/6, post and insurance 1/6. 12v. car model also available.

**MAINS TRANSISTOR POWER PACK**  
Designed to operate transistor sets and amplifiers. Adjustable output 8V, 9V, 12V for up to 500mA (class B working). Takes the place of any of the following batteries: PP1, PP3, PP4, PP6, PP7, PP9, and others. Kit comprises: mains transformer rectifier, smoothing and load resistor, condensers and instructions. Real snip at only 16/6, plus 3/6 postage.

**THERMOSTATS**  
Type "A" 15 amp. for controlling room heaters, greenhouses, airing cupboard. Has spindle for pointer knobs. Quickly adjustable from 30-80°F. 9/6 plus 1/- post. Suitable box for wall mounting, 5/-, P. & P. 1/-.

Type "B" 15 amp. This is a 17in. long rod type made by the famous Sunic Co. Spindle adjusts this from 50-550°F. Internal screw alters the setting so this could be adjustable over 30° to 1,000°F. Suitable for controlling furnace, oven, kiln immersion heater or to make flame-start or fire alarm 8/6 plus 2/6 post and insurance.

Type "D". We call this the Ice-stat as it cuts in and out at around freezing point, 2/3 amps. Has many uses one of which would be to keep the 10ft. pipes from freezing. If a length of our blanket wire (16 yds. 10/-) is wound round the pipes. 7/6. P. & P. 1/-.

Type "E". This is standard refrigerator thermostat. Spindle adjustments cover normal refrigerator temperature. 7/6, plus 1/- post.  
Type "F". Glass element for controlling the temp. of liquid—particularly those in glass tanks, vats or sinks—thermostat is held (half submerged) by rubber sucker or wire clip—ideal for fish tanks—developers and chemical baths of all types. Adjustable over range 50° to 150°F. Price 18/-, plus 2/- post and insurance.

### ELECTRIC CLOCK WITH 25 AMP. SWITCH

Made by Smith's these units are as fitted to many top quality cookers to control the oven. The clock is mains driven and frequency controlled so it is extremely accurate. The two small dials enable switch on and off times to be accurately set. Ideal for switching on tape recorders. Offered at only a fraction of the regular price—new and unused only 39/6, less than the value of the clock alone—post and insurance 2/9.

### INFRA-RED HEATERS

Make up one of these latest type heaters. Ideal for bathroom, etc. They are simple to make from our easy-to-follow instructions—uses silica enclosed elements designed for the correct infra-red wavelength (3 microns). Price for 760 watts element, all parts, meta casing as illustrated, 19/6, plus 4/6 post and insurance. Pull switch 3/- extra.

**CONTROL DRILL SPEEDS**

### DRILL CONTROLLER

Electronically changes speed from approximately 10 revs. to maximum. Full power at all speeds by finger-tip control. Kit includes all parts, case, everything and full instructions. 19/6 plus 2/6 post and insurance. Or available made up 29/6, plus 2/6 post.

### REPAIRABLE RADIOS

7 transistor Key chain Radio in very pretty case, size 2 1/2 x 2 1/4 x 1 1/4 in.—complete with soft leather zippered bag. Specification:—Circuit: 7 transistor superheterodyne. Frequency range: 530 to 1600 Kc/s. Sensitivity: 5 mV/m. Intermediate frequency: 455 Kc/s, or 455 Kc/s. Power output: 40mW. Antenna: ferrite rod. Loudspeaker: Permanent magnet type. These radios are complete but require attention. Circuit diagram is not available. 17/6 each plus 2/9 post and insurance. 4 radios £3 post free.

### THIS MONTH'S SNIP DEAC RECHARGEABLE BATTERIES

6V, 500mA/hr. size 2 1/2 in. 1 1/4 in. dia. Really powerful, will deliver 1 amp for 1 hour. Regular price 65/-—our price 29/6. New and unused.

**THERMOSTAT WITH PROBE**  
This has a sensor attached to a 15A switch by a 14in. length of flexible capillary tubing—control range is 20°F to 150°F so it is suitable to control soil heating and liquid heating especially when in buckets or portable vessels as the sensor can be raised out and lowered into the vessel. This thermostat could also be used to sound a bell or other alarm when critical temp. is reached in stack or heap subject to spontaneous combustion or if liquid is being heated by gas or other means not controllable by the switch. Made by the famous Westlington Co., we offer these at 12/6 each. Postage and insurance 2/9.

**ELECTRIC CLOCK WITH 3A SWITCH**  
Electric Clock with 3 amp switch made by Smiths for Dreamland. These are mains driven and frequency controlled so are extremely accurate. The dial enables "switch-on" time to be accurately set. Switch off is 3 hours later or by manual control. Intended for switching electric blankets this needs only one setting for the season. Suitable also to control tape recorder, radio and lamp etc. up to 600W. In neat plastic case with mains lead and two outlet plugs. New and unused, 39/6, post and insurance 3/6.

**5A, 3 PIN SWITCHED SOCKETS**  
An excellent opportunity to make that bench dis board you have needed or to stock up for future jobs. This month we offer 6 British made (Hicraft) bakelite flush mounting shuttered 5A switch sockets for only 10/- plus 3/6 post and insurance. (20 boxes post free).

**VARYLITE**  
Will dim incandescent lighting up to 600 watts from full brilliance to out. Fitted on M.K. flush plate, same size and fixing as standard wall switch so may be fitted in place of this or mount on surface. Price complete in heavy plastic box with control knob £2.19.6.

**SPRING COIL LEADS**  
as fitted to telephones, 4 core 2/6 each, 3 core 2/- each.

When postage is not stated then orders over £3 are post free. Below £3 add 2/9. Semi-conductors add 1/- post. Over £1 post free. S.A.E. with enquiries please.

**2 1/2 kW FAN HEATER**  
Three position switching to suit changes in the weather. Switch up for full heater (2 1/2 kW), switch down for half heat (1 1/2 kW), switch central blows cold for summer cooling—adjustable thermostat acts as auto control and safety cut-out. Complete kit £5.15.0. Post and ins. 7/6.

**SNIPSCOPE**  
Famous war-time "cat's eye" used for seeing in the dark. This is an infra-red image converter cell with a silver caesium screen which lights up (like a cathode ray tube) when the electrons released by the infra-red strike it. A golden opportunity for some interesting experiments. 7/6 each, post 2/6. Data will be supplied with cells, if requested.

**AC FAN**  
Small but very powerful mains motor with 6 1/2 in. blades. Ideal for cooling equipment or as extractor. Silent but very efficient. 17/6, post 4/6. Mounts from back or front with 4 BA screws.

**FLUORESCENT CONTROL KITS**  
Each kit comprises seven items—Choke, 2 tube ends, starter, starter holder and 2 tube clips, with wiring instructions. Suitable for normal fluorescent tubes or the new "Grolux" tubes for fish tanks and indoor plants. Chokes are superior, mostly resin filled. Kit A—15-20 w. 19/6. Kit B—30-40 w. 19/6. Kit C—80 w. 19/6. Kit E—65 w. 19/6. Kit MF1 is for 6in., 9in. and 12in. miniature tubes, 19/6. Postage on Kits A and B 4/6 for one or two kits then 4/6 for each two kits ordered. Kits C, D and E 4/6 on first kit then 3/6 for each kit ordered. Kit MF1 3/6 on first kit then 3/6 on each two kits ordered.

**TELESCOPIC AERIAL**  
for portable, car radio or transmitter. Chrome Plated—six sections, extends from 7 1/2 to 47in. Hole in bottom for 6BA screw. 7/6.  
Be first this year!  
**SEED AND PLANT RAISING**  
Soil heating wire and transformer. Suitable for standard size garden frame. 19/6 Post and ins. 3/6.

**BLANKET SIMMERSTAT**  
Although looking like, and fitted as an ordinary blanket switch, this is in fact a device for switching the blanket on for varying time periods, thus giving a complete control from off to full heat. Also suitable for controlling the temperature of any other appliances using up to 1 amp. Listed at 27/6 each, we offer these while our stock lasts at only 12/6 each.

**16 RPM GEARED MOTOR**  
Made by Smith's Electrics, these are almost silent running, but are very powerful. They operate from normal to 240V. mains and the final shaft speed is 16 r.p.m. 15/-. Post & ins. 2/9.

**REED SWITCH**  
Suitable for dozens of different applications, such as burglar alarms, conveyor belt switching. These are simply glass encased switches which can be operated by a passing permanent magnet coil. A special buy enables us to offer these at 2/6 each, or 24/- a dozen. Suitable magnets are 1/- each.

**AMERICAN MAKE—630 OHM COIL 20-30 VOLT OPERATION—2 POLE CHANGE OVER 4/6 EACH, 48/- DOZ.**

**ELECTRONICS (CROYDON) LTD.**  
Dept. PE, 266 London Road, Croydon CRO-2TH  
Also 102/3 Tamworth Road, Croydon



### THE DORSET (600mW Output)

7-transistor fully tunable M.W.-L.W. superhet portable—with baby alarm facility. Set of parts. The latest modulated and pre-alignment techniques make this simplest to build. Sizes: 12" x 8" x 3".

MAINS POWER PACK KIT: 9/6 extra.

Price **£5.5.0** plus 7/6 p. & p. Circuit 2/6 FREE WITH PARTS.


### THE ELEGANT SEVEN MK. III (350mW output)

7-transistor fully tunable M.W.-L.W. portable. Set of parts. Complete with all components, including ready etched and drilled printed circuit board back printed for foolproof construction.

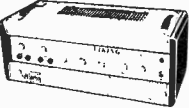
MAINS POWER PACK KIT: 9/6 extra.

Price **£49.6** plus 7/6 p. & p.

Circuit 2/6 FREE WITH PARTS.



### 50 WATT AMPLIFIER A.C. MAINS 200-250V



An extremely reliable general purpose valve amplifier with six electronically mixed inputs. Suitable for use with: mics, guitars, gram, tuner, organs, etc. Separate bass and treble controls.

Price **27 gns.** plus 20/- p. & p.



### POCKET MULTI-METER

Size 3 1/2 x 2 1/2 in. Meter size 2 1/2 x 1 1/2 in. Sensitivity 1000 O.P.V. on both A.C. and D.C. volts. 0-15, 0-150, 0-1000 D.C. current 0-150mA. Resistance 0-100kΩ. Complete with test probes, battery and full instructions, 42/8. P. & P. 3/6. FREE GIFT for limited period only. Zero Electric Soldering Iron value 15/- to every purchaser of the Pocket Multi-Meter.



**OUR PRICE 12 for 30/-** Postage 4/6 extra



**12 for 21/-** Postage 4/6 extra



**OUR PRICE 20/-** per doz. prs. Postage 3/-

G.E.C. 13 amp surface mounting switched sockets in brown. Listed at 6/6.

W. & D. 13 amp flush sockets in green.

Brip-lamp holders, one sprung and one solid for fluorescent tubes. Listed at 2/6 each.

### THE CLASSIC

Controls: Selector switch. Tape speed equalisation switch (3 1/2 and 7 1/2 i.p.s.). Volume. Treble. Bass. 2 position scratch filter and 2 position rumble filter.



Specification: Sensitivity: for 10 watt output at 1KHz. Tape head: 3mV (at 3 1/2 i.p.s.). Mag. P.U.: 2mV. Cer. P.U.: 80mV. Radio: 100mV. Aux.: 100mV. Tape/Rec. output: 100mV. Equalisation for each input is correct to within ±2dB (R.I.A.A.) from 20Hz to 20KHz. Tone control range: Bass ±13dB at 60Hz. Treble ±13dB at 15KHz. Total distortion: (for 10 watt output) <1.5%. Signal noise: < -60dB. A.C. mains 200-250V. Size 12 1/2" long, 4 1/2" deep, 2 1/2" high. Teak finished case. Price **8 gns.** p. & p. 7/6.

### THE RELIANT 10W SOLID-STATE HIGH QUALITY AMPLIFIER

Specifications: Output: 10 watts R.M.S. Output impedance: 3 to 4 ohms. Input: 1. Xtal mic 10mV; 2. Gram/radio 250mV. Tone controls: Treble control range ±12dB at 10KHz; Bass control range ±13dB at 100Hz. Frequency response (with tone controls central): Minus 3dB points are 20Hz and 40KHz. Signal to noise ratio: better than -60dB. Transistors: 4 silicon P-N junction type and 3 germanium type. Main input: 200-250V a.c. Size of chassis: 10" x 3 1/2" x 2". A.C. Mains: 200-250V. For use with std. or L.P. records, musical instruments, all makes of pick-ups and mikes. Separate bass and treble lift control. Two inputs with control for gram. and mike. Built and tested. 8" x 5" speaker to suit: Price **14/6** plus 1/6 p. & p. Crystal mike to suit: **12/6** plus 1/6 p. & p.

PRICE **£5.5.0** plus 5/- p. & p.

### THE VISCOUNT

Integrated High Fidelity Transistor Stereo Amplifier



SPECIFICATIONS: Output: 10 watts per channel into 3 to 4 ohms speakers (20 watts monoaural). Input: 6 position rotary selector switch (3 pos. mono and 3 pos. stereo), P.U., Tuner, Tape and Tape Rec. Sensitivity: All inputs 100mV into 1.3M ohms. Frequency response: 40Hz-20KHz±2dB. Tone controls: Tone controls flat (Baxandall type), separate bass and treble controls. Treble 13dB lift and cut at 15KHz. Bass 10dB lift and 25dB cut at 60Hz. Volume controls: Separate for each channel. AC Mains input: 200-240V. 50-60Hz. Size 12 1/2" x 6 2/4" in. Teak finished case. Built and tested.

PRICE **13 1/2 gns.** Postage & Packing 7/6 extra.

### B.S.R. TD2 TAPE DECK

This tape deck takes 3 1/2" spools complete with two-track heads. Size 13 1/2" long by 8 1/2" wide.

£8.19.6 plus 7/6 p. & p.

### THREE-IN-ONE HI-FI 10 WATT SPEAKER

A complete loud speaker system on one frame, combining three matched ceramic magnet speakers with a low loss cross-over network. Peak handling power 10 watts. Impedance 75 ohms. Flux density 11,000 gauss. Resonance 40-60cps. Frequency range 50cps to 20Kcps. Size 13 1/2" x 8 1/2" x 4 1/2". By famous manufacturer. List price 47/. Our price **69/6** plus 8/- p. & p. Similar speaker to the above minus tweeters in 3 & 15 ohms **39/6** & 5/- p. & p.

Goods not despatched outside U.K. Terms C.W.O. All enquiries S.A.E.

### RADIO & TV COMPONENTS (ACTON) LTD.

21d High Street · Acton · London W.3  
323 Edgware Road · London W.2

ORDERS BY POST TO OUR ACTON ADDRESS PLEASE

# DUXFORD ELECTRONICS (PE)

## 97/97A MILL ROAD, CAMBRIDGE

Telephone: CAMBRIDGE (0223) 63687

(Visit us - at our new Mail Order, Wholesale & Retail Premises)

MINIMUM ORDER VALUE 5/-

C.W.O. Post and Packing 1/6

DISCOUNT 10% over £3  
15% over £10

CERAMIC DISC CAPACITORS (Hunts.). 500V ±20%; 100, 220, 330pF. -20%, +80%; 470, 680, 1,000pF. 5d each.

ELECTROLYTIC CAPACITORS (Mullard). -10% to +50%.

Subminiature (all values in µF)

4V	8	32	64	125	250	400
6.4V	6.4	25	50	100	200	320
10V	4	16	32	64	125	200
16V	2.5	10	20	40	80	125
25V	1.6	6.4	12.5	25	50	80
40V	1	4	8	16	32	50
64V	0.64	2.5	5	10	20	32
Price	1/6	1/3	1/2	1/-	1/1	1/2

Small (all values in µF)

4V	800	1,250	2,000	3,200
6.4V	640	1,000	1,600	2,500
10V	400	640	1,000	1,600
16V	250	400	640	1,000
25V	160	250	400	640
40V	100	160	250	400
64V	64	100	160	250
Price	1/6	2/-	2/6	3/-

POLYESTER CAPACITORS (Mullard) 160V: 0.01, 0.015, 0.022µF, 7d. 0.033, 0.047µF, 8d. 0.068, 0.1µF, 9d. 0.15µF, 11d. 0.22µF, 1/- 0.33µF, 1/3. 0.47µF, 1/6. 0.68µF, 2/3. 1µF, 2/8.

400V: 1,000, 1,500, 2,200, 3,300, 4,700pF, 6d. 6,800pF, 0.01, 0.015, 0.022µF, 7d. 0.033µF, 8d. 0.047µF, 9d. 0.068, 0.1µF, 11d. 0.15µF, 1/2. 0.22µF, 1/6. 0.33µF, 2/3. 0.47µF, 2/8.

Modular, metallised, P.C. mounting, 20%, 250V: 0.01, 0.015, 0.022µF, 7d. 0.033, 0.047µF, 8d. 0.068, 0.1µF, 9d. 0.15µF, 11d. 0.22µF, 1/- 0.33µF, 1/5. 0.47µF, 1/8. 0.68µF, 2/3. 1µF, 2/9.

POLYSTYRENE CAPACITORS: 5%, 160V (unencapsulated): 10, 12, 15, 18, 22, 27, 33, 39, 47, 56, 68, 82, 100, 120, 150, 180, 220, 270, 330, 390, 470, 560, 680, 820pF, 5d. 1,000, 1,500, 2,200pF, 6d. 3,300, 4,700, 5,600pF, 7d. 6,800, 8,200, 10,000pF, 8d. 15,000, 22,000pF, 9d.

1%, 160V (encapsulated): 100, 120, 150, 180, 220, 270, 330, 390, 470, 500, 560, 680, 820pF, 1/- 1,000, 1,500, 1,800, 2,200, 2,700, 3,300, 3,900pF, 1/6. 1/3. 4,700, 5,000, 5,600, 6,800, 8,200, 10,000, 12,000, 15,000pF, 1/6. 1/8. 18,000, 22,000, 27,000, 33,000, 39,000pF, 1/9. 0.047, 5,000, 0.056µF, 2/- 0.068, 0.082, 0.1µF, 2/3. 0.12µF, 2/9. 0.15, 0.18µF, 3/- 0.22µF, 4/- 0.27, 0.33µF, 5/- 0.39µF, 5/9. 0.47, 0.5µF, 6/3.

JACK PLUGS (Screened): Heavily chromed, 1/4in Standard: 2/9 each. Side-entry: 3/3 each. Standard (Unscreened): 2/3 each.

JACK SOCKETS (1/4in Plug): With chrome insert, 2/9 each. Available with: Break/Break, Make/Break, Break/Make, Make/Make contacts.

POTENTIOMETERS (Carbon): Long life, low noise, 1/4W at 70°C. ±20% ≤ 1M, ±30% > 1M. Body dia., 1/4in. Spindle, 1/4in x 1/4in. 2/3 each. Linear: 100, 250, 500 ohms, etc., per decade to 10M. Logarithmic: 5k, 10k, 25k, etc., per decade to 5M.

SKELTON PRE-SET POTENTIOMETERS (Carbon): Linear: 100, 250, 500 ohms, etc., per decade to 5M. Miniature: 0.3W at 70°C. ±20% ≤ 1M, ±30% > 1M. Horizontal (0.7in x 0.4in P.C.M.) or Vertical (0.4in x 0.2in P.C.M.) mounting, 1/- each.

Submin. 0.1W at 70°C. ±20% ≤ 1M, ±30% > 1M. Horizontal (0.4in x 0.2in P.C.M.) or Vertical (0.2in x 0.1in P.C.M.) mounting, 10d each.

RESISTORS (Carbon film, very low noise). Range: 5%, 4.7Ω to 1MΩ (E24 Series); 10%, 10Ω to 10MΩ (E12 Series). 1/4W (10%), 1/2d, 100 off per value 12/-, 1/4W (5%), 2d, 100 off per value 13/9. 1/4W (10%), 2d, 100 off per value 13/9. 1/4W (5%), 2 1/2d, 100 off per value 15/6.

SEMICONDUCTORS: OA5, OA81, 1/9. OC44, OC45, OC71, OC81, OC81D, OC82D, 2/- OC70, OC72, 2/3. AC107, OC75, OC170, OC171, 2/6. AF115, AF116, AF117, ACY19, ACY21, 3/3. OC140, 4/3. OC200, 5/- OC139, 5/3. OC25, 7/- OC35, 8/- OC23, OC28, 8/3.

SILICON RECTIFIERS (0.5A): 170 P.I.V., 2/9. 400 P.I.V., 3/- 800 P.I.V., 3/3. 1,250 P.I.V., 3/9. 1,500 P.I.V., 4/- (0.75A); 200 P.I.V., 1/6. 400 P.I.V., 2/- 800 P.I.V., 3/3. (6A): 200 P.I.V., 3/- [400 P.I.V., 4/- 600 P.I.V., 5/- 800 P.I.V., 6/- THYRISTORS (5A): 100 P.I.V., 8/- 200 P.I.V., 10/- 400 P.I.V., 15/-

SWITCHES (Chrome finish, Silver contacts): 3A 250V, 6A 125V.. Push Buttons: Push-on or Push-off 5/-. Toggle Switches: SP/ST, 3/6. SP/DT, 3/9. SP/DT (with centre position) 4/-. DP/ST, 4/6. DP/DT, 5/-

PRINTED CIRCUIT BOARD (Vero). 0.15in Matrix: 3 1/2in x 2 1/2in, 3/3. 5 1/2in x 2 1/2in, 3/11. 3 1/2in x 3 1/2in, 3/11. 5in x 3 1/2in, 5/6. 0.1in Matrix: 3 1/2in x 2 1/2in, 4/- 5in x 2 1/2in, 4/6. 3 1/2in x 3 1/2in, 4/6. 5in x 3 1/2in, 5/3.

RECORDING TAPE (Finest quality MYLAR—almost unbreakable). Standard Play: 5in, 600ft, 7/6. 5 1/2in, 850ft, 10/6. 7in, 1,200ft, 12/6. Long Play: 3in, 225ft, 4/- 5in, 900ft, 10/6. 5 1/2in, 1,200ft, 13/- 7in, 1,800ft, 18/- 9d. P. & P. per reel.

Send S.A.E. for January, 1969 Catalogue

# Readout—

A SELECTION FROM OUR POSTBAG

continued

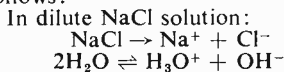
## Bionics bug?

Sir—After reading your article in PRACTICAL ELECTRONICS, I came across a few points which interested me. The reason is that my hobby is electronics and I am just coming up to my "O" levels, of which one is chemistry.

The article in question is the one on *Bionics*, a subject which, besides my having done conditioned reflexes in Biology, interests me. Two things interest me, the first is the saline cell and the second is the proposed control of the motor by a current sensing device, this facilitating a tactile response.

In the saline cell two things happen which may result in the breakdown of the device. First I will relate the reactions involved.

This is a simple electrolysis process. The reactions involved are as follows:



At the cathode

$\text{Na}^+$  and  $\text{H}_3\text{O}^+$  are attracted. The  $\text{H}_3\text{O}^+$  decomposes into  $\text{H}_2\text{O}$  and  $\text{H}_2$ , the  $\text{H}_2$  being given off.

$\text{Cl}^-$  and  $\text{OH}^-$  are attracted. The  $\text{Cl}^-$  turns into  $\text{Cl}_2$  which will attack the metal electrode. One way of combating this is to use a carbon anode. But this may not happen, for the  $\text{Cl}$  atoms may combine with the  $\text{OH}^-$  atoms, and produce  $\text{HCl}$ , which would also attack the metal. In concentrated  $\text{NaCl}$  solution:

The reactions are the same for the diluted solution except for the fact that  $\text{Cl}_2$  atoms will be given off and  $\text{NaOH}$  solution will be produced.

As for the proposed facilitation of tactile response by motor load measuring, an unwanted response would be caused by a gradient imposing greater loads on the motor.

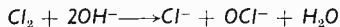
The saline cell also develops a voltage of about 0.7 volts, and "destroys" itself if left in circuit. It also decomposes if left after use.

Michael Gee,  
Waltham Forest,  
London, E.17.

*The comments relating to the saline-cell are largely correct, although in the main not strictly relevant in the context of the article. It will be remembered that the Bionics series is essentially experimental and as a consequence no switching,*

*either to control supplies or disconnect the noise cell, has been embodied. The primary object of suggesting such a cell was to provide a means for generating random noise spikes, which it does quite efficiently.*

*The design of the cell was obviously left very "open-ended" and, indeed, no particular data for electrode materials was given. However, Mr Gee's suggestion for fabricating the positive electrode from a carbon rod is very valid because the  $2\text{Cl}^-$  ions upon conversion to  $\text{Cl}_2$  would without doubt attack a metal electrode. Nevertheless, I feel that he could be a little inaccurate when he says that the  $\text{Cl}^-$  and  $\text{OH}^-$  may combine to produce  $\text{HCl}$ . Water, by itself, is an extremely weak electrolyte and although it would require less energy to discharge  $\text{OH}^-$  than  $\text{Cl}^-$  there are naturally more chloride ions present. Because of this (and unless we added some alkali) there would be far fewer hydroxyl ( $\text{OH}^-$ ) ions available at the electrode and the chloride ions would be discharged. Any hydroxyl ions that are present would probably react with the chlorine to produce chloride ions, oxychlorate ions, and water thus:*



*Under most circumstances (except for fused  $\text{NaCl}$ ) the sodium ions ( $\text{Na}^+$ ) which migrate to the negative electrode will react with the  $\text{H}_2\text{O}$  to produce sodium hydroxide, i.e.*



*(Present as the equilibrium  $\text{H}_2\text{O} \rightleftharpoons \text{H}^+ + \text{OH}^-$ .  $\text{H}^+$ , as Mr Gee implies, does not exist in aqueous solution due to its polarising power and so combines with water to create a hydroxonium ion thus:  $\text{H}^+ + \text{H}_2\text{O} \rightarrow \text{H}_3\text{O}^+$ )*

*Mr Gee states that the cell would decompose after use. Certainly this is possible if left in-circuit for a long while, but in the disconnected state there appear to be no likely chemical reactions that would support this view. However, a point worth noting is that the conventional primary and secondary cells, like the saline device, all have only a limited lifetime and require replacement from time to time. Descriptions about another device which has an incredible long lifetime, and is based on a different principle, appears in EMMA, see page 196 of this issue.*

*To conclude, Mr Gee's comments must be answered concerning the proposed tactile sensing arrangement based on motor current monitoring. Hypothetically it is true that such a scheme could permit certain reactions when travelling uphill, but then this is admitting of a little over-presumptuousness on his part! In some situations the "animal" might well be acting more prudently by "objecting" to steep gradients, although the system proposed employs a threshold mechanism which permits it to be selective in its response to loads. Indeed, it is this very ability which, in a later article, will demonstrate a method whereby an electrode animal can learn to "work" in return for reward (payment).—*

G.C.B.

## Back numbers wanted for electronics course

Sir—I am trying to include a course in Electronics into my Science Syllabus and would like to ask if you would include in "Readout" an appeal for back copies.

G. M. Bartram  
(Head of Science Dept.),  
Teeside Education Committee,  
Nunthorpe County Modern School,  
Middlesbrough.

*Any offers of help from readers would be gratefully considered by Mr Bartram at the above address.—Ed.*

## Solid state echo

Sir—I have recently become acquainted with your magazine, and find it to be of exceptional quality. Your projects alone make it a very worthwhile investment as I have just found out by completing your Electronic Door Chimes, which I might add are most satisfactory.

However, the reason I am writing to you, is to ask if you can help me in any way.

I am most keen to build a solid state echo chamber, to use in conjunction with a stereo amplifier and transcription deck but just don't seem to be able to get hold of a suitable circuit. I have had only limited experience with solid state electronics as I work mainly with heavy electrical machinery and therefore would have no idea as to how to design the project in question.

Any help at all will be most gratefully received, and I can assure you this is one customer you will not lose.

G. G. Arscott,  
Hemswell,  
Lincoln.

*We have "on the stocks" a Spring Line Reverberation Unit; this may be just what you need, so keep looking out during the next few months.*

## Scope tube

Sir—Having decided to finish the construction of an oscilloscope described in your magazine by P. Cairns, I am finding great difficulty in obtaining a tube 3BP1, 3EP1 or 3GP1.

I wonder if any of your readers would sell me one of these tubes, preferably with the associate mumetal screen.

R. D. Cornforth,  
83 Davyhulme Road East,  
Stretford,  
Manchester, M32 0DH.

# The professional touch

A really professional training—that's what you get in the Army. 15 months course in electronics with the Royal Signals (for instance) with the most modern equipment and the best instructors soon makes the whole business second nature to you. And quite apart from setting you up for life, it'd give you a good deal of pleasure. Because Army life's varied enough to make every day full of interest. Look into it. If you're between 17 and 30 it's wide open to you.



**For all the facts send off this coupon**

TO: ARMY CAREERS MP6(A).  
LANDSDOWNE HOUSE, BERKELEY  
SQUARE, LONDON W1X 6AA  
PLEASE SEND ME THE  
LATEST FREE ARMY LEAFLET.

M70794401

NAME .....

ADDRESS .....

TOWN .....

COUNTY .....

DATE OF BIRTH .....


(You must be a resident in the U.K.)



## R.S.T. VALVE MAIL ORDER CO. BLACKWOOD HALL, WELLFIELD RD., S.W.16 Special 24 Hour Mail Order Service

A231	9/8	KT67	45/-	UCH81	6/9	12K8GT	8/-	2N2398	30/-	GEX54	2/6
BY100	5/6	KT81(7C5)	5/-	UCH82	8/-	12Q7GT	4/0	2N2904	10/-	GEX41	15/6
CIC	20/-		15/-	UCHL83	10/-	20L1	17/-	2N2904A	12/6	GEX941	3/6
CY30	16/3	KT81(GEC)	UP41	10/-	20P4	19/-	2N2926	6/3	GJ3M	3/6	
DAF91	4/-		35/-	UR89	7/6	20P5	18/-	2N3819	13/-	GJ5M	3/6
DAF96	6/9	KT88	27/6	UL41	9/6	25Z4	6/3	28002	20/-	GJ6M	3/6
DDC90	13/6	KTY61	10/-	UL84	7/-	25Z5GT	7/-	28003	20/-	GJ7M	3/6
DF91	3/-	KTW62	10/-	UY41	7/-	25Z6GT	8/6	28004	11/-	HD2602	4/-
DF96	6/9	ML4	17/6	UY85	6/6	30C15	13/6	28005	48/-	HG5067	47/-
DH3/91	46N78	15/-	VP4B	25/-	30C17	14/-	28006	20/-	JK9A	22/6	
DI77	4/6	PC86	11/6	VR105/30	5/-	30C18	13/6	28012	50/-	JK10A	15/6
DK91	5/6	PC88	11/6	VR150/30	5/-	30F5	14/-	28012A	55/-	JK10B	15/6
DK92	8/-	PC97	8/9	W81	12/6	30FL1	16/-	28013	20/-	JK19A	22/6
DK96	7/9	PC90	9/6	X78	32/6	30FL2	16/-	28018	60/-	JK21A	12/6
DL66	15/6	PCC84	6/3	81	45/-	30FL14	13/6	28108	60/-	KK55A	5/6
DL92	4/9	PCC89	11/-	Z66	15/-	30L15	15/3	28301	12/6	MAT101	8/6
DL94	5/9	PCC189	11/6	Z319	25/-	30L17	14/-	28320	9/-	MAT120	7/9
DL96	7/6	PCF80	7/-	Z759	23/-	30P12	12/-	28702	15/-	NKT128	6/9
DL910	12/6	PCF86	9/-	Z803U	15/-	30P19	13/-	45L	45/-	NKT142	8/6
DL916	30/-	PCF801	10/-	OA2	6/3	30PL1	15/-	AC107	10/-	NKT211	6/9
DL919	30/-	PCF802	10/-	O83	6/-	30PL13	15/-	AC126	6/6	NKT214	4/6
DW4350	7/6	PCF806	13/6	OC3	5/6	30PL14	15/-	AC127	6/6	NKT216	7/6
DY86	6/-	PCL82	7/9	OZ4	4/6	35L5	9/-	AC128	6/6	NKT217	8/6
DY87	6/-	PCL83	9/3	1B3GT	8/-	35L6GT	5/9	AC176	7/6	NKT218	6/6
E88CC	12/-	PCL84	7/9	1CP31	46	35W4	4/6	ACY17	7/6	NKT221	5/6
E180F	17/6	PCL85	9/3	1R5	5/6	35Z44T	5/6	ACY18	5/3	NKT223	4/6
E182CC	22/6	PCL86	9/-	ZD21	5/-	50C5	6/3	ACY19	6/6	NKT224	4/6
EABC80	7/-	PEN14	20/-	2E26	20/-	50C6GT	31/-	ACY20	5/6	NKT225	5/6
EAF42	10/-	PEN45DD	24	5	12/6	80	7/6	ACY21	6/6	NKT227	5/6
EB01	3/-			3B28	40/-	85A1	25/-	ACY22	3/6	NKT228	6/6
EBC33	7/-	PFL200	14/-	3C45	65/-	85A2	7/3	ACY28	4/6	NKT251	5/6
EBC41	9/9	PL36	10/-	AX150A	95/-	90AG	45/-	AD140	16/-	NKT265	9/6
EBC90	4/6	PL81	8/-	3R46Y	8/9	90AV	45/-	AD161	11/-	NKT274	8/6
EBF80	7/-	PL82	7/3	3U4G	4/-	90C1	12/-	AF114	6/6	NKT278	8/6
EBF83	8/6	PL83	6/6	3U4G	8/9	90C4	6/6	AF146	6/6	NKT382	9/6
EBF88	6/6	PL500	15/-	3Y3CT	5/6	90CV	25/-	AF116	6/-	NKT404	12/6
EBL21	11/-	PX4	14/-	5Z4G	6/9	150B2	9/6	AF117	6/6	NKT482	12/6
EBL31	27/6	PX25	12/6	630L2	13/-	150B3	8/6	AF118	10/-	NKT676	6/6
ECC33	15/6	PY32	9/6	6AK5	4/6	801	6/-	AF125	6/3	NKT676	6/6
ECC40	15/6	PY33	9/6	6AK6	6/6	803	35/-	AF178	12/6	NKT717	6/6
ECC81	3/9	PY81	6/6	6AL5	3/-	807	7/-	AF186	17/6	NKT763	6/6
ECC82	6/9	PY82	6/6	6AL6	3/6	811	3/6	AFY19	25/-	NKT131	7/6
ECC83	6/3	PY83	6/6	6AN8	10/-	813	75/-	AS220	7/6	NKT777	8/6
ECC85	6/-	PY800	10/-	6AQ4	4/-	866A	13/6	AS221	12/6	OA5	3/-
ECC88	7/-	PY801	10/-	6AQ5	6/-	872A	57/6	AS223	30/-	OA7	4/-
ECCF80	6/6	PZ30	10/-	6AS6	6/6	5651	7/6	ATZ10	30/-	OA10	3/-
ECCF82	7/-	QQV02/6	45/-	6AS7	15/-	5654	8/-	AUY10	39/6	OA47	47/-
ECH35	11/-	QQV03/10	10/-	6AT6	4/6	5672	7/6	BCY7	7/6	OA70	2/-
ECH42	11/-	QQV04/15	30/-	6ATG	6/-	5687	10/-	BC108	8/-	OA79	2/6
ECH81	5/9	QQV03/20	30/-	6B4G	16/-	5691	25/-	BC109	7/6	OA81	2/6
ECH83	8/6		105/-	6BA6	5/-	5749	10/-	BCY31	13/6	OA85	2/6
ECL80	7/-	QQV04/15		6BE6	5/-	5783	10/-	BCY33	7/6	OA86	4/6
ECL82	7/-		105/-	6BH6	7/6	5842	65/-	BCY34	6/-	OA91	2/6
ECL83	10/3	QQV06/40		6B36	9/-	5863	10/-	BCY38	24/-	OA200	3/3
ECL86	9/6		30/-	6B3A	27/6	5957	19/-	BCY49	12/-	OA202	4/3
ECL1800	30/-	QQV5/10		6B86	7/6	6058	10/-	BCZ11	5/-	OA210	7/6
EF9	20/-		70/-	6BQ7A	7/-	6059	18/-	BDY11	27/6	OA2200	11/-
EF37A	7/-	Q870/20	5/6	6BR7	16/-	6060	6/-	BDY12	32/-	OA2201	10/-
EF39	6/-	Q875/20	5/6	6BR8	12/6	6061	12/-	BFY61	3/6	OA2202	8/6
EF41	10/-	Q875/60	20/-	6BR7	18/6	6062	14/-	BFY62	4/6	OA2206	8/6
EF80	5/-	Q883/3	7/3	6B3W	14/-	6063	7/-	BY110	21/6	OA2206	8/6
EF86	6/9	Q892/10	4/-	6BW7	14/-	6064	7/-	BSY27	9/6	OA2208	6/6
EF89	5/-	Q935/10	5/6	6C4	2/9	6065	5/6	BSY28	5/-	OA2222	9/6
EF91	3/6	Q8108/45	15/-	6CB6	5/-	6067	10/-	BSY61	7/6	OA2224	10/-
EF92	2/6	Q8150/15	8/-	6CD6GT	22/-	6080	25/-	BSY63	7/6	OA2225	10/-
EF98	15/-	Q8160/30	5/-	6CH6	5/9	6096	9/-	BSY95A	5/6	OA2242	4/6
EF183	7/-	Q8150/36		6CL6	8/6	6146	25/-	BSX82	40/-	OA2246	4/6
EF184	6/-	Q8150/45	20/-	6C4A	12/-	9003	9/-	BTY84	9/6	OA2290	9/6
EF804	21/-	Q8150/45		6D4	15/-			BTY95100R	OA2292	9/8	
EF960	10/-		20/-	6DK6	9/-			140/-	OC16	20/-	
EH90	7/6	Q8150/80		6F23	13/6			TRANSISTORS	BY100	4/6	
EL33	12/6		20/6	6F24	12/-	IN21	3/6	BY114	5/-	OC19	7/6
EL34	10/6	Q81209	7/3	6F25	12/-	IN22	5/6	BYZ11	9/6	OC22	10/6
EL41	10/-	QV03-12	10/6	6F28	11/6	IN429	12/6	BYZ12	12/6	OC33	11/6
EL42	10/6	QV04-7	12/6	6G5A	2/6	IN192	17/6	BYZ13	7/6	OC34	11/6
EL81	7/9	QV05-25	7/-	6J6	3/-	IN3065	13/9	BYZ18	15/-	OC35	9/-
EL84	4/9	QV06-20	25/-	6J7G	4/9	IS113	4/6	CDT1313	12/6	OC26	7/6
EL85	7/6	R10	15/-	6K7G	2/-	IS131	4/3	CG64	2/6	OC28	12/-
EL86	7/6	R17	8/-	6K8G	2/-	IS420R	12/6	CK707	2/6	OC29	16/-
EL90	6/-	R18	7/6	6L8G	7/6	2152	4/3	CR81/05	7/6	OC36	12/6
EL95	5/6	R19	7/9	6Q7G	6/-	20210	12/6	CV102	3/6	OC38	12/6
E1360	22/-	R15/500	80/-	6S8T	5/-	2G309	5/-	CV103	3/6	OC41	6/-
EL000	20/6	8130	35/-	6S7M	7/-	2G381	5/-	CV425	3/6	OC42	5/-
EL821	6/-	S130P	35/-	6SLTGT	4/9	2G382	6/-	CV2226	20/-	OC43	9/-
EL822	16/-	SP41	3/6	6SN7GT	4/6	2G401	5/-	CV2258	25/-	OC44	4/-
ELL80	20/-	SP61	3/6	6V6G	6/3	2G402	6/-	CV2290	5/-	OC44M	6/6
EM34	25/-	STV280/40	63A		3/6	2G403	10/6	CV2919	2/6	OC45	3/6
EM80	7/6		25/-	6X5GT	4/6	2G414	6/-	CV2848	2/6	OC46M	4/-
EM61	7/9	STV280/80	63X5GT		6/3	2G415	6/-	CV1782	30/-	OC46	6/6
EM84	7/6		85/-	7186	11/6	2G416	6/6	CV7183	30/-	OC47	7/6
EN32	25/-	SU2150	12/6	7187	7/6	2G417	6/-	DD003	3/6	OC57	16/-
EV61	7/6	SU2150A	12/6	7C5	20/-	2N247	9/6	DI190	9/9	OC58	17/6
EV81	7/-	U19	35/0	7C6	15/-	2N274	9/6	DD228A	7/6	OC69	18/6
EV83	8/6	U24	24/-	7H7	6/6	2N2410	3/6	ENW92	5/-	OC70	8/6
EV9	7/6	U25	13/6	787	45/-	2N565	12/6	GET8	8/-	OC71	3/6
EY66	7/-	U26	13/6	7Y4	8/6	2N585	7/6	GET8	8/-	OC72	5/-
EZ40	8/-	U191	13/-	10P13	15/8	2N599	12/6	GET16	7/3	OC73	7/6
EZ41	10/-	U301	16/3	11E3	42/-	2N696	10/-	GET20	10/-	OC74	6/6
EZ80	5/6	U404	11/9	12AC6	10/-	2N697	12/6	GET88	5/-	OC75	6/6
EZ81	5/6	U801	23/6	12A16	11/-	2N700A	6/6	GET102	6/-	OC76	5/-
GT1G	57/6	UAD80	6/-	12A26	9/6	2N1040	20/-	GET14	4/-	OC77	8/6
GZ30	10/-	UAF42	10/3	12AT6	4/6	2N1132	19/6	GET115	9/-	OC78	5/-
GZ32	9/6	UBC41	8/3	12AT7	3/9	2N1301	6/6	GET116	15/-	OC81	5/-
GZ34	11/-	UBC81	8/3	12AU7	4/9	2N1304	6/-	GET571	5/-	OC81D	3/-
GZ37	17/6	UBF80	6/9	12AX7	6/3	2N2062	7/6	GET872	6/-	OC81M	3/-
H63	18/-	UBF89	7/3	12BA6	6/-	2N2068	20/-	GET874	5/-	OC81M	8/6
HL14DD	13/6	UC685	7/-	12BD6	5/-	2N2147	12/6	GET875	6/-	OC82	9/-





# YOURS FREE FOR 7 DAYS

## The 'New Picture-Book' way of learning **BASIC ELECTRICITY (5 VOLS.)** **BASIC ELECTRONICS (6 VOLS.)**

You'll find it easy to learn with this outstandingly successful NEW PICTORIAL METHOD—the essential facts are explained in the simplest language, one at a time, and each is illustrated by an accurate, cartoon-type drawing. The books are based on

the latest research into simplified learning techniques. This has proved that the PICTORIAL APPROACH to learning is the quickest and soundest way of gaining mastery over these subjects.

TO TRY IT, IS TO PROVE IT

The series will be of exceptional value in training mechanics and technicians in Electricity, Radio and Electronics.

### WHAT READERS SAY

"May I take this opportunity to thank you for such enlightening works and may I add, in terms, easily understood by the novice."  
L. W. M., Birmingham.

"I find that the new pictorial method is so easy to understand and I will undoubtedly enjoy reading the following five volumes: thank you for a wonderful set of books."  
C. B., London.

"Please accept my admiration for producing a long felt want in the field of understanding Electronics."  
S. B. J., London.

"The easiest set of manuals it has been my pleasure to study."  
J. P. P., Taunton.

A TECH-PRESS PUBLICATION

**POST NOW FOR THIS OFFER!!**

To The SELRAY BOOK CO., 60 HAYES HILL, HAYES, BROMLEY, KENT BR2 7HP

Please send me WITHOUT OBLIGATION TO PURCHASE, one of the above sets on 7 DAYS FREE TRIAL, I will either return set, carriage paid, in good condition within 7 days or send the following amounts: **BASIC ELECTRICITY 75/-** Cash Price or Down Payment of 20/- followed by 3 fortnightly payments of 20/- each. **BASIC ELECTRONICS 90/-** Cash Price or Down Payment of 15/- followed by 4 fortnightly payments of 20/- each. This offer applies to UNITED KINGDOM ONLY. Overseas customers cash with order, prices as above.

Tick Set required (Only one set allowed on free trial)

BASIC ELECTRICITY  BASIC ELECTRONICS

Prices include Postage and Packing.

Signature \_\_\_\_\_  
(If under 21 signature required of parent or guardian)

NAME \_\_\_\_\_  
BLOCK LETTERS

FULL POSTAL ADDRESS \_\_\_\_\_

### STEREOGRAM CABINET £19

An elegant Stereogram Cabinet in modern Veneered Mahogany and cloth covered Front Panel

BLACK LEATHERETTE SIDE PANELS  
Dimensions: 52" x 17½" x 12". Speaker positions for Twin 10" x 5" Speakers



### SPEAKERS 6/6

2"—75Ω. 2½"—35Ω. P. & P. 2/6.

ACOS MICS. 35/- STANDARD

STICK MIC. 2gns. P. & P. 3/6.

ASSORTED CONDENSERS

10/- for 50. P. & P. 7/6.

ASSORTED RESISTORS

10/- for 50. P. & P. 4/6.

ASSORTED CONTROLS

10/- for 25. P. & P. 7/6.

TRANSISTORS

MULLARD MATCHED

OUTPUT KIT

9/- OC81D—2 OC81's.

P. & P. FREE.

FERRITE RODS 3/6

6", 8" x ⅜" complete with

LW/MW COILS. P. & P. FREE.

**DUKE & CO. (LONDON) LTD.**  
621/3 Romford Road, Manor Park, E.12  
Phone 01-478 6001-2-3 Stamp for Free List.

17in.—£11.10.0 Carr. 30/-

19in. SLIM-LINE

FERGUSON 24 gns.

TWO-YEAR GUARANTEE

EX-RENTAL TELEVISIONS

FREE ILLUSTRATED  
LIST OF TELEVISIONS  
17" — 19" — 21" — 23"



WIDE RANGE OF MODELS  
SIZES AND PRICES  
DEMONSTRATIONS DAILY

TRANSISTOR RECORD  
PLAYER CABINETS 19/6  
P. & P. 7/6.

SINGLE PLAYER CABINETS

15/6. P. & P. 7/6.

TRANSISTOR CASES 19/6.

Cloth covered, many colours.

Size 9½" x 6¼" x 3½". P. & P. 3/6.

Similar cases in plastic 7/6.

TWO-YEAR GUARANTEED

REGUNNED TUBES

70" & 90" 14in.—69/6. 17in.—


89/6. 21in.—99/6. 110" 17in.—

19in. & 21in.—99/6. 23" (not

bonded)—119/6. Exchanged

Bowls. Carr. 10/6.

### 6 PUSH-BUTTON STEREOGRAM CHASSIS



M.W.: S.W.1; S.W.2; V.H.F.;  
Gram: Stereo Gram; vol/  
on-off; tone; double wound  
mains trans; 2 o.p. trans. for  
3-ohm. Also operates with two  
speakers on Radio. (Chassis  
size: 16 x 7 6/8 in. high. Dial  
silver and black 1.5 3in. 190-  
560M; 18-61M; 60-187M;  
VHF 86-100 Mc/s. Valves:  
ECC85, ECHR1, EF89, 2 x  
ECL86, EM84 and Rect.  
Price £19.10.0, carr. paid.  
STEREO DECODER £7.10.0  
extra.

Fully built stereo amplifier; 2 3 watts; mains trans.; metal rect.; 2 UCL82; 2 o.p. trans. for 3-ohm; vol/on-off; tone; balance; chassis type with 3 controls on front. 11" x 7 1/4" x 4" high. £8 (9/- p. & p.).  
Write for details of our P.M. (V.H.F.) tuner, self powered, mains, valves ECC85, EF89, 6BW7, ECR92. Fully built £7.10.0 or as kit £5. book of instructions 2/6 (free with kit).

**GLADSTONE RADIO** 66 ELMS ROAD  
ALDERSHOT, Hants. Aldershot 22240  
(2 mins. from Station and Buses). FULL GUARANTEE.  
CLOSED TUES. & WED.

## AMAZING MINI-DRILL



FOR PRECISION  
**MODEL  
WORK**

ABRASIVE  
SPEAR DRILL  
BURR  
MOP  
BRUSH  
+ 6 TOOLS

Indispensable for precision drilling, grinding, polishing, etching, gouging, shaping. Precision power for the enthusiasts. Shockproof. Completely portable power from 4½ volt external battery. So much more scope with MINI-DRILL. Super Kit (extra power, interchangeable chuck) 79/6 p.p. 2/6.  
De Luxe Professional Kit with 17 tools 130/- p.p. 4/6.  
Money Ref. Guarantee.

**MERLIN SUPPLY CO.**  
Dept. PE2D, Nailsea, Bristol BS19 2LP

Silicon N.P.N. transistors. Similar to 2N2926. All individually tested. Gold plated leads for easy soldering. Unbeatable value at 1/6 each or £5 per 100.

**12 VOLT TRANSISTORISED FLUORESCENT LIGHT.\* 8 WATT 12 IN TUBE.** Current drain only 700mA! Complete and tested £2/19/6 only! Or in kit form:

*Case	10/-	Transistor	10/-
Lamp holders—pair	5/-	Condensers, etc.	3/-
Transformer	13/6	Tub	8/-

\*Post and Packing 3/-.

**TRANSISTORS**

OC200, OC203, OC204, all at 2/- each.  
ASY22, 2N753, BSY28, BSY65, 2G344A, 2G345A, 2G345B, 2G371A, 2G378A, all at 1/6 each.

Transistors similar to OC44, OC71 and OC72, all 1/- each. Unmarked, untested transistors, 7/6 for 50.

**LIGHT SENSITIVE TRANSISTORS** (similar OCP 71), 2/- each. 30 watt transistors (ASZ17), 10/- each.  
ORP 12 Cadmium sulphide light-sensitive resistors 9/-.

**RECTIFIERS**

BY100, 800 p.i.v., 2/6 each, 24/- per doz., £7/10/- per 100, £50 per 1,000. BYZ13, 6-amp, 400 p.i.v., available on same terms.

**MULLARD POLYESTER CAPACITORS FAR BELOW COST PRICE!**

0.001µF 400 volts	3d	0.15µF 160 volts	6d
0.0015µF 400 volts	3d	0.22µF 160 volts	6d
0.0018µF 400 volts	3d	0.27µF 160 volts	6d
0.0022µF 400 volts	3d	1µF 125 volts	1/-
0.01µF 400 volts	3d		

**VERY SPECIAL VALUE!** Small Silver-mica, Ceramic, Polystyrene Condensers. Well assorted. Mixed types and values. 10/- per 100. **PAPER CONDENSERS, MIXED BAGS;** 0.0001 to 0.5µF. 12/6 per 100.

**RESISTORS!** Give-away offer! Mixed types and values, 1/2 to 1/2 watt. 6/6 per 100, 55/- per 1,000. Individual resistors 3d each. Also 1/2 to 3 watt close tolerance. Mixed values. 7/6 100, 55/- 1,000.

**WIRE-WOUND RESISTORS.** 1 watt to 10 watts. Mixed bags only. 16 for 10/-.

**RECORD PLAYER CARTRIDGES**

GP 67/2 Mono.	15/- complete with needles.
GP 91/3 Stereo Compatible	£11/-
GP 93/1 Stereo Ceramic	£15/-
GP 94/1 Stereo Ceramic	£15/-

Small pick-up arms complete with cartridge and needle, 10/- only.

**UNREPEATABLE OFFER!**

**GIANT SELENIUM PHOTO-CELLS PRODUCE UP TO 6ma FROM DAYLIGHT!**  
67mm. diameter (29.2 sq. cm.) 10/- each  
50mm. x 37mm. (16.5 sq. cm.) 2 for 10/-

**TRANSISTORISED SIGNAL INJECTOR KIT R.F./I.F./A.F. 10/-**  
**TRANSISTORISED SIGNAL TRACER KIT 10/-**  
**TRANSISTORISED REV. COUNTER KIT 10/-**

**VEROBOARD**

2 1/2in x 1in 0.15in matrix	1/6	17in x 2 1/2in 0.15in matrix	11/-
3 1/2in x 2 1/2in 0.15in matrix	3/3	17in x 3 1/2in 0.15in matrix	14/8
3 1/2in x 3 1/2in 0.15in matrix	3/11	3 1/2in x 2 1/2in 0.1in matrix	4/2
5in x 2 1/2in 0.15in matrix	3/11	3 1/2in x 3 1/2in 0.1in matrix	4/9
5in x 3 1/2in 0.15in matrix	5/6	5in x 2 1/2in 0.1in matrix	4/7
		5in x 3 1/2in 0.1in matrix	5/6

Spot Face Cutter 7/6. Pin Insert Tool 9/6. Terminal Pins 3/6—36.

**MULTIMETERS.** 20,000 ohms per volt.  
Ranges: a.c. 1,000V, 500V, 100V, 50V, 10V.  
d.c. 250mA, 2.5mA, 50µA  
d.c. 2,500V, 500V, 250V, 50V, 25V, 5V.  
Resistance: 0/60kΩ and 0/6MΩ. Special price £4 only.

**ELECTROLYTIC CONDENSERS**

0.25µF 3 volt	4µF 4 volt	10µF 25 volt	64µF 9 volt
1µF 6 volt	4µF 12 volt	20µF 6 volt	100µF 9 volt
1µF 20 volt	4µF 25 volt	25µF 6 volt	320µF 4 volt
1.25µF 16 volt	5µF 6 volt	25µF 12 volt	320µF 10 volt
2µF 3 volt	6µF 6 volt	25µF 25 volt	400µF 6.4 volt
2µF 350 volt	8µF 3 volt	30µF 6 volt	
2.5µF 16 volt	8µF 12 volt	30µF 10 volt	All at 1/- each.
3µF 25 volt	8µF 50 volt	50µF 6 volt	
3.2µF 64 volt	10µF 6 volt	64µF 2.5 volt	20 assorted (our selection) 10/-.

**SKELETON PRE-SET POTENTIOMETERS.** 100kΩ, 100kΩ, SLIDERS. 680kΩ. 6d each.

**SMALL TRANSISTOR OUTPUT TRANSFORMERS 2/6 each.**  
**SMALL TRANSISTOR DRIVER TRANSFORMERS 2/6 each.**

**TAPE RECORDER MICROPHONES 12/-.**

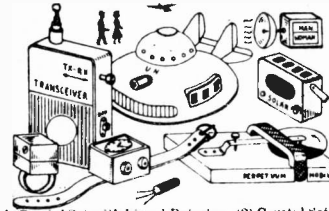
Orders by post to:  
**G. F. MILWARD, DRAYTON BASSETT, NEAR TAMWORTH, STAFFS.**

Please include suitable amount to cover post and packing. Minimum 2/- Stamped addressed envelope must accompany any enquiries. For customers in Birmingham area goods may be obtained from Rock Exchanges, 231 Alum Rock Road, Birmingham 8.

**PRINTED CIRCUIT KIT**

**BUILD 40 INTERESTING PROJECTS ON A PRINTED CIRCUIT CHASSIS with PARTS and TRANSISTORS from your SPARES BOX**

**CONTENTS:** (1) 2 Copper Laminated Boards 4 1/2" x 2 1/2". (2) 1 Board for Matchbox Radio. (3) 1 Board for Wristwatch Radio, etc. (4) Resistor. (5) Resist Solvent. (6) Etchant. (7) Cleanser/Degreaser. (8) 16-page Booklet *Printed Circuits for Amateurs*. (9) 2 Miniature Radio Dials SW/MW/LW. Also free with each kit. (10) Essential Design Data, Circuits, Chassis Plans, etc. for 40 TRANSISTORISED PROJECTS. A very comprehensive selection of circuits to suit everyone's requirements and constructional ability. Many recently developed very efficient designs published for the first time, including 10 new circuits.




**EXPERIMENTER'S PRINTED CIRCUIT KIT 8/6**

Postage & Pack. 1/6 (UK)  
Commonwealth:  
SURFACE MAIL 2/-  
AIR MAIL 8/-  
Australia, New Zealand, South Africa, Canada.

- (1) Crystal Set with biased Detector.
- (2) Crystal Set with voltage-quadrupler detector.
- (3) Crystal Set with Dynamic Loudspeaker.
- (4) Crystal Tuner with Audio Amplifier.
- (5) Carrier Power Conversion Receiver.
- (6) Split-Load Neutralised Double Reflex.
- (7) Matchbox or Photocell Radio.
- (8) "TRI-FLEXON" Triple Reflex with self-adjusting regeneration (Patent Pending).
- (9) Solar Battery Loudspeaker Radio. The smallest 3 designs yet offered to the Home Constructor anywhere in the World.
- (10) Postage Stamp Radio. Size only 1.62" x 0.95" x 0.25".
- (11) Wristwatch Radio 1.15" x 0.80" x 0.55".
- (12) Ring Radio 0.70" x 0.70" x 0.55".
- (13) Bacteria-powered Radio. Runs on sugar or bread.
- (14) Radio Control Tone Receiver.
- (15) Transistor P/P Amplifier.
- (16) Intercom.
- (17) 1-valve Amplifier.
- (18) Reliable Burglar Alarm.
- (19) Light-seeking Animal, Guided Missile.
- (20) Perpetual Motion Machine.
- (21) Metal Detector.
- (22) Transistor Tester.
- (23) Human Body Radiation Detector.
- (24) Man/Woman Discriminator.
- (25) Signal Injector.
- (26) Pocket Transceiver (Licence required).
- (27) Constant Volume Intercom.
- (28) Remote Control of Models by Induction.
- (29) Inductive-Loop Transmitter.
- (30) Pocket Triple Reflex Radio.
- (31) Wristwatch Transmitter/Wire-less Microphone.
- (32) Wire-less Door Bell.
- (33) Ultraonic Switch/Alarm.
- (34) Stereo Pre-amplifier.
- (35) Quality Stereo Push-Pull Amplifier.
- (36) Light-Beam Telephone "Photophone".
- (37) Light-Beam Transmitter.
- (38) Silent TV Sound Adaptor.
- (39) Ultraonic Transmitter.
- (40) Thyristor Drill Speed Controller.

**PHOTOELECTRIC KIT**

**CONTENTS:** 2 P.C. Chassis Boards, Chemicals, Etching Manual, Infra-Red Phototransistor, Latching Relay, 2 Transistors, Condensers, Resistors, Gain Control, Terminal Block, Elegant Case, Screws, etc. In fact everything you need to build a Steady-Light Photo-Switch/Counter/Burglar Alarm, etc. (Project No. 1) which can be modified for modulated-light operation.



**PHOTOELECTRIC KIT 39/6**

Postage and Pack. 2/6 (UK)  
Commonwealth:  
SURFACE MAIL 3/6  
AIR MAIL £1.00  
Australia, New Zealand and U.S.A.  
Also Essential Data Circuits and Plans for Building

- (1) Steady-Light Photo-Switch/Alarm.
- (2) Modulated-Light Alarm.
- (3) Long-Range Stair-Light Alarm.
- (4) Relay-less Alarm.
- (5) Warbling-Tone Alarm.
- (6) Closed-Loop Alarm.
- (7) Project Lamp Stabiliser.
- (8) Electronic Project Modulator.
- (9) Mains Power Supply.
- (10) Car Parking Lamp Switch.
- (11) Automatic Headlamp Dipper.
- (12) Super-Sensitive Alarm.

**INVISIBLE BEAM OPTICAL KIT**

Everything needed (except plywood) for building: 1 Invisible-Beam Projector and 1 Photocell Receiver (as illustrated). Suitable for all Photoelectric Burglar Alarms, Counters, Door Openers, etc.  
**CONTENTS:** 2 lenses, 2 mirrors, 2 45-degree wooden blocks, Infra-red filter, projector lamp holder, building plans, performance data, etc. Price 19/8. Postage and Pack. 1/6 (U.K.). Commonwealth: Surface Mail 2/-; Air Mail 8/-.

**JUNIOR PHOTOELECTRIC KIT**

Versatile Invisible-beam, Relay-less, Steady-light Photo-Switch, Burglar Alarm, Door Opener, Counter, etc. for the Experimenter.  
**CONTENTS:** Infra-Red Sensitive Phototransistor, 3 Transistors, Chassis, Plastic Case, Resistors, Screws, etc. Full Size Plans, Instructions, Data Sheet "10 Advanced Photoelectric Designs". Price 19/8. Postage and Pack. 1/6 (U.K.). Commonwealth 2/-; Air Mail 4/-.

**JUNIOR OPTICAL KIT**

**CONTENTS:** 2 Lenses, Infra-red Filter, Lampholder, Bracket, Plans, etc. Everything (except plywood) to build 1 miniature invisible beam projector and photocell receiver for use with Junior Photoelectric Kit.  
Price 10/6. Post and Pack. 1/6 (U.K.). Commonwealth: Surface Mail 2/-; Air Mail 4/-.

**PHOTOELECTRIC PARKING LAMP SWITCH**

Automatically turns parking lamp on at dusk, off at dawn. Protects your car. Saves the battery. Miniature construction. Simply insert in parking lamp lead. Price: 27/6. Post and Packing 2/6 (U.K.).

**THYRISTOR LIGHT DIMMER**


Add a touch of luxury to your home. Adjust the light at parties, while watching TV, etc. Ideal for Children's bedroom. (100 watts max.) Replaces on-off switch. Price: 59/6. Post and Packing 2/6 (U.K.).

**YORK ELECTRICS**

333 YORK ROAD, LONDON, S.W.11

Send a S.A.E. for full details, a brief description and Photographs of all Kits and all 52 Radio, Electronic and Photoelectric Projects Assembled.

# Radio Enthusiasts! Build this



## PROGRESSIVE SUPERHET

A special in March PRACTICAL WIRELESS, this easy-to-build receiver for short wave fans will be described in six progressive stages—operational at each stage. Begin building the first stages now from full how-to-do-it instructions.

Other Constructional Features:

**MICROPHONE PREAMPLIFIER**  
**ONE-SIXTY SUPERVERTER**

plus fully detailed article on  
**WORKSHOP PRACTICE**

# PRACTICAL WIRELESS

MARCH ISSUE OUT NOW 3/-

# PEAK SOUND


*Aids to economical high fidelity*

## ES/10-15 BAXANDALL SPEAKER

"A  
*thoroughbred*"

SAYS  
RALPH WEST  
HI-FI NEWS  
OCTOBER, '68

"The immediate impression was of a thoroughbred speaker, smooth and effortless... voices were uncannily real. Once again we see the possibility of Rolls Royce standards... when you know how."




## A revolutionary advance in design logic

We can only quote briefly from the report in *Hi-Fi News* which goes thoroughly into the merits of this remarkable loudspeaker. We supply the kit exactly to the specifications described by the designer, P. J. Baxandall in *Wireless World* (Aug. and Sept.). These designer-approved Peak Sound Kits come ready for instant assembly. Frequency range—60 to 14,000 Hz (100–10,000 Hz  $\pm 3$  dB); impedance—15 ohms; loading up to 10 watts R.M.S.; size 18" x 12" x 10". Here indeed is quality performance of a very high order for a very modest outlay.

Equaliser assembly 36/- (P/P 1/6):  
Speaker Unit 38/- + 8/11 P. Tax (P/P 5/-); Cabinet assembly, teak finished.  
£63.6 + 12/8 P. Tax (Carr. 8/6).  
X-over for woofer if required 22/6 (P/P 3/6)

**£9.17.6**  
+ 21/7 P. Tax  
(Carr. in U.K. 11/6)

## A new Peak Sound Power Amplifier



THE PEAK SOUND PA/12-15 (12 watts R.M.S. out into 15 $\Omega$ ) is for the constructor who appreciates both sensible design

and genuine power and hi-fi performance. Available built or in kit form. Response 10 Hz – 45 KHz  $\pm 0.5$  dB Distortion at max. output –0.1% 43 dB neg. feed back. Size 5" x 3 $\frac{3}{8}$ " x 1 $\frac{3}{8}$ ". With full instructions. Pre-amp. details available. (P/P for kit or built 2/6)

BUILT AND TESTED **£5.19.6** Kit less heat sink and board **£3.19.6** Heat sink 6/- (P/P 1/6)

From your dealer or direct in case of difficulty.

PEAK SOUND (HARROW) LTD., 32 St. Judes Road, Englefield Green, Egham, Surrey Telephone: EGHAM 6316

TO PEAK SOUND.

Please send (post free).....  
for which I enclose £.....s.....d  
NAME.....  
ADDRESS.....  
Block letters please P.E. 3/69

# Practical Electronics Classified Advertisements

The pre-paid rate for classified advertisements is 1/3 per word (minimum order 15/-), box number 1/6 extra. Semi-displayed setting £4.2.6 per single column inch. All cheques, postal orders, etc., to be made payable to PRACTICAL ELECTRONICS and crossed "Lloyds Bank Ltd." Treasury notes should always be sent *registered post*. Advertisements, together with remittance, should be sent to the Classified Advertisement Manager, PRACTICAL ELECTRONICS, George Newnes Ltd., 15/17 Long Acre, London, WC2, for insertion in the next available issue.

## BOOKS AND PUBLICATIONS

**MAKE YOUR OWN TALKIES.** An introduction to electronic tape/film synchronisation, with an explanation of the "Carol" Cinesound system, modifying equipment, filming in sync., etc. Price 7 6, post free (refundable against purchase of your "Carol" Cinesound equipment). Contronics Ltd., Deepcut, Camberley, Surrey.

### SURPLUS HANDBOOKS

19 set Circuit and Notes ..... 6/6 P.P. 6d  
 1155 set Circuit and Notes ..... 6/6 P.P. 6d  
 H.R.O. Technical Instructions ... 5/6 P.P. 6d  
 38 set Technical Instructions... 5/6 P.P. 6d  
 46 set Working Instructions... 5/6 P.P. 6d  
 88 set Technical Instructions... 7/- P.P. 6d  
 BC. 221 Circuit and Notes ..... 5/6 P.P. 6d  
 Wavemeter Class D Tech. Instr. 5/6 P.P. 6d  
 18 set Circuit and Notes ..... 5/6 P.P. 6d  
 BC.1000 (31 set) Circuit & Notes 5/6 P.P. 6d  
 CR.100/B.28 Circuit and Notes 10/- P.P. 9d  
 R.107 Circuit and Notes..... 7/- P.P. 6d  
 A.R.88D. Instruction Manual.... 18/- P.P. 6d  
 62 set Circuit and Notes ..... 6/6 P.P. 6d  
 52 set Sender & Receiver Circuits 7/6. post free  
 Circuit Diagrams 5/- each post free.  
 R.1116/A, R.1224/A, R.1355, R.F. 24, 25, & 26,  
 A.1134, T.1154, CR.300, BC.342, BC.312,  
 BC.348, J.E.M.P. BC.624, 22 set.  
 Resistor Colour Code Indicator... 2/6 P.P. 6d  
 S.A.E. with all enquiries please.  
 Postage rates apply to U.K. only.  
 Mail order only to:  
**Instructional Handbook Supplies**  
 Dept. P.E., Talbot House, 28 Talbot Gardens  
 Leeds 8

**GOVT. SURPLUS WIRELESS EQUIPMENT HANDBOOK**

This useful Handbook gives detailed information and circuit diagrams for British and American Government Surplus Receivers, Transmitters and Test Equipment, etc.; also contained are some suggested modification details and improvements for the equipment. Incorporated in this revised edition is a surplus/commercial cross referenced valve and transistor guide. This book is invaluable to radio enthusiasts, radio clubs, universities and laboratories. The latest edition priced at 35/- per volume plus 5/- P. & P. is obtainable from us at

**GILTEXT LIMITED**

Dept. P.E., 24 Stansfield Chambers  
 Gt. George Street, Leeds 1

S.A.E. with all enquiries, please. Extra postage for all foreign orders.

## EDUCATIONAL

**ENGINEERS.** A technical certificate or qualification will bring you security and much better pay. Elem. and adv. private postal courses for C.Eng., A.M.I.E.R.E., A.M.S.E. (Mech. & Elec.), City & Guilds, A.M.I.M.I., A.I.O.B. and G.C.E. exams. Diploma courses in all branches of Engineering—Mech., Elec., Auto., Electronics, Radio, Computers, Draughts., Building, etc. For full details write for FREE 132-page guide. BRITISH INSTITUTE OF ENGINEERING TECHNOLOGY (Dept. 125K), Aldermaston Court, Aldermaston, Berks.

## EDUCATIONAL (continued)



### RADIO & TELEVISION SERVICING RADAR THEORY & MAINTENANCE TELECOMMUNICATIONS

This private College provides efficient theoretical and practical training in the above subjects. One-year day courses are available for beginners and shortened courses for men who have had previous training. Write for details to:—  
**The Secretary, London Electronics College, 20 Penywern Road, Earls Court, London, S.W.5.**  
 Tel. 01-373 8721

**GET INTO ELECTRONICS**—big opportunities for trained men. Learn the practical way with low-cost Postal Training, complete with equipment. A.M.I.E.R.E., R.T.E.B., City & Guilds, Radio, T/V, Telecoms, etc. For FREE 100-page book, write Dept. 858K, CHAMBERS COLLEGE, 148 Holborn, London, E.C.1.

**STUDY RADIO, TELEVISION AND ELECTRONICS** with the world's largest home study organisation City & Guilds; R.T.E.B., etc. Also practical courses with equipment. No books to buy. Write for FREE Prospectus to ICS (Dept. 577), Intertext House, London, SW11.

# CITY AND COUNTY OF BRISTOL BRISTOL TECHNICAL COLLEGE

Principal: E. Poole, B.Sc.(Eng.), C.Eng., M.I.Mech.E., M.I.Prod.E.

## CAREERS IN RADIO AND RADAR

### Marine Radio Officers

2 year full-time course leading to the Second and First Class P.M.G. Certificates and the B.O.T. Radar Maintenance Certificate.

Conversion Course (Second Class to First Class).

R.T. Licences (Full or Restricted).

### Courses for Qualified Marine Radio Officers

Single Sideband Techniques (2 weeks)  
 Marine Electronics Course (Phase I—duration 3 months)

Advanced Marine Electronics Course (Phase II—duration 3 months)

### Licensed Aircraft Radio Engineers

2 year full-time course covering the Aircraft Radio Engineers Licences categories A and B, issued by the Board of Trade (Civil Aviation) followed by a six-months' course for Radar Rating (A and B) in association with the above.

Training given on the latest types of Marine and Aircraft equipment in modern, approved laboratories at

## THE SCHOOL OF RADIO AND RADAR

Senior Lecturer-in-Charge: F. E. Barltrop

For further information apply to:—

**The Registrar, BRISTOL TECHNICAL COLLEGE  
 ASHLEY DOWN, BRISTOL 7**

**FOR SALE**

**£6,000 IN VOUCHERS GIVEN AWAY.** See free Cat. for details. Tools, Materials, Mechanical, Electrical, thousands of interesting items. WHISTON, Dept. PVE, New Mills, Stockport SK12 4HL.

**PRECISION POTENTIOMETERS**

Multi-turn, continuous or ganged from 25/-; carbon from 2/-; Also resistors, mains rectifiers, synchros, geared motors, chokes, capacitors, meters, microswitches, semiconductor. 6d. stamp catalogue. **F. HOLFORD & CO., 6 Imperial Square, Cheltenham.**

**TIME SWITCHES,** 14 day clock, once on once off every 24 hours, reconditioned and fully guaranteed. 5 amp Horstmann 32/6, 15 amp Venner 42/6. P. & P. 4/6. A. R. BATCHELOR (P.E. Dept.), 4 Park Road, Bromley, BR1 3HP.

**HIGH GLOSS METALLIC**

**HAMMERED ENAMEL**

'MAKES FANTASTIC

DIFFERENCE TO PANELS'

say hundreds of enthusiastic users.

'Crackle' pattern appears like magic on wood and metal. No under-

coat. Air dries 15 min.

to hard glossy finish.

Heat, liquid and scratchproof.

Bronze; Silver; Green; Black; Lt. and Dk. Blue.

Send for Free list, or 8/- (+ 1/9 post) for trial 1/4pt. TIN, colour samples and instructions. **Send NOW.**

**FINNIGAN-SPECIALITY PAINTS Dept. P.E. STOCKSFIELD. Tel. 2280 Northumberland.**

**FOR SALE.** Every issue of "Practical Electronics" No. 1 onwards; every issue "Hi-Fi Sound" No. 1 onwards; "Hi-Fi News" every month from April 1967. Offers invited. **F. J. BENSON, 21 Winson Green Road, Birmingham, 18.**

**TREMENDOUS CLOSING DOWN SALE**

WHOLESALE STOCKIST SHORTLY EMIGRATING HAS VAST STOCKS OF THE FOLLOWING FOR BULK OR OUTRIGHT SALE: AMPHENOL, BENDIX, BELLING LEE, BURNDIPT, B.I.C.C.-BURNDY, CANNON, CONTINENTAL CONNECTORS, ETHER, HELLMERMAN-DEUTSCH, McMURDO, PAINTON, P.E.T., PLESSEY, SEAELECTRO, THORN, TRANSRADIO, U.E.C.L. and WINCHESTER PLUGS and SOCKETS OF ALL TYPES, PRINTED EDGE CONNECTORS by CONTINENTAL CONNECTORS and U.E.C.L. L.P.A. watertight connectors, CINCH and WARD-BROOKE BARRIER STRIPS, PAINTON, BOURNS, M.E.C. and RELIANCE miniature trimming and flatpot potentiometers, sub-miniature type TOS trimming potentiometers, CLARE-PENDAR computer switches, condensers, capacitors, resistors, transformers, American headsets, ball-races, servo, syncro, drag-cup motors, magslips, tachometer generators, fuses and fuse-holders, V.H.F. and transmitting units in G.P.O. type racks, Oxley and Harwin components and hundreds of other miscellaneous and varied components and spares. Would also consider selling complete manufacturers' and M.O.A. literature, sales and buying contacts, furniture, stationery and effects. Book value in excess of £100,000.

Only firms or individuals interested in bulk buying can be entertained.

Would accept outright offer for complete business if convenient.

Full lists ready by February 1969.

Please write in first instance to Box No. 17.

**FOR SALE (continued)**

**VIDEOTAPE EQUIPMENT,** TV cameras and large quantity electronics to clear. **LONOR LTD., 1 Maddox Street, London, W1A 2LT. Phone 01-734 4114.**

**BACK NUMBERS.** "Practical Electronics" 3/6 p.p. NEVE, Old Coach Close, Beachley, Chepstow, Mon.

**MORSE MADE !! EASY !!**

**FACT NOT FICTION.** If you start **RIGHT** you will be reading amateur and commercial Morse within a month (normal progress to be expected).

Using scientifically prepared 3-speed records you automatically learn to recognise the code **RHYTHM** without translating. You can't help it, it's as easy as learning a tune. 18 W.P.M. in 4 weeks guaranteed.

For details and course C.O.D. ring S.T.D. 01-660 2896 or send 8d. stamp for explanatory booklet to:

**GSCHS/H, 45 GREEN LANE, PURLEY, SURREY**

**HOLIDAYS**

**HOLIDAY FOR BOYS** 14/16 years August 1969, specialising in engineering, electronics, photography. Tuition and practical work including go-karting. 11 days—£14.10.0. Write for free brochure: **INTER-SCHOOL CHRISTIAN FELLOWSHIP, 47 Marylebone Lane, London W.1.**

**SITUATIONS VACANT**

**A.M.I.E.R.E., A.M.S.E. (Elec.), City & Guilds, G.C.E., etc.,** on "Satisfaction or Refund of Fee" terms. Wide range of Home Study Courses in Electronics, Computers, Radio, T.V., etc. 132-page Guide—**FREE.** Please state subject of interest. **BRITISH INSTITUTE OF ENGINEERING TECHNOLOGY (Dept. 124K), Aldermaston Court, Aldermaston, Berks.**

**SITUATIONS VACANT (continued)**

**TRAINEE RADIO TECHNICIANS**

**A PROGRESSIVE CAREER IN THE FIELD OF RADIO AND ELECTRONICS**

Applications are now invited for an intensive training course of 3 years, leading to appointment as a fully qualified **RADIO TECHNICIAN**, with further prospects of progression to the Telecommunication Technical Officer Class.

Generous Pay and Conditions while under training.

Candidates must be over 16 and under 21 years of age as at September 8th, 1969, on which date training commences.

Minimum educational qualifications required are passes at G.C.E. 'O' Level in English Language, Mathematics and Physics (already held or expected to be obtained in the Summer 1969). Equivalent passes in Scottish or Northern Ireland Certificates and C.S.E. Grade I passes are also acceptable.

Closing date for applications, 31st March, 1969. Interviews will be commenced about end of April.

Apply for full details and application form to:-

**THE RECRUITMENT OFFICER (TRT/54)**

**GOVERNMENT COMMUNICATIONS HEADQUARTERS**

**OAKLEY, PRIORS ROAD, CHELTENHAM, GLOS.**

**GL52 5AJ**

**TECHNICAL TRAINING by ICS IN RADIO, TELEVISION AND ELECTRONIC ENGINEERING**

First-class opportunities in Radio and Electronics await the **ICS** trained man. Let **ICS** train YOU for a well-paid post in this expanding field.

**ICS** courses offer the keen, ambitious man the opportunity to acquire, quickly and easily, the specialized training so essential to success. Diploma courses in Radio/TV Engineering and Servicing, Electronics, Computers, etc. Expert coaching for:

- \* **C. & G. TELECOMMUNICATION TECHNICIANS' CERTS.**
- \* **C. & G. ELECTRONIC SERVICING.**
- \* **R.T.E.B. RADIO AND TV SERVICING CERTIFICATE.**
- \* **RADIO AMATEURS' EXAMINATION.**
- \* **P.M.G. CERTIFICATES IN RADIOTELEGRAPHY.**

**Examination Students Coached until Successful. NEW SELF-BUILD RADIO AND ELECTRONIC COURSES**

Build your own 5-valve receiver, transistor portable, signal generator, multi-meter and valve volt meter—all under expert guidance.

**POST THIS COUPON TODAY** and find out how **ICS** can help YOU in your career. Full details of **ICS** courses in Radio, Television and Electronics will be sent to you by return mail.

**MEMBER OF THE ASSOCIATION OF BRITISH CORRESPONDENCE COLLEGES**

**INTERNATIONAL CORRESPONDENCE SCHOOLS**

**A WHOLE WORLD OF KNOWLEDGE AWAITS YOU !**

International Correspondence Schools  
(Dept. 152), Intertext House, Parkgate Road,  
London, S.W.11.

**NAME** .....  
Block Capitals Please

**ADDRESS** .....


..... 3169

**ELECTRICAL**

**AIRCRAFT-  
PLUS GENERAL  
TELECOMMUNICATIONS  
V.H.F.  
BAND REC.**

Listen to the thrills of Aircraft, Pilots and Airports at work. Also Civil Depts., Fire and Ambulance Services, Gas and Electricity and Taxi Services. Ideal for receiving 2 metre amateurs. Gives super reception within the range of all transmissions. A fully transistorised receiver covering 97-150Mc/s V.H.F. Broadcasts. Robust attractively finished metal cabinet size approx. 7" x 4" x 4". Operates from a 9V internal battery. Speaker or Headphone output. Simple to use. Available from us at £8.10.0, carriage and insurance 10/- C.W.O. or C.O.D.


**HEAT  
LIGHT  
SPEED  
CONTROL Unit**



An electronic unit capable of controlling electrical equipment up to 3,000 watts capacity. Fingertip control of all a.c./d.c. electrical equipment. Suitable for all types of lighting arrangements. Incandescent lamps, spot lamps, arc lamps, floodlights. Makes an ideal dimming unit. Ideal for controlling all types of electric drills and up to 2 h.p. electric motors for all applications. Ideal for all types of electric heaters. Suitable for lathes and power tools. Employs the latest electronic system. Size 6" x 5" x 2". Louvered metal case in pleasing hammer finish. Attractive front panel. Bargain price £8.10.0 p. & p. 10/- C.O.D. if reqd.

**AIR/SEA TRANS/REC.  
RESCUE**

Compact V.H.F. Trans./Rec. Fits in the pocket. Consists of Mike/Speaker, amplifier, aerial, transmitter and receiver. Were made to operate up to 100 miles depending on terrain. Operates from dry batteries. Completely self-contained. Cost Govt. over £50 each. Regulations state must not be operated in UK so please mention "For Diamonding purposes only" when ordering. Price £2.10.0 each, p. & p. 10/-. Two sets for £5.0.0, post free. Four sets £8, carriage free. Bulk sale of 10 sets £15, carriage £1. Export enquiries invited.



**SHIPPING/S.O.S/BAND  
RECEIVER**

Hear shipping from all over the world. Covers the complete maritime, trawler and amateur bands. A neat little superb. Attractive black crackle finish case approx. 7" x 5" x 5". Fully transistorised. 9 volt battery fits inside. Speaker or headphone output. Brand new direct from makers. Comparable with sets being sold at 30gns. Our Price only £9. Carr. & ins. 10/-.

**MINIATURE TRANSISTORISED B.F.O. UNIT**

This is a miniature transistorised B.F.O. unit (unable) that will enable your set to receive C.W. or S.S.B. reception. Compact. Single hole fixing. This small unit will fit anywhere. Ideal for all Ex-Govt. Communication Receivers and most Commercial Types. Complete with fitting instructions. £8/8, post free.

**SCOOP PURCHASE  
TRANSFORMER  
SALE**



Bulk purchase enables us to offer the following transformers at these ridiculously low prices. Made by a famous manufacturer and fully tested and guaranteed. **Charger Transformers.** 0-9-15V 2A. 9/6 each, p. & p. 2/6. Two for 17/6, post free. **Transistor Power Pack Types.** 6-3V at 2A, 7/6 each, p. & p. 2/6. 12V at 2A, 12/6 each, p. & p. 2/6.

**GLOBE SCIENTIFIC LTD**  
DEPT. P.E.22 CAWOODS YARD,  
MILL STREET, LEEDS 9

**ELECTRICAL (continued)**

**240 VOLT  
ELECTRICITY  
ANYWHERE**



most brilliant performance ever from 12-volt Car Battery. BRILLIANT HEAVY DUTY 240 volt AMERICAN DYNAMOTOR with BIG 220 WATT OUTPUT. Marvellous for TELEVISION, ELECTRIC DRILLS, MAINS LIGHTING and ALL UNIVERSAL AC/DC MAINS EQUIPMENT. Marvellous for Fluorescent lighting. Thousands of uses. Tremendous purchase of this model makes fantastically low price possible.

ONLY £4.19.6 each plus 10/6 delivery. C.O.D. with pleasure. MONEY BACK if not DELIGHTED. Please send S.A.E. for full illustrated details.

Dept. PE, STANFORD ELECTRONICS  
Rear Derby Road, North Promenade  
BLACKPOOL, Lancashire  
Open 7 days a week

**MISCELLANEOUS**

**RHYTHM MODULES.** Build your own rhythm box—simply, cheaply. Realistic sound guaranteed. S.A.E. for details. D.E.W. LTD., 254 Ringwood Rd., Ferndown, Dorset.

**BUILD IT IN A DEWBOX** quality cabinet 2in x 2 1/2in x any length. DEW LTD., Ringwood Road, Ferndown, Dorset. S.A.E. for leaflet. Write now—right now.

**4 WATT GRAM AMPS.**

Volume and tone controls, mains operation, 3Ω output, new and boxed **65/- POST PAID**

**BIG BARGAIN PARCELS ONLY  
OF COMPONENTS 10/-**

SALOP ELECTRONICS POST PAID  
12 Wyle Cop  
Shrewsbury, Shropshire S.A.E. for lists

**UFO DETECTOR CIRCUITS,** data. 10s. (refundable). Paraphysical Laboratory (UFO Observatory), Downton, Wilts.

**PRINTED CIRCUIT for Practical Electronics' Rhythm Generator.** 1 1/2in x 5 1/2in with layout plan and drilling template, for simpler and neater construction. **29s. 6d.** including postage. Send cash with order to ALMARY DESIGNS, 12 Lattimore Road, Wheathampstead, Herts.

**ARTIFICIAL LIFE**

Well almost, because the NEW range of projects include: an electronic 'animal' which "LEARNS", an Electro Chemical device capable of "REPRODUCING" itself! Other projects SURE TO INTRIGUE YOU are an audio transmitter/receiver which has quite an amazing range and requires NO LICENCE; also a machine which "recognizes" itself, and an electronic dog whistle etc., etc. HOSTS OF EASY-TO-CONSTRUCT projects, for anyone with a basic knowledge of Electronics. SEND 2/6 for your list—NOW!

To: 'BOFFIN PROJECTS'  
incorporating  
BIONIC DESIGNS  
4 CUNLIFFE RD.  
STONELEIGH, EWELL, SURREY

**WANTED**

**NEW VALVES WANTED.** Popular TV and Radio types. Best cash price by return. DURHAM SUPPLIES, 367F Kensington Street, Bradford 8, Yorkshire.

**TAPE RECORDERS, TAPES, ETC.**

**TAPES TO DISC**—using finest professional equipment—45 r.p.m. 18/-. S.A.E. leaflet. DEROY, High Bank, Hawk Street, Carnforth, Lancs.

**RECEIVERS AND COMPONENTS**

**ELECTRONIC STOCKMARKET** kit of most parts; also "Reactalysar" and Waa-Waa pedal. S.A.E. for list. D.E.W. LTD., Ringwood Rd., Ferndown, Dorset.

**TAPE HEADS**

BSR BRAD. 39/6 pair 2 TRACK	MICHIGAN REC./PLAY HIGH IMP. 45/- 4-TRACK
BSR MALL 39/6 pair 4 TRACK	BOGEN ERASE ULE18/5 27/6 4-TRACK
REUTER - COLLARO ERASE 15/- 4-TRACK	COSMOCORD ERASE T.E. 2/9 15/- 4-TRACK

**TRANSISTORISED FM TUNER**  
6 TRANSISTOR HIGH QUALITY TUNER. SIZE ONLY 6in x 4in x 2 1/2in 3 I.F. stages. Double tuner discriminator. Ample output to feed most amplifiers. Operates on 9V battery. Coverage 88-108Mc/s. Ready built ready for £6.12.6 use. Fantastic value for money

**SUB-MIN. TRANSISTOR LW/MW/FM TUNER**  
Similar to above. Complete with aerial, tuners, dial and instructions **£14**

**DULCI FM78'S STEREO TUNER** Complete **£23**

**COMPACT TRANSISTOR FM TUNER**  
Oiled Walnut cabinet, brushed gold front panel, vertical styling, internal batteries **£12**

**FM MULTIPLEX STEREO ADAPTOR**  
Printed circuit biscuit, 4 trans. 6 diodes 9V with full instructions **£52.6**

**LOUDSPEAKERS**

12" 25 watt, 15 ohm, TWIN CONE <b>£5.7.0</b>	12" 25 watt, 15 ohm, GUITAR SPEAKER 24.15.0 20-10K <b>£5.7.0</b> 26-13K <b>£5.7.0</b>
FULL RANGE HIGH COMPLIANCE. 8" 18 ohm, 15 watt <b>£5.18.0</b>	10" 10 watt, 15 ohm, CERAMIC - <b>49/6</b> MAGNET
6 1/2" 16 ohm, 10 watt, 30-18K <b>£5.0.0</b>	12" TWIN CONE 10 watt PEAK 15 or 35/-
4" 18 ohm, 5 watt, 40-16K <b>£3.3.0</b>	

**TWEETER** 3 or 16 ohm, 12W CR 0.5Ω, 18,000 c/s Horn type Hi-Fi **26/9**

**CROSSOVER NETWORK** 14/-  
3kc/s, 16 or 3 ohm

**REFLEX CONE TYPE WATERPROOF SPKR.** MULTIMETERS from **32/-**  
5 watt, 3 ohm. 300-16,000c/s PA **CHARGER TRANSFORMER.** 4 Amp. 21/6  
Relay **£3.10.0** 2/6/12 volt 3/- P/P

**SUPER SILICON RECT.** T.V., etc., 1,200 PIV 800mA, 5/-; or complete with inst. resistor, condenser, 9/8; 400 PIV HW 6A, 6/-; 200 PIV HW 6A, 6/-; BY100 type, 6 for 10/-.

**VHF AIRCRAFT BAND CONVERTER** 75/-  
Place within 1in. of MW radio

**BURGLAR ALARM,** 7/6  
**FIRE ALARM**  
**DOOR BELL** 37/6  
List

**CHANGER DECKS**  
UA25 BSR with template, Mono. List £7.15.0  
UA25 BSR with template, Stereo. List £7.19.6  
1025 Garrard with template, Mono. List £7.9.6  
1025 Garrard with template, Stereo. List £8.5.0  
PLINTH in simulated teak. Complete with Clearview rigid perspex cover for 1025. P/P on Decks, Plinth and Cover 7/6 **£5.5.0**  
SWITCH ROTARY RECIPROCATING 4 Position, 15amp. Single hole fixing, with instructions. List 14/7 **5/6**  
C90 CASSETTE 12/6. C90 18/8

Stamped envelope for full selection and bargain offers in Multimeters, Radios, Baby Alarms, Intercoms, Walkie-Talkies, Rectifiers, Sinclair, DULCI, and Eagle Lists. UNDER £1-P. & P. 6d., £1 to £3-1/6, over £3-2/6. C.O.D. 3/6. MAIL ORDER ONLY.

**DURHAM SUPPLIES**  
367F, KENSINGTON STREET  
BRADFORD 8, YORKSHIRE



**TELEVISION I.F. STRIPS (less valves)**

From BBC, 2 converters ideal for spares, contains smoothing capacitor, dropper resistors, 7 valve holders, I.F. transformers, coil formers, capacitors, resistors, diodes, dot strips, chokes, etc., etc., on chassis 1 1/8" x 3 1/2", no information or circuit. **BRAND NEW** in makers' boxes, a gold mine of components for **ONLY 16/6** each post paid.

**MAINS TRANSFORMERS**

250V input, outputs 10V @ 500mA, 24V @ 100mA, 32V @ 10mA. Size 2 1/2" x 1 1/2" x 1 1/2" (drop through type) ideal for transistor power supply, 10/- post paid. 250V input, output 22V @ 1A, size 2 1/2" x 2 1/2" x 1 1/2" - post paid.

**TRANSISTOR** driver and output transformers for 3 ohm speaker, suit OC81s, etc., approx. 1 watt rating, only 6/- pair or 4/- each.

As above but 500mwatt rating, 4/- pair, 3/- each. **MIXED** bag of silver mica and ceramic capacitors, approx. 150, 10/- per bag.

**ERIEO** 0.01mF, 12v wire ended disc ceramics, 3/- doz. 0.01 mF, 500v disc ceramics, P.C. type, 1/4" dia., 2/- doz. 10/- per 100.

**HUNT** 5 0.1mF 350v paper capacitors, P.C. type, upright mounting, 2/6 doz., 15/- per 100, post paid per 100.

**TUBULAR** ceramic capacitors, P.C. type, 3-pF and 500pF, only 6/- per 100, 1/3 doz.

**GOODMANS** 4in sq. speakers 15 ohm imp. brand new, boxed, ex V.D., 11/6 post paid.

**TRANSISTOR ELECTROLYTICS** 2mF 6v, 4mF 6v, 10mF 12v, 20mF 6v, 50mF 6v, 100mF 6v, 6d each. 100mF 9v, 8d. 100mF, 25v, 1/-, 400mF 15v, 50mF 9v, 9d. 1,000mF + 1,000mF 18v can neg., 2/-, 1,000mF 50v can type, 4/-.

**CRYSTALS** HC6/U, 12700Mc/s ex equipment tested, 5/- **SILVER MICA** capacitors 80pF size only 1/4" x 1/2" 200v, 4/- per 100.

**MAIL ORDER ONLY - SAE FOR LISTS**  
Postal charges: up to £1 + 1/6; £1-£2 + 2/-; £2-£5 + 3/6. over £5 FREE.

**A.J.H. ELECTRONICS**  
59 Waverley Road, The Kent, Rugby, Warks.

**TRANSISTOR PANELS**

New boxed, size 9in x 6in x 1 1/2in with "Valvo" transistors type OC45 or similar, with full length leads, also an equal number of OA85 diodes, H/S resistors, etc. Built on perforated board in a metal frame.

Panel of 20 transistors, diodes, etc. 20/-  
30 - 25/-, 60 - 40/-  
40 - 30/-, 70 - 45/- Postage 2/- per panel.  
50 - 35/-, 80 - 50/-

**TRANSISTOR CAPACITORS (ELECTROLYTIC)**

500mF 4V  
320mF 4V 50mF 10V 10mF 25V  
250mF 4V 30mF 10V 6mF 64V  
200mF 10V 25mF 25V 4mF 64V  
100mF 12V 20mF 12V 2mF 12V  
64mF 40V 16mF 25V 1mF 25V

1/- each, 9/- per doz. Min. order 10/-

**COMPUTER PANELS** with 40 sil. pnp or npn transistors, Diodes and res., 22/6 Post Paid.

**COMPUTER PANELS WITH SEMI-CONDUCTORS.** Postage 6d per panel

- 8-OC42 or GET875 + 24-OA81 7/6
- 6-OC41 + 3-OC139 + Diodes 7/6
- 4-OC170 + 8-OC139 + 2-OC42 7/6
- 4-AS220 + 1-T2040 + 27-Diodes 7/6
- 4-OC42 + 6-GET875 + Diodes 7/6
- 2-OC170 + 1-2G306 + OC42 4/-
- 5-OC23 + 15-OA10 25/-
- 6-2N388 + 2-2G403 + 2-T2040 8/6
- 4-OC36 + 8-GET103 + 4-ZS31A 25/-
- 8-AS220 + 8-Diodes 7/6
- 6-AS221 + 15-OA91 6/-
- 9-SB240 + 18-OA47 12/6
- 12-T2106 + 24 Diodes 9/6
- 4-OC35 + 4-Z571 20/-
- 6-2G371 (Inverter) 5/-
- 6-OC44 5/-
- 6-2N388 7/6
- 12-2N388 12/6
- 48-OA81 5/-
- 36-OA5 6/-
- 4-OC42 4/6
- 12-OC42 + 2-T2040 9/6
- 4-2G106 + 1-T20410 4/-
- 2-OC42 + 8-OA47 3/-
- 24-Sil. h.f. Transistors 15/-
- 3-GET872 + 3-GEEX541, ETC. 22/6
- 3-OC23 + 6-OA10 + 2-OA5 16/-

**TEST CARDS** with 6 transistors 20 for 20/-

**ELECTROLYTICS** 25,000 @ 12V, 16,000 @ 12V, 15,000 @ 10V, 10,000 @ 30V, 4,000 @ 60V, 3,000 @ 80V, 2,000 @ 50V, 1,200 @ 180V, 8/6 Post Paid.

**ZENER DIODES**-24, 2.7-3.6, 4.75, 5.25, 5.75, 6.2, 6.8, 7.5, 13, 15, 16, 18, 20, 27, 30, 33 volts. 3/6 each, mostly 1 watt.

**POLYSTYRENE CAPACITORS** 350V: 180, 270, 330, 390, 470, 560, 680, 820pF. 1,800, 2,200, 2,700, 3,300, 5,600, 6,800, 8,200

125V: 1,200, 1,500, 1,800, 2,200, 2,700, 3,300, 3,900, 4,700, 5,600, 6,800, 8,200, 0.015, 80pF ceramic 200pF. 5m. any selection 2/- doz. 4-400pF trimmers. 4/- doz.

**BRAND NEW BOXED CHASSIS** containing 2-OC35, 2-OC29 12 WW resistors 25/-, Postage 1/6.

**NEW CROSS RADIO**  
6 OLDHAM ROAD, MANCHESTER 4

# ELECTROVALUE

## RAPID MAIL ORDER SERVICE

### Unbeatable Value in SEMICONDUCTORS

**30W BAILEY AMPLIFIER**  
MJ481 and MJ491 matched pair output. 58/-: 40361 and 40362 matched pair driver, 30/3d; 40361 12/6; 40362 18/9; BC125 12/-; BC125 12/-; BC107 2/9; BC109 2/9. Main amp. PC board 12/6 each but FREE with each complete transistor set. Total for one channel £7.8.0 list with 10% discount, only £8.13.3. Total for two channels £14.16.0 list; with 15% discount only £12.11.8. Complete power supply kit £4.5.0 list. Circuit reprints 1/- each.

**G.E. 2N2926 PLASTIC RANGE**

Price reductions  
Red spot = 55 to 110 2/3; Orange spot = 90 to 180 2/3; Yellow spot = 150 to 300 2/3; Green spot = 235 to 470 2/3.  
All the above brand new stock.

**TEXAS SILENT RANGE PRICES REDUCED**

30V 800mA npn:	BC108 20V	= 125 to 900 2/6
2N3704 = 90 to 330 3/9	BC109 20V	= 125 to 900 2/9
2N3705 = 45 to 155 3/5	bc-167 series (180mW)	
2N3700A npn:	300MHz ft. TO92:	
2N3702 = 60 to 300 3/8	BC167 45V	= 125 to 500 2/3
2N3703 = 30 to 150 3/3	BC168 20V	= 125 to 900 2/-
small signal npn:	BC169 20V	= 240 to 900 2/3
2N3707 low noise 4/-	BC109 and BC169 are	low noise.
2N3711 = 180 to 660 3/11	BC167, BC168 and BC169	are plastic.
2N4058 low noise 4/9		
2N4092 = 180 to 660 4/3		
BC107 series 300mW		
300MHz ft. TO18:		
BC107 45V		= 125 to 600 2/9

Beta values for above, quoted immediately after type numbers.

**FETs - Prices reduced**  
MPP105 25V max., gm = 2 to 6mA/V, low noise 7/8;  
2N3619 25V max., gm = 2 to 6mA/V, low noise 9/-.

**MINI TRANSISTORS - Prices Reduced**  
2N4285 pnp hFE 35 to 150 @ 10mA ft 7MHz min., Veb 35V max.; 2N4286 npn 30V hFE over 100 @ 10mA to 1mA ft 280MHz typ.; 2N4289 pnp 40V hFE over 100 @ 100µA to 1mA ft 170MHz typ.; 2N4291 pnp 40V hFE over 100 @ 100mA, 2N3794 npn 40V hFE over 100 @ 100mA, complementary driver/output. 2N4292 npn 30V IHP A.F. ft. 6dB max @ 100MHz, ft. 570MHz typ.; B5041 Power 14.3W @ 100°C base temp. 35V, hFE over 100 @ 0.5A. Insulated TO66 size mounting surface.

Prices: 2N4285 to 2N4292 and 2N3794 2/11; B5041 13/6.

**1,000V 1.5A GENERAL PURPOSE RECTIFIER** type 1N5054 3/8 only.  
**1,000 0.76A miniature rectifier** type TS1 1/9; 400V type TS4 2/3.

**ZENER DIODES** 3V to 27V 5% 400mW all preferred voltages, 4/8 each.

**NEW TRANSISTOR BARGAINS**

ALL POWER TYPES SUPPLIED WITH FREE INSULATING SETS.

2N696 5/8	2N171 7/4	2N4060 4/3	BC148 3/8
2N697 6/-	2N2147 16/9	40250 15/-	BC149 4/3
2N706 3/5	2N2869A 40406 16/3	BD123 24/3	
2N1132 13/-		6/9	40408 14/8
2N1302 4/-	2N2646 8/6	AC126 6/8	BF194 7/-
2N1303 4/2	2N2924 17/2	AC128 8/-	BFX84 7/5
2N1304 4/-	2N2925 5/9	AC176 11/-	BFX85 8/3
2N1305 4/-	2N3053 5/6	ACY17 8/-	BFX88 7/9
2N1306 6/9	2N3054 15/8	AD161 7/-	RFY51 4/-
2N1307 8/9	2N3055 16/8	AD162 7/-	ISX20 4/8
2N1308 8/9	2N3391A	AF114 7/-	
2N1309 8/9		5/6	AF124 7/8
2N1613 6/6	2N3706 3/3	BC147 4/3	14/10

### RESISTORS

**METAL OXIDE** type TR5 0.5W 2% tolerance. Very low noise, low temperature coefficient, low drift. A Professional resistor. All E24 preferred values 10Ω to 1MΩ. Price: 1 to 11 10d; 12 to 25 8d; 25 up 8d.

**CARBON FILM** high stab low noise.  
W 10%, 1Ω to 3.3Ω and W 5% 3.9Ω to 1MΩ 1/10 doz., 14/6 100.  
1W 10% 4.7Ω to 10MΩ, 1/9 doz., 13/8 100.  
1W 5% 4.7Ω to 10MΩ, 2/2 doz., 17/- 100.  
1W 10% 7.7Ω to 10MΩ, 3/3 doz., 25/10 100.  
1/6 less per 100 if ordered in complete 100s of one ohmic value.

Please state resistance values required.  
Carbon Skeleton pre-sets: 100Ω, 250Ω, 500Ω, 1kΩ, 2kΩ, 2.5kΩ, 5kΩ, 10kΩ, 20kΩ, 25kΩ, 50kΩ, 100kΩ, 200kΩ, 250kΩ, 500kΩ, 1MΩ, 2MΩ, 2.5MΩ, 5MΩ, 10MΩ. Vertical or horizontal mounting.  
Small high quality, 1/- each; Sub-min, type 11d each.

### PEAK SOUND PRODUCTS

Peak Sound PA 12-5 Power Amplifier has a maximum distortion level of only 0.1% at 11.5W, into 15Ω. In kit form £3.19.8, plus 12/- for ready prepared heat sink and mounting board. Power supply PS.45 Kit £4.10.

Pre-amp kit 27/- plus controls mono: 6/3; stereo 20/- Active tone filter kit 19/- plus controls: mono 5/- stereo 16/- No discounts allowable on basic kits only.

### ELECTROLYTICS

**SUB-MIN.**  
C20 range (µF/V): 0.64/64, 1/40, 1.6/25, 2.5/16, 2.5/64, 4/10, 4/40, 5/64, 6.4/5.4, 6.4/25, 8/4, 10/2.6, 10/16, 10/64, 12.5/25, 16/10, 16/40, 20/16, 20/64, 20/6.4, 25/25, 32/4, 32/10, 32/40, 32/64, 40/2.5, 40/16, 50/6.4, 50/25, 50/40, 64/4, 64/10, 80/2.5, 80/16, 80/25, 100/6.4, 125/4, 125/10, 125/16, 160/2.5, 200/6.4, 200/10, 250/4, 320/2.5, 320/6.4, 400/4, 500/2.5. \*Price reduction 1/3 each.

**MINIATURE (µF/V):**  
5/10, 10/10, 25/10, 50/10, 8d each. 25/25, 50/25, 100/10, 200/10, 1/- each; 50/50, 100/25, 1/6; 100/50, 25/25, 2/-.

**LARGE ELECTROLYTICS (µF/V):**  
1000/50 7/-; 2000/50 9/3; 5000/50 17/8; 5000/25 10/3; 2500/64 15/- Vertical clips for above types 8d each.

### CAPACITORS

Ceramic disc 20% 500V: 1,000pF, 2,000pF, 5,000pF, 50V: 0.01µF, 0.02µF, 0.05µF, 0.1µF. Mylar film 10% 100V: 1,000pF, 2,000pF, 5,000pF, 0.01µF, 0.02µF, 0.05µF. Polystyrene 5% 160V: 22pF preferred values to 820pF. ALL @ 5d each. Polyester 250V 20%: 0.01, 0.015, 0.022, 0.033, 0.047, 0.068µF 7d each. 0.1µF 8d. 250V 10%: 0.15, 0.22 9d; 0.33 1/2; 0.47 1/8; 1µF 2/3; 2.2µF 4/-.

### POTENTIOMETERS

Price Reduced  
Short spindle 100Ω to 10MΩ lin, 5KΩ to 5KΩ log, std. values. Only 2/- each.  
Long spindle 4.7kΩ to 10kΩ, 22kΩ, 47kΩ, 100kΩ, lin or log. Only 2/8 each.  
Long spindle dual section: 10kΩ 22kΩ, 47kΩ, 100kΩ, 220kΩ lin or log. Only 8/- each.

## ALL GOODS BRAND NEW-NO SURPLUS

1969 CATALOGUE now ready, full of most up to date information essential to every serious user.

Send 1/6 for your copy

**COMPONENT DISCOUNTS**  
10% on total order over £3.0. 15% on total order over £10.0. Unless stated otherwise  
**POSTAGE AND PACKING** on orders up to £1. add 1/-; over, post free in U.K.  
**OVERSEAS ORDERS WELCOMED** Carriage charged at cost

# ELECTROVALUE Dept. P.E.3

32A ST. JUDES ROAD, ENGLEFIELD GREEN, EGHAM, SURREY  
Telephone: EGHAM 5533 (STD 0784-3)

# L.S.T. ELECTRONIC COMPONENTS LTD.

2N385A	2N3870	2N3878	AF134	6J	85X20	3/3	0AZ243	6J	OC202	1/4
2N386A	2G301	4V	AF137	6J	85X21	7/1	0AZ246	3/4	OC203	8/1
2N387	2G302	3/9	AF139	15/1	85X74	3/6	0AZ249	3/6	OC204	8/1
2N387	2G306	9/6	AF139	12/1	85X77	4/9	0AZ270	3/6	OC205	9/1
2N387	2G308	6/9	AF181	9/6	85Y54	3/4	OC19	8/1	OC206	18/6
2N387	2G309	10/1	AF186	12/1	BT787/150R	31/1	OC20	23/1	OC207	7/6
2N387	2G314	9/6	AF212	6/1	BT791/150R	36/1	OC22	13/1	ORP12	9/6
2N387	2G315	3/1	AF214	11/9	BT791	100	OC23	8/1	ORP60	15/1
2N387	2G318	4/1	AS272	3/8	BYX200/200	9/1	OC24	10/1	ORP61	0/1
2N387	2G318	7/4	AS274	5/1	BX36/100	2/1	OC25	6/6	ORP63	6/1
2N387	2G321	5/1	AS274	5/1	BX210	11/3	OC26	12/1	5X431	7/4
2N387	2G322	6/1	AS279	4/4	BZ12	7/5	OC28	12/1	5X636	10/8
2N387	2G322	6/1	AS279	4/4	BZ12	7/5	OC29	15/1	5X636	10/8
2N387	2G322	6/1	AS279	4/4	BZ12	7/5	OC29	15/1	5X636	10/8
2N387	2G322	6/1	AS279	4/4	BZ12	7/5	OC29	15/1	5X636	10/8
2N387	2G322	6/1	AS279	4/4	BZ12	7/5	OC29	15/1	5X636	10/8
2N387	2G322	6/1	AS279	4/4	BZ12	7/5	OC29	15/1	5X636	10/8
2N387	2G322	6/1	AS279	4/4	BZ12	7/5	OC29	15/1	5X636	10/8
2N387	2G322	6/1	AS279	4/4	BZ12	7/5	OC29	15/1	5X636	10/8
2N387	2G322	6/1	AS279	4/4	BZ12	7/5	OC29	15/1	5X636	10/8
2N387	2G322	6/1	AS279	4/4	BZ12	7/5	OC29	15/1	5X636	10/8

**INTERNATIONAL RECTIFIER™ SEMICONDUCTOR CENTRE™**  
Selenium Solar Battery 83M 0.2-0.4V 2mA 15/-  
Silicon Solar Cell SIM 0.3-0.4V 10/16mA 19/-  
Special Pack of 4 Photocells DD190 @ 9/11  
(All include free instruction booklets)  
Solar Drive Motor 39/6 (For use with IR photocells)  
K546 Zener Diode Experimental kit containing 12 Zeners 3-30V 0-10W. Bargain price this month only 45/-  
DD119C Dow Corning Silicone grease for use on heatinks approx. 6.5 grams per tube 6/-  
FULL SEMICONDUCTOR CENTRE™ LISTS AND PRICES IN OUR FREE RETAIL CATALOGUE.

**2N3819 TEXAS 8/-**  
**AD161/AD162 10/-**  
NPN/PNP pair  
**BC107/8/9 2/9**  
**TAA263 17/6**  
**IS464**  
Fairchild IC's  
**SL701C 18/-**

**RESISTORS**  
Hi-Stab 5% 1/4 & 1/2W low-noise 100-82M42 each or 100 pieces @ 2d each

**ELECTROLYTICS MULLARD**  
Sub-minis full range ex-stock. Quantity Discounts

**VEROBORD 0.15in MATRIX**  
24 - 32in 3/8 3d - 32in 3/11  
24 - 3in 3/11 3d - 3in 5/4  
**MICROVERO 0.1in MATRIX**  
24 - 24in (4) piece  
Spot face cutters 8/- each Pack of 36 pins for 0.15in 3/-

**20 WATT AMPLIFIER KIT**  
Fairchild AF11 design Complete G.B.S., SAE details

**S-D-C "BREADBOARDS"**  
Single S-D-C 398  
New 2-D-C Incl component tray 87/6  
4-Dec kits £5.174  
All kits incl data book, etc.

**BOOKS:**  
GE Transistor Manual, 640 pages, data and circuits. 39/6  
RCA Transistor Manual, 554 pages, data circuits, inc. SCA's, 28/-  
Designers Guide to British Transistors. Invaluable data book gives 1,000 plus common type plus computer selected substitution chart. 35/-  
**POST AND PACKING BOOKS**  
100 2/6 each

All Semiconductors offered bear the respective manufacturers' original markings and are subject to full replacement guarantee if not fully to published ratings. Prices quoted are current at publication date and may be subject to variation. We do not offer for sale "re-manufactured" transistors.

SILICON RECTIFIERS		THYRISTORS-SCR'S		ZENER DIODES	
PIV	mA	1A	10A	5Watt	
200	750	50	7/6	4.3	5.1 5.6 6.2 6.8 8.2 9.1
50	6d	2/3	10A		3/6d each
100	9d	1/6	2/3	1Watt	
200	1/3	2/-	2/9	3.9	4.7 5.6 6.8 8.2 10 12 15 18 22
400	2/-	2/9	4/-		7/1d each
600	3/-	3/-	4/6		
800	3/9	5/-	11/3		
1,000	-	6/6	14/-		

**MANY OTHER TYPES AVAILABLE.**  
BULK QUANTITIES AT SPECIAL PRICES.  
SEND US YOUR REQUIREMENTS.



**HEATSINK TYPE X100**  
SOLIDATE 2 x 8036 or similar 8/-

Postage and packing by first class mail 1/- cash with order. Export enquiries welcome. Bulk quantity prices on application. Callers welcome at our retail shop and mail department:

**L.S.T.** 7 COPTFOLD ROAD Telephone:  
BRENTWOOD Brentwood  
ESSEX ESSEX 7904

**D.I.Y.**—All materials and components for construction of high fidelity loudspeaker systems (empty enclosures, BAF welding, Tygan, Vyair fabric, cross-overs, etc.). Many other audio accessories and speaker kits. S.A.E. for lists. P.F. & A.R. HELME, Dept. PE, Summerbridge, Harrogate, Yorks.

**COMPONENTS AT GIVE-AWAY PRICES.** Digital Counters, Rev Counters, Thyristors, Transistors, Valves, Tool Bags, Truck Heads, Recording Tape, Aerials, Intermos, Microphones, Micro Switches, Etc. 6d. stamp only, to **DIAMOND MAIL ORDER PRODUCTS**, Prospect House, Canal Head, Pocklington, York, NO4 2NW.

**TRANSISTOR BARGAIN!**  
High-gain low-noise npn planars **BUY NOW BEFORE PRICES RISE!**  
**BC168B** (hfe = 250 - 500 @ Ic = 2mA)  
**BC168C** (hfe = 450 - 500 @ Ic = 2mA)  
**BC168B** is a smaller sized (TO 92) EXACT ELECTRICAL EQUIVALENT of BC148, and a likely direct substitute for BC108, BC171, BC183L, 2N2925, 2N2926 green, etc. These transistors have high audio gain at collector currents down to a few  $\mu A$ . At normal currents they can be used from d.c. to v.h.f.

**MAXIMUM RATINGS (both types)**  
VCES 30V; VCEO 20V; VEB0 5V.  
PC 220mW.  
IC 100mA d.c. 200mA peak. Audio NF 2dB type, 10dB max.

Bulk purchase enables us to offer these superb modern silicone transistors at **LESS THAN WHOLESALE PRICES**. All mint, top grade, with makers' numbers and trade marks. Why buy unknown quantities when you can get the genuine articles at these prices?

**EITHER TYPE OR MIXED:**  
5 for 10/-; 50 for 90/-; U.K. POST PAID

**AMATRONIX LTD (PE)**  
396 Selsdon Road, South Croydon, Surrey, CR2 0DE

**BROAD NEW ELECTROLYTICS**, 15 Volt, Long Wires, 2, 6, 8, 10, 15, 20, 30, 40, 50, 100 Mfds. 7/6 dozen, postage 1/-. THE C.R. SUPPLY CO., 127 Chesterfield Rd., Sheffield, S8 0RN.

**WE ARE BREAKING UP COMPUTERS**  
**EX COMPUTER PRINTED CIRCUIT PANELS**  
2in x 4in packed with semiconductors and top quality resistors, capacitors, diodes, etc. Our price, 10 boards 10/-, P. & P. 2/-. With a guaranteed minimum of 35 transistors.  
**SPECIAL BARGAIN PACK.** 25 boards for £1. P. & P. 3/6. With a guaranteed minimum of 85 transistors.  
100 boards 65/-, P. & P. 6/6. With a guaranteed minimum of 350 transistors.  
**PANELS** with 2 power transistors sim. to OC28 on each board + components. 2 boards (4 x OC28) 10/-, P. & P. 2/-.  
**NPN GERMANIUM TOS 1 WATT POWER TRANSISTORS** on small heat sink, on 2in x 4in panel. 5 for 10/-, P. & P. 2/-.  
**POWER TRANSISTORS** sim. to 2N174 ex epr., 4 for 10/-, P. & P. 2/-.  
**POWER TRANSISTORS** sim. to 2N174 ON Finned Heat Sink (10D) 4 for £1, P. & P. 3/-.  
**LONG ARM TOGGLE SWITCHES** ex epr. SPST 13/6 doz., DPDT 22/6 doz., DPST 17/- doz. P. & P. all types 2/- doz.  
**ORGAN BUILDERS' SPECIAL 500 T018 TRANSISTORS** on panels. £4, P. & P. 6/-.  
**OVERLOAD CUT OUTS.** Panel mounting in the following values 1/2, 5/8 each. 1, 1 1/2, 2, 3, 4, 5, 7, 8 amp. P. & P. 1/6.  
**MINIATURE GLASS NEONS**, 12/6 doz. P. & P. 1/6.  
**NEW MIXED DISC CERAMICS.** 150 for 10/-, P. & P. 2/-.  
**LARGE CAPACITY ELECTROLYTICS**  
4 1/2in, 2in diam. Screw terminals.  
All at 6/- each + 1/6 each P. & P.  
4,000mF 72V d.c. wkg.  
10,000mF 25V d.c. wkg.  
6,300mF 72V d.c. wkg.  
1,500mF 150V d.c. wkg.  
16,000mF 25V d.c. wkg.  
25,000mF 12V d.c. wkg.  
Send 1/- stamps for list.

**KEYTRONICS**, 52 Earls Court Road London, W.8. Mail order only

**R & R RADIO**  
51 Burnley Road, Rawtenstall  
Rossendale, Lancs  
Tel.: Rossendale 3152

VALVES BOXED, TESTED & GUARANTEED					
BF80	3/-	PCC84	3/-	PY82	3/-
EBF89	3/6	PCF80	3/-	UI91	4/6
ECC82	3/-	PCF82	3/6	U301	4/6
ECL80	3/-	PCL82	4/-	6F23	5/-
EF80	1/6	PCL83	4/-	10P14	3/6
EF85	3/-	PCL84	5/-	20P5	3/-
EFF183	3/6	PL36	5/-	30F5	2/6
EF184	3/6	PL81	4/-	30L15	5/-
EY86	4/-	PL83	4/-	30P12	4/6
EL41	5/-	PY33	5/-	30C15	5/-
EZ40	4/6	PY81	3/6	30PL13	5/6
EBC41	4/6	PY800	3/6	30PL14	5/6

POST. ONE VALVE 9d. TWO TO SIX 6d. OVER SIX POST PAID.

**SERVICE SHEETS**  
**SERVICE SHEETS (1925-69)** for televisions, radios, transistors, tape recorders, record players, etc., by return post, with free fault-finding guide. Prices from 1/-. Over 8,000 models available. Please send S.A.E. with all orders/enquiries. HAMILTON RADIO, 54 London Road, Bexhill, Sussex.

**C. & A. SUPPLIERS**  
**SERVICE SHEETS**  
T.V., RADIO, TRANSISTORS, TAPES, ETC.  
Only 5/- each, plus S.A.E.  
(Uncrossed P.O.'s please, returned if service sheets not available.)  
**71 BEAUFORT PARK**  
LONDON, N.W.11  
MAIL ORDER ONLY

**SERVICE SHEETS (continued)**

**RADIO TELEVISION**, over 8,000 Models, JOHN GILBERT TELEVISION, 1b Shepherd's Bush Rd., London, W.6. SHE 8441.

**SERVICE SHEETS**, Radio, TV, 5,000 models. List 1/6. S.A.E. enquiries. TELRAY, 11 Maudland Bank, Preston.

**MINIATURE RESISTORS  
LOW NOISE—CARBON FILM**

½ watt 5% E24 Series 3/6 per doz.  
¼ watt 5% E24 Series 3/9 per doz.  
¼ watt 10% E12 Series 3/3 per doz.  
¼ watt 10% E12 Series 3/6 per doz.

Minimum order 1 doz.—mixed values

Free postage and packing but C.W.O.

**ABRAHAM and PARTNERS**  
71 Kenley Road, London, S.W.19

SEND S.A.E.  
NEW STOCK LIST

**WENTWORTH RADIO**  
104 SALISBURY ROAD, HIGH BARNET

01-449 3087

AF114	4/3	OC44	2/6	BC107	4/-	2N3053	6/-
AF115	3/9	OC45	1/8	BC108	3/9	2N2218	8/-
AF116	2/3	OC71	2/3	BC109	4/-	2N2219	8/9
AF117	2/3	OC72	2/6	BCY43	7/-	2N2905	16/6
BFY50	6/-	OC81	2/2	BCY70	5/-	NKT20329	12/6
BFY51	4/9	OC81D	2/3	BCY71	10/6	NKT241	5/-
BFY52	6/-	OC170	2/9	2N1304	6/-	NKT242	3/-
BFY53	4/9	OC171	2/3	2N1305	5/9	NKT243	13/6
BY127	4/6	OC201	2/3	2N1306	6/9	NKT403	16/-
2G302	6/-	NKT121	8/6	2N1307	6/9	NKT404	14/-
2G303	4/7	NKT122	5/11	2N1308	8/6	NKT773	4/9
2G304	7/6	NKT123	4/11	2N1309	8/6	NKT781	5/9
2G308	7/3	NKT124	8/9	2N1613	6/3	NKT10339	6/6
2G371	3/6	NKT211	5/-	2N1711	7/6	NKT10419	5/-
2N404	5/-	NKT212	5/-	2N2368	4/6	NKT12329	10/6
2N696	5/-	NKT213	6/-	2N2926	3/9		
2N697	5/-	NKT713	5/3	Cash with Order		P. & P. 1/-	

**Hi-Fi Audio Transistor Amplifiers**  
Mains Powered 240V a.c.

ACS4 requires 250mV @ 1kΩ for 6½V r.m.s. into 8 or 15Ω load. £5.10.0.

ACS5 requires 250mV @ 2kΩ for 12V r.m.s. into 8 or 15Ω load. £10.0.0.


ACS2<sup>c</sup> Pre-Amplifier complete with treble, bass and volume controls to drive either ACS4 or ACS5; 250mV 800kΩ input (crystal p.u., radio, tape, etc.). £4.10.0.

ACS2<sup>m</sup> Pre-Amplifier with selector switch for magnetic pick-up (4mV 47kΩ R.I.A.A.), 50mV 50kΩ, 100mV 100kΩ to work into ACS2<sup>c</sup>. £4.10.0.

Good range of modules and components for high quality audio work. S.A.E. for lists.

**AUDIO COMPONENTS & SERVICES**  
Sound Studios, Bell Hill, Off Crown Hill  
Croydon, Surrey. 688 3706

**PARKERS SHEET  
METAL FOLDING  
MACHINES  
HEAVY VICE  
MODELS**



With Bevelled Former Bars

Carr. free

No. 1. Capacity 18 gauge mild steel × 36in. wide ... £14.0.0

No. 2. Capacity 18 gauge mild steel × 24in. wide ... £8.0.0

No. 3. Capacity 16 gauge mild steel × 18in. wide ... £8.0.0

Also new bench models. Capacities 48in. × 18 gauge £40. 36in. × 18 gauge £27.10.0. 24in. × 16 gauge £26.10.0. Carriage free.

End folding attachments for radio chassis. Tray and Box making for 36in. model, 5/6 per ft. Other models 3/6. The two smaller models will form flanges. As supplied to Government Departments, Universities, Hospitals. One year's guarantee. Money refunded if not satisfied. Send for details.

A. B. PARKER, Folding Machine Works, Upper George St., Heckmondwike, Yorks. Heckmondwike 3997

PLEASE MENTION  
PRACTICAL ELECTRONICS  
WHEN REPLYING TO  
ADVERTISEMENTS

**BATTERY ELIMINATORS**

The ideal way of running your TRANSISTOR RADIO, RECORD PLAYER, TAPE RECORDER, AMPLIFIER, etc. Types available: 9v; 7½v; 6v; 4½v (single output) 3½/6 each. P. & P. 2/9. 9v + 9v; 6v + 6v; or 4½v + 4½v (two separate outputs) 42/6 each. P. & P. 2/9. Please state output required. All the above units are completely isolated from mains by double wound transformer ensuring 100% safety.

R.C.S. PRODUCTS (RADIO) LTD.  
(Dept. P.E.), 31 Oliver Road, London, E.17

**EAGLE MULTIMETERS**

EP30K, 120/-, p.p. 4/6; EP10KN, 108/-, p.p. 4/6; EP20KN, 90/-, p.p. 3/-; EP30KN, 150/-, p.p. 4/6; EP50LN, 210/-, p.p. 4/6, details on request.

High Stability Resistors 1% 1W, 2/-; Full standard range plus many multimeter values. 5% 1W, 4d. Full stock list on request.

0-50 microamp level meters, 15/-, post 1/-

Circuits  
Noughts and Crosses Machine 2/8d.  
Binary Adder/Subtractor 2/8d.  
Analogue Computer (Football Pool: Multiplying/Dividing; Equation solvers) 3/8  
Full set of above circuits 5/- post free.

Postage extra, cash with order.

**PLANET INSTRUMENT CO.**  
25(E) DOMINION AVENUE, LEEDS 7

**PRACTICAL  
Building & Decorating**

**EXTRA !**

32-page Colour Supplement

**KITCHENS and  
BATHROOMS**

Packed with step-by-step pictures and detailed instructions, this superb PRACTICAL BUILDING & DECORATING supplement contains all you need to know to build yourself a luxury bathroom and kit out a fully labour-saving kitchen.

Plus Specials on :

Home Safety—Building an Open-Plan Staircase  
—Beating Damp and Condensation—Power Tools

GO FOR THE MARCH ISSUE TODAY — 2/6

# DIOTRAN SALES

P.O. BOX 5  
WARE, HERTS  
TEL.: WARE 3442

Nowhere in the world can you buy semiconductor components cheaper than from us. We are the largest purchasers of manufacturers' surplus stocks, and can fulfil any requirements at competitive prices. S.A.E. for full lists.

Post and Packing costs are continually rising. Please add 1/- towards same. **CASH WITH ORDER PLEASE**

**OVERSEAS QUOTATIONS BY RETURN SHIPMENTS TO ANYWHERE IN THE WORLD**

## 1/- TESTED TRANSISTORS 1/- each

**ONE PRICE ONLY PNP, NPN, SILICON PLANAR 1/- EACH**

BC108	2N696	2N1132	2N2220	2S733
BC109	2N697	2N1613	2N3391	2N3391
BFY50	2N706	2N1711	2N3711	TI544
BFY51	2N708	2N2904	2S102	2N2906
BFX84	2N929	2N2905	2S103	2N2907
BFX86	2N930	2N2924	2S104	2N2696
BFX88	2N1131	2N2926	2S732	2N3702
				2N3703

From Manufacturers' Over-runs—Unmarked Plastic and Metal cases.

**GERM. PNP AND NPN TRANSISTORS FULLY TESTED, UNMARKED 1/6 EACH**

AC125	ACY22	ACY36	NKT677	OC81	2G381
AC126	ACY27	NKT141	NKT713	OC82	2G382
AC127	ACY28	NKT142	NKT773	2G301	2G399A
AC128	ACY29	NKT212	OC44	2G302	
AC130	ACY30	NKT213	OC45	2G303	
ACY19	ACY31	NKT214	OC71	2G308	1/6 each
ACY20	ACY34	NKT215	OC72	2G371	
ACY21	ACY35	NKT271	OC75	2G374	

**POWER TRANSISTORS**

OC25	OC35	NKT403	ASZ17	5/- each
OC26	AD130	NKT404	TI3027	
OC28	AD140	NKT405	TI3028	
OC29	AD149	NKT452	TI3029	

Manufacturers' Surplus Germ. A.F.

**TEXAS SILICON ALLOY TRANSISTORS**

25302	Eqvt. OC200	VcB40	Hfe 15-50	1.49 off 3/6 each
25303	OC201	VcB25	Hfe 25-75	5.99 off 3/- each
25304	OC202	VcB15	Hfe 45-120	100 off 2/6 each

ALL BRAND NEW, FULLY GUARANTEED AND MARKED.

**HIGH QUALITY SILICON PLANAR DIODES.** SUB-MINIATURE DO-7 Glass Type, suitable replacements for OA200, OA202, BAY38, IS130, IS940. 200,000 to clear at £4 per 1,000 pieces. GUARANTEED 80% GOOD.

**MIXED SILICON PLANAR TRANSISTORS NPN TO-18 CASE.** Transistors to fill a number of requirements like 2N706, 2N708, BSY27, BSY95A, etc. 500 off, £5; 1,000 off £8.10.

## THYRISTORS (S.C.R.'s) FULLY TESTED, BRAND NEW AND CODED: TO-5 CASE

Type No.	PIV	Amp	Each
2N1595	50	1	7/6
2N1596	100	1	8/-
2N1597	200	1	10/6
2N1598	300	1	14/-
2N1599	400	1	15/-
BTX30-500	500	1	22/6
BTX30-600	600	1	25/-

## TO-46 CASE (STUD)

Type No.	PIV	Amp	Each
2N1771	100	4.7	9/-
2N1772	100	4.7	9/6
2N1774	200	4.7	12/6
2N1776	300	4.7	16/6
2N1777	400	4.7	19/-
2N1778	500	4.7	25/6
2N2619	600	4.7	30/-
BTY79-150	150	4.7	12/-
BTY79-250	250	4.7	14/-
BTY79-400	400	4.7	20/-

## TO-48 CASE (STUD)

Type No.	PIV	Amp	Each
2N682	50	16	12/-
2N683	100	16	15/-
2N685	200	16	19/6
2N687	300	16	25/6
2N688	400	16	32/6
2N689	500	16	47/6
2N690	600	16	50/-
2N691	700	16	56/-
2N692	800	16	62/-

**PRINTED CIRCUIT BOARDS** with usable length leads on both Transistors and diodes. All Mullard devices with the exception of the 2G371 which are Texas.

**EACH PANEL CONSISTS OF THE FOLLOWING:—**

"A"	8 x OC43, 24 x OA81	12/- per Panel
"B"	64 x OA81	20/- per Panel
"C"	8 x 2G371	5/- per Panel
"D"	16 x OC84	15/- per Panel
"E"	8 x GET875, 24 x OA81	11/- per Panel
"F"	8 x GET114, 20 x OA81	10/- per Panel
"G"	8 x 2G371, 12 x OA81	7/6 per Panel
"H"	8 x GET114, 12 x OA81	8/6 per Panel
"I"	8 x OC84	9/- per Panel
"J"	4 x OC28, 4 x FST1/0	15/- per Panel
"K"	4 x OC35, 4 x FST1/0	15/- per Panel
"L"	32 x OA81	12/- per Panel
"M"	4 x GET875, 2 x OA81	3/- per Panel

## TRANSISTOR EQVT. BOOK

2,500 cross references of transistors—British, European, American and Japanese. A must for every transistor user. Exclusively distributed by DIOTRAN SALES. 15/- EACH.

Vast mixed lot of subminiature glass diodes. Comprising of silicon germ. point contact and gold bonded types plus some zeners. 500,000 available at Lowest of Low Price.  
1,000 pieces £3.0.0. 5,000 pieces £13.10.0. 10,000 pieces £23.

**BRAND NEW FULLY TESTED EPOXY CASE UNIJUNCTION TRANSISTORS.** Type TI543 and BEN 3000 and replacement for 2N2646. Full data available. LOWEST PRICE AVAILABLE ANYWHERE. 100 off 4/- each = £20; 500 off 3/6 each = £87.10; 1,000 off 3/- each = £150. Sample devices 7/- each on request.

**SILICON PLANAR PLASTIC TRANSISTORS.** 2N3708A VcB30 Hfe 20-60. All marked, fully tested, and guaranteed. 1 off 1/6 each; 100 off 10d. each; 500 off 9d. each; 1,000 off 7½d. each.

**TO-18 METAL CAN SILICON PLANAR TRANSISTORS.** VERY HIGH QUALITY 99% good. Type 2N706 BSY27 £7.10 per 500 pieces; £12.10 per 1,000 pieces.

**Sub-Min. Plastic 1 Amp Sil. Rect.**

Type No.	PIV	Each
IN4001	50	1/3
IN4002	100	1/6
IN4003	200	2/-
IN4004	400	2/9
IN4005	600	3/3
IN4006	800	3/9
IN4007	1,000	4/9

**HIGH SPEED MAGNETIC COUNTERS** (4 x 1 1/2 in). 4 digit. 12/24/48V (state which) 6/8 each. P. & P. 1/-.  
**COPPER LAMINATE BOARD** (8 1/2 x 5 1/2 x 1/8 in). 2/8 each. 5 for 10/-.  
**RE-SETTABLE HIGH SPEED COUNTER** (3 x 1 1/2 x 2 1/2 in). 3 digit. 12/24/48V (state which) 32/8 each.

### BULK COMPONENT OFFERS

- 100 Capacitors 50pF to 0.5µF.
  - 250 Carbon Resistors 1/2 & 1/4W (Transistor types).
  - 250 Carbon Resistors 1/4 & 1/8W.
  - 100 Ceramic Capacitors 2-1,000pF.
  - 25 Vitreous W/V Resistors (5%).
  - 12 Precision Resistors (0.1% several standard values included)
  - 25 Close Tolerance Caps. (2%).
  - 12 Silicon Diodes 500 p.i.v. 750 m.a.
  - 4 Silicon Rects. 400 p.i.v. 3 amp.
  - 8 Silicon Rects. 100 p.i.v. 3 amp.
  - 50 Silicon Trans. (2N706/708, BSY29/29. BCY41/42 types.) Unmarked, Untested.
- ANY ITEM 12/6. ANY 5 ITEMS £2.10.0.

S.C.R.s. (Thyristors) CRS1/20 5/8; CRS1/40 7/8; CRS3/10 7/8; CRS3/30 8/8; CRS3/40 10/-; CRS3/50 12/6 each.

'3000' TYPE RELAYS (ex. new equip.) 10 for 25/- (our choice) P. & P. 5/-.

**VENNER LIGHTWEIGHT ACCUMULATORS** (1oz 1 1/4 x 1 1/2 x 1/2 in). 1.5 Ahr 12/8 each.  
**COMPUTER LOGIC BOARDS** containing: 14 BC711, 2 trimpots, diodes, etc., 20/- each.

**LIGHT DIMMER/SPEED CONTROL MODULES:** 200 watt, 35/-; 500 watt, 45/-; 1,000 watt, 80/-.

**RECORD LEVEL METERS** (By Smiths). 1 1/2 x 1/2 in. 15/- each. P. & P. 2/6.

**MINIATURE RELAYS** (1oz, 1/2 x 1/2 x 1/2 in). 24V 1 c/o, 7/8 each. 12V 10/- each.

**P. C. CONNECTORS** (13 way in-line), 4/8 pair.

**LARGE CAPACITY ELECTROLYTICS:** 100 + 400µF, 275V; 1,000µF, 50V; 2,500µF, 70V; 3,200µF, 15V; 5,000µF, 15V, 4/- each. 4,000µF, 90V; 5,000µF, 25V, 7/8 each. 5,000µF, 50V; 6,300µF, 63V; 10,000µF, 30V; 16,000µF, 15V; 25,000µF, 15V, 10/- each.

**SPEAKER BARGAINS** (E.M.I. 13 x 8 in.) With two Tweeters and <over> 15 ohm, 85/-; with Dual Cone, 15 ohm, 52/8; Single Cone, 3 or 15 ohm, 45/- P. & P. 3/-.

**FANE**, 12in, 20watt (Dual Cone), 95/- P. & P. 5/-.

**TWEETER** (E.M.I. 3in), 15 ohm, 12/8.

**CAR RADIO** (3/5 ohm), 7 x 4in, 15/-; 8 x 5in, 17/8.

**L.T. TRANSFORMERS.** Prim 240V. SEC. 10/20/25V. and 3.5 amp, 20/- P. & P. 5/-; 5 amp, model 25/- P. & P. 5/-.

## PATTRICK & KINNIE

81 PARK LANE, HORNCHURCH, ESSEX  
ROMFORD 44473

## BUILD YOUR CIRCUITS ON VEROBOARD


—the Universal Wiring Board— obtainable from your local Retailer

Trade enquiries to:  
**NORMAN ROSE (ELECTRICAL) LTD.**  
8 St. Chad's Place, Gray's Inn Road, London, W.C.1  
Technical enquiries to:  
**VERO ELECTRONICS LTD.**  
Industrial Estate, Chandler's Ford, Hants

## 12in. DE-LUXE MKII £9

The exceptional quality and performance of the "De-luxe MKII" brings truly breathtakingly rich sound from a single loudspeaker, recreating the musical spectrum virtually flat from 25 to 16,000 c.p.s. The unit consists of the latest double cone, woofer and tweeter cone together with a special Baker "FERROBA" magnet assembly having a flux density of 14,000 gauss and a total flux of 150,000 Maxwells. Bass resonance 32-38 c.p.s. Rated 15 watts. Voice coils available 3 or 8 or 15 ohms. Suitable for any High Fidelity System. Design capability concept and programmed third generation hardware giving fantastically delightful sound at this amazing bargain price.

48 page Enclosure Manual 5/9 post paid. **Baker Reproducers Ltd**  
Bensham Manor Road Passage, Thornton Heath, Surrey. 01-684 1665



# VALUABLE NEW HANDBOOK FREE TO AMBITIOUS ENGINEERS

Have you had your copy of "Engineering Opportunities"?

The new edition of "ENGINEERING OPPORTUNITIES" is now available—without charge—to all who are anxious for a worthwhile post in Engineering. Frank, informative and completely up to date, the new "ENGINEERING OPPORTUNITIES" should be in the hands of every person engaged in any branch of the Engineering industry, irrespective of age, experience or training.

## On 'SATISFACTION OR REFUND OF FEE' terms

This remarkable book gives details of examinations and courses in every branch of Engineering, Building, etc., outlines the openings available and describes our Special Appointments Department.

## WHICH OF THESE IS YOUR PET SUBJECT?

### ELECTRONIC ENG.

Advanced Electronic Eng.—  
Gen. Electronic Eng.—  
Applied Electronics—  
Practical Electronics—  
Radar Tech.—  
Frequency Modulation—  
Transistors.

### ELECTRICAL ENG.

Advanced Electrical Eng.—  
General Electrical Eng.—  
Installations—  
Draughtsmanship—  
Illuminating Eng.—  
Refrigeration—  
Elem. Elec. Science—  
Elec. Supply—  
Mining Elec. Eng.

### CIVIL ENG.

Advanced Civil Eng.—  
General Civil Eng.—  
Municipal Eng.—  
Structural Eng.—  
Sanitary Eng.—  
Road Eng.—  
Hydraulics—  
Mining—  
Water Supply—  
Petrol Tech.

### RADIO & T.V. ENG.

Advanced Radio—  
General Radio—  
Radio & TV Servicing—  
TV Engineering—  
Telecommunications—  
Sound Recording—  
Automation—  
Practical Radio—  
Radio Amateurs' Examination.

### MECHANICAL ENG.

Advanced Mechanical Eng.—  
Gen. Mech. Eng.—  
Maintenance Eng.—  
Diesel Eng.—  
Press Tool Design—  
Sheet Metal Work—  
Welding—  
Eng. Pattern Making—  
Inspection—  
Draughtsmanship—  
Metallurgy—  
Production Eng.

### AUTOMOBILE ENG.

Advanced Automobile Eng.—  
General Auto. Eng.—  
Auto. Maintenance—  
Repair—  
Auto. Diesel Maintenance—  
Auto. Electrical Equipment—  
Gauge Management.

WE HAVE A WIDE RANGE OF COURSES IN OTHER SUBJECTS INCLUDING CHEMICAL ENG., AERO ENG., MANAGEMENT, INSTRUMENT TECHNOLOGY, WORKS STUDY, MATHEMATICS, ETC.

Which qualification would increase your earning power?  
A.M.I.E.R.E., B.Sc.(Eng.), A.M.S.E., A.M.I.P.E., A.M.I.M.I., A.R.I.B.A., A.I.O.B., A.M.I.Ex., A.R.I.C.S., M.R.S.H., A.M.I.E.D., A.M.I.Mun.E., C.ENG., CITY & GUILDS, GEN. CERT. OF EDUCATION, ETC.

BRITISH INSTITUTE OF ENGINEERING TECHNOLOGY  
316A ALDERMASTON COURT, ALDERMASTON, BERKSHIRE

## THIS BOOK TELLS YOU

- ★ HOW to get a better paid, more interesting job.
- ★ HOW to qualify for rapid promotion.
- ★ HOW to put some letters after your name and become a key man . . . quickly and easily.
- ★ HOW to benefit from our free Advisory and Appointments Depts.
- ★ HOW you can take advantage of the chances you are now missing.
- ★ HOW, irrespective of your age, education or experience, YOU can succeed in any branch of Engineering.

132 PAGES OF EXPERT CAREER - GUIDANCE

### PRACTICAL EQUIPMENT

Basic Practical and Theoretical Courses for beginners in Electronics, Radio, T.V., Etc., A.M.I.E.R.E. City & Guilds Radio Amateurs' Exam. R.T.E.B. Certificate P.M.G. Certificate Practical Electronics Electronics Engineering Practical Radio Radio & Television Servicing Automation

### INCLUDING TOOLS

The specialist Electronics Division of B.I.E.T. NOW offers you a real laboratory training at home with practical equipment. Ask for details.

## B.I.E.T.

You are bound to benefit from reading "ENGINEERING OPPORTUNITIES"—send for your copy now—FREE and without obligation.



## POST COUPON NOW!

TO B.I.E.T., 316A ALDERMASTON COURT, ALDERMASTON, BERKSHIRE.

Please send me a FREE copy of "ENGINEERING OPPORTUNITIES." I am interested in (state subject, exam., or career).

NAME .....

ADDRESS .....

WRITE IF YOU PREFER NOT TO CUT THIS PAGE

## THE B.I.E.T. IS THE LEADING INSTITUTE OF ITS KIND IN THE WORLD

Published about the 15th of the month by GEORGE NEWNES LIMITED, Tower House, Southampton Street, London, W.C.2, at the recommended maximum price shown on the cover. Printed in England by THE CHAPEL RIVER PRESS, Andover, Hants. Sole Agents—Australia and New Zealand: GORDON & GOTCH (A/sia) Ltd.; South Africa and Rhodesia: CENTRAL NEWS AGENCY LTD.; East Africa: STATIONERY & OFFICE SUPPLIES LTD. Subscription rate including postage for one year: To any part of the World £2 2s. 0d.



# ENGLANDS LEADING COMPONENT & EQUIPMENT CENTRES

## SOLID STATE-HIGH FIDELITY AUDIO EQUIPMENT


Mono or Stereo Audio. Equipment developed from Dinsdale Mk.II—each unit or system will compare favourably with other professional equipment selling at much higher prices.

COMPLETE SYSTEMS FROM **£15.5.0**

THE FINEST VALUE IN HIGH FIDELITY—CHOOSE A SYSTEM TO SUIT YOUR NEEDS AND SAVE POUNDS

All units available separately.

SEND FOR FREE BROCHURE (No. 21) TODAY! DEMONSTRATIONS DAILY AT '303' EDGWARE ROAD




## Acclaimed by everyone MAYFAIR ELECTRONIC ORGAN

A completely new development in portable electronic musical instruments and a new field for the home constructor. The 'MAYFAIR' produces a multitude of the most pleasing sounds with a wide range of tone colours suitable for classic or popular music. The organ is fully polyphonic, that is full chords can be played over the entire keyboard. Supplied as a kit of parts which includes 165 transistors, printed circuit panels, special fully sprung and depth of touch adjusted keyboard, attractive vynair covered cabinet with carry handle. A complete detailed and illustrated construction manual is provided with circuits and full parts list. All items may be purchased separately. All parts supplied are fully guaranteed. Full after sales service.



Once built the 'MAYFAIR' will then provide **ONLY 99 Gns.** years of enjoyable entertainment. Call in. See it and play it yourself.

ORGAN COMPONENTS	Deferred terms available.	BUILT AND TESTED
We carry a comprehensive stock of organ components for TRANSISTOR AND VALVE FREE PHASE designs	COMPLETE KIT Deposit <b>£29 19.0</b> . 12 monthly payments of <b>£7</b> . TOTAL <b>£113 19.0</b>	Deposit <b>£36 8.0</b> £9 Total <b>£144 8.0</b> RHYTHM UNIT <b>£59 10.0</b> pp 10/-
Ask for BROCHURE 9	EXPORT ENQUIRIES INVITED	



## INTEGRATED SOLID STATE TRANSISTOR POWER AMPLIFIERS

Complete with full Bass Treble, Volume and Selector Controls

### MA66 12 WATTS STEREO

We are pleased to offer two new designs with the choice of either mono or stereo systems. These BRITISH DESIGNED UNITS favour the user in so many ways, being suitable for use with all types of PICK-UPS, TUNERS, DECKS and MICROPHONES—with fantastic power and quality with far greater adaptability, with freedom for battery or mains operation. Output is from 3-16 Ohms. Whether you require a home or portable HI-FI installation electronic organ, P.A. System Intercom

MA66 will KILL THE BILL MA MONO **£8.10.0** OR THE STEREO **£16.10.0** OPTIONAL MAINS UNIT PS20 £2 6d pp 4/- Suitable for either mode.

Illustrated leaflets 12 and 13 FREE on request. Demonstrations Daily at our 309 Edgware Rd. Branch.

### SINCLAIR EQUIPMENT

IC10 Integrated Circuit	Amplifier	59/8
Z12 Amplifier		89/6
Micromatic (Kit)		49/6
Micromatic (Built)		59/6
P24 Power Unit		99/6
Stereo 25		£9 19/8
Q14 Speaker System		£7 19/6

All POST PAID. Delivery from stock.

### DO IT YOURSELF MW/LW PORTABLE

New printed circuit design with full power output. Fully tunable on both mw/lw bands. 7 transistors plus diode, push-pull circuit. Fitted 5" inch speaker, large ferrite aerial and Mullard transistors. Easy to build with terrific results. All local and Continental stations.

TOTAL COST **£6-19-6** P.P. 4/6 TO BUILD Send for Brochure 1

### NEW MODELS NOMBREX TRANSISTORISED Test Equipment

MODEL	PRICE	Leaflet
22 Power Supply	14 0 22	
30 Audio Generator	19 10 0 24	
31 R.F. Generator	12 10 0 25	
32 C.R. Bridge	10 10 0 26	
33 Inductance Bridge	20 0 0 29	

Send for descriptive illustrated Brochure.

### QUALITY CAR RADIOS

A precision engineered car radio that's perfect company for long hours on the road. Has quick push button operation for immediate station selection and choice of Medium or Long wave frequency. Output of 3½ watts ensures crisp top quality sound even at high motoring speeds. Includes full accessories and instructions.

POSITIVE NEGATIVE (EARTH) PRICE **£12 12 0** pp 4/6. MANUAL as above **£8 19 6**, but with single MW/LW Push Button.

### MULLARD 1 WATT AMPLIFIER

PORTABLE TRANSISTOR UNIT with volume control. Many uses: Intercoms, Babi-Alarms, Guitar Practice, Telephone or Record Player Amplifier. Optional Reame covered Wood cabinet 12" x 9" x 4" 12 6. 7 x 4 in speaker 17/8. Uses PP9 battery.

**45/-** 3 PP

Ask for Leaflet 2

### BUILD A QUALITY TAPE RECORDER

To get the best out of your MAGNAVOX DECK you need a MARTIN RECORDKIT. This comprises a special high quality 6 valve amplifier and pre amplifier which comes to you assembled on its printed circuit board—in fact everything needed down to the last screw FOR MAKING A SUPERB TAPE RECORDER, which when built, will compare favourably with instruments costing twice as much, yet you need no experience or technical skill to bring this about. THE INSTRUCTIONS MANUAL MAKES BUILDING EASY AND SUCCESS ASSURED.

2 Track 36 gns. 4 Track 39 gns. P.P. 2/6 either model.

Kit comprises: Deck Amplifier, Cabinet and speaker, with MICROPHONE 7 in 1 200 ft tape, spare spool.

ALL UNITS AVAILABLE SEPARATELY. ASK FOR BROCHURE 6

Today's Value **£60**

### VHF FM SUPERHET TUNER MKII

15 MULLARD TRANSISTORS & 4 DIODES. 300 Kc/s BANDWIDTH. PRINTED CIRCUIT CONSTRUCTION. HIGH FIDELITY REPRODUCTION MONO AND STEREO.

A popular VHF FM Tuner now used throughout the country for quality reception of mono-epic and with the decoder stereophonic broadcast casts. There is no doubt about it—VHF FM gives the real sound. Excellent stability, economically priced.

TOTAL COST **£8 19 6**. DECODER **£5 19 6**. (CABINET 20/- EXTRA). ASK FOR LEAFLET 3.

### NEW—MALLORY LONG LIFE MERCURY BATTERIES

50% OFF LIST PRICES

\*RM12 1.35 volts 3600 mA/H OUR PRICE 5/ each size 2" x 1 1/2" dia.

\*RM625 10.35 volts 350 mA/H Pack of 6 Size 2 1/2" x 1 1/2" dia OUR PRICE 10/- each.

Easily split into eight 1.35v cells. These cells are ideal for any application where SMALL SIZE HIGH CAPACITY and LONG LIFE are required.

QUANTITIES AVAILABLE

### GARRARD RECORD DECKS

BRAND NEW All below list price

2025 Mono/Stereo	9 9 0
300 LW with 9TAHC	10 0 0
SP25 Mk II	12 19 6
LAB80 Mk II	25 0 0
AT50 Mk II	14 0 0
3500 Mono/Stereo	12 19 6
40	28 0 0
AP75	21 0 0
SL55	12 10 0
SL65	16 10 0
SL75	32 10 0
SL95	41 0 0
A70 Mk II	12 12 0

Send for illustrated brochures 16, 17. Complete range of accessories available.

### MANUFACTURERS-DISTRIBUTORS

We publish a QUANTITY SEMI-CONDUCTOR BULLETIN listing over 500 different devices available FROM STOCK in medium to large quantities at BEEN PRICES coupled with PROMPT DELIVERIES.

TO OBTAIN YOUR COPY WRITE TO US (on Company headed notepaper please) requesting our SEMI-CONDUCTOR BULLETIN FOR TELEPHONE QUOTATIONS. PHONE (01) 723 1008/9 Extn. 4 (01) 723 0401 Extn. 4

We purchase medium to large quantities of Transistors and Devices excess to Manufacturers and Distributors requirements.

### TRANSISTORS—SEMICONDUCTORS

COMPLETELY NEW 1969 LIST OF 1000 types. Send for your FREE COPY TODAY. (list 36)

S.C.R.'s from 5/-

Field Effect Transistors from 9/6

Power Transistors from 5/-

Diodes and Rectifiers from 1/6

## HI-FI equipment to suit EVERY POCKET

VISIT OUR NEW HI-FI CENTRE at 309 EDGWARE RD.

for all leading makes

- AMPLIFIERS
- TUNERS
- DECKS
- SPEAKERS
- MICROPHONES
- TEST EQUIPMENT
- SYSTEMS

ALL WITH DISCOUNTS. Ask for Hi-Fi Stock List Leaflet 16 17. IT WILL PAY YOU TO PAY US A VISIT!

## Fully Illustrated CATALOGUE

COMPLETELY NEW 9th EDITION (1969)

The most COMPREHENSIVE—CONCISE—CLEAR COMPONENTS CATALOGUE

Complete with 10/- worth discount vouchers FREE WITH EVERY COPY

- \* 32 pages of transistors and semi-conductor devices, valves and crystals.
- \* 210 pages of components and equipment.
- \* 70 pages of microphones, decks and Hi-Fi equipment.

**6,500 ITEMS**

**320 BIG PAGES**

**Send today 7'6** Post etc 2/-

# HENRY'S RADIO LTD

OPEN MON.-SAT. 9 a.m.-6 p.m. THURS. 9 a.m.-1 p.m.

303 Edgware Road, London, W.2. Mail Order Dept all types of Components, Organ Dept. (01) 723-1008/9

309 Edgware Road, London, W.2. High Fidelity Sales, P.A. and Test Equipment, Record Decks(01) 723-6963