

Lead 82

PRACTICAL

ELECTRONICS

FEBRUARY 1967

PRICE 2/6

AUTO CALENDAR

WITH **SUNRISE** DATE CHANGE

FEBRUARY 1967

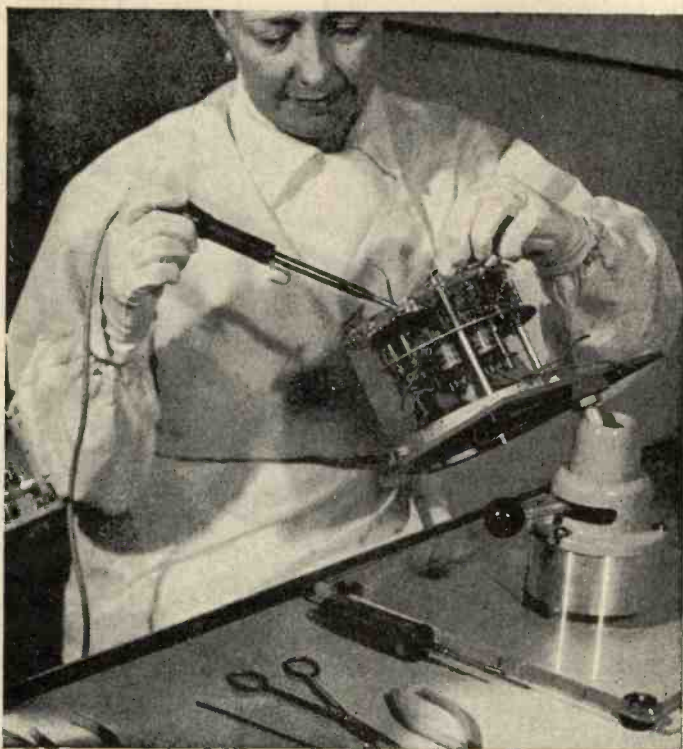
SUN	MON	TUE	WED	THU	FRI
			1	2	3
5	6				
12	13				
19	20				
26	27				



ADCOLA
PRODUCTS LIMITED
(Regd. Trade Mark)

**SOLDERING
EQUIPMENT**

Preferred by Experts



Photograph by the courtesy of Submarine Cables Ltd.

FOR SALES & SERVICE APPLY DIRECT TO:

**ADCOLA PRODUCTS LTD.
ADCOLA HOUSE
GAUDEN ROAD
LONDON, S.W.4**

**TELEPHONE:
MACaulay 0291/3**

**TELEGRAMS:
SOLJOINT, LONDON S.W.4**

ENORMOUS PURCHASE GUARANTEE. APPROX. HALF PRICE. WORLD FAMOUS MAKE

★ TAPE ★

We offer you fully tenmilled polyester/nylon and P.V.C. tapes of identical quality hi-fi, wide range recording characteristics as top grade tapes. Quality control manufacture. They are truly worth a few more coppers than acetate, sub-standard, joined or cheap imports. TRY ONE AND PROVE IT YOURSELF.

Standard Play		Long Play	
3in. 150ft. 2/3	3in. 225ft. 2/9	4in. 450ft. 5/6	5in. 900ft. 10/6
4in. 300ft. 4/8	4in. 450ft. 5/6	5in. 1,200ft. 13/-	7in. 1,800ft. 18/6
5in. 600ft. 7/8	5in. 1,200ft. 13/-	7in. 1,800ft. 18/6	

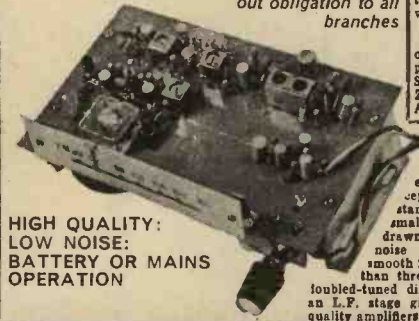
Double Play		Triple Play	
3in. 300ft. 4/-	4in. 900ft. 13/-	5in. 1,800ft. 25/-	5in. 2,400ft. 34/-
4in. 600ft. 8/-	5in. 1,200ft. 15/-	7in. 3,600ft. 44/-	
5in. 1,200ft. 15/-	7in. 3,600ft. 44/-		
7in. 2,400ft. 27/-			

Postage 1/- reel

Post Free less 5% on three reels. Quantity and Trade enquiries invited. NOTE. Large tape stocks at all branches.

Transistorised FM Tuner

CALLERS WELCOME Demonstration without obligation to all branches



HIGH QUALITY: LOW NOISE: BATTERY OR MAINS OPERATION

15 Watt TUNER AMPLIFIER KIT

14 TRANSISTOR consisting of FMT41 tuner and the excellent Sinclair Z12 (built) together with complete integrated control. Kit consisting complete vol. on/off treble and bass, component sets with complete connecting instructions and circuits, battery version

£13.19.0 or complete with AC mains power pack £17.18.6 STEREO VERSION with 2 Z12 amplifiers £18.10.0 A.C. STEREO £22.10.0

This beautifully compact 6 transistor machine (size 6 x 4 x 2 1/2 in.) will give quiet, more interference free reception. Months of use from a standard 9 volt battery or its small power requirements can be drawn from any amplifier. Low noise frequency changer with smooth 2 gang tuning feeding no less than three I.F. stages coupled to a double-tuned discriminator terminating in an L.F. stage giving ample output for all quality amplifiers.

avoid disappointment
ORDER NOW £8-10

BARGAIN PARCELS

Including variable condensers, I.F. coils, loud-speaker plugs/sockets, knobs, pots, condensers, resistors, nuts, bolts, cabinet fittings, switches, transformer choke, rectifier, transistors at a small fraction of list value. Due to heavy demand we are now packing them in several sizes—TRY ONE

3 lbs. (post 3/-) 9/6
7 lbs. (post 5/-) 17/6
14 lbs. (post 6/-) 29/6

STEREO FM HERE!



From Denmark's Largest Radio Factory

THE NEILSON 'ARENA' T1900H
All wave AF/PM stereo receiver amplifier, 5 wave bands. 2 sinus pressure-chamber speakers, 8 watts, four channel fully transistorised, natural oiled teak cabinet, internal/external speaker, A.F.C., FM & AM tuning controls, internal or external aerial, tape recorder, gram inputs, 200/250 v. A.C. operation tuning indicator, bass, treble volume 65 Gns. controls. Size 5 1/2 in. x 5 1/2 in. x 8 1/2 in. Or complete with Stereo Multipler, as stocked in all branches.



ARENA T1900F As above, less 59 Gns. speakers

ARENA Hi-Fi speakers stocked at all branches. CALLERS. Wide range of Hi-Fi equipment available at all branches. **W2 OFFER PACKAGE DEAL DISCOUNTS.** AM/FM 9 TRANSISTOR Due to enormous purchase we can offer these black/satin chrome receivers normally approx. 15 gns. covering full medium wave and F.M. bands. Built-in aerials, medium size, 9 1/2 Gns. with batt. ALL BRANCHES have a wide range of transistor sets from 55/- to £70.

ELPICO MONO PRE-AMPS
DPA15. Latest black/satin chrome finish multiple input channels selector, bass and treble controls. Matches all pick-ups and mikes. Provision tape recording. 4 Gns. Normally 10 gns. out price.

TRANSISTORS GUARANTEED TOP QUALITY
Mullard Matched Output Kits OC81D and 2-OC81 9/6
E.F. Kits OC44, OC45 (2) 3 transistors 9/6

HEAVY DUTY 14/20 WATT AMPLIFIER KITS
Famous make. Consisting integrated controls, high/gain pre-amp stages feeding EL34 push-pull output, G core transformers complete with instructions down to the last bolt. Current model at fraction of list price. 8 1/2 Gns.

SILICON H.T. RECTIFIERS
Guaranteed performance. Top makes. Tested 250v. working. 120 ma. 2/9 500 ma. 7/6 (3 for 6/6) (3 for 19/8)

SP25 ON PLINTH
Latest Garrard quality single player on Garrard matching plinth. Factory fresh. Unusual value at 11 1/2 Gns.

Value in VALVES GUARANTEED 3 MONTHS BY RETURN OF POST

Satisfaction or Money Back Guarantee on goods if returned unused within 14 days. ALL VALVES ARE NEW UNLESS OTHERWISE INFORMED. FREE TRANSIT INSURANCE. POSTAGE 1 valve 9d. 2-11 6d. per valve. Free over 12.

114	2/3	6G5GT	9/8	20P4	17/9	ECC88	9/8	GZ34	10/6	SP61	2/9
184	4/9	5L4G	8/6	2516GT	7/-	ECP80	7/8	KT13	12/-	T0D4	7/-
185	4/6	6L18	7/9	30F5	9/-	ECH21	10/-	KT88	27/6	U25	9/6
1T4	3/-	6L20	8/6	30FL1	9/-	ECH35	11/-	KT88	27/6	U28	9/6
2D21	5/8	6P25	12/-	30L15	11/6	ECH42	10/8	KTW61	5/9	U35	12/6
3A5	8/-	6P28	9/8	30P4	11/8	ECH81	8/8	KTW61	5/9	U37	11/-
3Q4	5/3	6G7G	7/-	30P12	9/-	ECH93	7/8	KT263	7/-	U87	12/6
6U4G	8/-	6G7GT	8/-	30P11	11/-	ECL80	5/8	MU14	7/-	U11	12/6
5Y3GT	6/6	6S17GT	6/8	35A5	9/6	ECL82	7/8	N37	9/6	U281	9/6
5Z4G	6/9	6S17GT	6/8	35L6GT	8/6	ECL83	10/8	N78	13/-	U282	15/6
5Z4GT	9/6	6U4GT	9/8	35W4	6/6	ECL86	9/8	N108	13/-	U328	8/6
630L2	9/8	6V6G	4/9	35Z4GT	5/9	EF36	4/9	PC88	9/8	U801	19/6
6A50	7/6	6V6GT	6/8	30L6GT	8/6	EF38	7/-	PC97	7/8	UABC80	8/6
6AK5	4/9	6X4	4/6	80	7/8	EF40	10/-	PC84	6/8	UAF32	7/8
6AQ5	5/-	6X5G	5/-	185BTA	19/6	EF41	9/-	PC85	7/8	UB41	8/6
6AT6	5/-	6X5GT	6/9	807	9/6	EF50	3/3	PC88	11/9	UBC41	8/6
6BA6	5/8	7B8	11/8	955	3/8	EF50	4/3	PC89	11/-	UBC81	6/6
6BE6	5/8	7B7	7/8	956	3/-	EF85	8/3	PC189	9/9	UBF80	7/8
6BE6	6/8	7C5	8/9	AZ31	9/6	EP88	7/8	PCP80	6/9	UBF89	7/8
6B16	7/-	7C8	7/8	CB131	19/8	EP89	6/8	PCF82	6/9	UCB1	10/9
6BR7	9/6	7H7	7/8	DAF96	7/3	EP81	3/8	PCF86	8/3	UC92	6/9
6BW6	7/6	7H7	14/8	DF96	7/3	EP183	8/-	PC182	7/9	UC85	7/8
6BW7	5/-	7Y4	7/-	DK92	8/8	EP184	8/-	PC183	9/8	UCF80	8/6
6C4	3/-	10C1	11/-	DL96	7/3	EL32	5/-	PC184	9/6	UCB1	10/9
6C5	5/8	10C2	12/6	DL92	6/-	EL33	12/-	PC185	9/8	UCB2	8/6
6C6	4/-	10F1	7/8	DL94	6/8	EL34	11/8	PC188	9/8	UCH81	7/-
6C9	11/-	10LD11	14/8	DL96	7/3	EL35	8/-	PL33	8/6	UCL82	8/6
6CD8G	17/-	10P13	9/8	EABC80	8/9	EL38	15/-	PL36	11/-	UCL83	10/6
6D6	4/-	10P14	9/8	EAF42	8/-	EL41	9/8	PL38	12/6	UF41	9/6
6E1	8/8	12AT7	4/8	EB41	4/8	EAL2	8/8	PL81	7/9	UF42	8/9
6E6G	5/8	12AU7	5/8	EB92	9/6	EL84	6/8	PL82	5/9	UF6	7/8
6F13	4/8	12AX7	6/-	EB33	7/8	EM80	7/-	PL83	6/-	UF89	8/9
6F14	7/8	12Z7GT	9/-	EB41	9/8	EM81	7/8	PL84	7/8	UL41	10/-
6F15	9/8	12K7GT	5/-	EB91	6/9	EM84	7/8	PY31	7/8	UL44	14/8
6F23	8/-	12K8GT	9/8	EBF80	7/9	EY51	7/8	PY32	9/6	UL48	10/6
6J5G	4/-	12Q7GT	6/8	EBF89	7/-	EY86	7/8	PY33	7/8	UL84	6/6
6J5GT	6/8	1487	14/8	EB121	11/-	EY88	8/3	PY80	5/9	UM80	9/8
6K6	3/8	18AQ5	5/8	EC040	9/6	EZ40	7/8	PY81	5/9	UT21	8/9
6K7G	5/8	20D1	8/8	ECC81	4/9	EZ41	8/8	PY32	5/8	UY41	7/-
6K7GT	9/6	20F2	9/8	ECC82	5/8	EZ80	5/8	PY83	5/9	UY85	5/8
6K7G	2/8	20L1	16/-	ECC83	6/-	EZ81	6/-	PY88	8/8	VR105	5/-
6K7GT	5/8	20P1	9/8	ECC84	7/-	FC4	8/-	PY80	7/-	VR150	5/-
6K8G	5/9	20P3	9/8	ECC85	5/9	GZ32	9/8	PZ30	9/6	Z86	7/9

Stockists of Leuk. Quad, Chapman, Goodman, Armstrong, Tripleton, Linear, Rogets, Trucox, Ferragraph, Wharfedale, etc. Post: 1 lb. 1/5, 1 1/2 lb. 2/6, 2 lb. 2/9, 4 lb. 3/3, 6 lb. 4/-, 14 lb. 5/6. All Mail Orders to Brighton please.

TECHNICAL TRADING

LONDON 10 Tottenham Court Road, W.1 Tel.: MUSEUM 2639
BRIGHTON Park Crescent Place Tel. 680722
SOUTHAMPTON 350-352 Fraddon Road Tel. 22034
WORTHING 72 East Street Tel. 25851
132 Montague Street Tel. 2585



POCKET MULTI-METER

Size 3½ × 2½ × 1½ in. Meter size 2½ × 1½ in. Sensitivity 1000 O.P.V. on both A.C. and D.C. volts. 0-15, 0-150, 0-1000. D.C. current 0-150mA. Resistance 0-100kΩ. Complete with test prods, battery and full instructions, 42/6. P. & P. 3/6. FREE GIFT for limited period only. 30 watt Electric Soldering Iron value 15/- to every purchaser of the Pocket Multi-Meter

CYLDON U.H.F. TUNER

complete with PC.88 and PC.86 Valves. Full variable tuning. New and unused. Size 4½ × 5½ × 1½. Complete with circuit diagram. 35/- plus 3/6 P. & P.



3 to 4 WATT AMPLIFIER



comprising chassis 8½ × 2½ × 1". Double wound mains

transformer, output transformer, volume and tone controls, resistors, condensers, etc. 6V6, ECC81 and metal rectifier. Circuit 1/6 free with kit. 29/6 plus 5/6 P. & P. The above Amplifier built and tested 10/6 extra.

MULTIPLEX DECODER

Now is your chance to benefit in full from the new B.B.C. stereo transmissions with our Multiplex Decoder. Design features: Highly efficient Mullard vinkor pot cores. Two semiconductor diodes. Double purpose valve. Printed circuit type construction high input impedance. Specification: Cross talk minus 26 db at 1 kc/s. Input requirements 0.5 - 1.5 RMS. Stability plus or minus 0.1%. Voltage requirements H.T. 190 - 250 volts. D.C. at 5 ma. Heaters 6.3 volts A.C. at 300 ma. Self powered unit shortly available, price to be announced. Size 5½ × 3½ × 1". Fully built and tested, price £4.4.0 plus 3/- P. & P. charges.

"MUSETTE" 6-TRANSISTOR SUPERHET PORTABLE RADIO

- ★ 2½" Speaker.
- ★ 6 Transistors Superhet Output 200 mw.
- ★ Plastic Cabinet in red, size 4½" × 3" × 1½" and gold speaker louvre.
- ★ Horizontal Tuning Scale.
- ★ Ferrite Rod Internal Aerial.
- ★ IF 460 Kc/s.
- ★ All components Ferrite Rod and Tuning Assembly mount on printed board.
- ★ Operated from PP3 Battery.
- ★ Fully comprehensive instructions and point-to-point wiring diagram.



39/6 Inc. carrying strap. Circuit Diagram 2/6— P. & P. 3/6 free with parts

- ★ Printed Circuit Board.
- ★ Tunable over medium and long waveband.
- ★ Car aerial and earpiece socket.

TRANSISTORISED SIGNAL GENERATOR

Size 5½" × 3½" × 1½". For IF and RF alignment and AF output, 700 c/s frequency coverage 460 Kc/s to 2 Mc/s in switched frequencies. Ideal for alignment to our Elegant Seven and Musette. Built and tested. 39/6. P. & P. 3/6.

ELEGANT SEVEN Mk. II

SPECIAL OFFER. 7" × 4" P.M. Speaker at no extra charge. Power supply kit to purchasers of 'Elegant Seven' parts, incorporating mains transformer, rectifier and smoothing condenser, A.C. mains 200/250 volts. Output 9v. 100 mA. 7/6 extra.

Buy yourself an easy to build 7 transistor radio and save at least £10.0.0. Now you can build this superb 7 transistor superhet radio for under £4.10.0. No one else can offer such a fantastic radio with so many de luxe star features.

- ★ De luxe grey wooden cabinet size 12½" × 8½" × 3½".
- ★ Horizontal easy to read tuning scale printed grey with black letters, size 11½" × 2".
- ★ High 'Q' ferrite rod aerial.
- ★ I.F. neutralisation on each separate stage.
- ★ D.C. coupled push pull output stage with separate A.C. negative feedback.
- ★ Room filling output 350mW.
- ★ Ready etched and drilled printed circuit board back printed for foolproof construction.
- ★ Fully comprehensive instructions and point to point wiring diagrams.
- ★ Car aerial socket.
- ★ Fully tunable over medium and long wave, 168-535 metres and 1250-2000 metres.
- ★ All components, ferrite rod and tuning assembly mount on printed board.
- ★ Full after sales service.
- ★ Parts list and circuit diagram 2/6, free with parts.

Shop Hours 9 a.m. - 6 p.m. Early Closing Wednesday

Our new branch at 323 EDGWARE ROAD, LONDON, W.2

IS NOW OPEN Personal shoppers only

All orders by post must be sent to our Acton Address

All enquiries stamped addressed envelope

RADIO & T.V. COMPONENTS (ACTON) LTD. 21D, HIGH STREET, ACTON, LONDON, W.3

the Wyndors Vanguard . . . the most versatile recorder at its price* offering so many outstanding features . . .

- 4 track-3 speeds —7 in. spools
- Separate Record and replay amplifiers
- Double play
- Sound-on-Sound
- Detachable lid fitted 8" speaker
- Tape Monitoring facility



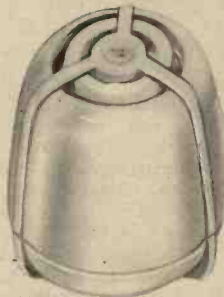
- Push button controls
- Recording meter and Playback indicator
- Straight through amplifier facility
- Bass, treble, volume and record gain controls
- Many other features

* All British and full value for money at only 59 gns. inc. 1800 ft. LP tape and Tape manual. (less mike).

Before you buy an ordinary tape recorder write for full details of the Vanguard and other models.

WYNDORS RECORDING CO. LTD. (Dept. PE1) Wyndors Works, Bellevue Road, Friern Barnet, London, N.11. ENT. 2226

SPECIAL OFFER of GUARANTEED NEW LUSTRAPHONE Moving-coil Microphones



Specification: Moving-coil Model LD61, medium impedance (nominal 600 Ohms at 1 kc/s) in cream plastic casing with a fabric blast guard, 9 ft. co-axial lead which can be extended to considerably greater lengths, fitted with a Belling-Lee co-axial plug—list price £3.7s.6d. Yours for only 26/-. This high quality mic. is omni-directional in the horizontal and approaches cardioid characteristic in the vertical planes. Frequency response approx. 70-12,000 cycles/sec. Sensitivity approx.—75 db (m).

The impedance of this microphone enables you to use it with a screened lead a hundred feet or more from your equipment without undue attenuation or hum pick-up.

A transistor adaptor can be easily made to use this mic. with practically any tape recorder or amplifier (circuit supplied).

26/- each Order NOW

Post Free in U.K. While Stocks last

Money Orders, Postal Orders or Cheques should be crossed and made payable to "Andrew Merryfield Ltd."

ANDREW MERRYFIELD LTD.

Dept. PL/804, 29 Wright's Lane, Kensington, London, W.8

NEW!



THE WORLD'S SMALLEST RADIO

Photograph shows actual size

SINCLAIR MICROMATIC

PROFESSIONALLY RIGHT IN EVERY DETAIL

- ★ ONLY ONE CONTROL
- ★ CALIBRATED DIAL
- ★ SIZE — 1½" x 1½" x ½"
- ★ POLISHED ALUMINIUM FRONT PANEL WITH SPUN ALUMINIUM DIAL
- ★ AMAZING RANGE POWER & SENSITIVITY
- ★ NEW CIRCUITRY
- ★ BANDSPREAD FOR EASY RECEPTION OF 'POP' STATIONS
- ★ A.G.C.
- ★ IN KIT FORM OR READY BUILT
- ★ 5 YEAR GUARANTEE

THE SINCLAIR MICROMATIC is a brand new design from an organisation world-famous for its production of micro-electronic equipment for constructors. It has behind it the Sinclair tradition of specialisation in micro-radio circuitry which, in the MICROMATIC, reaches fantastically high levels of performance. We have combined new circuitry with new elegance to make the SINCLAIR MICROMATIC professionally right in every detail whether you build it yourself or buy it complete in presentation case.

This makes the perfect personal radio, ready to serve wherever and whenever required. Its minutely proportioned

case houses transistors, ferrite rod aerial and batteries and yet is considerably smaller than an ordinary matchbox. The MICROMATIC has an elegantly designed aluminium front panel with matching calibrated slow motion dial. New circuitry assures reception from a wide range of stations over the medium waveband, with excellent selectivity and quality. Here is a new set you will be proud to be seen using; you will also find it an ideal gift to give anyone. YET THIS BRILLIANT NEW DESIGN IS THE EASIEST OF ALL SINCLAIR RADIO SETS TO BUILD—AND IT IS BRITISH!

TECHNICAL DESCRIPTION

The Sinclair Micromatic is housed in a neat plastic case with attractive aluminium front panel and aluminium tuning dial to match, calibrated in Kcs and metres.

Three special Sinclair transistors are employed in a six stage circuit of exceptional power and sensitivity. Two stages of powerful R.F. amplification are followed by a double diode detector from which the signal tuned in is passed to a high gain three stage audio amplifier. Automatic Gain Control counteracts fading from distant stations and maintains signal strength. The set is powered by two Mallory Mercury Cells Type ZM.312 which are readily obtainable from radio shops, Boots Chemists, Stores, etc., and cost 1/7 each. The cells will give approximately 70 hrs. continuous working life. Inserting the earpiece plug switches the set on, withdrawing it switches off.

Complete kit of parts to build Sinclair Micromatic including lightweight earpiece, case and instructions

59/6

Sinclair Micromatic ready built with lightweight earpiece, in presentation case.

79/6

FULL SERVICE FACILITIES AVAILABLE TO ALL SINCLAIR CUSTOMERS →

sinclair

SINCLAIR RADIONICS LTD., 22 Newmarket Rd., CAMBRIDGE

Order form and more Sinclair designs on pages following

Telephone 52996 (STD Code OCA3)



SINCLAIR STEREO 25 DE-LUXE PRE-AMP CONTROL UNIT

THE SINCLAIR STEREO 25 has been designed specially to ensure the highest possible standards of reproduction when used with two Z.12s or any other first class stereo power amplifier. Best possible components are used in the construction of this superb unit, whilst its appearance reflects the professional elegance characteristic of all Sinclair designs in hi-fi, radio and TV. The front panel of the Stereo 25 is in solid brushed and polished aluminium with beautifully styled solid aluminium control knobs. Mounting the unit is simple, and power is conveniently obtainable from the Sinclair PZ.3 which can also be used to supply two Z.12s to make a complete stereo assembly. Hi-fi enthusiasts seeking the ultimate in domestic listening will find all they want from this combination of Sinclair units. With a Micro FM for tuner, they will have an installation to compare favourably with anything costing from four to five times as much.

FOR USE WITH ANY GOOD STEREO SYSTEM

TECHNICAL SPECIFICATIONS

Performance figures obtained using Stereo 25, two Z.12s and a PZ.3.

- **SENSITIVITY** for 10 watts into 1.5 ohms load per channel. Mic.—2 mV into 50K ohms. Pick-up—3 mV into 50K ohms. Radio—20 mV into 4.7K ohms.
- **FREQUENCY RESPONSE** (Mic. and Radio)—25 c/s to 30 kc/s \pm 1dB extending to 100 kc/s \pm 3dB.
- **EQUALISATION** — Correct to within \pm 1dB on RIAA curve from 50 c/s to 20 kc/s.

TONE CONTROLS

- Treble +12dB to —10dB at 10 kc/s. Bass +15dB to —12dB at 100 c/s.
- **SIZE**—6 $\frac{1}{2}$ in.x2 $\frac{1}{2}$ in.x2 $\frac{1}{2}$ in. overall, plus knobs.
- **FINISH** — Front panel sectioned in brushed and polished solid aluminium with solid aluminium knobs. Black figuring on front panel.

BUILT, TESTED AND GUARANTEED

£9.19.6

"Although a complete novice to radio I was able to assemble it (Micro-FM) without undue difficulty thanks to your clear and lucid instructions. I receive all B.B.C. programmes and local.....very strongly."

H.T., Warrington, Lancs.
"Far more sensitive (Micro-FM) than many commercial models."

M.M. New Romney, Kent
"Z.12 received in perfect order. It is wonderful to hear records properly."

J. de H.S., London, N.2
"I consider your after sales service is excellent. I wish very much that other suppliers treated their customers in the way you do. I have tried out the Micro-FM with the Z.12 and my Quad speaker and am very pleased with the results."

H.A., London, N.6

SINCLAIR MICRO-FM

COMBINED FM TUNER AND POCKET FM RECEIVER



ANYONE CAN BUILD IT

- 7 TRANSISTORS
-
- NO ALIGNING
-
- PULSE COUNTING DISCRIMINATOR
-
- A.F.C.
-
- TUNES 88-108 Mc/s
-
- SIZE—less than 3" x 1 $\frac{1}{2}$ " x $\frac{3}{4}$ "

The unique, superbly engineered FM superhet is the only set in the world which can be used both as an FM tuner and an independent FM pocket receiver just whenever you wish. Problems of alignment have been completely eliminated making the Micro-FM ready for use the moment you have built it. The pulse counting discriminator ensures best possible audio quality; sensitivity is such that the telescopic aerial included with the kit assures good reception in all but the very poorest reception areas. The Sinclair Micro-FM will give you all you want in FM reception and the satisfaction of building a unique design that will save you pounds.

Complete kit, including transistors, case, aerial, earpiece, etc.


£5.19.6

FULL SERVICE FACILITIES AVAILABLE TO ALL SINCLAIR CUSTOMERS

sinclair

SINCLAIR RADIONICS LTD., 22 Newmarket Rd., CAMBRIDGE

Telephone 52996 (STD Code OCA3)




SINCLAIR Z.12

COMBINED 12 WATT HIGH-FIDELITY AMPLIFIER AND PRE-AMP

12 WATTS R.M.S. OUTPUT
CONTINUOUS SINE WAVE (24W. PEAK)

8 TRANSISTOR CIRCUIT WITH CLASS B ULTRALINEAR OUTPUT

IDEAL FOR HI-FI (STEREO OR MONO) CAR RADIO, ELECTRIC GUITAR, P.A., INTERCOM, ETC.



The amazing adaptability and rugged construction of this very powerful and exceptionally compact amplifier make it possible to use just one type of unit with outstanding success in an unusually wide variety of applications. Eight special H.F. transistors are used in a highly original circuit to achieve the characteristics demanded of any quality amplifier irrespective of price, yet this Sinclair unit costs well under £5, including its own integrated pre-amplifier. The Z.12 accepts radio, microphone and pick-up inputs. Detailed instructions for connecting

these in mono and stereo are given in the manual supplied with every unit. A number of different control networks are also shown. The Z.12 will operate efficiently from any supply between 6 and 20 V. d.c, making it very convenient to run the amplifier from a car battery. Where it is required to run the Z.12 from mains supply, the PZ.3 is recommended. Those wishing to have a ready made pre-amp control unit can feed inputs via the Stereo 25, which, with two Z.12s will provide the finest stereophonic hi-fi possible—and the saving in cost is fantastic.

TECHNICAL SPECIFICATIONS

- Size 3 in. × 1½ in. × 1½ in.
- Class "B" ultralinear output
- **RESPONSE** 15-50,000 c/s ± 1 dB.
- Suitable for 3, 7.5 or 15Ω speakers. Two 3Ω speakers may be used in parallel
- **INPUT**—2mV into 2kΩ
- **OUTPUT**—12 watts R.M.S. continuous sine wave (24 w. peak); 15 watts music power (30 w. peak)
- Signal to noise ratio better than 60dB.
- Quiescent current consumption—15mA.

Built, tested and guaranteed. Ready for immediate use. With Z.12 manual.

89/6

YOUR SINCLAIR GUARANTEE
If you are not completely satisfied when you receive your purchase from us, your money will be refunded at once in full and without question.

If you prefer not to cut this page, please mention PE.267 when writing your order.

PZ.3 MAINS POWER SUPPLY UNIT

This special power supply unit uses advanced transistorised circuitry to achieve exceptionally good smoothing. Ripple is a barely measurable 0.05 v. The PZ.3 will power two Z.12s and a Stereo 25 with ease.



79/6

A new Sinclair Set—see page 83



SINCLAIR RADIONICS LTD.
22 Newmarket Road, Cambridge 52996

To: **SINCLAIR RADIONICS LTD., 22 NEWMARKET ROAD, CAMBRIDGE**

Please send items detailed below:

NAME.....

ADDRESS.....

For which I enclose cash/cheque/money order

PE.267

LASKY'S RADIO

For the Finest Value and Service to HOME CONSTRUCTORS & ELECTRONICS ENTHUSIASTS

We consider our construction parcels to be the finest value on the home constructor market. If on receipt you feel not competent to build the set, you may return it as received within 7 days, when the sum paid will be refunded less postage.

TAPE RECORDERS

MAGNAVOX 363 DECKS

The very latest 3 speed model—1 $\frac{1}{2}$, 3 $\frac{1}{2}$, 7 $\frac{1}{2}$ i.p.s. available with either $\frac{1}{2}$ track or $\frac{3}{4}$ track head. Features include: pause control; digital counter; fast forward and rewind; new 4 pole fully screened induction motor; interlocking keys. Size of top plate: 13 $\frac{1}{2}$ x 11 x 5 $\frac{1}{2}$ in. deep below unit plate. For 200/250 v. A.C. mains, 50 c.p.s. operation. New unused and fully guaranteed.

LASKY'S PRICE $\frac{1}{2}$ track model **£10.10.0**

LASKY'S PRICE $\frac{1}{4}$ track model **£13.9.6**

Carriage and Packing 7/6 extra.

SPECIAL FOR OVERSEAS CUSTOMERS—the new Magnavox-Collaro 363 Decks for 110/125 v. 50 or 60 c.p.s. mains now available, prices as above. Post to any part of the world 35/-.

MARTIN RECORD/REPLAY TAPE AMPS.

Latest models now available from stock—for use with the Magnavox 363 Tape Deck

$\frac{1}{2}$ track model LASKY'S PRICE **£14.19.6**

$\frac{1}{4}$ track model LASKY'S PRICE **£15.19.6**

Carriage and Packing 4/6 extra

Optional extra: Control panel escutcheon to take deck and amplifier controls.

LASKY'S PRICE 12/6. Post and Packing 2/6.

SPECIAL INTEREST ITEMS!

SPECIAL PURCHASE—UHF/VHF T.V. TUNERS

Well known British makers' surplus stocks. Now available for the first time to the Home Constructor. Add 2/6 Post and Packing on each.

VALVE UHF MODEL (illustrated)

In metal case size 4 x 6 x 1 $\frac{1}{2}$ in. Fully tunable—complete with FCC86 and FCC88 valves. LASKY'S PRICE 29/6. Without valves 12/6

TRANSISTORISED UHF MINIATURE MODEL 1

Shielded metal case only 3 $\frac{1}{2}$ x 1 $\frac{1}{2}$ x 3 $\frac{1}{2}$ in. Fully tunable—complete with two AF 139 transistors. LASKY'S PRICE 39/6

TRANSISTORISED UHF MODEL 2

Metal case size 3 $\frac{1}{2}$ (plus spindle) x 2 $\frac{1}{2}$ x 1 $\frac{1}{2}$ in. Fully tunable with slow motion drive. Comp. with two AF186 transistors and leads. LASKY'S PRICE 25/6

TRANSISTORISED VHF TUNER

Sub-miniature turret type fitted with 12 sets of coils and 3 Mullard AF102 transistors in metal case size 3 x 1 $\frac{1}{2}$ x 2 $\frac{1}{2}$ in. LASKY'S PRICE 37/6

Add 2/6 Post and Packing on each.

MAKERS' SURPLUS TELEVISION IF AMPLIFIERS

38 Mc/s. Contains a large number of components, 1P transformers, resistors, capacitors, etc., and the following valves: 2PCF80, 1XB91, EF80, EF135 and EF154. Overall size 11 $\frac{1}{2}$ x 3 $\frac{1}{2}$ x 4" deep. Ideal for servicemen and experimenters. This IF amp. when used with the Valve model UHF Tuner (above) provides a suitable conversion for B.B.C.2. Circuit supplied.

LASKY'S PRICE 29/6 Post 2/6

SPECIAL PACKAGE OFFER

Free standing table cabinet, size 17 $\frac{1}{2}$ x 9 x 5 $\frac{1}{2}$ in., finished in medium Mahogany. Scale marked 21 to 68 (UHF band). Designed to accept the above IF Amplifier with space for a Valve UHF Tuner. Cabinet only 27/6 Post 3/6



Special Package Offer IF Amplifier, UHF Tuner with valves and Table Cabinet.

PACKAGE PRICE, 59/6 Post 6/-

WATER TEMP. THERMOSTATS

British made—orig. for use in high quality washing machine. range adjustable between 114°F and 230°F. Rating 200/250 V. A.C. 20 amps (also D.C. up to 125 V. A.). Size 2 $\frac{1}{2}$ x 3 $\frac{1}{2}$ x 1 $\frac{1}{2}$ with 18 in. capillary tube and 6 in. bulb. single hole fixing—3/16 in. spindle.

LASKY'S PRICE 15/- Post 2/-

207 EDGWARE ROAD, LONDON, W.2 Tel: PAD 3271
118 EDGWARE ROAD, LONDON, W.2 Tel: PAD 9789
33 TOTTENHAM CT. ROAD, LONDON, W.1 Tel: MUS 2605

The above branches open all day Saturday. Early closing Thursday.

Please address all Mail Orders and Correspondence to 3-15 Cavell Street, Tower Hamlets, London, E.1. Tel.: STE 4821/2

CONSTRUCTORS BARGAINS

The "Sixteen" Multirange METER KIT

This outstanding meter was featured by *Practical Wireless* in the Jan. '64 issue. Lasky's are able to offer the complete kit of parts as specified by the designer.

RANGE SPECIFICATION: D.C. volts: 0-2.5-50-250-500 at 20,000 Ω /V. A.C. volts: 0-2.5-50-250-500 at 1,000 Ω /V. D.C. current: 0-50mA, 0-2.5-50-250mA. Resistance: 0-2,000 Ω , 0-200k Ω , 0-20 M Ω . Basic movement: 40A f.s.d. moving coil. With universal shunt full scale deflection current is 50mA. Black plastic case—3 $\frac{1}{2}$ x 5 $\frac{1}{2}$ x 1 $\frac{1}{2}$ in. Controls: 12 position range switch; separate slide switch for A.C. volts—D.C. ohms; ohms zero adjustment pot, meter, meter zero. Power requirements: One 1.5v. and one 1.5v. battery. Complete with all parts and full construction details. H.P. Terms available.

LASKY'S PRICE **£5.19.6.** P. & P. 5/-



Data and circuit available separately, 2/6; refunded if all parts bought. Pair of batteries 2/- extra.

NEW—LASKY'S MINIATURE TRANSISTOR AMPLIFIER MODULES

Incorporating the very latest circuitry to provide high sensitivity and good quality in conjunction with extreme small size and compactness. High quality Newmarket transistors used throughout. All designed to operate on 9v. miniature battery. Add 1/- on each for post & packing

TYPE LRPC 1. 3 transistor. Input sens. 50 mV, output 150 mW, output imp. 40 Ω , size 2 $\frac{1}{2}$ x 1 $\frac{1}{2}$ x 1 $\frac{1}{2}$ in. PRICE 27/6

TYPE LRPC 2. 5 transistor. Input sens. 1mV, output 330 mW, output imp. 15 Ω , size 2 $\frac{1}{2}$ x 1 $\frac{1}{2}$ x 2 $\frac{1}{2}$ in. PRICE 22/6

TYPE LRPC 3. 5 transistor. Input sens. 5 mV, output 400 mV, output imp. 15 Ω , size 2 $\frac{1}{2}$ x 1 $\frac{1}{2}$ x 2 $\frac{1}{2}$ in. PRICE 25/-

TYPE LRPC 4. 5 transistor. Input sens. 150 mV, output 330 mV, output imp. 15 Ω , size 2 $\frac{1}{2}$ x 1 $\frac{1}{2}$ x 2 $\frac{1}{2}$ in. PRICE 22/6

TYPE LRPC 5. 6 transistor. Input sens. 8mV, output 3W, output imp. 3 Ω , size 5 $\frac{1}{2}$ x 1 $\frac{1}{2}$ x 1 $\frac{1}{2}$ in. PRICE 59/6

TYPE LRPC 6. Tape record/play back amp. (for use with self oscillating erase head). Output 750mW, output imp. 8 Ω . Size 4 $\frac{1}{2}$ x 2 x 1 $\frac{1}{2}$ in. LASKY'S PRICE 39/6

FULLY ENCAPSULATED MODULES

Special function modules—all one size 1 $\frac{1}{2}$ x 1 x 1 $\frac{1}{2}$ in. Complete with detailed function and installation instructions. Send S.A.E. for data.

TYPE FA-1. Public address amp. for use with carbon, crystal or Dynamic microphones. 3 Ω output imp. PRICE 30/-

TYPE GR-1. Gramophone amplifier—provides sufficient power to fill average room. 3 Ω output imp. PRICE 30/-

TYPE CO-1. Morse code practice oscillator—for use with morse key and 3 Ω speaker. PRICE 20/-

TYPE MT-1. Metronome module—provides audible and visual beat from 30 to 240 beats per minute (for use with 3 Ω speaker or ind. lamp). PRICE 22/6

SINCLAIR SUPER MINIATURE KITS

We stock the complete range. Write for details of package deals.

THE MICRO-6 miniature radio only 1 $\frac{1}{2}$ x 1 $\frac{1}{2}$ x 1 $\frac{1}{2}$ in. £2 19 6

THE MICRO-FM. (tuner/receiver) £5 19 6

THE X-20 20 watt P.W.M. amplifier Kit £7.19.8. Fully built £9 19 6

STEREO 25 pre-amp control unit fully built. £9 19 6

THE Z-12 12 watt amplifier and pre-amplifier. Fully built and tested. £4 9 6

PZ-3 power pack for Z-12 £3 19 6

VEROBOARD — High grade laminated board with copper strips bonded to it and pierced with holes.

Boards

42/1503 2 $\frac{1}{2}$ x 5 in. 3/11 Terminal pins—pkt. of 50 3/-

43/1504 2 $\frac{1}{2}$ x 3 $\frac{1}{2}$ in. 3/3 Spot face cutter tool 7/3

45/1507 3 $\frac{1}{2}$ x 5 in. 5/6 Pin inserting tool 9/6

46/1508 3 $\frac{1}{2}$ x 3 $\frac{1}{2}$ in. 3/11 Post 6d. Per item extra.

44/1505 3 $\frac{1}{2}$ x 17 in. 15/6 Orders of 10/- and over post free.

TRANSISTORS ALL BRAND NEW AND GUARANTEED

GET S1, GET 85, GET 86 2/6; 873A, 874P 3/6; OC45, OC71, OC81D 4/6; OC 44,

OC 70, OC 76, OC 81 5/6; pair (10/6); AF 117, OC 200 6/6; OC 42, OC 43,

OC 73, OC 82D 7/6; OC 201, OC 204 15/-; OC 205, OC 206 19/6; OC28 24/6;

OC 75 8/-.

TRANSFILTERS By BRUSH CRYSTAL CO. Available from stock.

TO-01B 465 kc/s. \pm 2 kc/s. TO-02D 470 kc/s. \pm 1 kc/s. 9/6 EACH

TO-01D 470 kc/s. \pm 2 kc/s. TF-01B 465 kc/s. \pm 2 kc/s.

TO-02B 465 kc/s. \pm 1 kc/s. TF-01D 470 kc/s. \pm 2 kc/s. Post 6d.

42 TOTTENHAM CT. ROAD, LONDON, W.1 Tel: LAN 2573
152/3 FLEET STREET, LONDON, E.C.4 Tel: FLE 2833

Both open all day Thursday. Early closing Saturday.

3-15 Cavell Street, Tower Hamlets, London, E.1. Tel.: STE 4821/2

LASKY'S FOR SPEEDY MAIL ORDER SERVICE

HA-63A COMMUNICATION RECEIVER OUTSTANDING VALUE



High class receiver covering 550 kc/s.-31 Mc/s. on 4 bands. Incorporates 7 valves plus rectifier, RF stage, illuminated '8' meter, 1.5V sensitivity, electrical breadboard on the 80/40/20/15 and 10 metre bands, slide rule dial, aerial trimmer, B.F.O., noise limiter, Output for phones or speaker. Operates on 110/220/240 v. A.C. Supplied brand new and guaranteed with manual. 24 gns. Carr. 10/-.

LAFAYETTE HA-55A AIRCRAFT RECEIVER



108-136 Mc/s. High selectivity and sensitivity. Incorporates 2 RF stages including 6CW4 Navigator, 8 tubes for 11 tube performance, solid state power supply, adjustable squelch control, slide rule dial, built in 4in. speaker and front panel phone jack. 220/240V. A.C. Supplied brand new and guaranteed. £19.76. Carr. 10/-, 108-176 Mc/s Ground Plane Antenna 59/6.

HA.52A FM RECEIVER. Covering 152-174 Mc/s. Identical in appearance to HA.55A. Built-in speaker, etc. £20. Carr. 10/-.

HAM-I. 4 BAND COMMUNICATION RECEIVER



4 wavebands covering 535 kc/s.-30 Mc/s 5-valve superhet circuit. Incorporates 8 meter, B.F.O., BANDSPREAD TUNING, BUILT-IN 4in. SPEAKER, FERRITE AERIAL and EXTERNAL TELESCOPIC AERIAL. Operation 220/240V. A.C. Supplied brand new with handbook. £19/15/0. Carr. 10/-.

GARRARD RECORD PLAYERS BRAND NEW AND GUARANTEED

5RP-12 Player, mono	24	4 0
1000 Changer, mono or stereo	25	5 0
2000 Changer, mono or stereo	26	6 0
A50 Changer, mono or stereo	27	10 0
3000 Changer—Stereo	27	7 0

All plus P. & P. 5/-.

AT6 Mark II	28	19 6
8P25 Player, mono or stereo	29	19 6
AT 60 Changer mono or stereo	29	19 6
AT 60 (less cart.)	219	19 0
LAB90	225	0 0
A401 Transcription	227	6 0

MAIN LONDON AGENTS FOR CODAR EQUIPMENT
All items available as advertised

SINCLAIR TRANSISTOR AMPLIFIERS

Z12 Amplifier 89/8; Z12 Power Pack 79/8; Stereo 25 Pre-Amplifier £2.19.6; Micro FM Radio Kits £5.19.6; Micro 6 Radio Kit 59/6; Micro Amp Kit 28/6. Post Paid.

TRANSISTORISED TWO-WAY TELEPHONE INTERCOM.



Operative over amazingly long distances. Separate call and press to talk buttons. 2-wire connection. 1000's of applications. Beautifully finished in ebony. Supplied complete with batteries and wall brackets. £8.10.0 pair. P. & P. 3/6.

2-WAY RADIOS

Superb quality. Brand new and guaranteed.

3 Transistor £5.15.0 pr.
4 Transistor £7.19.6 pr.
5 Transistor £8. 4.0 pr.
6 Transistor £9.19.6 pr.
6 Trans. De Luxe £17.10.0 pr.
10 Transistor £22.10.0 pr.
13 Trans. 500W £31.10.0 pr.
13 Trans. 1W £35.0.0 pr.

Post extra. These cannot be operated in U.K.

MODEL ZQM TRANSISTOR CHECKER

It has the fullest capacity for checking on A, B and Ico. Equally adaptable for checking diodes, etc. Spec. A: 0-7-0-9987. B: 5-200. Ico: 0-50 microamps, 0-5 mA. Resistance for diode 200Ω - 1 MEG. Supplied complete with instructions, battery and leads. 28/19/6. P. & P. 2/6.

VARIABLE VOLTAGE TRANSFORMERS

Brand New—Fully Shrouded. Input 230v. 50/60 c/s. Output 0-250 Volts.

1 Amp	£4.10.0
2.5 Amp	£5.17.6
5 Amp	£9.0.0
8 Amp	£13.10.0
10 Amp	£17.0.0
15 Amp	£18.10.0
20 Amp	£32.10.0

2.5 Amp Portable—Metal Case with Meter-Fuses, etc. 29/17/6.

SILICON RECTIFIERS


200 v. P.I.V. 200mA.	2/6
200 v. P.I.V. 6 amp.	5/6
400 v. P.I.V. 3 amp. (S.C.R.)	10/-
400 v. P.I.V. 3 amp.	7/6
1,000 v. P.I.V. 650 mA.	5/6
800 v. P.I.V. 500mA.	5/6
800 v. P.I.V. 5 amp.	7/6
400 v. P.I.V. 500mA.	3/6
70 v. P.I.V. 1 amp.	3/6
150 v. P.I.V. 165mA.	1/-
150 v. P.I.V. 25 amp.	19/6
700 v. P.I.V. 100 amp.	49/6

Discounts for quantities. Post extra.

TEST EQUIPMENT

PORTABLE OSCILLOSCOPE CT.52

A compact (9" x 8" x 16 1/2") general purpose scope. T/B 10 c/s-40 kc/s. Band width 1 Mc/s. Mullard DG 7/5 21" CRT. For operation on 200/250 v. A.C. Supplied complete with metal transit case, strap, test leads, and visor hood. Brand new. £22.10.0. Carr. 10/-.



OS/8B/U OSCILLOSCOPES

High quality Portable American Oscilloscope. 3" c.r.t. T/B 3 c/s-50 kc/s X Amp: 0-500 kc/s Y Amp: 0-2 Mc/s. Power requirements 105-125v. A.C. Supplied in brand new condition, fully tested. £25. Carr. 10/-.



TE-20 RF SIGNAL GENERATOR

Accurate wide range signal generator covering 120 kc/s.-260 Mc/s on 6 bands. Directly calibrated. Variable R.F. attenuator. Operation 200/240 v. A.C. Brand new with instructions. £12.10.0. P. & P. 7/6.

S.A.E. for details.

LAFAYETTE TE-46 RESISTANCE CAPACITY ANALYZER

2 PF—2,000 MFD. 2 ohms—200 Megohms. Also checks impedance, turns ratio, insulation 200/250V. A.C. Brand New £15. Carr. 7/6.

TE-900 20,000 Ω/VOLT GIANT MULTI-METER 6 in. full view meter. 2 colour scale. 0/2.5/10/250/1,000/5,000 V. A.C. 0/25/12.5/10/50/250/1,000/5,000 V. D.C. 0/50μA/100/1000/5000 mA/10 amp. D.C. 0/2K/200K/20 MEG. OHM. £12/19/6. P. & P. 5/-.



TE22 SINE SQUARE WAVE AUDIO GENERATORS

Sine 20 cps to 200 kc/s. on 4 bands. Square: 20 cps to 20 kc/s. Output impedance 5,000 ohms. 200/240 v. A.C. operation. Supplied Brand New and Guaranteed with instruction manual and leads. £15. Carr. 7/6.

NOMBREX EQUIPMENT

Transistorised Audio Generator 10-100,000 c/s. Sine or square wave. £16.15.0. Transistorised Signal Generator 130 kc/s. 350 Mc/s. £10.10.0. Transistorised resistance capacity bridge 1Ω. 100 MegΩ, 1 pf-100 pF. £9. Transistorised Induction bridge 1μN-100Ω. £18. Mains operated Transistor power supply unit, output 1-15v. up to 100 mA. £6.10.0. All above post paid with battery.

CLEAR PLASTIC PANEL METERS

First grade quality. Moving Coil panel meters, available ex-stock. S.A.E. for illustrated leaflet. Discounts for quantity. Available as follows: Type MR. 38P. 1 21/32in. square fronts.

100-0-100μA	27/6	200mA	22/6	100V D.C.	22/6
500-0-500μA	22/6	300mA	22/6	150V D.C.	22/6
1-0-1mA	22/6	500mA	22/6	300V D.U.	22/6
1mA	22/6	750mA	22/6	500V D.C.	22/6
2mA	22/6	1A D.C.	22/6	750V D.C.	22/6
5mA	22/6	2A D.C.	22/6	15V A.C.	22/6
10mA	22/6	5A D.C.	22/6	50V A.C.	22/6
20mA	22/6	3V D.C.	22/6	150V A.C.	22/6
50μA	32/6	10V D.C.	22/6	300V A.C.	22/6
100μA	29/6	20V D.C.	22/6	500V A.C.	22/6
200μA	27/6	150mA	22/6	50V D.C.	22/6
500μA	25/6				
50-0-50μA	29/6				

POST EXTRA. Larger sizes available—send for lists.

TE-51 NEW 20,000 Ω/VOLT MULTIMETER

0 / 6 / 60 / 120 / 1,200V. A.C.
0 / 3 / 30 / 60 / 300 / 600 / 3,000V. D.C.
0 / 60μA / 12 / 300 MA. D.C.
0 / 60K / 6 Meg. Ω
85/-, P. & P. 2/6.



MODEL TE-12

20,000 O.P.V. 0/0.6 / 6 / 30 / 120 / 600 / 1,200 / 3,000 / 6,000 V. D.C.
0 / 6 / 30 / 120 / 600 / 1,200 V. A.C. 0 / 60μA / 60 / 600 MA.
0 / 6K / 600K / 6 Meg. Ω
60 Meg. Ω 50 PF.
2 MFD. £219.6. P. & P. 3/6.



MODEL 505D. WITH METER PROTECTION.

20,000 o.p.v. 0/1.5/5/50/250/1,000 v. D.C. 0/2.5/10/50/250 1,000 v. A.C. 0/0.5/1.5/5/50/250 mA. 0/5K/50K/500K/5 meg. Ω. .0001—2 mfd.—20 —22 db. £5.19.6. P. & P. 3/-.



MODEL 500. 30,000 o.p.v.

0/1.5/1.2/5/10/25/100/250/500/1,000V. D.C.
0 / 2.5 / 10 / 25 / 100 / 250 500 / 1,000V. A.C.
0 / 50μA / 5 / 50 / 500mA. 12 amp. D.C.
0 / 60K / 6 Meg. Ω. 60. Meg. Ω. £8/17/6 Post Paid.

AMERICAN TAPE

First grade quality American tapes. Brand new. Discounts for quantities.

3in., 225ft. L.P. acetate	4/-
3 1/2in., 600ft. T.P. mylar	10/-
5in., 600ft. std. plastic	6/6
5in., 900ft. L.P. acetate	10/-
5in., 1,200ft. D.P. mylar	15/-
5in., 1,800ft. T.P. mylar	35/-
5 1/2in., 1,200ft. L.P. acetate	12/6
5 1/2in., 1,800ft. T.P. mylar	22/6
5 1/2in., 2,400ft. T.P. mylar	45/-
7in., 1,200ft. std. mylar	12/6
7in., 1,800ft. L.P. acetate	15/-
7in., 1,800ft. L.P. mylar	20/-
7in., 2,400ft. D.P. mylar	25/-
7in., 3,000ft. T.P. mylar	58/6

Postage 2/- Over £3 post paid.

CALLERS WELCOME!

Open 9 a.m. to 8 p.m. every day Monday to Saturday. Trade supplied.

G.W. SMITH & CO (RADIO) LIMITED

Phone: GERRARD 8204/9155
Cables: SMITHEX LESQUARE
3-34 LISLE STREET, LONDON, W.C.2


Why

NOT BUILD ONE OF OUR PORTABLE TRANSISTOR RADIOS...

FIRST FOR PERFORMANCE,
QUALITY AND PRICE!

BACKED BY OUR SUPER AFTER SALES SERVICE

"A wonderful range of transistor radios using first grade components for guaranteed results"



NEW ROAMER SEVEN Mk IV

Amazing performance and specification
FULLY TUNABLE ON ALL WAVEBANDS

7 WAVEBAND PORTABLE OR CAR RADIO

★ Now with PHILCO MICRO-ALLOY R.F. TRANSISTORS

● 9 stages—7 transistors and 2 diodes


Covers Medium and Long Waves, Trawler Band and three Short Waves to approx. 15 metres. Push-pull output for room filling volume from rich toned 7" x 4" speaker. Air spaced ganged tuning condenser. Ferrite rod aerial for M & L Waves and telescopic aerial for S Waves. Real leather-look case with gilt trim and shoulder and hand straps. Size 9" x 7" x 4" approx.

The perfect portable and the ideal car radio. (Uses PP7 batteries available anywhere.)

★ EXTRA BAND FOR EASIER TUNING
OF LUXEMBOURG, etc.

Total cost of parts now only **£5.19.6** P. & P. 5/6

Parts Price List and easy build plans 3/- (Free with kit)



NEW MELODY MAKER SIX

3 WAVEBAND PORTABLE. ● 8 stages. Six transistors and two diodes.

Covers Medium and Long Waves and extra Band for easier tuning of Luxembourg, etc. Top quality 3" Loudspeaker for quality output. Two RF stages for extra boost. High 'Q' 6" Ferrite Rod Aerial. Approx. 350 Milliwatts push pull output. Handsome pocket size case with gilt fittings. Size 6½ x 3½ x 1½ in. (Uses long-life PP6 battery). Carrying strap 1/6 extra.

This amazing receiver may be built for only

£3.9.6 P. & P. 3/6

Parts Price List and easy build plans 2/- (Free with kit)



NEW TRANSONA FIVE

"Home, Light, A.F.N. Lux. all at good volume"
G.P., Durham

● 7 stages—5 transistors and 2 diodes

Fully tunable over Medium and Long Waves and Trawler Band. Incorporates Ferrite rod aerial, tuning condenser, volume control, new

type fine tone super dynamic 2½ in. speaker, etc. Attractive case. Size 6½ x 4½ x 1¼ in. with red speaker grille. (Uses 1289 battery available anywhere.)

Total cost of all parts now only **42/6** P. & P. 3/6

Parts Price List and easy build plans 2/- (Free with kit)

POCKET FIVE

● 7 stages—5 transistors and 2 diodes.

Covers Medium and Long Waves and Trawler Band, a feature usually found in only the most expensive radios. On test Home, Light, Luxembourg and many Continental stations were received loud and clear. Designed round supersensitive Ferrite Rod Aerial and fine tone 2½ in. moving coil speaker, built into attractive black and gold case. Size 5½ x 1½ x 3½ in. (Uses 1289 battery, available anywhere.)

Total cost of all parts now only **42/6** P. & P. 3/6

Parts Price List and easy build plans 1/6 (FREE with Kit)



STOP PRESS!

Pocket 5 Med and Long wave version with miniature speaker

29/6 P. & P. 3/-



NEW ROAMER SIX

NOW WITH PHILCO MICRO-ALLOY R.F. TRANSISTORS

● 6 WAVEBAND!!

● 8 stages—6 transistors and 2 diodes

Listen to stations half a world away with this 6 waveband portable. Tunable on Medium and Long Waves, Trawler Band and two Short Waves.

Sensitive Ferrite rod aerial and telescopic aerial for short waves. Top grade transistors. 3-inch speaker, handsome case with gilt fittings. Size 7½ x 5½ x 1½ in. (Carrying Strap 1/6 extra.)

★ EXTRA BAND FOR EASIER TUNING OF LUX, ETC.

Total cost of all parts now only **£3.19.6** P. & P. 3/6

Parts Price List and easy build plans 2/- (Free with kit)


TRANSONA SIX

● 8 stages—6 transistors and 2 diodes

This is a top performance receiver covering full Medium and Long Waves and Trawler Band. High-grade 3 in. speaker makes listening a pleasure. Push-pull output. Ferrite rod aerial. Many stations listed in one evening including Luxembourg loud and clear. Attractive case in grey with red grille. Size 6½ x 4½ x 1½ in. (Uses PP4 battery available anywhere.) Carrying Strap 1/- extra.

Total cost of all parts now only **59/6** P. & P. 3/6

Parts Price List and easy build plans 1/6 (Free with kit)



MELODY SIX

● 8 stages—6 transistors and 2 diodes

Our latest completely portable transistor radio covering Medium and Long Waves. Incorporates pre-tagged circuit board, 3 in. heavy duty speaker, top grade transistors, volume control, tuning condenser, wave change slide switch, sensitive 6 in. Ferrite rod aerial. Push-pull output. Wonderful

reception of B.B.C. Home and Light, 208 and many Continental stations. Handsome leather-look pocket size case, only 6½ x 3½ x 1½ in. approx. with gilt speaker grille and supplied with hand and shoulder straps.

Total cost of all parts now only **£3.9.6** P. & P. 3/6

Parts Price List and easy build plans 2/- (Free with kit)



SUPER SEVEN

● 9 stages—7 transistors and 2 diodes

Covers Medium and Long Waves and Trawler Band. The ideal radio for home, car, or can be fitted with carrying strap for outdoor use. Completely portable—has built-in Ferrite rod aerial for wonderful reception. Special circuit incorporating 2 RF Stages, push-pull output, 3 in. speaker (will drive

large speaker). Size 7½ x 5½ x 1½ in. (Uses 9v battery, available anywhere.)

Total cost of all parts now only **£3.19.6** P. & P. 3/6

Parts Price List and easy build plans 2/- (Free with kit)

Callers side entrance
Barratts Shoe Shop.

RADIO EXCHANGE Ltd

Open 9—5 p.m.
Saturdays 9—12.30 p.m.

61a HIGH STREET, BEDFORD. Phone: 52367

HI-FI AMPLIFIERS — TUNERS — RECORD PLAYERS



FM TUNERS
FM-4U



TFM-1S

HI-FI FM TUNER. Model FM-4U. Available in two units. R.F. tuning unit (£2.15.0 incl. P.T.) with I.F. output of 10.7 Mc/s and I.F. amplifier unit, with power supply and valves (£13.13.0). Total Price Kit £16.8.0

HI-FI AM/FM TUNER. Model AFM-1. Available in two units which, for your convenience, are sold separately. Tuning heart (AFM-T1—£4.13.6 incl. P.T.) and I.F. amplifier (AFM-A1—£22.11.6). Printed circuit board, 8 valves. Covers L.W., M.W., S.W., and F.M. Built-in power supply. Total Price Kit £27.5.0 **STEREO DECODER** available, please see below.

Hear the BBC stereo FM programmes on the **TRANSISTOR STEREO FM TUNER.** Elegantly designed to match the stereo Amplifier, AA-22U. Available in two units, sold separately, can be built for a Total Price:
Kit (STEREO) £24.18.0 incl. P.T.
Kit (MONO) £20.19.0 incl. P.T.

10W POWER AMP.
MA-12



9 + 9W STEREO AMP.
S-99



HI-FI MONO AMPLIFIER. Model MA-12. 10W output, wide freq. range, low distortion. Use with control unit. Kit £12.18.0 Assembled £16.18.0

3 + 3W STEREO AMPLIFIER. Model S-33. An easy-to-build, low cost unit. 2 inputs per channel. Kit £13.7.6 Assembled £18.18.0

DE LUXE STEREO AMPLIFIER. Model S-33H. De luxe version of the S-33 with two-tone grey perspex panel, and high sensitivity necessary to accept the Decca Deram pick-up. Kit £15.17.6 Assembled £21.7.6

HI-FI STEREO AMPLIFIER. Model S-99. 9+9W output. Ganged controls. Stereo/Mono gram, radio and tape inputs. Push-button selection. Printed circuit construction. Kit £28.9.6 Assembled £38.9.6

TRANSISTOR MIXER. Model TM-1. A must for the tape enthusiast. Four channels. Battery operated. Similar styling to Model AA-22U Amplifier. Kit £11.16.6 Assembled £16.17.6



Make the most of your leisure time..

Here's the STEREO DECODER you have been looking for

Add Stereo RADIO to your listening pleasure at low cost. **FM DECODER SD-1.** This model will convert Heathkit valve (Mono) FM and AM/FM tuners to stereo. It can also be used with most other makes of FM tuner having facilities for multiplex output. Own built-in power supply. Compact, 3 1/4" x 3 1/4" x 9" deep. Kit £8.10.0. Assembled £12.5.0. Send for full specification details.



TRANSISTOR RECEIVERS



Oxford

"OXFORD" LUXURY PORTABLE Model UXR-2. Specially designed for use as a domestic or personal portable receiver. Many features, including solid leather case. Kit £14.18.0 incl. P.T.



UXR-1

TRANSISTOR PORTABLE. Model UXR-1. Pre-aligned I.F. transformers, printed circuit. Covers L.W. and M.W. Has 7" x 4" loudspeaker. Real hide case. Kit £12.11.0 incl. P.T.



GC-1U

JUNIOR EXPERIMENTAL WORKSHOP. Model EW-1. More than a toy! Will make over 20 exciting electronic devices, incl.: Radios, Burglar Alarms, etc. 72 page Manual. The ideal present! Kit £7.13.6 incl. P.T.

"MOHICAN" GENERAL COV. RECEIVER for Amateur or Short Wave listening. Send for leaflet. Kit £37.17.6 Assembled £45.17.6

TEST INSTRUMENTS

Our wide range includes:

3" LOW-PRICED SERVICE OSCILLOSCOPE. Model OS-2. Compact size 5" x 7 1/4" x 12" deep. Wt. only 9 1/2 lb. "Y" bandwidth 2 c/s-3 Mc/s ± 3dB. Sensitivity 100mV/cm T/B 20 c/s-200 kc/s in four ranges, fitted mu-metal CRT Shield. Modern functional styling. Kit £23.18.0 Assembled £31.18.0



OS-2

5" GEN.-PURPOSE OSCILLOSCOPE. Model 10-12U. An outstanding model with professional specification and styling. "Y" bandwidth 3 c/s-4.5 Mc/s ± 3dB. T/B 10 c/s-500 kc/s. Kit £35.17.6 Assembled £45.15.0

DE LUXE LARGE-SCALE VALVE VOLTMETER. Model IM-13U. Circuit and specification based on the well-known model V-7A but with many worth-while refinements. 6" Ernest Turner meter. Unique gimbal bracket allows operation of instrument in many positions. Modern styling. Kit £18.18.0 Assembled £26.18.0



VVM, IM-13U

AUDIO SIGNAL GENERATOR. Model AG-9U. 10 c/s to 100 kc/s, switch selected. Distortion less than 0.1%. 10V sine wave output metered in volts and dB's. Kit £23.15.0 Assembled £31.15.0

VALVE VOLTMETER. Model V-7A. 7 voltage ranges d.c. volts to 1,500. A.C. to 1,500 r.m.s. and 4,000 peak to peak. Resistance 0.1 Ω to 1,000M Ω with internal battery. D.C. input resistance 11M Ω. dB measurement, has centre-zero scale. Complete with test prods, leads and standardising battery. Kit £13.18.6 Assembled £19.18.6



V-7A

MULTIMETER. Model MM-1U. Ranges 0-1.5V to 1,500V a.c. and d.c.; 150 μA to 15A d.c.; 0.2 Ω to 20M Ω 4 1/2" 50 μA meter. Kit £12.18.0 Assembled £18.11.6



RF-1U

R.F. SIGNAL GENERATOR. Model RF-1U. Up to 100 Mc/s fundamental and 200 Mc/s on harmonics. Up to 100mV output. Kit £13.18.0 Assembled £20.8.0

SINE/SQUARE GENERATOR. Model IG-82U. Freq. range 20 c/s-1 Mc/s in 5 bands less than 0.5% sine wave dist. less than 0.15 μ sec. sq. wave rise time. Kit £25.15.0 Assembled £37.15.0



IG-82U

TRANSISTOR POWER SUPPLY. Model IP-20U. Up to 50V, 1.5A output. Ideal for Laboratory use. Compact size. Kit £35.8.0 Assembled £47.8.0

Prices and specifications subject to change without notice

WELCOME TO OUR LONDON HEATHKIT CENTRE
233 Tottenham Court Road, W.1

We open MONDAY-SATURDAY 9 a.m.-5.30 p.m.
THURSDAY ... 11 a.m.-2.30 p.m.
Telephone No.: MUSEUM 7349

WHEN YOU ARE IN TOWN, WE HOPE YOU WILL VISIT US THERE

TAPE AMPLIFIERS — TAPE DECKS — CONTROL UNITS

20 + 20W
STEREO
AMP.
AA-22U



**GARRARD
PLAYER
AT-60**



20+20W TRANSISTOR STEREO AMPLIFIER. Model AA-22U. Outstanding performance and appearance. Kit £39.10.0 (less cabinet). Attractive walnut veneered cabinet £25.50 extra. Assembled incl. cabinet, £59.15.0

GARRARD AUTO/RECORD PLAYER. Model AT-60, less cartridge £13.1.7. With Decca Deram pick-up £17.16.1 incl. P.T.

Many other Garrard models available, ask for Lists.

HI-FI MONO AMPLIFIER. Model MA-5. A general purpose 5W Amplifier, with inputs for Gram., Radio. Modern functional appearance. Kit £11.9.6 Assembled £15.15.0

WIDE RANGE OF HI-FI CABINETS, send for details.

For example:

MALVERN Kit £18.1.0 incl. P.T.



**TRUVOX
DECK**



**AM/FM
TUNER**

TRUVOX D-93 TAPE DECKS. High quality stereo/mono tape decks. D93/2, 1/2 track, £36.15.0 D93/4, 1/2 track, £36.15.0

TRANSISTOR INTERCOM. Models XI-1U and XIR-1U. A time-saving device for office, shop or for the home. Master unit XI-1U will operate up to 5 remote stations. Master, XI-1U Kit £11.9.6 Assembled £17.9.6. Remote, XIR-1U Kit £4.9.6 Assembled £5.18.0. Send for full specification leaflet.

MONO CONTROL UNIT. Model UMC-1. Designed to work with the MA-12 or similar amplifier requiring 0.25V or less for full output. 5 inputs. Baxandall type controls. Kit £9.2.6 Assembled £14.2.6

STEREO CONTROL UNIT. Model USC-1. Push-button selection, accurately matched ganged controls to ±1dB. Rumble and variable low pass filters. Printed circuit boards. Kit £19.19.0 Assembled £27.5.0

Enjoy building a Heathkit model



SPEAKER SYSTEMS



SSU-1

HI-FI SPEAKER SYSTEM. Model SSU-1. Ducted-port bass reflex cabinet "in the white". Two speakers. Vertical horizontal models with legs, Kit £12.12.0, without legs, Kit £11.17.6 incl. P.T.

The **BERKELEY SLIM-LINE SPEAKER SYSTEM,** fully finished walnut veneered cabinet for faster construction. Special 12" bass unit and 4" mid/high frequency unit. Range 30-17,000 c/s. Size 26" x 17" only 7 1/2" deep. Modern attractive styling. Excellent value. Kit £19.10.0 Assembled £24.0.0

COTSWOLD SPEAKER SYSTEMS. Outstanding performance for price. MFS: Size 36" x 16 1/2" x 14" deep. Kit £25.12.0 Assembled £33.17.0

STANDARD: Size 26" x 23" x 14 1/2" deep. Kit £25.12.0 Assembled £33.17.0



Berkeley

Complete your motoring pleasure with this outstanding car radio. Model CR-1.



Will give you superb LW and MW entertainment wherever you drive. Tastefully styled to harmonise with any car colour scheme. Available for your convenience in two parts. Can be built for a total price

Kit (excl. L.S.) £12.17.0 incl. P.T. Hi-Fi Loudspeaker £18.6 extra. Send for full details.

"AMATEUR" EQUIPMENT

80-10m TRANSMITTER, DX-40U. Power inputs 75W. C.W., 60W peak CC phone. Output 40W to aerial. Provision for VFO. Kit £29.19.0 Assembled £41.8.0

SSB ADAPTOR, SB-10U Kit £39.5.0 Assembled £45.18.0

AMATEUR BANDS RECEIVER. Model RA-1. To cover all the Amateur Bands from 160-10 metres. Many special features, including: half-lattice crystal filter; 8 valves; signal strength "S" meter; tuned R.F. Amp. stage. Kit £39.6.6 Assembled £52.10.0

160-10M TRANSMITTER, Model DX-100U. Careful design has achieved high performance and stability. Completely self-contained. Kit £81.10.0 Assembled £106.15.0

COMMUNICATIONS TYPE RECEIVER, Model RG-1. A high performance, low cost receiver for the discriminating listener. Frequency coverage: 600 kc/s-1.5 Mc/s and 1.7 Mc/s-32 Mc/s. Kit £39.16.0 Assembled £53.0.0

REFLECTED POWER METER and SWR BRIDGE, Model HM-11U. Indicates reliability, but inexpensively, whether the RF power output of your TX is being transferred efficiently to radiating antenna. Kit £8.10.0 Assembled £10.15.0



DX-40U



RA-1



HM-11U

LOW COST ANALOGUE COMPUTER, EC-1U

Excellent for training engineering, physics and maths students in the principles and applications of analogue computers. 9 d.c. operational amplifiers in one compact unit. Kit £97.8.0. Assembled £122.0.0. Full specification sheet available.



**SEND FOR THE LATEST
FREE CATALOGUE**



Deferred terms available in U.K. over £10.

Prices quoted are Mail Order Prices

To DAYSTROM LTD., Dept. P.E.2, Gloucester

Without obligation please send me

(Tick here)

FREE BRITISH HEATHKIT CATALOGUE.....

FULL DETAILS OF MODEL(S).....
(Please write in BLOCK CAPITALS)

NAME

ADDRESS

Please send FREE catalogue to my friend..

NAME

ADDRESS

P.E.2.

**YOU CAN
NOW BUY THE
WORLD'S FINEST
SPEAKER VALUE
DIRECT FROM**

R&A

The 700 Mark V Range

Specially designed to provide outstanding range, smoothness and uniformity of frequency response with freedom from self generated forms of distortion up to levels more than adequate for domestic listening. The speakers in this range all have a highly developed dual radiating system with optimum termination of both cones — voice coil impedance 15 ohms.



Power handling capacity in appropriate enclosures:—

- | | |
|---|--------------------------|
| 780 Mk. V | Price £3 . 19 . 7 |
| 8 in. 6 watts r.m.s. 12 watts peak. (inc. 11/7 P.T. and P. & P.) | |
| 7100 Mk. V | Price £4 . 14 . 3 |
| 10 in. 8 watts r.m.s. 15 watts peak. (inc. 13/9 P.T. and P. & P.) | |
| 7120 Mk. V | Price £4 . 18 . 6 |
| 12 in. 10 watts r.m.s. 18 watts peak. (No P.T. but inc. P. & P.) | |

Send for full technical data sheet with suggestions for enclosures to:

REPRODUCERS AND AMPLIFIERS LTD.
Frederick Street, Wolverhampton England

LOUD SPEAKER MANUFACTURERS TO THE
RADIO INDUSTRY SINCE 1930



Harmony in the home

RECORD HOUSING

Does your hi-fi cause disharmony in the home? Does it clutter up the room? Does it irritate your wife? Why not bring harmony into the home with Record Housing? Our Scan Equipment Cabinet (£8.80) with matching Loudspeaker Enclosure (£8.80) and Storage Units (£6.17.6) will blend harmoniously into any setting.


Whatever your set-up there's a Record Housing cabinet to meet your needs. Amplifiers, tuners, turntables, loudspeakers, records, tapes, tape decks, — and even a complete tape recorder—you name it — we'll house it! Send for fully illustrated catalogue describing over twenty different cabinets and U.K. stockists' List.



**FREE HI-FI
HOUSING ADVISORY
SERVICE**

RECORD HOUSING (Dept. P.E.2)
Brook Road, London, N.22. Tel.: BOWes Park 7487

**VIKING STEREO 4 + 4
HIGH QUALITY AMPLIFIER**



A high quality stereo amplifier, built to meet the requirements of budget Hi-Fi. Elegant styled cabinet in black rexine and woodgrained ends. Brushed aluminium panel, black and silver knobs. Quality components throughout. Ganged Bass and Treble controls, separate volume controls for each channel. Valves (Standard Model) 2 x ECL86 (De-Luxe Model) 1 x ECC83 (2) x ECL86. Output 3 ohms matching, suitable A.C. mains 230-240 volt. Cabinet size, 16 1/2 in. wide, 3 1/2 in. high, 8 1/2 in. depth. Full instructions and guarantee. Send for leaflet.

STANDARD MODEL (amplifier only) £11.11.0 plus 12/6 P. & P. and Ins.
DE-LUXE MODEL (amplifier only) £12.12.0 plus 12/6 P. & P. and Ins.
CABINET extra if required £1. 5.0
CABINET separately £1.15.0 plus 7/6 P. & P. and Ins.

VIKING 10-12. A twelve watt amplifier for use on 230-240 volt A.C. mains. Inputs suitable Microphone, Record Player, Tuner, Tape Recorder, etc. Printed circuitry. Five Mullard valves, reliable components. Front panel contains 2 Input Jacks, 2 Volume Controls, 1 Tone, Neon and On/Off switch. Designed to fit into same type and size cabinet as Stereo. Fully guaranteed. Send for leaflet.
 Price (amplifier less case) £7.19.6 plus 12/6 P. & P. and Ins.

VIKING X.P.15. A frustrated order offered at a fraction of cost (original price 39 gns.), 15 watts output. Suitable for 210-240 Volt A.C. mains. Attractive Black chassis with slotted Chromed steel top cover, size 15 x 7 1/4 x 7 1/2 in. 4 Input Jacks, 2 volume controls, 2 tone, 5 Mullard valves. Fully guaranteed. Send for leaflet.
 Price Complete £12.19.6 plus 12/6 P. & P. and Ins.

Famous **VIKING P.A. BASS AMPLIFIERS**, 15, 30, 40, 60 and 100 watts. Send for leaflet.

SPEAKER-ENCLOSURES — SPEAKERS — MICROPHONES — RECORD PLAYERS and TAPE DECKS. Send for leaflets.

Terms: C.W.O., C.O.D. Money back guarantee.

VIKING (ELECTRONICS) LTD. 37 HILLSIDE
STONEBRIDGE LONDON, N.W.10
Telephone: ELG 3644

STUPENDOUS OFFER

£11 FOR £2

Only recently sold for £10.19.8. Note these features: Long and Medium Wave. Long dial. Push pull output. A.V.C. and feed back. Ferrite aerial. Six transistors. Cabinet size 4 1/2 in. x 3 in. x 1 1/2 in. with carrying strap. You get everything you need and instructions. 39/6 plus 3/6 p. & p. Battery 1/9 extra. Data separately 2/6.



PP3 ELIMINATOR

Play your pocket radio from the mains! Have £s. Complete component kit comprises 4 rectifiers, mains dropper resistances, smoothing condenser and instructions. Only 6/6 plus 1/- post.

HI-FI SPEAKER BARGAIN

12in. High fidelity loud-speaker. High flux permanent magnet type with either 3 or 15 ohm speech coil. Will handle up to 10 watts. Brand new by famous maker. Price 29/6 with built-in tweeter 35/-, plus 3/6 post and insurance.



2 1/2kW FAN HEATER

3 heat positions to suit changes in weather: 1kW, 1 1/2kW and 2 1/2kW; also blows cold for summer, has thermostatic safety cut out. "Proper" price £5.17.6 Yours for only £3.15.0. Plus 7/6 post and insurance.



MAINS TRANSFORMER. Upright mounting with primary tapped 200, 220, 240 v. H.T. secondary in 250-0-250 v. at 100 mA. and it has two L.T. secondaries of 6.3 v. 1A. amp.—unused (removed from equipment), 15/- plus 3/6 post and insurance.

"C" CORE POTTED OUTPUT TRANSFORMER. Made by the famous "Parmeko" company these are the best money can buy—we can offer a bargain 15 watt rating, centre tapped primary with secondary for 3 ohm speaker. Potted and in black stove enamelled case for upright mounting these will make your amplifier or rig look perfect at only 12/6 plus 3/6 carriage and insurance—hurry for these.

1in. MEG. POTS. By Erie, standard 1in. spindle, 1in. long, 74d. each in doz. lots, otherwise 10d.

1/2in. MEG. POTS WITH D.P. SWITCH. Again by Erie. Standard size spindle 1in. length. 10d. each in doz. lots, otherwise 1/3 each.

MINIATURE PICK-UP. For pop records—this is made by Cosmocond—has a crystal cartridge and long play sapphire stylus—offered for less than the wholesale price of the stylus only—namely 3/9 each or 36/- doz.

MINIATURE RELAYS with removable covers. Very sensitive (will close on only 20 mA). Coil resistance 10,000 ohms—contacts are three sets; triple set for change over pair to open circuit and the third pair to close circuit—perfect order unused (removed from equipment). 7/6 each.

CAR CHARGER OUTFIT. 3/4 amp transformer and selenium full wave rectifier only 27/6 plus 3/6 post.

FLUORESCENT LIGHT KITS. Comprising choke, lampholders, starter and two chrome tube clips. 20 watt 19/6. 40 watt 11/6. 80 watt 17/8. 65 watt 19/6.

All 4/6 post.

SEMI-CONDUCTOR BARGAINS

Type No.	Price	Type	No.	Price	Type	No.	Price
2N1727	15/-	MAT101	8/6	OC71	5/-	4/-	
2N1728	10/-	MAT120	7/6	OC72	5/-	6/-	
2N1742	25/-	MAT121	8/6	OC75	6/-	5/-	
2N1747	25/-	OA5	5/-	OC76	5/-	5/-	
2N1748	10/-	OA10	6/-	OC77	7/-	7/-	
AC107	9/-	OA47	3/-	OC78	5/-	5/-	
AC127	9/-	OA70	2/-	OC78D	5/-	5/-	
AC117	8/6	OA79	2/6	OC81	5/-	5/-	
AC118	5/6	OA81	2/6	OC82	5/-	5/-	
AC119	6/6	OA85	3/-	OC82	5/-	5/-	
AC120	5/6	OA90	2/6	OC83	5/-	5/-	
AC121	6/-	OA91	2/6	OC84	6/-	6/-	
AC122	4/6	OA200	3/3	OC139	8/6	8/6	
AE114	7/-	OA202	4/3	OC140	12/6	12/6	
AF115	8/6	OC22	15/6	OC170	5/-	5/-	
AF116	7/-	OC23	17/6	OC171	5/-	5/-	
AF117	5/-	OC24	22/6	OC200	9/-	9/-	
AF118	12/6	OC26	7/6	OC201	12/6	12/6	
AF139	17/8	OC28	15/-	OC202	13/6	13/6	
AF186	19/8	OC29	17/8	OC203	12/6	12/6	
AE112	15/-	OC35	12/6	OC271	19/8	19/8	
AS221	15/-	OC36	15/6	ORP12	8/6	8/6	
BC107	14/6	OC42	6/6	ORP60	5/-	5/-	
BY100	5/6	OC44	5/-	SB078	8/6	8/6	
BY213	7/6	OC45	4/-	SB050	8/6	8/6	
MAT100	7/8	OC70	4/-	SB251	10/-	10/-	

The above is a list of the more popular types in stock—we can also supply almost every semi-conductor made—please send 1/6 for comprehensive list and equivalent data.

HEAT & LIGHT UNIT

Bring luxury to your bathroom—have comforting heat where you now only have light—all the parts to build a full size (16" diameter) model are now available—you will build it in an hour—12" 750 watt circular silica glass encased element, opal bowl for up to 100 watt lamp—non-rust spun reflector, white enamelled base heatshield, pull switch. Magnificent unit as sold normally at £4.5.0 only 49/6 plus 7/6, post and insurance.




SUPERTONE G.C.V.

Saves you work—It's partly built

Like its predecessors this latest Companion has full A performance—such as only a good wooden cabinet and biflux speaker can give, and due to its being partly built you will have it going in an evening. Note these features:

- All Mullard Transistors including 3 x AF117.
- Two-tone Cabinet, size 11 x 8 x 3 in.
- All circuit requirements; Push-Pull output, A.V.C. and feedback, etc.
- Printed circuit board all wired only connections, e.g. to Volume control—W.C. Switch and Tuning Condenser.
- Pre-aligned I/F stages complete with full instructions. Price only £3.19.6 plus 6/6 post and insurance.



THIS MONTH'S SNIP

This month's snip is the famous Garrard model 3000 complete with ceramic cartridge. The outstanding feature of this record player is its low mass arm which facilitates excellent tracking characteristics and reduces record wear to a minimum. Size 13 1/2" wide X 11 1/2" front to rear clearance 4 1/2" above and 2 1/2" below deck. Supplied complete with complete kit required and service sheet. Price £79.8 plus 7/6 carriage and insurance.

INFRA-RED HEATERS

Make up one of these latest type heaters. Ideal for bathroom, etc. They are simple to make from our easy-to-follow instructions—uses silica encased elements designed for the correct infra-red wavelength (3 microns). Price for 750 watts element, all parts, metal casing as illustrated, 21/6, plus 3/6 post and ins. Pull switch 3/- extra.



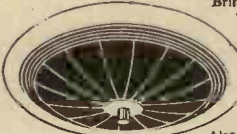
F.M. TUNER

of exceptional quality, giving really fantastic results with virtually no noise. Suitable for mains or battery operation. 6 transistors, three I.F. stages, double tuner discriminator. Complete, new and built up all ready to work on chassis. Size 6" x 4" x 2" with tuning scale and slow motion drive. A £12.12.0 tuner for only £8.10.0.



NOW INSTANT START CIRCULAR FLUORESCENT

Brings sunshine into your home. 150 watts of light but uses only 40 w. Beautiful fittings with glass, non-plastic centre, fluorescent tube and choke control. Made by Philips. Regular price £4.15.0. Special Bargain price 65/-, plus 8/6 c. and ins. Please state colour of glass centre, white, pink, blue, red, black, yellow or cream. Also whether plug into lamp holder or ceiling mounting model. 80 watt model 89/6. Plus 10/- carr. and ins.



3M SCOTCH TAPE

Brand new, unused and guaranteed perfect and not second in any way—a connoisseur's tape on normal spools. Standard Play 5in. 600ft. 9/- 8in. 900ft. 11/6 7in. 1,200ft. 15/- 13in. 1,800ft. 23/- £3 post free. otherwise add 2/- post and insurance.

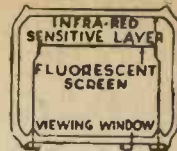
MAINS TRANSISTOR POWER PACK

designed to operate transistor sets and amplifiers. Adjustable output 6v.-9 to 12 volts for up to 800mA (class B working). Takes the place of any of the following batteries, PP1, PP3, PP4, PP6, PP7, PP9, and others. Kit comprises: mains transformer-rectifier, smoothing and load resistor, 5,000 and 500 mfd. condensers, zener diode and instructions. Real snip at only 14/6, plus 3/6 post.

BATTERY CHARGER—FREE

9v. Nickel Cadmium Battery type PP3 (fits all popular pocket transistors). Can be recharged 800 times. Price with free battery charger, kit only 37/- p. & 1.3/-. Chargeable replacements also in stock for U7 12/6, U12 32/-.

SNIPERSCOPE



Famous war-time "cat's eye" used for seeing in the dark. This is an infra-red image converter cell with a silver cesium screen which lights up (like a cathode ray tube) when the electrons released by the infra-red strike it.

A golden opportunity for some interesting experiments. 5/- each, post 2/-. Date will be supplied with cells if requested.

FLUORESCENT SNIP

Your opportunity to instal non-flicker strip lighting at silly price—this month we offer the famous A.E.I. (Mazda) instant start lighting transformer suitable for one 4ft. 40 watt tube. This transformer is listed at over £7, but this month you can buy the complete kit comprising instant start choke/transformer, two tube ends and two Terry clips to hold tube. Special snip price only 14/6 plus 4/6 post and insurance—don't miss this tremendous bargain.

TUBULAR HEATERS

New and unused made by G.E.C.—rated at 60 watts per foot—these are ideal in airing cupboards, bedrooms, offices, stores, greenhouses, etc.—curtains or papers can touch them without fear of scorching or fire. Supplied complete with fixing brackets and available in the following sizes. Prices which are about quarter of list price includes carriage by B.R.S. 4ft. 30/-; 10ft. 36/-; 12ft. 42/-; 8ft. 20/-; 6ft. 16/-; 12ft. 42/-; 10ft. 36/-; 8ft. 20/-; 6ft. 16/-.

THERMOSTATS

Type 'A' 15 amp. for controlling room heaters, greenhouses, airing cupboard. Has spindle for pointer knob, quickly adjustable from 30°-80°F. 9/6 plus 1/- post. Suitable box for wall mounting, 5/-, P. & P. 1/-.

Type 'B' 15 amp. This is a 17in. long rod type made by the famous Buvic Co. Spindle adjusts this from 50°-550°F. Internal screw alters the setting so this could be adjustable over 30° to 1,000°F. Suitable for controlling furnace, oven, kiln, immersion heater or to make flamestat or fire alarm, 8/6 plus 2/9 post and insurance.

Type 'D'. We call this the Ice-stat as it cuts in and out at around freezing point. 2/3 amps. Has many uses, one of which would be to keep the loft pipes from freezing if a length of our blanket wire (16 yds. 10/-) is wound round the pipes. 7/6, P. & P. 1/1.

Type 'E'. This is a standard refrigerator thermostat. Spindle adjustments cover normal refrigerator temperature, 7/6 plus 1/- P. & P.

Type 'F'. Glass encased for controlling the temp. of liquid—particularly those in glass tanks, vats or sinks—thermostat is held (half submerged) by rubber sucker or wire clip—ideal for fish tanks—develops and chemical baths of all types. Adjustable over range 30°F to 150°F. Price 18/- plus 2/- post and ins.

750 mW TRANSISTOR AMP.

4 transistors including two in push-pull input for crystal or magnetic microphone or pick-up—feed back loops—sensitivity 5 mV.

PRICE 19/6
Post and ins. 2/6
Speakers 3in. 12/6; 5in. 13/6; 6in. x 4in. 14/6.

PHOTO ELECTRIC KIT

All parts to make light operated switch/burglar alarm/counter, etc. Kit comprises printed circuit, Laminated Boards and chemicals, Latching relay, Infra-red sensitive Photocell and Hood, 2 Transistors, cond., Terminal block. Plastic case. Essential data, circuits and P.C. chassis plans of 10 photo electric devices including auto. car parking light, modulated light alarm. Simple invisible ray switch—counter—stray light alarm—warbling tone electronic alarm—projector lamp stabiliser, etc., etc. Only 39/6 plus 2/- post and insurance.

MULTI PURPOSE-NEON TEST UNIT

Robust, useful and instructive—test insulation—capacity—continuity—resistor—volume controls—also acts as signal injector and L.T. fault finder—kit comprises neon indicator, 4 way water switch, ebonic tubes, resistors, condensers, terminals, etc., with diag. only 9/6 plus 2/- post and insurance.

Where postage is not definitely stated as an extra then orders over £3 are post free. Below £3 add 2/9.

ELECTRONICS (CROYDON) LIMITED
(Dept. PE), 102/3 TANTWORTH ROAD, CROYDON, SURREY (Opp. W. Croydon Stn)
also at 266 LONDON ROAD, CROYDON, SURREY

GET A HOME RADIO CATALOGUE NOW!
PREVENTS THAT "THINKING FEELING"



Dr. Killlem "Now then Mr. Sparks, what (smiles encouragingly) seems to be the trouble?"

Patient "I get these awful headaches doc!"

Dr. Killlem "Oh yes! Well now let me see — have you a hobby?"

Patient "Yes . . . ham radio."

Dr. Killlem "Does it give you any worries?"

Patient "Well, yes and no . . . as far as the actual construction goes NO —but where to get hold of all the components I need . . . YES."

Dr. Killlem "Oh I see, this is obviously another case of catalogue starvation. Now just send this prescription along to Home Radio of Mitcham, and they'll soon get you perfectly in tune." (Exit patient jubilant).

The Prescription: Take one Home Radio Catalogue Annually.

Are you tired, listless, dispirited, head-achy and unable to get all your components easily and quickly? Then follow Dr. K's advice and send today for the Home Radio Catalogue. (We regret it cannot be obtained on the National Health.) All the same you do get 218 pages, 6,000 items, 1,000 illustrations for 7/6 plus 1/6 P. & P. Every catalogue contains 5 vouchers each worth 1/- if used as directed, which makes it wonderful value. For a quick cure send the coupon today, enclosing your cheque or P.O. for 9/-.

Please write your Name and Address in block capitals

Name.....

Address.....

.....

.....

.....

Home Radio Ltd., Dept. PE, 187 London Road, Mitcham, Surrey

CAREERS IN ENGINEERING

It may at first seem out of place for a hobby magazine to concern itself with the subject of careers. A hobby after all is supposed to be an activity pursued for pleasure and quite apart from one's normal occupation. It is also usually, but not necessarily, distinct in character from the daily job of work.

Since a considerable number of our readers are still at school, and since an even larger number are undoubtedly parents, we feel there are certain good reasons for focusing attention here on the opportunities that exist for a career in electronics.

Every day advertisements for electronic engineers in the National Press make abundantly clear the fact that demand exceeds supply. But if the shortage of qualified engineers is serious today how much more acute will this become in the vital years ahead as the horizons of technology—especially electronics—broaden out still further?

Now, at last, a determined effort has been made to contact those youngsters who will soon be making decisions concerning their future. The staging of the Engineers' Day Exhibition at the Science Museum in London during the last Christmas holiday period was an excellent idea. If attendance is any criterion, its success would seem assured.

This exhibition sponsored by the Ministry of Technology contained exhibits by some 20 national industries and Government departments. The school boy (and school girl) visitors for whom it was primarily intended had the opportunity of learning something about the day to day activities of the engineer—often from first hand as well as from the visual displays.

The electronics-minded found an amazing variety of doors open to them. They will be able to practice their skill or art in environments as diverse as medical research or coal mining; in rail transport or in the armed forces; or perhaps in the field of atomic and nuclear research or radio communications. When the vast variety of opportunities in the non-nationalised sector of our economy is also taken into account, the choice awaiting qualified engineers is truly staggering.

And finally, to those who may hesitate to mix business and pleasure, a word or two of reassurance: no need to fear that once one becomes a professional, the pleasures of amateur electronics will disappear. Electronics is a BIG subject, you know.

THIS MONTH

CONSTRUCTIONAL PROJECTS

VERSATILE BLOCKING OSCILLATOR	97
AUTO CALENDAR	107
DOORBELL REPEATER	118
RECORDING LEVEL INDICATOR	130
CAR BURGLAR ALARM	137

SPECIAL SERIES

THE ELECTRONIC ORGAN—3	99
CLASSIC COMMUNICATION RECEIVERS—R1155	128

GENERAL FEATURES

STICK-ON WIRING	96
LASERS	102
FREQUENCY DIVISION	122
SILICON PLANAR TRANSISTORS	141

NEWS AND COMMENT

EDITORIAL	95
THE 73 PAGE	112
MARKET PLACE	115
AUDIO TRENDS	121
BOOK REVIEWS	125
ELECTRONORAMA	126
MEETINGS	134
NEWS BRIEFS	146
DETACHED PARTICLES	149
READOUT	150

*Our March issue will be published on
Friday, February 17*

STICK-ON WIRING

A RELATIVELY new proprietary brand of circuit wiring technique, which is versatile in experimental work, is now available to readers from Peak Sound (Harrow) Limited.

It has been given the name "Cir-kit" because it is quite a simple way of making a component layout match closely to its associated circuit diagram, therefore making checking, circuit reading, and fault location so much easier.

Cir-kit is generally obtained in sheet form and strip. The sheet can be cut to almost any required shape with a pair of scissors or metal shears. Curved, angular, and straight strips can be cut from the sheet. Both sheet and strip forms have an adhesive backing and protective paper. Hence the copper can be stuck to laminated plastics, cardboard, wood or similar insulating material.

It is possible to arrange crossed over-lapping strips, frequently seen on circuit diagrams, without short-circuit risks; not easily achieved with conventional printed circuit board without connecting link wires.

HOW TO USE

A series of photographs is shown here to illustrate how Cir-kit is actually applied to the s.r.b.p. board.

Cut one of the required lengths of copper strip (or cuttings from the sheet); stick down before proceeding to the next piece. Do not remove the paper backing until after cutting (1); maximum protection is still given to the adhesive until it is required to be stuck in position. No moistening of the adhesive is required.

It is not necessary to drill any holes until the whole layout is complete. This way the adhesive will have a better chance to settle. If a mistake is made the strip can still be lifted and adjusted without spoiling it or the board.



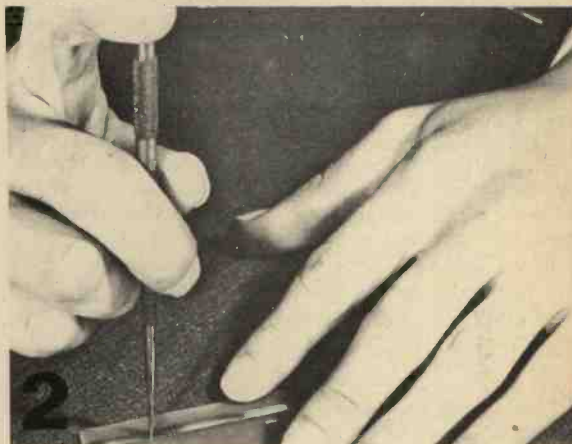

When satisfied that each piece is correctly laid, smooth down all the strips firmly, then mark the hole positions with a scribe on the copper (2).

Use a small sharp drill (No. 60) to take the component wires (3). It is possible that a burr will form on the adhesive side of the copper during drilling and lift it slightly from the board. If this does happen, press down firmly again. Do not worry too much about this as the soldered wires will ultimately hold the copper quite firmly. The adhesive may become temporarily softened by heat and the copper again may lift slightly. Wait for it to cool and press down again firmly into position.

It is best to use the soldering iron in the same manner as with transistor leads, i.e. a hot iron applied quickly to avoid excessive overheating (4).

Crossovers can be effected by building up the circuit on both sides of the board or by placing one strip over another. The makers claim that the adhesive acts as an insulator, but to be quite sure it is better to leave the paper backing on where the top piece overlaps the underneath strip.

Where high component density is necessary the sheet material can be stuck on the laminate. Instead of etching the waste areas, cut them and peel them off, leaving a "printed circuit" appearance. ★



Versatile Blocking Oscillator

by G.M. HARVEY

FROM one simple basic circuit configuration three versions of a blocking oscillator can be built using Cir-kit stick-on wiring to provide a useful test signal injector, a morse practice oscillator, and an electronic siren.

BASIC CIRCUIT

The basic configuration is shown in Fig. 1. To this may be added a few components as described later to give the required function.

The heart of these three projects is an astable blocking oscillator; the transformer T1 provides regenerative feedback, by phase inversion, from the collector to the base of TR1. The pulse repetition frequency of this oscillator is a function of the product of the base resistor chain (R1, VR1, R2) and the capacitor C1 and, as such, a considerable degree of pitch variation is obtained through varying the potentiometer VR1.

The waveshape characteristics, in the process of blocking and relaxing, are ramp or sawtooth at the base and pulse at the collector with a negative pip on the trailing edge. See Fig. 2.

SIREN

In Fig. 3 is shown the siren circuit. Here, C2 is an electrolytic capacitor connected between the junction of R1 and VR1, and battery positive. The open primary terminal of T1 is connected via a small 3 ohm loudspeaker to battery negative. Switch S2 is used to disconnect the battery from the timing circuit. R1 and C2 in this configuration provide a time constant so that an increasing voltage to the base progressively raises the pitch of the note until charging is completed.

With the release of S1, capacitor C2 now replaces the battery and discharges through VR1, T1, R2, and the base/emitter diode of TR1 the whole action providing a

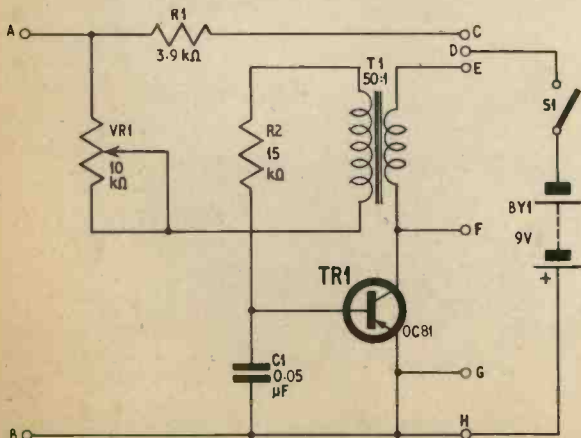



Fig. 1. Basic circuit to which must be added certain components as shown in Figs. 3, 4 and 5



slow pitch decay. The setting of VR1 will be a compromise between final pitch and decay rate and is therefore arbitrary. A possible application of this novelty would be to inject some realism into those toy electric motor car circuits that are proving so popular.

MORSE OSCILLATOR

In the morse practice oscillator (Fig. 4) C2 is omitted and C1 is changed to 100pF. This circuit runs at a frequency of about 1,000c/s with a range of pitch adjustment provided by VR1. S2 can be made a morse key to switch on the oscillatory action of the circuit.

SIGNAL INJECTOR

Finally, we come to the test signal injector which provides again an audio signal of about 1,000c/s. The




Fig. 2. Waveforms at base and collector of TR1

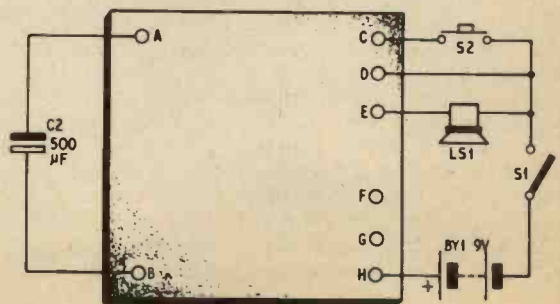


Fig. 3. Basic board plus components for making up the siren

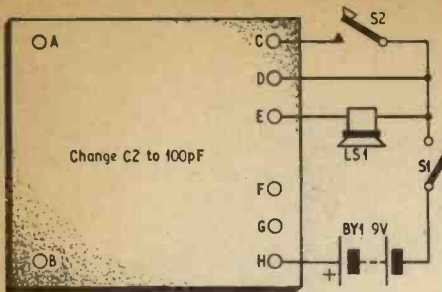
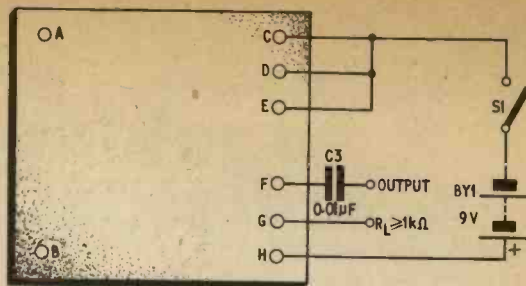


Fig. 4 (left). Morse oscillator set-up. S2 is a morse key

Fig. 5 (right). Signal injector. The output is taken from F and G, via C3



loudspeaker is shorted out, the output being taken via capacitor C3 from the collector. See Fig. 5.

The signal content is harmonically broad as the output pulse is sharp edged and of brief duration, a characteristic of the blocking oscillator, and as such could be used for fault finding in a.f. and r.f. stages.

When unloaded, the output voltage was 4 volts peak-to-peak with no substantial reduction at loads down to 1 kilohm. Below this value the output falls rapidly.

This demonstrates the excellent practicability of this injector as a valve and transistor circuit tester. To use it to test a radio or audio amplifier, a probe from C3 should be applied to the valve grid pin or transistor base. C3 should be rated at a high voltage (about 350V) to avoid accidental damage to TR1 from valve circuits. The test piece common line is connected to TR1 emitter.

The volume control of the unit under test should be turned to a maximum and signal injection should be applied to the output stage, then progressively to each preceding stage until the faulty or inoperative stage has been discovered; this of course becomes evident by the disappearance of the signal.

To check that this injector circuit is functioning, there should be an audible whistle coming from the transformer. If this is not working, the connections to one of the transformer windings should be reversed to correct the feedback phase.

CONSTRUCTION

Make up the basic circuit first as shown in Fig. 6 using the Cir-kit technique described on page 96. Then add the extra components required referring to the appropriate circuit diagram in Fig. 3, 4, or 5. ★

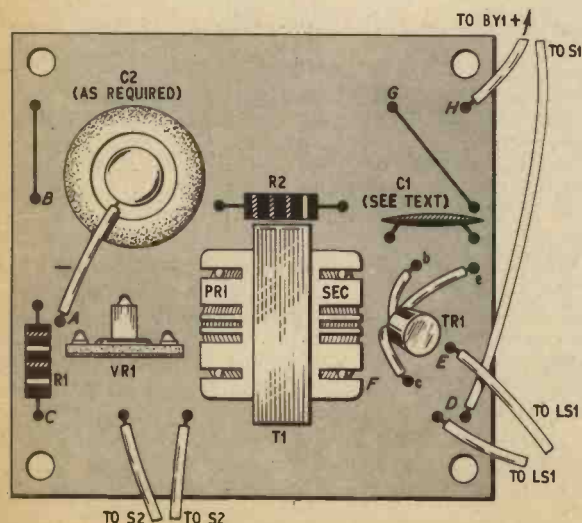


Fig. 6. Component layout of the basic board. Connections for C2, LS1, S1, S2 and BY1 as required are shown. C3 would be connected to F

COMPONENTS . . .

Resistors

R1 3.9k Ω R2 15k Ω
Both 10% ½ watt carbon

Potentiometer

VR1 10k Ω linear carbon preset skeleton

Capacitors

C1 0.05 μ F disc ceramic 20V
or 100pF disc ceramic 20V (see text)
C2 500 μ F elect. 15V
C3 0.01 μ F ceramic 750V (Radiospares Hi-K)

Transformer

T1 50 : 1 "Miniature" output transformer (Radiospares)

Transistor

TR1 OC81 (Mullard)

Switches

S1 Single-pole on/off toggle
S2 Single-pole push button switch or Morse key (see text)

Miscellaneous

BY1 Battery 9V type PP9
LS1 3 Ω 3in diameter loudspeaker (see text)
Cir-kit copper "wiring" kit (see page 96)
P.V.C. wire, tinned copper wire




Fig. 7. Copper Cir-kit stuck on the underside and soldered



THE ELECTRONIC ORGAN

By ALAN DOUGLAS, Sen. Mem. I.E.E.E.

PART THREE

THE CONSOLE: MANUALS and PEDALBOARD

THE organ is the only keyboard instrument in which the feet are used to play notes as well as the hands. Therefore the feet cannot be used to help to balance the body. All organists know that some consoles are extremely comfortable to play, others never seem right. This is because the proportions of the different parts are not properly related.

GOOD CONSOLE DESIGN

Fig. 3.1 shows a section of a good three manual console design and you will notice several things. Both upper manuals are slightly inclined to the horizontal, the top one having a little more rake. The bottom one is parallel with the ground. All proper organ keys are the same size so far as the visible parts are concerned.

But you can see that each manual overhangs the next to a definite extent and is also spaced away from its neighbour by a known amount. If an organ were to have four or five keyboards, some of these dimensions would change slightly, showing how critical it is to assure comfort.

One often sees statements claiming that a console is made to Royal College of Organist's (RCO) standards, but in fact there are no RCO standards except that an agreed design was reached for a pedalboard many years ago and we can certainly call this an RCO pedalboard. However there are many slight variants on this in existing pipe organs. The Incorporated Society of Organ Builders is now working on dimensions for a standard console.

It is obvious that, feet being larger than fingers, more space must be allowed between pedal keys than between manual keys. To prevent the reach for the furthest away keys becoming too great for comfort, these are inclined towards a point behind the centre of the bench. However, this would still make it uncomfortable if the keys were flat, as the knee would be bent up too much in the centre of the pedalboard. Therefore a position is found where middle D is comfortable, then each key to the left or right is progressively raised slightly so that, at the extreme ends, only a limited leg extension is required.

To relate these things, we go back to Fig. 3.1 and drop a plumb line from Mid D to the pedal key below. This should be D₁₅. The whole pedalboard is then moved fore or aft until the distances shown are reached. All

CHURCH ORGAN DESIGNATIONS

Now, having assembled the parts which will control the organ, we begin to see the difference between the church and theatre approach. In our Fig. 3.1, we could call the manuals, from the top downwards: upper, middle, lower; or, swell, great, choir; or solo, main, accompaniment.

All these designations appear in the literature; why so? Well, the first example is certainly non-committal and quite logical; but it is little used. The second example can only refer to the church organ because these names have been so used for several hundred years. This is a good opportunity to explain these names. The swell manual is an expressive one, so called because the sound "swells out" when shutters regulating the volume of enclosed pipes associated with this manual *only* are operated. The middle keyboard, the great, was not always so called; but at all times it has been the main source of sound and to this end, no pipes on it are ever enclosed so none can be altered in volume. The lower keyboard is a later addition to the pipe organ and is called the choir because it contains a selection of quietly voiced stops to accompany singing (of a choir, not a full congregation). This manual is often enclosed, that is, has moveable shutters enclosing pipework to regulate the sound; but-equally, it is often not enclosed.

You can see from the above that each keyboard is a complete organ, with its own independent pipes, though some of these can be interconnected by mechanical means.

THE MIGHTY WURLITZER

When we examine the last category, we find an entirely different conception of organ playing. When the late Robert Hope-Jones, with his usual prophetic imagination, saw that the silent film needed a new form of sound accompaniment, he met with a very chilly reception from the British organ builders—in spite of the fact that he was an accomplished organ builder and had many fine instruments to his credit, some of which are still in regular use. So he wasted no time but went to the Rudolph Wurlitzer company in New York, who welcomed him with open arms. This was the start of the "mighty Wurlitzer", the most successful and beautifully engineered of all theatre organs.

Now Hope-Jones started life as a telephone engineer, so he knew a great deal about relays and the idea of miles of wire did not daunt him at all. And this is the crux of the whole thing; the theatre pipe organ is an

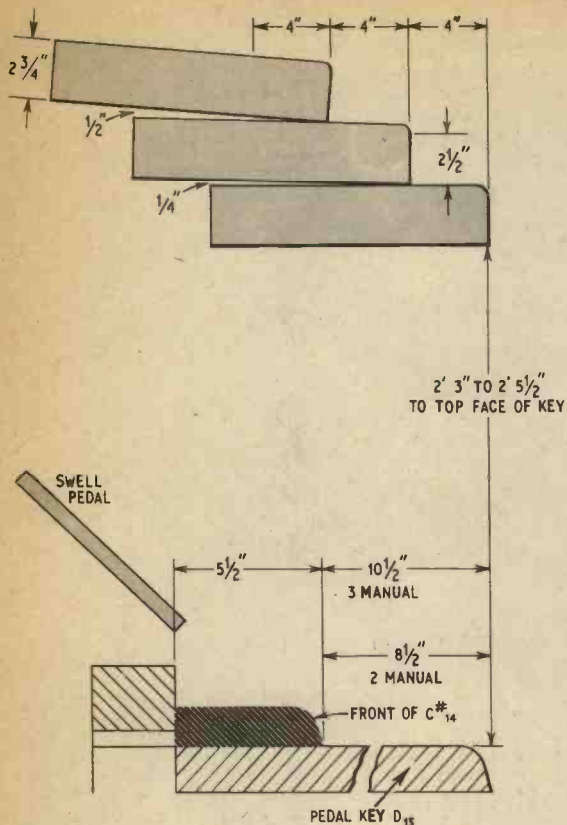



Fig. 3.1. This sectional drawing shows the critical dimensions in a three manual console

these measurements added together give an excellent playing balance, but of course there are shorter and taller people and they can generally accommodate themselves by means of an adjustable bench.

A great many small organs have short stub pedals of 13 notes compass and these include all the undesirable features of the flat pedalboard. No proper use can be made of published organ music with these elementary devices and this is indeed an example of spoiling the ship for a hap'orth of tar. But for the rhythmic fan they appear to be adequate.



The horseshoe type console of a modern Compton theatre organ

electro-mechanical switching system capable of instantly connecting or cross-connecting almost any conceivable tonal arrangement by pressing buttons. Included in these tonal schemes were cymbals, drums, gongs, even full-sized pianos. Non-tonal adjuncts were train and boat whistles, sirens, motor horns, wind and wave noises, bird calls, rain, thunder and various other effects useful in the cinema. All had to work with precision, reliability and the correct loudness. Hope-Jones called this his "unit orchestra".

Therefore, whereas in a church organ each keyboard has its own pipes, Hope-Jones put his sets on unit chests, which merely means that anything which made contact with this chest could operate all the pipes thereon. So it was quite easy to make the chests "float", in other words, all the chests would appear on all manuals and pedal and be playable from all. So there was now no difference between the sounds possible on the various manuals, and they were called solo and accompaniment; the other manual (if used) being sometimes called "main", sometimes nothing at all.

So, with fully floating action there was no need for couplers except perhaps from manual to pedal, since this department alone had larger and more massive low pitched pipes which could not be played in chords.

COLOUR CODING FOR STOPS

Hope-Jones also at this time (55 years ago) introduced his colour-coding system for stops, which is still in use, and he also designed the large and comfortable stop key found on theatre consoles. This system uses white for flutes, tibias, and diapasons; red for reeds of all kinds; yellow or amber for string tones; black for non-tonal stops, e.g. tremulants, etc. Incidentally, why the name *stop*? Again, we go back nearly 400 years to find the "wooden shaft which, when pressed in, stopped the wind from entering that set of pipes".

The foregoing should help the reader to understand why the different parts of the organ are so named, and naturally with pipes we would expect a very different kind of sound from the two types; but with electronics, this is not so likely to be so, since only in the most elaborate and costly organs would we find separate generators for each rank, i.e. an exact correspondence with pipes. More than likely, we would find a worse state of affairs, where one set of generators has to be shared out amongst all the tonal requirements of the organ. So let us have a quick look at generating methods.

ELECTRONIC GENERATING METHODS

It is taken for granted that we are not interested in precision-made electro-mechanical systems and must concentrate on static electronic circuits. So, there are only two forms open to us; those having an *independently tuned oscillator for every note*; and those in which only the notes of the top octave are independently tuned, all other notes being obtained by *frequency division*. There is something to be said for both, and indeed organs by the most eminent makers use both systems.

All readers are aware that some organ voices are smooth and luscious; some are thin and keen; yet others are sonorous and reedy. Does this not suggest it is going to be rather hard to form all of these from one single kind of waveform, no matter what its shape? It is done, of course, but as a rule the circuitry is formidable and some restrictions are necessary. Or, alternatively, all the voices become degraded and lose fidelity. Then again, we have to be able to mix stops;



Modern Wurlitzer organ, fully transistorised

if all come from a common waveform there can be considerable losses.

But these factors are not so important as the basic and inescapable fact that in a pipe organ—church or theatre—one does not hear all the sounds at the same instant and that, although perhaps in theory the harmonic content is equally regulated for each pipe in each stop, it is not so in fact and in any event the pipes do not stand in tune for more than a few hours. Thus we find innumerable small beats and phase differences which impart a great richness to the sound.


Now in a system having independently tuned oscillators we get just this, if these oscillators use inductances. Small differences in the iron/air ratio, stacking factor, grain orientation, etc. provide differences in harmonic amplitudes which can be used to great effect. Naturally these oscillators cannot be sinusoidal, but it is possible to retain a sinusoidal tank circuit, which is good for stability, and obtain some 40 harmonics elsewhere in the circuit. Of course, one could be very clever and use grain-oriented laminations or powdered iron cores; and at once these advantages disappear. There is an economic limit to the number of these so-called free-phase oscillators one can use, but we can profitably form the main core of the organ with this circuitry.

FREQUENCY DIVIDER SYSTEM

The divider arrangement is very economical in cost and space, but is phase-locked and limited to (usually) a square wave output. This would be available at many pitches, and since one must key the signal directly with constantly-running dividers, the problem of click suppression becomes very serious at high frequencies. A square wave of this kind is devoid of even harmonics, but we must have these for some voices so when we come to discuss this divider system for actual use, we will show how even harmonics can be introduced when required.

LASERS

Adjusting the values of thin-film resistors by using a laser process at Sperry Rand's Univac Defense Systems Division



PART 2

By J. B. Dance M.Sc.

RUBY LASERS

The ruby laser was the first type of laser to be developed; it first appeared about 1960. It provides an intermittent output in the form of light flashes of high intensity, whereas the output of the gas laser is continuous.

The ruby crystal itself used in this type of laser consists of aluminium oxide containing about 0.05 per cent of chromium oxide. The crystal is in the form of a cylindrical rod, perhaps 10cm in length by 1cm in diameter.

The two ends of the crystal are carefully polished and made parallel to each other before a reflective coating is deposited on them. The ruby crystal is placed at one of the foci of an elliptical mirror (see Fig. 5), a flash tube being placed at the other focus. The mirror is polished on its inner surface. Almost the whole of the light emitted by the flash tube is focused by the mirror onto the ruby crystal. Some ruby lasers employ simpler systems without an elliptical mirror.

The flash tube used is similar to the type of flash tube used in photography, but may be much more powerful. The energy emitted by the flash tube raises the energy level of many of the atoms in the ruby crystal, but almost immediately the excited atoms lose some of their energy to the crystal lattice, which is thus raised in temperature.

The atoms are left in an excited metastable state. Photons emitted by some of these atoms travel through the crystal and are amplified as they move by normal laser action. The amount of light builds up very quickly and escapes through one of the end mirrors.

The output flash from both the flash tube and from the ruby crystal has a duration of about one millisecond. The laser action stops when the number of atoms in the excited state is too small for photon amplification to continue.

The power output of a ruby laser can be very large. Power levels of over one megawatt can be obtained for a period of about one millisecond. If a suitable lens is used to focus this light, the energy is adequate to punch small holes through a steel plate of considerable thickness as shown in Fig. 6.

Such lasers can obviously cause severe burning of the skin and suitable precautions must be taken when they are being used. They are finding medical applications, especially in the treatment of detached retinas, but are also being used against certain types of cancer. It has been suggested that they might be used for drilling minute holes in teeth. They are not likely to be used for communications work, since their light output is intermittent.

The cost of a ruby laser varies with the power output which it is designed to provide. The ruby crystal used in a fairly small laser will cost about £100, but the price increases rapidly with increasing crystal size. The flash tube and its power supply are quite expensive items, whilst the elliptical mirror is not by any means cheap. Thus it seems unlikely that ruby lasers will be used by many amateurs.

The ruby laser is one example of a class of lasers known as doped crystal lasers. The crystal used in these types of laser contains impurity atoms dispersed in a crystal of another material. It is one of the inner orbits of the impurity atoms which give rise to the laser action. The electrons in these inner orbits are essentially isolated from the effects of the neighbouring atoms. Another example of a doped crystal laser is the neodymium doped glass type, but this can operate only in the infra-red region.

Q-SWITCHING

The ruby laser can provide a much higher power output than a gas laser, but a technique known as "Q-switching" can be used to increase the output power

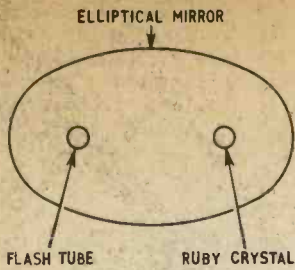


Fig. 5. Section through a ruby laser

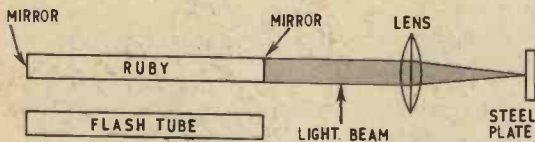


Fig. 6 (left). The use of a ruby laser to punch a hole through a steel plate. The elliptical mirror around the ruby crystal and the flash tube has been omitted for clarity

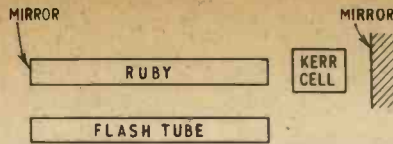


Fig. 7. A ruby laser with a Kerr Cell for Q-switching. The output beam is taken through one of the end mirrors which is only partially silvered. The elliptical mirror has been omitted for clarity

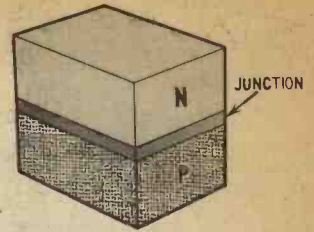


Fig. 8. A semiconductor laser

considerably. It is not possible to feed an unlimited amount of power from a flash tube into a ruby crystal, since the crystal would be damaged.

An upper frequency limit (typically two flashes per minute) is imposed on ruby lasers, since the crystal would overheat at higher rates unless the energy per flash is reduced. In the Q-switching technique the total output energy of the flash is not much increased, but the energy is delivered in a very much shorter time, perhaps in one hundredth of a microsecond.

In a Q-switched laser an absorber is introduced so that laser action cannot take place whilst the number of excited atoms is increasing. When the number of excited atoms has reached a maximum, the absorber is removed and the whole of the stored energy is released in a minute fraction of a second.

In practice an electronic absorber (such as a Kerr Cell) is used, since it can be made transparent to the radiation in a minute fraction of a second by the application of an electrical pulse (See Fig. 7). A laser has a Q factor very similar to the Q of a tuned circuit. The introduction of an absorber lowers this Q factor. Thus the operation of the laser occurs when the Q is switched from a low value to a high value.

SEMICONDUCTOR LASERS

A completely different form of laser has been made using gallium arsenide pn junctions. It has been known for some time that a gallium arsenide junction diode will emit infra-red light when suitably biased. However, if two opposite edges of a gallium arsenide crystal are polished (Fig. 8) so that they form parallel faces, and the current per unit area passing through the junction is great enough, a kind of laser action occurs which results in the emission of coherent light from the junction region.

Although gallium arsenide is the most commonly used material in semiconductor lasers, various other semiconductor materials can be employed. Gallium arsenide emits infra-red light, but other wavelengths in the infra-red region can be obtained by the use of other semiconductor materials.


In a semiconductor laser the electrons injected into the junction region lose some of their energy when photons are formed. These photons can cause other electrons to lose energy and form photons by stimulated emission. The laser action can take place only at


high current densities where the number of electrons in the conduction band exceeds that in the valency band of the semiconductor material.

The semiconductor laser is a small and rugged device which has an appearance somewhat similar to that of a transistor to which a suitable window has been fitted. At room temperature a semiconductor laser should be operated only by pulses, since if a continuous current high enough to produce laser action is used, the heat developed will damage the semiconductor junction.

These lasers are much more commonly used at liquid air temperatures where a very high efficiency can be obtained. An applied potential of the order of 1 volt at some tens of milliamps will produce a light output power of the order of ten milliwatts.

Barr and Stroud laser rangefinder for objects up to 10 kilometres distant. The transmitter uses a Q-switching ruby laser with a peak output of 1 megawatt





The G. & E. Bradley ruby laser. The ruby crystal and flash tube are contained in the elliptical box to the right of the mouth of the operator

The main limitation of the gallium arsenide laser is its low output power. Nevertheless the brightness (light emitted per square centimetre) of the junction region is very great, although the junction is very small. Owing to this small junction area, the light beam will have a divergence of a few degrees due to diffraction effects.

Semiconductor laser light is easily modulated by altering the current flowing through the junction region. However, the frequency is not very stable and therefore the use of semiconductor lasers in communication systems would tend to provide a noisy output.

OTHER TYPES

Various other types of laser have been developed, but at the moment they are seldom found outside laser research laboratories.

Much research is being carried out on new methods of introducing the pumping energy in an attempt to raise the efficiency of the system. In one type of laser the pumping energy is provided by a chemical reaction in the material surrounding the active laser material, whilst the use of nuclear fuel inside a laser to provide the required energy has been suggested.

THE SAFE USE OF LASERS

There being as yet no statutory regulations governing the safe operation of lasers, there is published, by the Ministry of Aviation, a document "Laser Systems—Code of Practice". The notes given here were compiled from this document and extracted from "A General Guide to the Safe Use of Lasers" published by the Electronic Engineering Association.

Attention is concentrated on the hazard to vision, but it should not be forgotten that laser devices often use high voltages and that normal precautions must be taken against electric shock and the explosive failure of ancillary equipment.

Danger to the Eyes in Direct Viewing

The focusing action of the lens in the eye may concentrate the light on to a small spot on the retina for a

considerable range of visible and infra-red wavelengths. If the energy in the beam is sufficient, tissue will be heated and killed, resulting in blindness at that spot. Higher energies will cause damage to the cornea, iris, lens and eyeball itself. Complete blindness may result, while the subject may be unaware that damage is taking place. This is particularly so with lasers working outside the visible region.

Other Effects on the Eye

Infra-red radiation is known to cause corneal cataract (so-called "glass blowers cataract") with excessive exposure. Many laser wavelengths are now in use experimentally which might cause this effect. The common helium-neon laser, for example, often works at 1.15μ and at 3.39μ wavelengths as well as in the visible region.

Effect on the Skin

At sufficiently high levels energy will produce burning of skin; other damage, such as rupture of the cell walls, is also to be expected. Investigation of these effects is at an early stage.

Note that some gas lasers, for instance those using argon, produce considerable amounts of ultra-violet radiation from the sides of the tube which can cause burns also.

A laser should not be used in the open without great caution. The effective "range for safe viewing" and polar diagram for the laser should be known accurately, taking account of possible reflections and off-axis lobes.

Safety Spectacles


There are a number of commercial spectacles available which give some protection to the eyes from laser radiation. They may be either of wideband absorption or narrowband reflection type. Neither type should be relied on to give a major part of the protection between a laser beam and the eye. Before use they should be tested to ensure that they do not shatter or become transparent during exposure. They should be chosen carefully for the wavelength required and marked distinctively to prevent accidental use of the wrong type.



When using protective glasses the pupil is likely to be enlarged because of the reduced ambient light reaching the eye, and this should be taken into account.

In the present state of medical knowledge, it is clearly desirable to exclude from further risk those who already possess obvious retinal defects. It is, therefore, recommended that those about to undertake work with lasers should have a retinal examination, and that a photographic record should be taken.



The head of the M.E.L. laser is in the form of an elliptical reflecting cavity in which the flashtube is mounted along one foci and the laser rod along the other. In this photograph the two halves of the cavity have been separated to show the construction





We wouldn't be in tape if we couldn't make the best

When you're a company whose products are world-famous quality leaders, you can never afford to be 'as good as' in anything.

You have to be best.

In entering the tape market, Kodak had to make a tape with a combination of features no other leading tape could match.

We did.

And we can prove it.

So can you, the very next time you buy tape.

Kodak Sound Recording Tapes—Standard, Long, Double, Triple and Quadruple Play—are available through Kodak Photographic Dealers everywhere.

Look for the yellow box, and ask for Kodak Tapes by name.

To Kodak Limited, Dept. 70A,
Kodak House, Kingsway, London, W.C.2.

**Please send me literature on
Kodak Sound Recording Tapes.**

Name.....

Address.....

.....

.....

P.E.

'Kodak' is a registered trade mark

THE ELECTRONICS & SCIENTIFIC CENTRE

PBS7 "CONTINENTAL" AM/FM STEREO RADIOGRAM CHASSIS



Outstanding chassis of advanced design incorporating famous "Gorler" Tuning Heart for VHF/FM. Negative feedback on each channel together with A.V.C. with tape facilities. Long, medium and short wave and VHF/FM, 7 valves, 2 diodes. Controlled by 6 piano key push buttons: on/off wavechange-gram. Twin concentric controls. Tone tuning and dual balance volume controls. Sockets: A.E. di-pole, Stereo P.U., Stereo L.S., Tape "Record-Play" 200-250v. 60 c/s A.C. Built-in ferrite rod aerial with simple di-pole aerial for VHF/FM, 75 ohms imp. Dimensions: Chassis 16 1/2" x 8" x 5 1/2". Dial 16 1/2" x 4". PRICE £25/11/0. P. & P. 10/6.

PBS6 "CONTINENTAL" Push Button AM STEREO RADIOGRAM CHASSIS



Long, medium and short wave, 6 valves, 5 piano key push button control; wave change-gram-on/off. Twin concentric controls, tone-tuning, dual balance volume controls. A.E. Stereo P.U. and Stereo L.S. Sockets (complete with leads), 200-260 volts 50 c/s, A.C. A.V.C. coloured illuminated dial. Size 16 1/2" x 4". Chassis 15" x 8 1/2". Complete with built-in ferrite rod aerial. PRICE £17/1/11. P. & P. 8/6.

BRAND NEW GRAM DECKS FROM STOCK

(With Cartridge unless stated)

B8R UA 16 £5.9.6.

GARRARD

1000 (Mono or Stereo) 6gns.

3000 (Stereo) 8gns.

SP25 (Mono) £9.19.6.; (Stereo) £10.19.6.

AT 80 (Mono or Stereo) £10.9.6.

401 (Less Cartridge and Arm) £28.19.6.

LAB 80 (Less Cartridge) £24.19.6.

WB1 Base £5.18.0.

WB2 Base £5.10.3.

Postage & Packing 5/- on each.

CADMIUM SULPHIDE POWER PHOTO-CELL for simple Automatic Control.



A useful photo-conductive device which acts as a light sensitive resistor and becomes more conductive on exposure to light. Strong and reliable they have many applications when fitted as light triggering devices into simple control circuits, i.e. Tape recorders, cars, flashing breakdown lights, exposure meters, automatic controls for home or industry. Non-polarity conscious, responsive to entire visible light range. AC or DC. ONLY 9/6. P. & P. 1/6.

FIELD TELEPHONES



Operate up to 17 miles. Built-in 100 v. hand generator for ringing current, 2 standard 1.5 "D" Torch cells for talking current. Complete with sturdy carrying case and strap. 10" x 8" x 4". Weight 14lb. Simple screw adjustment for use with common battery system.

PRICE £6/19/6 per pair. P. & P. 10/-.

200 yard drums of TWIN FLEX 75/-.

Other quantities available on application.

Also: Portable hand generator in metal cases with winder slings.

TELE-L: Price 69/6 per pair. P. & P. 10/-.

TELE-F: Price £5/19/6 per pair. P. & P. 10/-.

SELECTOR DRIVE



A very interesting item with numerous applications consisting of an electro-magnet and brass

tooth wheel. A switch wiper and contacts are coupled to this and are arranged to be on for 10 pulses and off for the next 15. An auxiliary contact is normally on, but off for one in every 25 pulses; complete with suppressor resistors and a series contact to facilitate continuous operation. Absolutely ideal for window displays, switching lamps or models, 12 or 24 v. D.C. Brand New and Boxed. 12/8, net, P. & P.

PROFESSIONAL ELECTRIC INSTANT HEAT SOLDER GUN



Ideal for model makers, electronics, radio, TV, etc. Unique features include interchangeable tips, extension barrels, comfortable grip with trigger control. "U" shaped 9/16 in. bit to minimise wear. Light beam is automatically directed onto end of bit when ON/OFF trigger is in use. 45 watt element with special ventilation. Complete with 2-pin, 5 amp. plug 230-250 volts. SQUARES 49/6 P. & P. 2/6 available.

MODEL MAKER'S

Miniature D.C. Motor. Ideal for driving a gear system or can be used as a Tachometer. Speed 10,900 r.p.m. at 230 m.A. 6.5 v. D.C. Housed in black ebonite case, size 1 1/2" x 1 1/2" dia. Spindle 1/8" long x 3/16" dia.

Two for 15/-. P. & P. 2/6.



USE A WHARFEDALE SPEAKER

... IT SOUNDS BETTER

SUPER 8/RS/DD

Undoubtedly the best and most popular 8" unit ever made in this Country

Frequency range 40 c/s — 20,000 c/s

Impedance 10/15 ohms.

Power handling capacity 6 watts (12 watts peak) (inc. 20/- p.t.)

£7

In your next system use world famous Wharfedale Super Range Loudspeakers—there's no better value for money—anywhere. Each is fitted with roll surround for low resonance and double diaphragm assembly for extended H.F. response.

Send today for further details of these units plus free cabinet construction leaflets to enable you to build a top quality Hi-Fi loudspeaker system.

FREE

CONSTRUCTION LEAFLETS

Complete this coupon for 8 page booklet on Wharfedale Speaker units plus FREE CABINET CONSTRUCTION LEAFLETS for your own Hi-Fi system. (Dept. PE.2.)

NAME _____
 ADDRESS _____
 TOWN _____
 COUNTY _____

RANK WHARFEDALE LTD
 IDLE, BRADFORD,
 YORKSHIRE
 Tel Bradford 612552/3
 Grams 'Wharfedel' Bradford



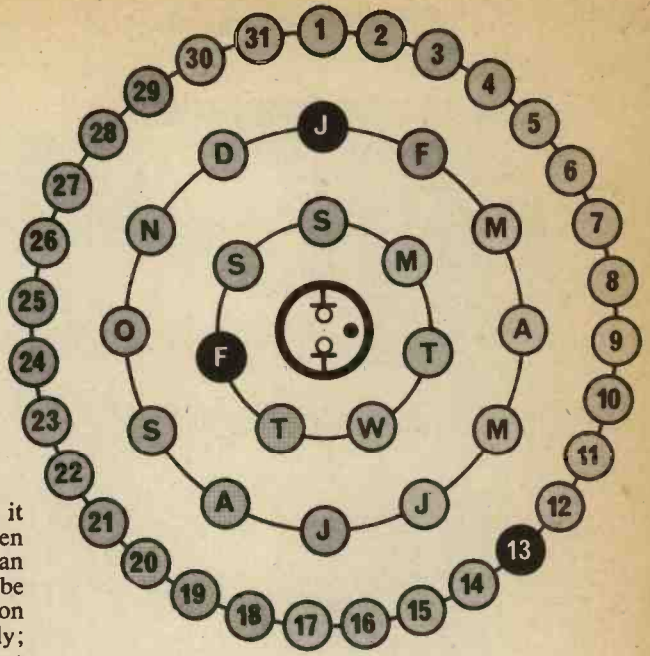
LIND-AIR Electronics Ltd.

DEPT. P.E.5
 53 TOTTENHAM COURT ROAD, LONDON W.1.
 LANCINGHAM 3653

MANY MORE INTERESTING BARGAINS AVAILABLE AT THE SHOP

AUTO CALENDAR

by D.F. Moody B.Sc.



THE DESIGN of this auto-calendar is interesting as it attempts to combine factors which, as usual, often conflict with one another, and so compromise is an essential ingredient. For example, long life must be attained as a prime requisite; low power consumption is desirable as the apparatus is left on continually; moderate cost; insensitivity to mains voltage fluctuations, small overall physical size and so on.

It is hoped that the design presented is a reasonable compromise and that, even if the reader is not prepared to put his hand a bit deeper into his pocket and construct this equipment, he will obtain some useful information from the article and appreciate the tremendous variety of uses of the host of modern components.

RING COUNTERS

The circuit is essentially a counting circuit using cold cathode tubes as elements, chosen as they are relatively cheap and are self-indicating with a pleasing orange glow.

The day name and day number rings are stepped in parallel, and the month ring is driven in series from the day number ring. Feedback is applied to the day number ring to control the number of elements in this ring in accordance with the number of days in each month. See Fig. 1.

The calendar is told when to change date in the most appropriate way, i.e. by the coming of dawn, detected by an externally mounted cadmium sulphide cell. When not illuminated this cell has a very high resistance, and so the voltage at the junction of VR1 and R2 is high. R3 is chosen such that there is sufficient base current in TR1 to ensure saturation. Hence the collector voltage on TR1 is very small, with all the voltage dropped across R4.

With light now falling on the cell, its resistance decreases and so the voltage across C2 falls. This large capacitance ensures that no transient fluctuations (such as lightning at night) will affect the calendar.

As the voltage falls so does the base current into TR1. Hence when the base current has fallen sufficiently TR1 will leave saturation and the collector voltage will rise. When it reaches the striking voltage of V1, V1 will ignite. Due to C3, V1 thinks that it is striking from a low impedance source and so gives a good pulse into the base of TR2.

By choosing the ratio of R4 and R5 correctly, V1 cannot oscillate but will settle down to a stable condition. As the base current into TR1 is further

reduced, it is effectively cut off. The collector voltage of TR1 is held at a safe level by the voltage drop across R4 due to the current flow through V1.

The current pulse into the base of TR2 is amplified by TR2 and is then fed into the gates of SCR1 and SCR2. Hence these thyristors will fire and as explained later will step the day name and number counters by one.

The feedback system from the month ring to the day number ring is a bit too complex to describe in the space available, but it can be seen that when day number 1 tube strikes it feeds a current pulse into the base of TR3 which amplifies it and feeds it into the gate of SCR3 which then steps the month ring.

The push to make switches S1, S3 and S4 are provided to enable the correct date to be set up initially. S2 is the leap year/ordinary year switch to correct for the 29th day in February. In the position shown it is an ordinary year. It should be changed (if necessary) at the beginning of a new year so that it is not forgotten. Switching it at any time other than the 28 or 29 February will obviously not affect any other date.

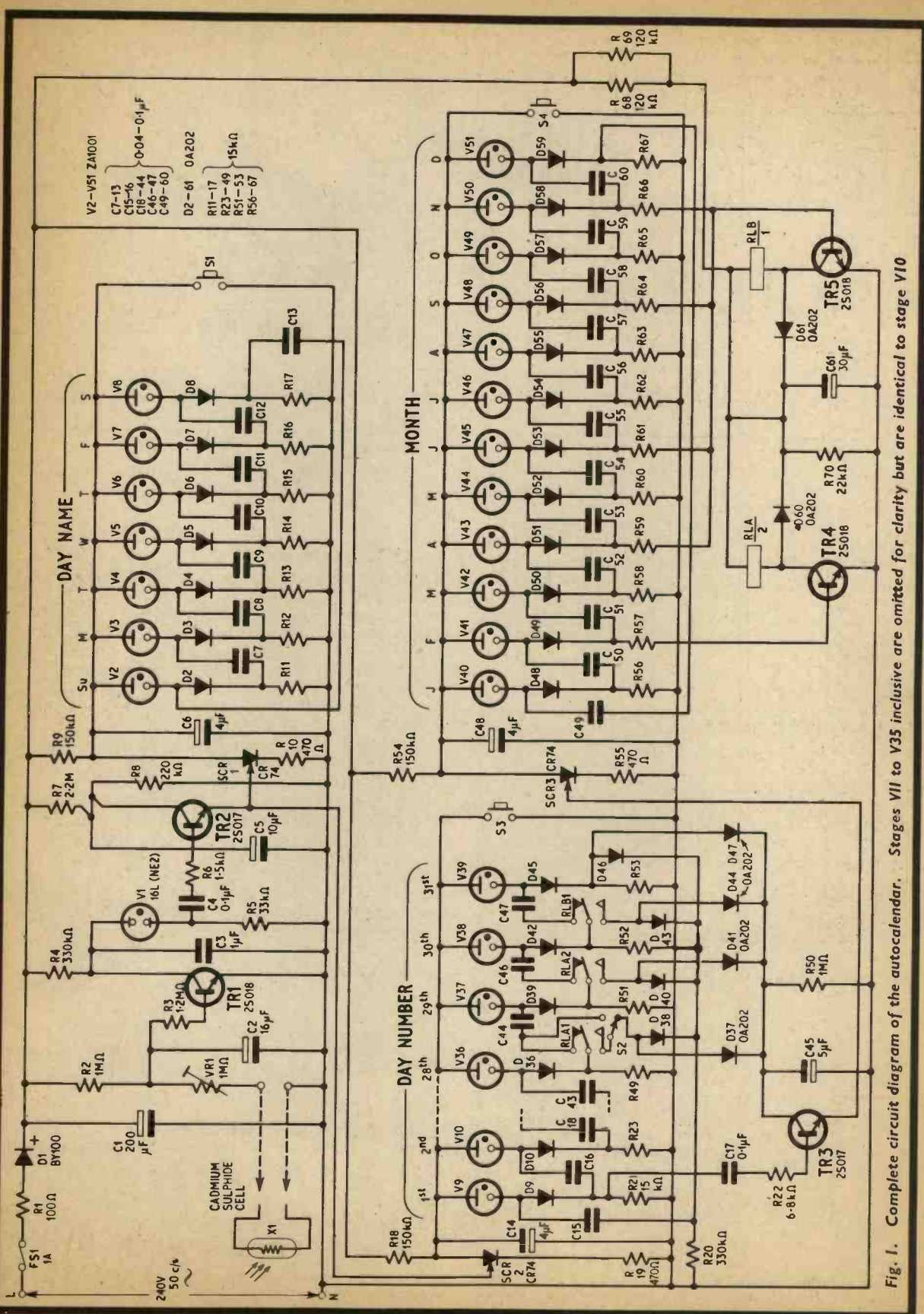
The construction of the device has been divided conveniently into three parts:

- Board one.* This holds the three ring counters.
- Board two.* This holds the remainder of the circuit with the exception of the relays, the large smoothing capacitor C1, the manual controls and the cadmium sulphide cell.
- Unit construction and installation.*

BOARD ONE—FUNCTION

The operation of the ring counter can be seen by considering one of the cold cathode tubes conducting. The common rail voltage will then be the sum of the maintaining voltage of the tube and the voltage developed across the cathode resistor. This is arranged to be less than the striking voltage of any other tube and so the condition is stable.

If the common rail voltage is reduced, i.e. by closing the shunt switch S1, S3 or S4, or by firing the shunt



- V2 - V51 ZA1001
- C7-13 } 0.04-0.1μF
- C15-16 }
- C18-44 }
- C46-47 }
- C49-60 }
- D2 - 61 OA202
- R11-17 } 15kΩ
- R23-49 }
- R51-53 }
- R56-67 }

Fig. 1. Complete circuit diagram of the autocalendar. Stages V11 to V35 inclusive are omitted for clarity but are identical to stage V10

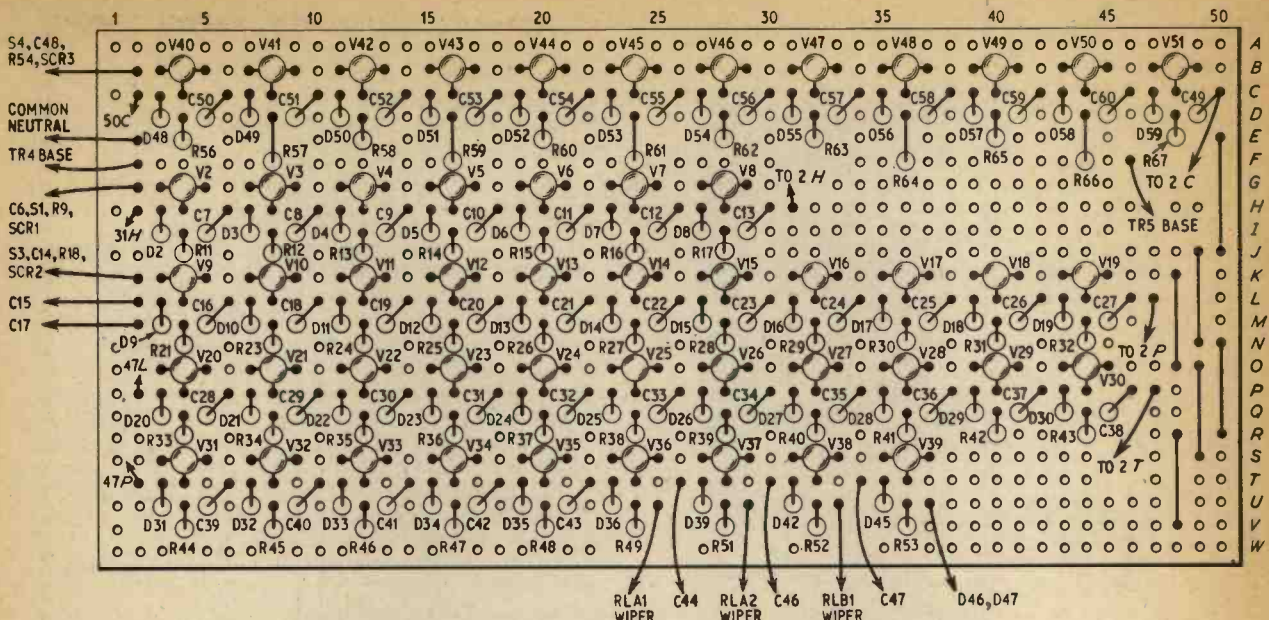


Fig. 2a. Component layout of Board 1. All components are viewed end on. Pins are inserted as in text




Fig. 2b. Underside view of Board 1 showing copper strip breaks and connections

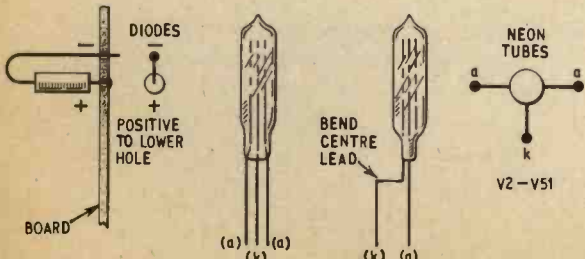


Fig. 3. Mounting details of diodes and cold cathode tubes on Board 1. Resistors and capacitors are mounted similarly to the diodes

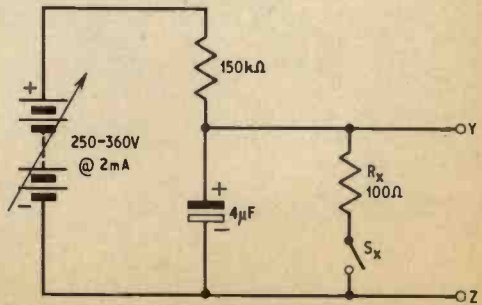



Fig. 4. Test circuit for Board 1. The battery can be a variable d.c. supply unit

AUTO CALENDAR



thyristor, then the tube which was conducting extinguishes. The capacitor joining the cathode resistor of the extinguished tube to the cathode of the next tube is charged to a voltage equal to the voltage across the cathode resistor. Due to the diode this capacitor cannot lose its charge, and so the cathode of the next tube is made negative.

If the switch is opened (or the thyristor extinguished) the common rail voltage starts to rise with a time constant determined by the shunt capacitor and the common feed resistor. This time it is made sufficiently long to ensure that the tube which was conducting is completely de-ionised. Hence the next tube with its cathode negative has a greater voltage across it than any other and will strike first.

In this way the glow is transferred round the ring. In the case of the day name and month rings the loops contain a fixed number of elements (seven and twelve respectively). In the case of the day number ring the number of elements is controlled by feedback system from the month loop so that the number of elements is varied from 28 to 31 to cater for the different number of days in different months. The 29th day of February in a leap year is taken care of by a manually operated slider switch, S2.

Board one holds the day name, day number and month ring counters, and will measure about 8in x 4in and about 1in in depth. These figures will depend on the pitch of the Veroboard used.

The layout is such that the cold cathode tubes (being self-indicating) are viewed end on as indicated in Fig. 2.

Board 1 will be attached to a face plate which is drilled such that the holes correspond to the positions of the cold cathode tubes. Hence at any one time there will be three cold cathode tubes glowing, one indicating the month, one the day name and the other the day number.

COMPONENT LAYOUT

With the high density grouping of components required to keep the overall dimensions of the unit within reasonable limits, construction on Veroboard is essential. Design of layout is considerably eased by the repetitive nature of the ring counters, which also helps to reduce assembly errors.

The pitch of the Veroboard has been given although this will depend on the size of the components used, especially the capacitors; it would be best therefore to buy the Veroboard after the components, choosing the smallest pitch that enables you to site the components without too much difficulty.

ASSEMBLY

Assembly of board one, although time consuming, is relatively simple if approached in a methodical manner.

First cut the board to the right size, giving 23 copper strips each with 50 holes. Then place the board in front of you, plain side up and insert a piece of wire through hole C5; turn the board over and remove the copper from around this hole; proceed like this until all the holes similarly shown in Fig. 2b have been done.

The resistors should be mounted first and they will take heat better than other components. Bend one lead of the resistor alongside the body of the resistor and then cut the leads as shown similarly for the diodes in Fig. 3. Do this to all resistors.

A useful technique when assembling components vertically is to cover one of the holes on the copper side with solder. Then, holding the board in the left hand, keeping the component in the desired holes with pressure from your left-hand index finger, touch the solder blob lightly with the iron when the lead will slip through the hole and be held in place by the solder. The board can then be laid flat and the leads soldered normally.

When all the resistors have been fitted, the capacitors and diodes should be assembled. Observe the correct polarity connections. The utmost care should be taken when the cold cathode tubes are being fitted as the glass around the lead-outs will break if the wires are strained too much. Bend the centre lead as shown (Fig. 3.), so that the three leads fit neatly into the three holes. Again, cut the leads before soldering the tube in.

Mount the tubes vertically to the board so that when the face plate has been drilled the glass pips at the top of the tubes coincide with the holes.

It will be noticed that there is some variation in tube length. As it is desirable to keep the distance from the top of each tube to the board the same, it will be necessary to mount the shorter tubes a little further out from the board, but keep leads as short as possible as this will give the tubes greater rigidity.

When this has been done solder the wire links, and then check carefully all the soldered joints. The board is now ready for testing.

Connecting pins are inserted in holes B2, E2, F2, F46, G2, K2, L2, M2, T26, T30, T34, U25, U29, U33, and U37 for easy accessibility during testing and inter-unit connection.

TESTING BOARD ONE

For adequate testing of Board 1, a variable stabilised power supply, giving 250 to 360 volts 2mA d.c. will be required with two resistors: 150 kilohms, 1 per cent, 1 watt; 100 ohms, 20 per cent, ½ watt. See Fig. 4.

One press-to-make switch and a capacitor 4µF 250V are also required. The purpose of testing Board 1 by itself is first to check that the connections are correct and that faulty components are located while it is still relatively easy to change them. If testing is omitted before the complete unit is built then, due to the closeness of components, fault finding will be made very much more difficult.

COMPONENTS . . .

Resistors

- R1 100Ω 6W
 - R2 1MΩ
 - R3 1.2MΩ
 - R4 330kΩ ½W
 - R5 33kΩ
 - R6 1.5kΩ
 - R7 2.2MΩ
 - R8 220kΩ
 - R9 150kΩ 1W, 1%, high stab.
 - R10 470Ω ½W
 - R11-R17 15kΩ ¼W, 5%, high stab. (7 off)
 - R18 150kΩ 1W, 1%, high stab.
 - R19 470Ω ½W
 - R20 330kΩ
 - R21 15kΩ ¼W, 5%, high stab.
 - R22 6.8kΩ
 - R23-R49 15kΩ ¼W, 5%, high stab. (27 off)
 - R50 1MΩ
 - R51-R53 15kΩ ¼W, 5%, high stab. (3 off)
 - R54 150kΩ 1W, 1%, high stab.
 - R55 470Ω ½W
 - R56-R67 15kΩ ¼W, 5%, high stab. (12 off)
 - R68 120kΩ 1W, 5%
 - R69 120kΩ 1W, 5%
 - R70 22kΩ 1W, 5%
- All 10%, ¼ watt except where otherwise stated

Potentiometer

- VRI 1MΩ linear carbon preset miniature

Capacitors

- C1 200μF elect. 350V
- C2 16μF elect. 350V
- C3 1μF paper 150V
- C4 0.1μF paper 150V
- C5 10μF elect. 50V
- C6 4μF elect. 300V (T.C.C. Elkomold)
- C7-C13 0.04μF or 0.1μF paper 150V (T.C.C. type CPl13G/4G) (7 off)
- C14 4μF elect. 300V (T.C.C. Elkomold)
- C15 0.04μF or 0.1μF paper 150V (T.C.C. type CPl13G/4G)
- C16 0.04μF or 0.1μF paper 150V (T.C.C. type CPl13G/4G)
- C17 0.1μF paper 150V
- C18-C44 0.04μF or 0.1μF paper 150V (T.C.C. type CPl13G/4G) (27 off)
- C45 5μF elect. 50V
- C46 0.04μF or 0.1μF paper 150V (T.C.C. type CPl13G/4G)

- C47 0.04μF or 0.1μF paper 150V (T.C.C. type CPl13G/4G)
- C48 4μF elect. 300V (T.C.C. Elkomold)
- C49-C60 0.04μF or 0.1μF paper 150V (T.C.C. type CPl13G/4G) (12 off)
- C61 30μF elect. 150V (Hunts)

Cold Cathode Tubes

- V1 16L (NE2) (Hivac)
- V2-V51 ZA1001 (Philips) (50 off) (Henry's Radio)

Transistors

- TR1 2S018
 - TR2 2S017 or 2S018
 - TR3 2S017 or 2S018
 - TR4 2S018
 - TR5 2S018
- } (Texas)

Thyristors

- SCR1, 2, 3 CR74 or CRS140 (S.T.C.) (3 off)

Diodes

- D1 BY100
- D2-59 OA202 or OA200 (Mullard) (58 off)
- D60, D61 OA202 (Mullard) (2 off)

Cadmium Sulphide Cell

- X1 1 watt, type 2 (Proops Bros.) or ORP15 (Mullard)

Relays

- RLA, RLB 14kΩ, 2 sets of changeover contacts (2 off) (Magnetic Devices Ltd. series 2400)

Switches

- S1 Single pole, on/off, push to make
- S2 Single pole, changeover, slide switch
- S3 Single pole, on/off, push to make
- S4 Single pole, on/off, push to make
- S5 Double pole, on/off, slide or toggle switch for the mains (optional)

Fuse

- FS1 1A anti-surge cartridge fuse with holder

Miscellaneous

- Veroboard 0.15in hole matrix, 3.75in × 17in, 24 strips
- Perforated board same size to match above
- Aluminium sheet 18 s.w.g. 5in × 17½in
- Wood for case required later
- Tube for mounting X1 required later
- Tinned copper wire 20 s.w.g.

Month Ring

Connect pin B2 to point Y on the test circuit.

Connect pins E2, F2, F46 to point Z on the test circuit.

Switch the power supply on. It is likely that more than one tube may ignite as there is no preferential priming of any one tube. Adjust the d.c. supply to about 280V and then press the switches and release. Continue doing this until one tube is glowing and then leave the circuit alone for about two minutes. This is to allow time for any priming of any other tube to disappear.

Adjust the supply to 300V and by pressing the switch step the glow around the ring. If the glow steps around correctly then the components and joints appear satisfactory.

This test should then be carried out with supply voltages in the range 270V to 360V. The circuits should still perform properly. If the glow jumps about, then check carefully for dry joints. If one tube refuses

to ignite the likely cause will be that the diode in its cathode circuit is faulty. Check this with an ohmmeter after switching off the h.t. If this appears to be all right then it is possible that the cold cathode tube is faulty, in which case it should be replaced.

Day Name Ring

Connect pin G2 to point Y on the test circuit.

Connect pin E2 to point Z on the test circuit.

Carry out tests as above.

Day number ring

Connect pin K2 to point Y on the test circuit.

Connect pin E2 to point Z on the test circuit.

Connect capacitors (the ones which you have used on the board) between pins U25-T26, U29-T30, U33-T34, U37-L2.

Carry out tests as above.

Next month: Board 2 construction and assembly

the 73 page

by Jack Hum
G5UM

"No Royal Road", part two

"There is no royal road to obtaining an amateur radio transmitting licence". Thus had said Mr Smith of Herne Bay to the young hopeful of whom we wrote here last time . . . hopeful of becoming a transmitting amateur, less hopeful when he discovered the definition of "royal road" to be "a means of attaining without trouble".

Mr Smith by the use of this phrase had made it clear that, like most of the worthwhile things in life, the transmitting permit was not to be had for the asking: it would need to be worked for.

All this was in the mid-Nineteen Twenties. Yet what was said then is true today; and although, still, no royal road exists, aspirants to the transmitting licence in the mid-Nineteen Sixties enjoy the considerable advantage of knowing much more accurately than was formerly the case exactly what they must do to get it.

They can obtain from the Post Office a useful pamphlet (and it is free) called *How to become a radio amateur*.

They can buy a variety of books to help them to pass the Radio Amateurs' Examination.

They can sit this examination very conveniently at the local "tech".

And as for morse code, today's "young hopeful" (and the old hopefuls too) can work up his speed to the obligatory "twelve per" by following one of the slow morse broadcasts which are organised by the R.S.G.B. in many urban areas. For a final polish up of his code speed he can seek the co-operation of one of his local transmitting men—and there are 13,000 of them the length and breadth of the land.

Self Taught

Forty years ago there were a bare 2,000 of them—and none of the facilities described above. Morse

was very largely self taught. And even though there was no Radio Amateurs' Examination to measure the strength of a person's claim to be granted a transmitting licence, it was still necessary to show oneself to be versed in "wireless lore" if one harboured any hope at all of persuading authority to part up with the coveted permit.

This was done by means of a rather curious device called "the line of experiment". In the 'Twenties the British amateur transmitting fraternity were licensed to operate their stations "for experimental purposes", *not* for general communication as is the case today. Forbidden to transmit the CQ general call to all stations, they became the only group of amateur transmitters in the world to use the word TEST as a synonym for the "general call". They were "testing" in the interest of their "lines of experiment". At least this characteristic was a distinguishing feature of the U.K. radio man!

Said the Post Office to the mid-Twenties applicant for a transmitting permit (the term "licence" is a post-war one): "Convince us that you are engaged on a particular line of experiment that justifies the need to transmit and we will consider your case".

Many and varied were the "experiments" dreamed up by young hopefuls like our correspondent-with-Mr Smith, but what can be said with some truth is that if you had a good "line" the Post Office would swallow it!

One one side of them were "the military", keen to hold on at all costs to the wavelengths ("frequency" was not yet in use) which they had occupied during World War One and the years following. On the other side sound broadcasting's claim for

space could be heard with increasing amplitude. Somewhere in the middle were the poor amateurs—the "licensed experimental stations". (For a time even the nation's quarter-million receiving stations were considered to be "experimental"!)


Climate of Caution

All in all, a climate of caution prevailed, created by the difficulty of seeing where the future of "wireless", developed immensely by war, truly lay. This caution was exhibited in a special degree as a phobia against "interference". Even the transmitters of the British Broadcasting Company were under an obligation to close down at certain intervals lest they should jam "official" stations!

It was within this climate that young men in increasing numbers, fascinated by this quite new scientific thing, "the wireless", felt the desire to use it as a means to communicate with one another. It must be said to the credit of the Post Office of the time—and turbulent times they were, politically—that any young man who could show them that he took "wireless" seriously—that he had a convincing "line of experiment", generally with aerials, that justified permission to transmit—would be able to travel that far from royal road with a reasonable degree of hope.

Upon that confident note we could well leave the story of the young hopeful and Mr. Smith, were it not for the fact that one further phenomenon peculiar to the amateur radio world of the 'Twenties has not yet been described, and that is the "artificial aerial" transmitting permit. But this, and the overtones which it has produced in the amateur radio scene of today, must wait until next time.

Mr James W. Mathews is one of the band of amateur radio pioneers who, though not professionally engaged in electronic engineering, made a considerable contribution towards the art of communication. Licensed in the Twenties, "G Six Double Ell", as he is generally known, opened up the 10 metre band at a time when its potentialities for world wide contacts were virtually unknown. In later years he was one of the first operators to use the 2 metre band when it was allocated to British amateurs after the war. Today in retirement in a Hertfordshire village, Mr Mathews continues to operate actively on several v.h.f. bands, with equipment very different in appearance from that shown in this picture taken of station 6LL when it was in Clapton, London, forty years ago.



JOYSTICK

VFA Only 7' 6" Long

“DRAGS IN STATIONS I NEVER KNEW EXISTED”

Says SWL G. WHYTE — ABERDEEN

The Joystick System is based on an entirely new “Variable Frequency Aerial” principle. The aerial rod and the associated tuning unit together possess the unique quality of extremely high sensitivity and efficiency at any desired frequency from 1.8 Mc/s to 30 Mc/s.

The Short Wave listener can cover all the ham bands from 160 meters to 10 meters, trawlers, distress wavelengths and the international short wave broadcasting stations. Transistor receivers in particular respond very well to the highly selective property of this system.

Tuning units are available to allow the system to be used for Medium Wave reception. Licensed amateurs all over the world are radiating excellent signals using the transmitting Joystick Systems and are also enjoying a considerable improvement in reception quality. In fact, the latest figures show that over 10,000 systems are now in use.

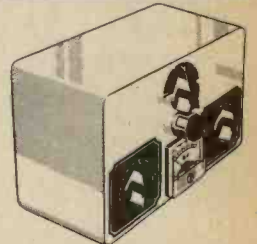
Hundreds and hundreds of enthusiastic testimonials are flowing into the Joystick office. These show that in particular users who have difficult locations, live in flats or EVEN IN A BASEMENT have experienced a remarkable increase in sensitivity and reception volume—many say they now hear signals that they did not know existed before they rigged up their Joystick System.

Patents have been applied for all over the world — and we recommend you to send for a brochure and full information immediately.

SWL John D. Thompson, 13 Old Park Road, Dover, Kent. Says: “Yesterday evening I was tuning in YV’s on 15m. band with the HF tuner and later on switched round to the 160m. band and a couple of GM stations rolled in like the home service. Frankly, I am astonished by the ability of the Joystick—surrounded as I am in a built up area—well within a town and in a valley with considerable hills around me.” (JOYSTICK INDOORS)!

WA2WOR/W4WFL, New York 23 says: ‘Not only does the Joystick make it possible for me to operate on 160m. from my location in the centre of New York City, its performance on the higher frequencies is excellent; the Joystick is certainly the answer to the Antenna problem for apartment dwellers.’

U.S. Patent No. 3274600
S. Africa Patent No. 63/4389
U.K. and World Patents Applied for



Above: One of the new JOY-MATCH 'EASY-TO-USE' units with the built-in RF indicator for transmission.

■ THIS BROCHURE GIVES YOU THE FACTS
■ AND ONLY THE FACTS!

■ SEND TODAY!

■ PARTRIDGE ELECTRONICS LTD.
■ CAISTER HOUSE · PROSPECT ROAD · BROADSTAIRS · KENT

■ NAME _____ CALL/BRS No. _____

■ ADDRESS _____

■ _____ P.E.A. _____




8 WAVE BAND 10 TRANSISTOR PORTABLE RADIO

NOT JUST A RADIO BUT TECHNOLOGICAL MAGIC!

AN IRON CURTAIN MIRACLE!

GETS WORLD WIDE RECEPTION THOUSANDS OF STATIONS & TRANSMISSIONS!

WE COULDN'T MAKE THEM FOR THIS PRICE!



A MERE FRACTION OF TRUE VALUE!

ONLY £9.19.6 BOX & POST 4'6 OR LOW DEPOSIT

THIS MAGNIFICENT RUSSIAN 8 WAVE BAND RADIO PRESENTS THE FINEST VALUE WE HAVE EVER OFFERED! Go to any dealer and see for yourself. You'll see that our price is a mere fraction of the true value! Yes, only £9.19.6, box and post 4/6, or send £3 dep., bal. 18 fortnightly payments 10/6 (Total Credit Sale Price 249/-) + post. Standard battery

ies 5/- extra. The impossible has been done. The Russians have triumphed in producing this fantastic 8 Wave Band Radio that YOU can have for hardly more than the cost of an ordinary single wave cheap Transistor! Another proof of the fantastic ability of Russia in the field of electronics H. & G., Britain's great discount house has secured a huge quantity allocated to the U.K. They've just arrived. Brand spanking new and ready for use. YOU GET THIS AMAZING SET FROM US AT A PRICE THAT BEARS NO RELATION TO ITS TRUE VALUE! Yes, 8 separate wave bands, including Standard Long, Medium and Short to cover the entire world. Unique side control wave band selection unit gives incredible ease of station tuning! Thousands of stations and different transmissions at your finger tips 24 hours a day, even including amateur 'Hams,' 'Pirate' radio stations, ships, etc.—truly nothing is secret! The Radio enthusiast can have the world in the palm of his hand! You must hear it to believe it! Listen to the superb, sweet tone! Control it from a whisper to a roar that will fill a hall! Runs economically on standard batteries—take it anywhere. Perfect also for use in your car—any speed, any direction! SIZE 10 1/2" x 7 1/2" x 3 1/2". Made to give years of perfect service. Beautifully designed. Attractive contrasting colours. Complete with internal ferrite rod aerial and built-in telescopic aerial extending to full 38" length. Also coloured Radio manual, including simple operating instructions, and circuit diagram. Can also be used as extension amplifier for record player, radiogram, tape recorder, or public address. 12 months' guarantee and after sales service. Refund guarantee. Callers welcome at any of 8 stores, thousands of bargains on view. Save £ £ £.

Headquarter & General Supplies

(Dept. PE/12), 196-200 Coldharbour Lane, Loughboro' Jct., S.E.5 (Wed. 1, Fri. 7), 37 High Holborn (Thurs. 1, Fri. 7), 267 Oxford St. (Wed. 1, Thurs. 8), 166 North End, Croydon (Wed. 1, Fri. 7), 149 High St., Guildford (Thurs. 7), 121 High St., Colchester (Thurs. 1, Fri. 7), 93-95 High St., Bromley (Wed. 1, Fri. 7), 66 South St., Romford (Wed. 7, Thurs. 1). All Stores open daily until 6 p.m. including Saturdays.

OLRUS ELECTRONICS LTD.

PADDINGTON 1515
9 NORFOLK PLACE (off Praed St.) LONDON, W.2

FACTORY NEW FULLY GUARANTEED
VALVES TRANSISTORS - DIODES - ZENER

DAF91 4/8	PCF80 7/-	AC107 10/0-	GET113 5/-	OA2210 6/8	OC70 4/-
DAF96 8/8	PCF88 8/8	AC126 8/8	GET114 4/-	OA2211 8/8	OC71 4/-
DF91 3/-	PC182 7/-	AC127 7/6	GET115 9/-	OA2212 6/8	OC72 5/6
DF96 7/-	PC183 8/8	AC127Z 9/6	GET116	OA2213 8/8	OC73 7/6
DK91 5/8	PCL84 7/8	AC128 6/6		OA2222 9/6	OC75 8/6
DK92 8/-	PCL85 9/-	AC176 7/6	NKT213 6/8	OA2242 4/6	OC76 5/-
DK96 7/-	PCL86 8/8	ACV17 8/6	NKT216 7/6	OA2245 4/6	OC77 7/-
DL92 5/-	PL36 9/-	ACV18 5/8	NKT251 5/-	OA2246 4/6	OC78 5/6
DL94 5/8	PL81 7/-	ACV19 6/8	NKT255 6/8	OA2247 4/6	OC78D 5/6
DL96 7/-	PL82 6/8	ACV20 5/-	NKT304 8/-	OA2250 9/8	OC81 5/-
DY86 6/4	PL83 6/6	ACV21 6/-	NKT403	OA2291 9/8	OC81D 5/-
EBC41 7/6	PL84 8/6	AD140 18/-		OA2292 9/6	OC81M 5/-
EBC81 6/3	PL500 13/6	AD149 18/-	OA5 4/-	OC16 20/-	OC81DM 5/-
EBC90 4/3	PY32 8/6	AD161 11/-	OA7 4/-	OC19 7/8	OC81Z 9/-
EBF89 6/8	PY81 6/-	AD162 11/-	OA10 3/-	OC22 10/-	OC82 6/8
EC01 4/-	PY82 5/8	ADT140	OA47 3/-	OC23 12/8	OC82D 5/-
EC02 5/-	PY83 6/-		OA70 2/-	OC24 17/8	OC83 5/-
EC03 5/6	PY88 7/3	AF102 18/-	OA73 2/8	OC25 9/8	OC84 6/-
EC05 5/-	UBC41 7/6	AF114 6/6	OA79 2/8	OC28 7/6	OC122 15/6
ECP80 7/-	UBC81 7/6	AF115 6/6	OA81 2/8	OC28 12/8	OC139 7/6
ECH35 10/8	UC85 8/6	AF116 6/6	OA85 6/8	OC29 15/-	OC140 9/8
ECH42 8/-	UC842 8/6	AF117 5/-	OA86 4/-	OC35 12/8	OC169 5/-
ECH81 5/2	UCR81 6/3	AF118 12/6	OA90 2/6	OC36 12/8	OC170 5/-
ECH84 8/10	UCLR2 7/3	AF124 9/-	OA91 2/6	OC41 6/-	OC171 8/6
ECL80 7/-	UL41 8/6	AF125 8/6	OA95 3/6	OC42 5/-	OC200 7/6
ECL82 8/3	UL84 6/3	AF126 8/-	OA200 3/3	OC43 9/-	OC201 11/6
ECL86 9/-	UY85 5/8	AF127 8/-	OA202 4/8	OC44 5/-	OC202 13/8
EF80 5/-	U28 9/6	AF130 15/-	OA210 7/8	OC44M 5/8	OC203 10/8
EF86 6/3	U28 9/6	AF186 19/6	OA211 9/6	OC45 4/-	OC204 15/-
EF183 6/4	5U4GB 6/6	AFY19 22/6	OA220011/-	OC45M 4/-	OC205 15/-
EF184 6/4	5Y30T 5/-	AFZ11 17/-	OA220110/-	OC46 5/8	OC206 22/8
EL34 9/6	5Z4GT 8/-	APZ12 12/6	OA2202 8/8	OC47 7/6	OC207 8/6
EL41 8/6	6P23 10/-	ANV26 6/8	OA2203 8/8	OC57 16/-	ORP60 5/-
EL84 4/8	6L6GC 7/8	ANV28 6/8	OA2204 8/8	OC58 17/8	18202 4/8
EM84 7/-	6X4GT 8/8	ANV29 7/6	OA2205 8/8	OC59 18/8	28012 20/-
EY51 7/-	6V6GT 8/8	GET20 10/-	OA2206 8/8	OC60 17/6	28012A 25/-
EY86 6/6	6X4GT 8/-	GET102 6/-	OA2207 6/8	OC65 22/6	28013 20/-
EZ40 7/6	26L6GT 6/6	GET103 4/6	OA2208 6/8		
EZ80 5/-	30C15 10/-	GET105 8/6	OA2209 6/8		
EZ81 5/-	30FL1 10/8				
EZ90 4/-	30FL14 11/-				
GZ32 10/-	30L15 11/-				
GZ44 10/-	30P13 12/-				
PC86 11/-	30P19 13/-				
PC88 11/-	30P1L 10/6				
PC97 7/8	30PL13 12/-				
PCC84 8/-	35L6GT 8/-				
PCC89 11/-	35Z5GT 5/8				
PCC189 11/-	60L6GT 6/6				

C.W.O. ONLY

P.P. 2/- in £

1/- Minimum

METAL WORK — PANELS — CHASSIS
FOR P.W. P.E.

CONSTRUCTIONAL PROJECTS

BAKER 12in. "GROUP 25"

Designed to stand up to long periods of electronic power input. Ideal for Vocal Groups, Bass, Lead and Rhythm Guitars, Electronic Organs, Public Address and all Sound Systems.

Maximum Power 25 watts
Bass Resonance 80 c.p.s.
Flux Density 12,000 gauss
Voice coil diameter 2"
Voice coil impedance 15 ohms
Voice coil material Copper
Useful response 30-10,000 c.p.s.
Cone surround Roll
Chassis material Solid aluminium
Overall diameter 12"

Available from all Radio & Hi-Fi Dealers
5 Gns.
Post Free

Send for New catalogue and enclosure plans

Baker Reproducers Ltd

(DEPT. P.E.14)

Bensham Manor Road Passage, Thornton Heath, Surrey. THO 1665

BUILD YOUR CIRCUITS ON VEROBOARD

—the Universal Wiring Board— obtainable from your local Retailer

Retail enquiries to:

NORMAN ROSE (ELECTRICAL) LTD.
8 St. Chad's Place, Gray's Inn Road, London, W.C.1

Technical enquiries to:

VERO ELECTRONICS LTD., Chandler's Ford, Hants

MARKET PLACE

Items mentioned in this feature are usually available from electronic equipment and component retailers advertising in this magazine. However, where a full address is given, enquiries and orders should then be made direct to the firm concerned.

SAFETY FIRST

The first item this month is the Bulgin Security Alarm from A. F. Bulgin & Co. Ltd., Bye-pass Road, Barking, Essex, which provides protection to the average household at a reasonable cost of £12 17s 6d. The basic system, once installed as instructed, is very efficient and consists of six units: Latching Door Switch, having special one way operation; Keyswitch Control Box,



Security Alarm by Bulgin

which is the nerve centre of the system and keeps the bell ringing once activated; Battery Magazine; 4 in Underdome bell; Pressure Switch; and the system is completed by twin plastic coated wire, screws, tacks, keys and protective Door Striker Plates. There are many accessories available and seems well worth investigating.

A safety device of particular interest to the experimenter is the Rendar Safebloc available from DTV Group, 126, Hamilton Road, West Norwood, London, S.E.27 or by post from Guildford Mail Order, 6, Leapdale Road, Guildford, Surrey. This device provides a quick and safe method of securing 2-core or 3-core bare ended connecting wires to the mains.

Another item which should be considered a must in the workshop or house is a fire extinguisher. The usual excuse for not having one is either that they are too expensive or too heavy, consequently not suitable



Rendar Safebloc mains connector

for the lady of the house. With the introduction of a new range of extinguishers from Firemaster Extinguishers Ltd., these arguments are no longer valid. Of the dry powder type, they are light, 2-2lb, powerful and easy to use and range from £2 19s 6d to £4 9s 6d. They are covered by a three year guarantee and there is a low cost replacement service for used extinguishers.

CONSTRUCTORS AIDS

A fairly new "electronic breadboard" that will appeal to the hobbyist is being marketed exclusively in the U.K. by Livingston Components Ltd., called the Develo-board it consists of a breadboard chassis assembly which employs solderless connectors, enabling transistor circuits to be made up rapidly and any circuit modifications can be made instantly—well almost.

Some time ago we used "Master-boxes" from Cockrobin Controls, in a series of constructional articles (issues now entirely out of print and unobtainable). These proved very successful in obtaining a good presentable finish. Now this firm is producing a series of four design sheets to help layout circuits and aid in choosing the best type of boxes to be used. Our photograph shows a model railway control panel which is a typical example of the type of unit that can be first laid out on these sheets.

Develo-board marketed by Livingston

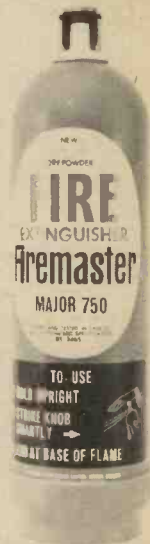


COMPONENTS

The basis of portable flash equipment for photography is the use of rechargeable low voltage batteries as a primary source of power with an electronic circuit charging a capacitor to a much higher voltage. Electrolytic capacitors are used because of their large capacitance for a given size coupled with low leakage currents, and to ensure proper charging after extended idling periods.

A specially designed capacitor for this application is the "Lectroflash" manufactured by TCC Division of Plessey and available from most good retailers. The capacitor is available with ratings from 200 μ F to 1,750 μ F. The discharge energy varies between 16 and 92 joules.

Whilst still on electronic flash guns we have in the past recommended Deac batteries. These batteries are now available direct from Deac (Great Britain) Ltd., Hermitage Street, Crewkerne, Somerset.



Major 750 Firemaster extinguisher

A problem that seems to always confront us when building battery powered equipment is how best to mount the batteries? A spring clip mounted on one side of a cabinet is usually possible, but with equipment that is likely to be subjected to some form of vibration there is a tendency for the batteries to become dislodged. However, Bulgin are now producing a complete range of battery holders in various styles, base mounting, panel mounting, and types for fixing to chassis lugs. All have highly insulating moulded bodies, corrosion resisting metal tags and springs and reversed polarity prevention.

TOOLS

Three aids to wiring and soldering are the next components of interest. The first is a tool kit containing 18 tools in a neat zip fastened wallet.

The selection of tools include a 14mm magnifying mirror, a 30 watt soldering iron, a flexible screwdriver and a variety of miniature screwdrivers and tweezers. This kit is intended mainly for transistor circuits and is priced at 10 guineas from **Henri Picard & Frère Ltd.**, 34/35, Furnival Street, London, E.C.4.

The second is a tweezer shaped in such a manner that it enables much steadier and positive use as indicated in the photograph. Available from **J. A. C. Wilkinson Co.**, 5, Beeches Avenue, Carshalton, Surrey, this tweezer is known as the **Rubis No. 5A**, is Swiss made, and sells at 12s 9d for a standard carbon steel model and 14s 3d for a stainless steel version.

The third item is the well-known **Model 8 wire-stripper** from **Multicore Solders Ltd.**, which cuts and strips most standard wires accurately. It



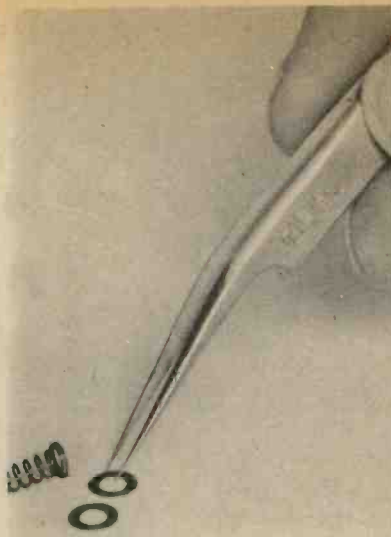
Henri Picard & Frère tool kit

can be adjusted quickly to the wire thickness required by the special pre-set selector gauge, which is now conveniently marked at each setting with a letter for simple identification. At 8s 6d this seems to be a worthy addition for the tool box.


LITERATURE

Two of the most treasured items in our workshop have been the catalogues issued by **Home Radio (Mitcham) Ltd.**, and **Henry's Radio Ltd.** The only trouble is that they keep disappearing and a frantic search follows until a voice casually mentions "Oh! I've got that, I borrowed it and took it home to do some research on a job I'm doing".

There are quite a number of new items in the **Home Radio Catalogue**, price 7s 6d, which arrived in the office and has already disappeared into the Editor's office.

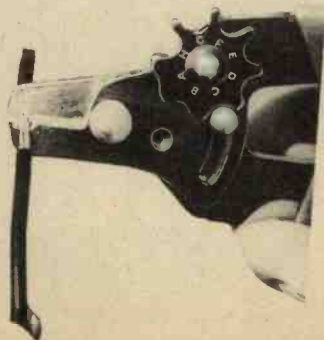


Rubis No. 5A tweezer



Masterboxes from Cockrobin Controls

Model 8 wire-stripper from Multicore Solders



FINISHING TOUCH

How to finish off one's final project has always been a problem, particularly the front panel which either makes the equipment look professional or amateurish. With so many decorative plastics self-adhesive papers available (and not forgetting the well-known technique of rubbing an aluminium front panel with glass-wool) the panel itself presents no real problem until you come to lettering the fascia. This is where the trouble really starts, hand painting and labels are all right but do not really fulfil the requirements.

We have recently started using **Letraset (Letraset Ltd., 195, Waterloo Road, London, S.E.1)** instant lettering and find this is one of the best methods so far. The only drawback is that you have to lay the lettering on the panel before mounting any components. But provided the lettering is sprayed with **Letracote** protective coating it will withstand rough handling and abrasion.




All these Constructional Features

IN NEXT MONTH'S

PRACTICAL ELECTRONICS

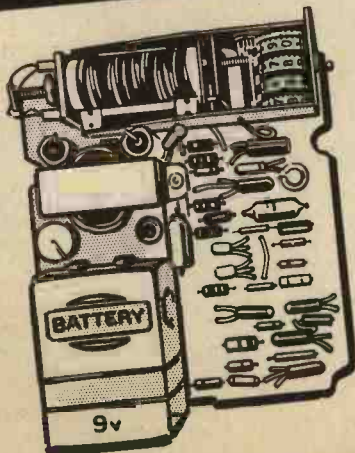
PROXIMITY DETECTOR




This highly sensitive photo-electric 'early warning' device responds immediately to the presence of a human body—or of any animal. Variety of applications in house, garage, garden, etc.

RADIATION COUNTER

Transistorised circuit drives a digital relay which displays the count from a halogen-quenched Geiger Muller tube. Suitable for determining the day-to-day change in cosmic radiation or for the accurate quantitative analysis of liquid samples.




PHOTOFLASH SLAVE UNIT



A small synchroniser for remote operation of more than one flash gun. Does away with the need for inter-connecting wires.

AUTO CALENDAR



Concludes the how-to-make instructions begun in the February issue.

MARCH ISSUE ON SALE FEB. 17-2/6

Order now and make sure of your copy

DOORBELL REPEATER

by G.E. COUCHER

IT WILL probably seem obvious to the reader that, although the unit featured in this article was originally designed for the hard of hearing, it will find a use in most households with an inadequate bell system or while television is on.

The problem could be tackled in a variety of ways. A louder bell is the obvious solution, but this is often disturbing to the neighbours. The existing bell could be moved to the living room, but since this normally leads to confusion with bells included in the televised programme, it is not effective.

The alternative is a visual indicator displayed in a prominent position, but the practical difficulties are rather more formidable than would at first be expected.

Firstly, if a bulb is used, the illumination period is restricted to the time that the bell is ringing, and if the bulb is not noticed at once its effect is lost, so that the illumination must be sustained.

Secondly, many bell systems are powered by a.c. mains via a suitable transformer, which is unsuitable for any form of standard timing circuit.

TIME DELAY

Both these problems are overcome by the circuit described. Only the transistor circuit of the unit need be operated on d.c. The bulbs may be run off the low voltage a.c. used to supply the bell.

The whole idea of using a transformer to power the bell is to save the frequent purchase of batteries, and to use batteries in this particular application seems at first to defeat the purpose of the transformer. Any rectifying circuit would have to be on continuously and include electrolytic capacitors, which have a habit of breaking down after a few months continuous use.

To offset the disadvantage of using batteries, both the quiescent and running currents have been kept to a minimum, being 25-60 μ A (depending on ambient temperature) and 45mA respectively at 9 volts.

The timing factor uses a slightly modified version of the better known type of delay circuit. Potential dividers have been eliminated in the quiescent state, and the time constant is derived from the charge time of a capacitor rather than its discharge, thus there are no capacitors across the battery supply.


As can be seen in Fig. 1, a.c. is fed from the bell through D1; the consequent d.c. is smoothed by C2. This produces a few volts bias at the base of TR2, and switches it on operating the relay. The relay in the off position serves to "ground" the base of TR2 through R4, and TR1 through R3, thus keeping the quiescent current low. At the same time, it keeps C1 fully discharged. When the relay is operated RLA2 connects the indicator bulb across T1 secondary.

Contacts RLA1 connect C1 to the base of TR1 via R2. C1 charges through R2, VR1, and R3, and biases TR1 negative. TR1 conducts via the bell and D1 supplies a continuous negative bias to TR2, which sustains the relay. This condition continues until the charge of C1 approaches a maximum when the bias at TR1 drops to a point where TR1 can no longer sustain TR2, and the relay drops out. C1 is then discharged by R1, and the transistors once more are "grounded".

The speed at which C1 charges is dependent on the setting of VR1, which may be adjusted to vary the time delay. If a short delay is required, a smaller value potentiometer should be used.

It is expected that one Ever Ready PP7 battery will operate this unit 1,800 times for a period of 2 minutes

Group photograph of the various units wired together. Left to right: bell, push button, transformer, repeater, indicator



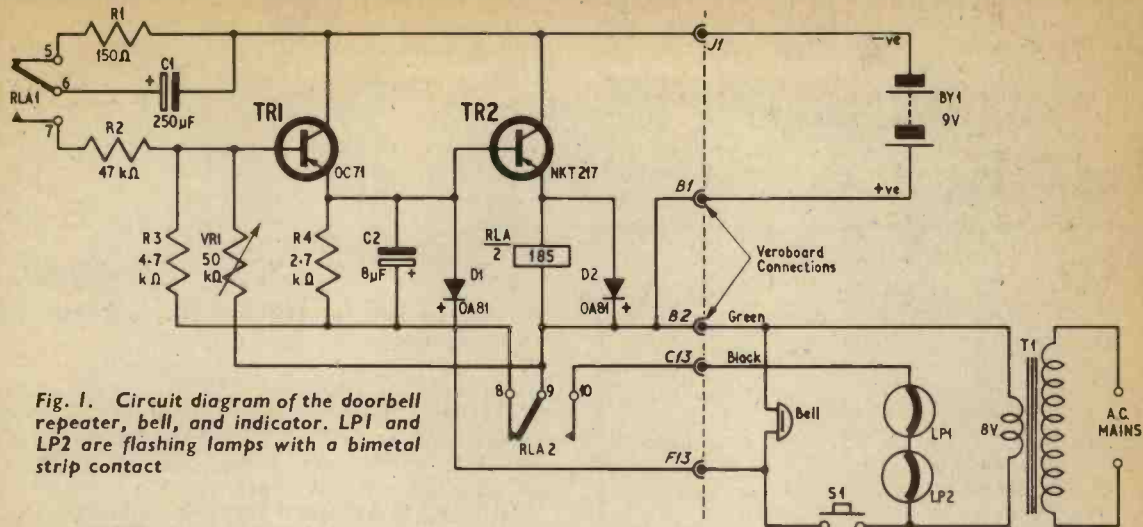


Fig. 1. Circuit diagram of the doorbell repeater, bell, and indicator. LP1 and LP2 are flashing lamps with a bimetal strip contact

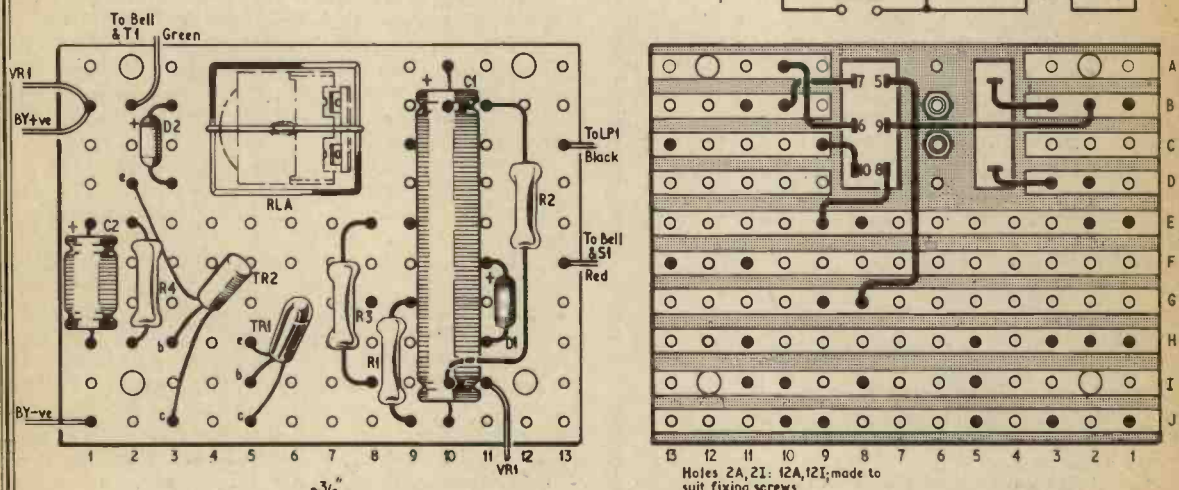


Fig. 2. Component layout and wiring of the Veroboard unit

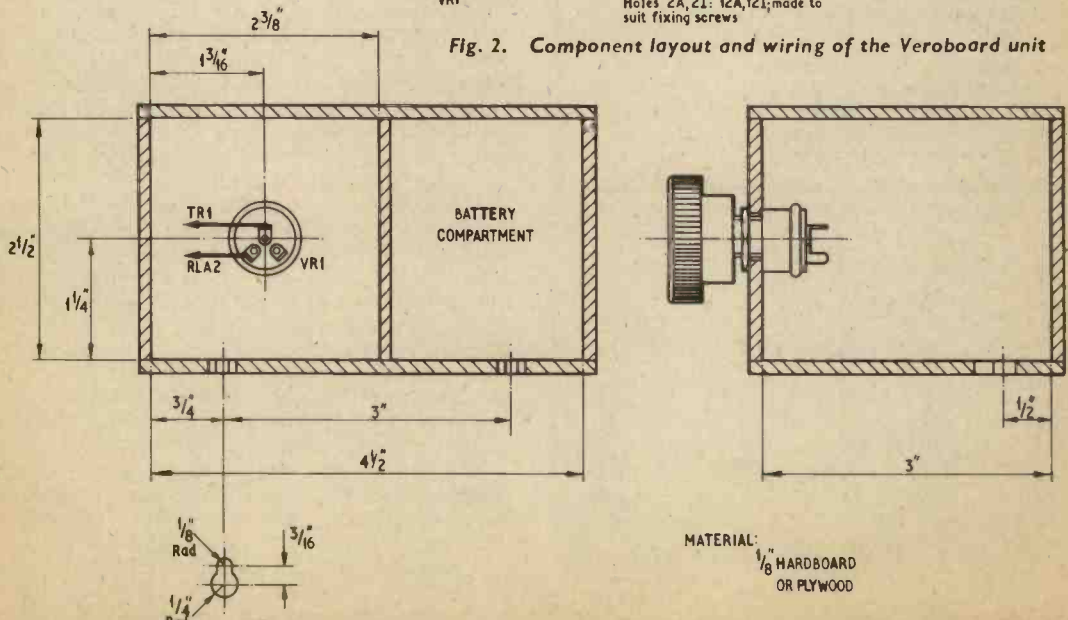


Fig. 3. Dimensions of the repeater housing showing the position of VR1 and the details of the keyhole slots to be cut in the back plate

per operation at 10 operations per day, or 3,600 operations using a PP9. It follows that this figure would be doubled at 1 minute periods.

Although the initial current is about 45mA at switch-on, this drops steadily to 4.5mA during illumination, at which point the relay drops out.

COMPONENTS . . .

Resistors

R1 150 Ω
 R2 47k Ω
 R3 4.7k Ω
 R4 2.7k Ω } All 10% $\frac{1}{4}$ watt carbon

Potentiometer

VR1 50k Ω linear carbon

Capacitors

C1 250 μ F elect. 25V
 C2 8 μ F elect. 15V

Transistors

TR1 OC71 (Mullard)
 TR2 NKT217 (Newmarket)

Diodes

D1 and D2 OA81 (Mullard)

Relay

RLA 185 Ω with two sets of changeover contacts.
 Type MH2P with socket or type MH2 without socket (Keyswitch Relays)

Transformer

T1 Primary 200-250V a.c.; Secondary 8V (Bell transformer)

Battery

BY1 9V (type PP7)

Lamps


LPI and LP2 6V 0.4A flashing bulbs (Pifco)

Switch

S1 Single-pole on/off push button

Miscellaneous

Veroboard 2 $\frac{5}{8}$ in \times 2in, 0.15in hole matrix
 Electric bell 8V
 Battery connectors, screws, wire
 Plywood for boxes (see diagrams)
 M.E.S. batten lampholders (2 off)



The repeater unit and flashing indicator box. The battery has been removed

COMPONENTS

Veroboard construction is used for simplicity, and the device kept as small as possible. Layouts are shown in Figs. 2 and 3.

The relay is a plug-in type chosen for its high performance, clean action, and ease of replacement. If economy is important, an MH2 type may be used and directly mounted without a socket. If the socket is used, however, this should be ordered with the relay, and suitable holes should be cut in the Veroboard to accommodate it.

Supply voltage to the unit may be varied between 5-25V without serious deterioration of performance, but a high voltage is rather impractical in view of battery size.

None of the resistance values are critical, nor the capacitance of C2, as long as this is about 8 μ F or more. Diodes D1 and D2 have a maximum current capacity of 150mA. This is important, as D1 has to supply about 40mA to the relay via the base-emitter junction of TR2 when the battery runs down. This switches the relay on and off twenty times per second, even without the battery supply and illuminates the bulb at half power. This automatically throws suspicion on the battery, and nothing else.

The indicators chosen were Pifco 6V flashing bulbs, which flash at a rate governed by a bimetal strip, situated near the filament. Because of their voltage rating, two must be used in series, but they are relatively inexpensive to run. The two may be displayed in the same room or in different parts of the house.

HOUSING

Size and appearance were borne in mind, since the unit will probably be mounted on a wall. Overall sizes of the two units are 3 $\frac{1}{4}$ in \times 4 $\frac{1}{4}$ in \times 2 $\frac{1}{4}$ in and 3in \times 2 $\frac{1}{2}$ in \times 1 $\frac{1}{8}$ in. Two inverted "keyholes" were cut in the back of the large box for mounting on screws in the wall.

A partition 2 $\frac{3}{8}$ in wide made of plywood is used to separate the battery from the main assembly. A small gap is left between the base and partition to allow the battery leads access to the battery.

The Veroboard is secured to the base by four round-headed $\frac{3}{8}$ in screws, and pieces of plastics cable sleeving are used to space the board from the base. This prevents damage to the underneath wiring.

A hole should be cut in the side of the box to accommodate VR1 and another in the left-hand side for the connecting cable to pass through to the lamp unit. Blocks are eliminated, saving a great deal of space.

The whole unit is covered in decorative plastics laminate to give a pleasing appearance. ★

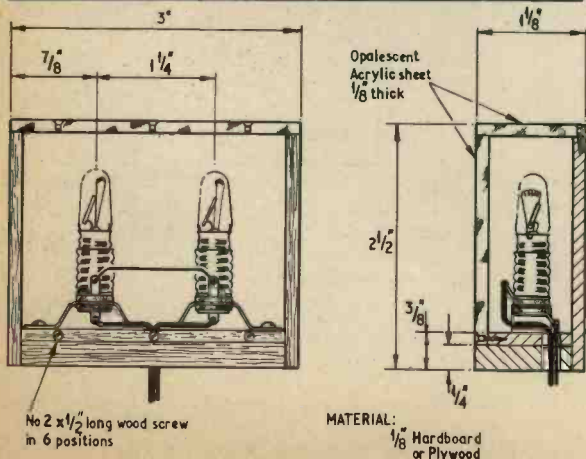


Fig. 4. Indicator lamps are housed in a small box with opalescent Perspex on two sides

COMMENTARY ON SOUND REPRODUCING EQUIPMENT BY CLEMENT BROWN

audio trends

HI FI UNITS

Redesigned tuners and other transistorised units have been introduced by the Chapman Division of Derritron. Tuner model FM1000A, for f.m. only, is fitted with a stereo decoder and sells at £39 11s 3d when prepared for cabinet mounting. A shelf mounting version is obtainable and there is also an a.m./f.m. tuner type FM1005A for which outstanding signal-to-noise ratio and sensitivity are claimed. This latter model has entirely separate sections for a.m. and f.m.

Also new from Chapman is model 310 integrated stereo amplifier which, at £50, is supplied as a free standing unit in a wood case. Output rating is 10 watts per channel and there are the usual inputs for pick-ups (magnetic and crystal), radio tuners and tape recorders. The amplifier and control unit sections can be removed from the case if cabinet mounting is preferred.

Eagle products marketed by Adler (see *Audio Trends*, November) include a transistor stereo pre-amplifier which provides the extra stage of voltage amplification needed when a magnetic pick-up is used with an insufficiently sensitive amplifier. This little mains powered unit, type PRE302, costs £5 16s 6d. There is a mono version. Bookshelf speakers from this firm have a rosewood finish and are available in several sizes, the smallest of which is the MS40 (£8 10s 6d).

NEW SPEAKERS

A new bookshelf speaker by LNB of Loughborough is known as the Charnwood and sells at £21 16s 0d. The drive units are a Celestion h.f. radiator and an E.M.I. 13in by 8in elliptical for bass. This firm, well known for its small labyrinth enclosures has now restyled its Lab 8 model in a Mk3 version, which is priced at 14 guineas.

Nichols Acoustical Fitments, of Church Street, Bubwith, Yorks, offer a range of robust enclosures and supply drive units by leading makers. Advice is available on suitable combinations to meet individual needs. The Derwent Minster (£19) and Major (£15), the largest models, have characteristics which suit the Celestion 12in units. The Minor, at £11 10s, has a volume of 1.66cu ft and the Bookshelf (£5 5s) encloses 0.41cu ft.

Next a note for those who like to make a practical contribution to their speaker system. The Decca Kardiod, until now a ready-made speaker, has been introduced in kit form at 40 guineas. This is the system which incorporates the Kelly ribbon h.f. unit and an acoustical lens device. Also of interest is the revised Heathkit catalogue, now obtainable from Daystrom Ltd., Gloucester.

The Triaxiom 212c, a triple-element drive unit for high fidelity use, has been added to the Goodmans range. The basically similar 1220c, with a 20 watt rating, is already well established; the new version, rated at 15 watts and again of 12in diameter, costs £15 10s. This type of unit is essentially a twin-cone speaker with a horn loaded pressure tweeter mounted in the centre.

AUDIO FURNITURE

Model S33 speaker enclosure by Design Furniture Ltd. measures 27in by 16in by 12in and is intended for use with various well known drive units. It is available in walnut, teak or mahogany finishes. A new equipment cabinet, model EQC18, has features which were determined to some extent by the results of a design competition held some time ago. For details write to the firm at Calthorpe Manor, Banbury, Oxfordshire.

There are two additions to the already extensive catalogue of Scandinavian audio furniture, a speciality of Howland-West. The "Viking Standard", 39in by 19½in by 12in, is an equipment cabinet finished in teak with matt black contrasting sections. The Perspex turntable cover runs in grooves and can be pulled to one side. This model costs 20 guineas and the solid teak plinth is an extra 6 guineas.

A similar "Major" model, 51in long, is priced at 24 guineas (plinth extra). The mounting board for the pick-up and turntable measures 19in by 18in. Model PE34 four-speed transcription turntable and arm, distributed in the U.K. by Howland-West, now retails at £30—considerably below the original price.



Model PE34 four-speed turntable unit.

This firm is also importing Barzilay cabinet kits from the U.S.A. The imposing equipment consoles, substantial and built to luxury standards, are mostly expensive, but there are large (6cu ft) loudspeaker enclosures which sell at a little over £70 a pair. Hand finished, oiled walnut is standard for these cabinets.

A British firm making high class furniture of specialised type is Balmforth and Battye, The Forge, Marland, Rochdale. Elegant cabinets, made in two sizes, are supplied for practically any combination of hi fi units. A new venture is an efficient horn enclosure for Lowther PM6 or PM7 drive units. Priced at £22 the enclosure contains a folded horn of 9ft total length, but the external dimensions of the cabinet are quite moderate. The weight of this model, 56 pounds, gives an idea of the robust construction.

FREQUENCY DIVISION



LAST month, various pulse circuits for driving Dekatron clock counters were described. Here we go on to see how the divider circuits can be matched to a display.

NUMERICAL DISPLAY

There are two main types of numerical display: high voltage discharge tubes and low voltage incandescent lamp displays. In general, it is simpler to use the first group with decade counters and the second group with transistor counters and we will proceed on this assumption.

Now let us see what the display circuits of the clock have to do. We want a count of 0 to 9 and 0 to 5 to display the minutes and 1 to 12 to display the hours (or 0 to 23 on a 24-hour clock). Once again this means using frequency divider circuits. The only difference is that we want to know the state of the count at any instant.

Using binary circuits (the flip-flops already considered) there are two ways of doing this:

Method 1 (divide by 10 as an example)

The binary divider shown in Fig. 15 divides by 10. A "truth table" is shown giving the output conditions of each divide by 2 circuit for each input pulse. A "0" signifies no output and a "1" signifies an output.

One has to be careful here; "0" output means that the output transistor is off, therefore the output voltage is highly negative; "1" output means that the output transistor is on therefore the output voltage is a very low negative voltage.

The conditions shown in this table must then be interpreted to light the appropriate number lamp; to light lamp 4 "A" must be on, "B" must be off, "C" must be on, and "D" must be off. This is expressed as $A\bar{B}C\bar{D}$. The bar over the B and D means "not B" and "not D". The "not" output is taken from the opposite transistor to that giving the normal output in the flip-flop. This is shown in Fig. 16.

Table I

Input Pulse Number	Output from			
	D	C	B	A
0	0	0	0	0
1	0	0	0	1
2	0	0	1	0
3	0	0	1	1
4	0	1	0	1
5	0	1	1	0
6	0	1	1	1
7	1	1	0	1
8	1	1	1	0
9	1	1	1	1

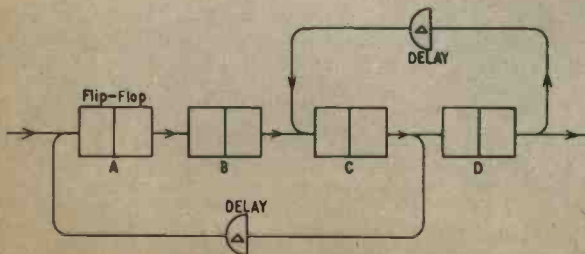


Fig. 15. Binary divide by 10 circuit

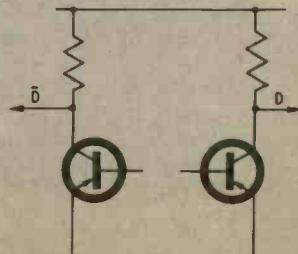


Fig. 16. The NOT output \bar{D} and normal output D from a flip-flop

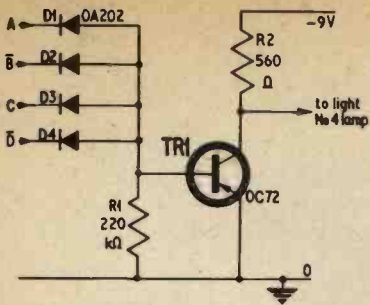


Fig. 17. Transistor AND circuit

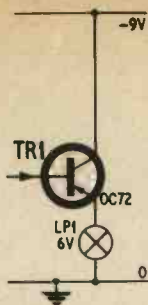


Fig. 18. Emitter follower for a 100 mA bulb

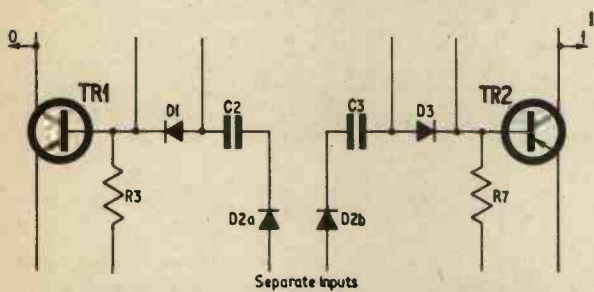


Fig. 20. Modified inputs (see Fig. 1) for the ring counter

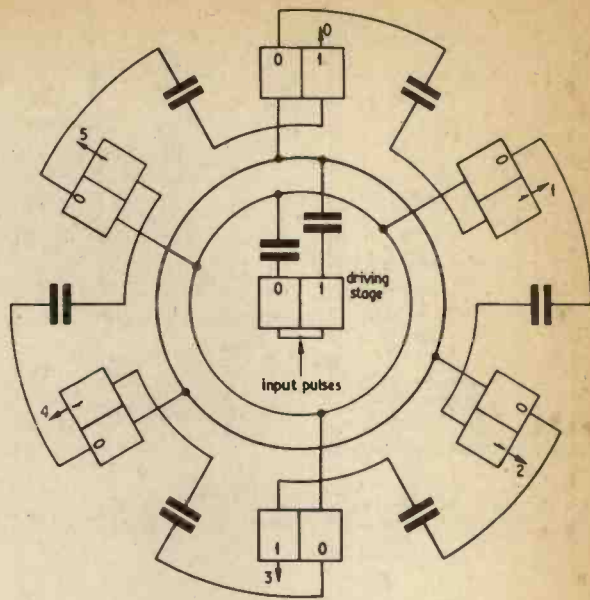


Fig. 19. Ring counter for driving six lamps

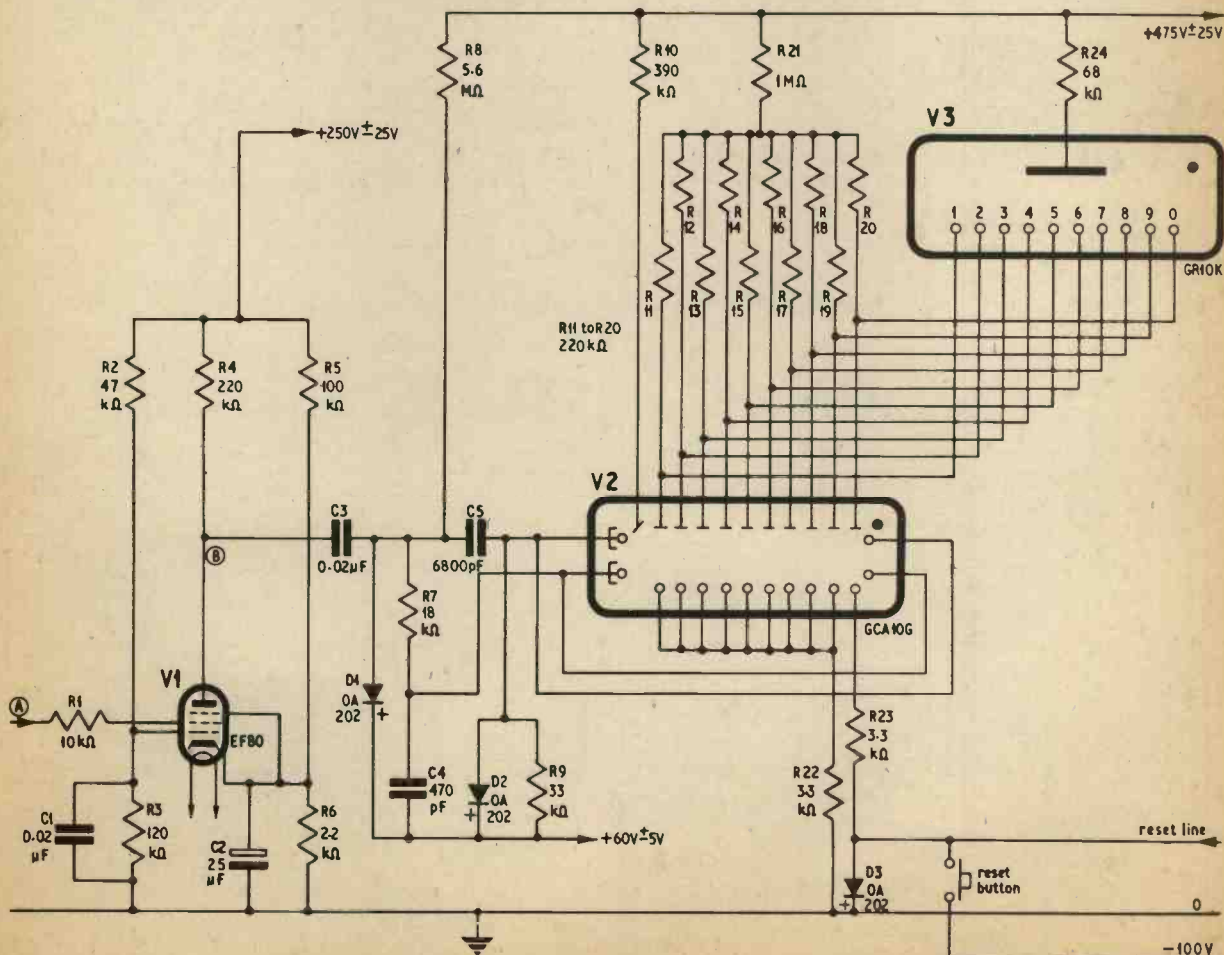


Fig. 21. Indicator drive stage using a Dekatron and Digitron

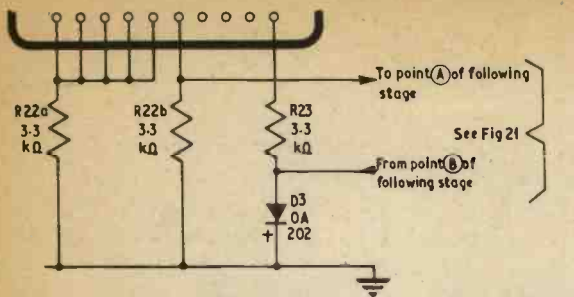


Fig. 22. Output taken from cathode 6, inverted and fed back into the reset line

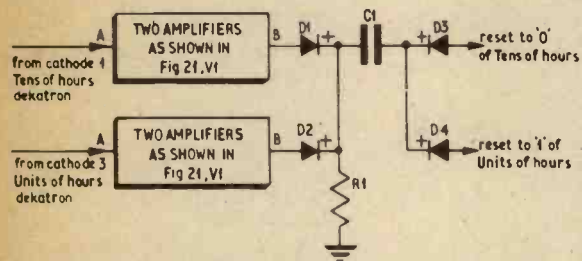


Fig. 23. Inversion of the hours output

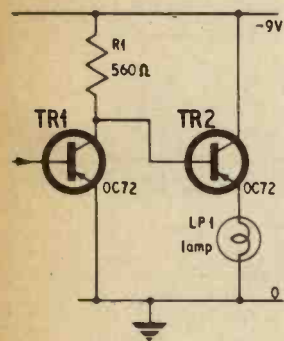


Fig. 24. Lamp driver for ring counters

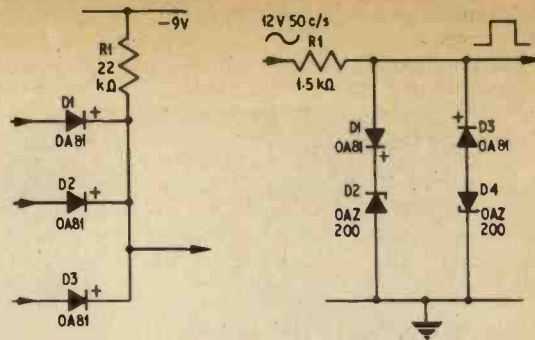


Fig. 25. OR circuit for three inputs

Fig. 26. Squarer for flip-flop drive

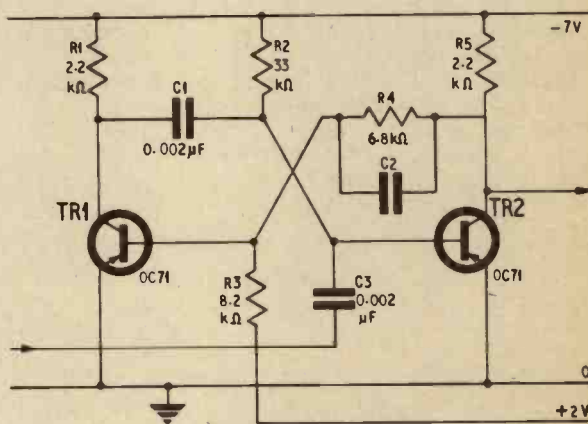
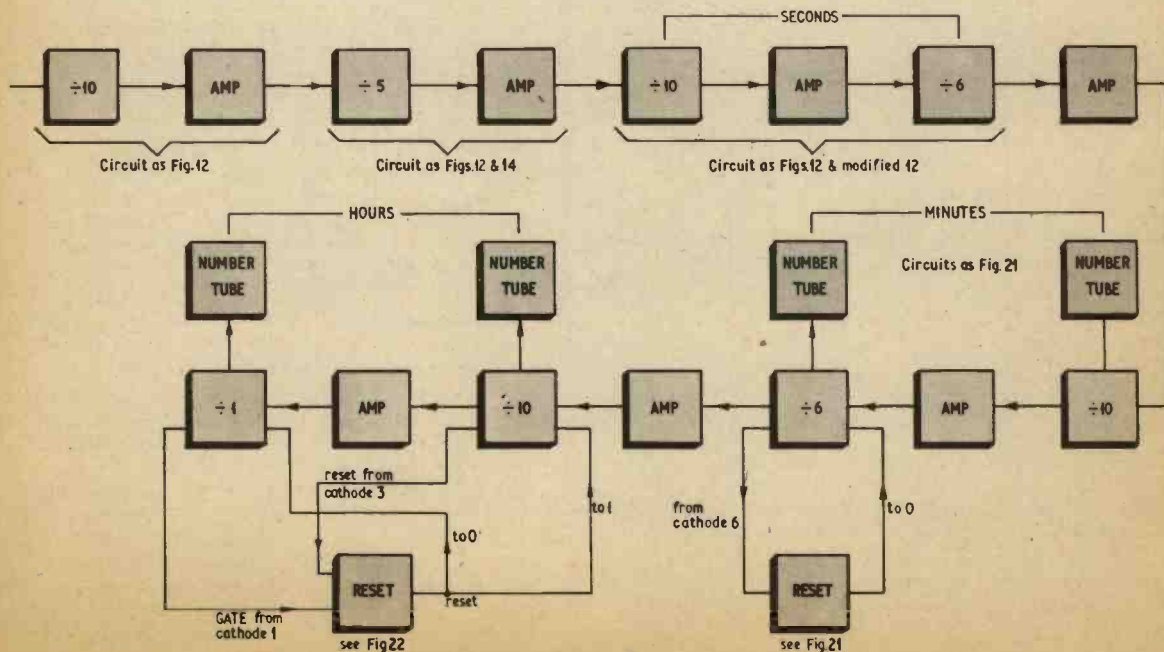


Fig. 27. Delay circuit

Fig. 28. Block diagram of an electronic clock using Dekatrons



Having found which circuit conditions have to light the lamps, we have to find a circuit which will satisfy these conditions and also provide enough power to light the lamps. An AND circuit will do the first and an emitter follower will do the second. The AND circuit is shown in Fig. 17.

The transistor will be nearly cut off and its collector voltage will be high only if all the inputs are in the "1" condition. The output of the transistor is then fed to an emitter follower to give current amplification sufficient to drive a lamp (in this example 6V, 0.1A) (Fig. 18).

RING COUNTER

The arrangement described above requires a large number of diodes, 112 for the AND circuits, but only 15 flip-flops for the display. There is an alternative method which uses more flip-flops but no extra diodes. This method is basically a ring counter made up of flip-flops, only one of which will be on for each lamp lit.

An example of a ring counter, one for driving 6 lamps (0 to 5 for tens of minutes) is shown in Fig. 19. Notice that the inputs to all the outer flip-flops are split, i.e. separate inputs to each transistor. Thus the input to the circuit shown in Fig. 1 has to be modified as shown in the redrawn section, Fig. 20. The two outputs labelled "0" and "1" are the outputs from TR1 and TR2 respectively.

The operation of the ring counter is as follows: assume that stage 2 is on and all other stages are off, i.e. TR2 is in the "1" state and all the other stages are in the "0" state, including the driving stage.

The next input pulse switches the driving stage to "1". This feeds a pulse to the outer ring to drive all those connected to it to "0". The only stage to be affected is stage 2. This then produces an output from its "0" terminal which will switch on stage 3. The next input pulse switches the driving stage from "1" to "0", producing a pulse on the inner ring, which switches off stage 3 and in turn switches on stage 4. Once again, a current amplifier is required to drive the lamps.

The final method of indicator drive is by using a Dekatron to drive a Digitron. This is shown in Fig. 21. This circuit is only suitable for counts from 0-9 and not for 0-5 and 1-12 as are also required for the clock display. For a count of 6, an output must be taken from cathode 6, inverted and fed on to the reset line, as shown in Fig. 22.

In order to obtain a count of 12, a further stage is required. An output from cathode 1 of this extra stage is used to "gate" an input which is obtained from cathode 3 of the previous stage. The output of the gating circuit provides a reset pulse to reset the additional stage to "0" and the previous stage to "1". Thus as soon as the indicators try to go to 13 they are reset to read 01.

Figs. 23 to 27 are supplementary circuits used in building up a complete clock such as shown in Fig. 28.

The circuits given will form a good basis for a clock but may need adjustments to get the best out of them.

Power supplies are not shown but are conventional and will be well within the compass of anyone attempting a project of this kind. It is stressed that the circuits given are only intended for guidance for the experimenter.

The estimated cost of the transistor version would be about £75, for the Dekatron version £25, excluding hardware. ★

Book reviews

RAPID SERVICING OF TRANSISTOR EQUIPMENT

By Gordon J. King

Published by George Newnes Ltd.

151 pages, 8½in × 5½in. Price 30s

ALTHOUGH this book is aimed primarily at first year students, service technicians, and enthusiastic amateurs, the author avoids the usual lengthy comparisons between valve and transistor circuits, thereby saving valuable space for a more direct treatment of up-to-date equipment. The emphasis, as the title suggests, is on fault finding, but there is a great deal of general information in the text to interest the casual reader.

The contents are as follows; transistor fundamentals, d.c. tests, signal condition testing, audio amplifiers with a disappointingly short section on video amplifiers, a good chapter on r.f. testing which includes u.h.f. tuners and boosters, tape bias/erase and other lowish frequency oscillators, radios, and a brief look at hi-fi amplifiers. Some of the circuit examples have component values and five fault diagnosis charts are provided. The concluding chapter, after a discussion of test equipment, becomes severely practical with printed circuit and soldering advice, and a list of "don'ts" for the unwary.

The index does little to help the reader, but clear paragraph headings will make a search for information more rapid than the time it takes to cure a fault. The book is well produced on semi-glossy paper with a durable cover, and it contains photographs.

D.B.

COMPUTER BASICS—INTRODUCTION TO ANALOGUE COMPUTERS

Published by Foulsham-Sams


288 pages, 8½in × 5½in. Price 30s

THIS VOLUME, which is of U.S. Navy origin, is only the first of a series of five books and this may explain some otherwise inexplicable peculiarities. Certainly, it came as a slight shock to find a book, supposedly on computer design, which did not contain a single circuit diagram of any sort. Throughout the book the emphasis is almost exclusively on mechanical means of calculation with lengthy discussions on the wheel-and-disc integrator, differential gear systems, the cam, and related devices. Apart from the occasional mention of electrical-mechanical analogies the subject of electronic calculation is left untouched. In fairness, though, it would seem that this deficiency is at least partly corrected in Book 2, the contents of which include a chapter on electronic calculating devices.

In addition to the descriptions of purely mechanical calculators there are chapters on basic and advanced computer mathematics which in some places become very advanced indeed.

By itself this book is of little value to those wishing to learn about the principles of electronic analogue computers, although coupled with Book 2 it would probably be appreciably better. On the other hand for anyone wishing to investigate the properties and capabilities of mechanical analogue devices it should be of considerable use and can be recommended.

S.T.A.



Cheaper TV Camera

THE ultimate in performance is expected from the latest television camera, the Mark VI, by Marconi. This camera uses a Vidicon photoconductive tube for black and white pictures although it can be changed for a Philips Plumbicon tube for special applications. The use of photoconductive tubes simplifies the associated circuitry, reducing both capital and operating costs.


Electronic Exchange in Service

THE first production electronic telephone exchange, Pentax TXE 2, was brought into public service on December 15 at Ambergate, Derbyshire, by the Postmaster-General. This new system relies on reed relay switches instead of the conventional types. It vastly cheapens relay production and improves reliability. However, this lower cost is offset by using sophisticated pulse circuitry which gives higher speed line location.

Dialled digits are stored until the final digit is registered, then the complete code finds the required line in 50 milliseconds. Faults are detected automatically and the exchange finds another path and prints out the fault on paper tape for servicing engineers.

It is possible in electronic PABX installations that the caller can dial direct into the required extension. Although Ambergate carries only about 900 lines at present, a "large" exchange version (more than 2,000 lines) is expected to be ready later this year.



The equipment is built by Ericsson Telephones, one of the Plessey Group of Companies, to Post Office specification.



Ghost Tractor

A NEW development in farming in this country is this remote control farm tractor. The unit here has been lifted out of its housing on the back of a tractor to show a 28-channel digital receiver built up on plug-in Veroboards.

Information is transmitted in binary code by on/off bursts of carrier. A memory store retains any required operation in the "on" or "off" state until a "change" signal is received. The electronic control system is the work of C. & L. Developments, of Weybridge in conjunction with the Ford Motor Company.



Solar Cell Television


THE FIRST sun powered television translator to cover areas where a signal is weak or non-existent is being installed in Jamaica. It is designed by T.I.E. (Communications) Limited using components manufactured by Hoffman Electronics Corporation, Marconi Company Limited, and Nife Limited.

The first installation has been deliberately located in an accessible area so that data from its operation can be easily received and evaluated. Subsequent installations will tend to be in remote areas, where mains electricity does not exist and where the provision of fuel and maintenance for engines is both difficult and expensive.

The Jamaica installation, opened in December, demonstrated for the first time that a television picture can be made available for some eight hours a day, or more, relying on sunlight as the only source of power.

Missile Use Teleprinters

A ROW of advanced communications equipment bearing a resemblance to a line of slot machines are seen here at the Aerojet-General plant in California. The devices are actually teleprinters awaiting assembly into flight communication systems for installation at U.S. Air Force Minuteman ballistic missile launch sites.





THE R1155

Classic

Origin

WHEN in 1940 the new R1155 receiver (with its companion T1154 transmitter) was released in small numbers to units of the R.A.F., its advent was greeted with surprise delight by signals personnel, for nothing quite like this had been seen (or heard) before. Offering one-knob operation allied to high performance, it brought about a revolution in the technique of air to ground communication, hitherto performed largely with the TR1082/1083 combination that used a t.r.f. receiver with adjustable reaction and 2 volt battery valves!

In later years the R1155 came under the shadow of receivers more recently developed and offering such improved facilities as greater audio output and a crystal filter. This situation, although depressing the post war selling price of the R1155, has added to the attractiveness of the receiver to persons desiring to embark on short wave reception at minimum cost.

Like most classic communication receivers the R1155 went through many "marks" of which the most important from the private listener's point of view is the R1155N, a variety introduced for air to surface vessel communication. Because this version covers the 160 metre amateur band it generally fetches a pound or two more than other varieties. On the "N" version the four most populated amateur bands occur, namely, 1.8Mc/s, 3.5Mc/s, 7Mc/s and 14Mc/s. For the 21 and 28Mc/s bands an external converter(s) would be needed, as also for the v.h.f. bands (see important note under "Modifications" below).

Basic Circuit

One r.f. amplifier	VR100 (KTW63)
Mixer	VR99 (X65)
Two i.f. amplifiers, both	VR100 (KTW63)
Beat oscillator and a.g.c. diode	VR101 (DL63)
Demodulator and audio amplifier	VR101 (DL63)
Tuning indicator	V1103 (Y61)

COMMENT: If the R1155 is purchased unmodified three valves additional to the above will be found on the chassis. These are associated with the direction

finding facility and have little or no value for amateur band reception. Their removal provides enough space for a small transistorised v.h.f. converter to be installed, or a 100kc/s calibration oscillator. Although all valves are conveniently 6.3 volt types it is well to check through all heater lines to ensure that none are in series-parallel modes.

Waveranges Covered

(Standard version)	75kc/s to 200kc/s.
	200kc/s to 500kc/s.
	600kc/s to 1,500kc/s.
	3,000kc/s to 7,500kc/s.
	7,500kc/s to 18,500kc/s.

Intermediate Frequency

560kc/s (It will be noted that a gap has been left for the i.f. in the above tuning ranges).

Power Requirements

A small power unit delivering 60mA at 220 volts and 2.5A at 6.3 volts will be adequate if the receiver is used "as is" but with the three D/F valves removed. If an output stage is added for loudspeaker operation the power requirements will rise to about 3A l.t. and 100mA h.t.

SPECIAL NOTE: The h.t. negative rail of the R1155 is *not* at chassis level, a biasing resistor being interposed. A separate h.t. negative point is on the 8-way power input plug on the front panel and any power unit used externally should be connected to this.

Controls

It is the big crescent shaped tuning scale that gives the R1155 its immediate recognizability. All bands are visible at a glance, and the big pointer may be set at once with a direct drive knob to the area it is desired to tune. A second concentric knob gives slow motion tuning of that area. For quick frequency setting this receiver has advantages over certain other subsequent sets in which laborious winding of the tuning knob is necessary to reach a desired frequency area.

In this, the fifth article in our short series dealing with classic communication receivers in this series, we come to a well known British model, popularly called the *Marconi Eleven Fifty Five*. Being obtainable more cheaply than many other receivers of similar age and performance, the R1155 is particularly attractive to younger purchasers wishing to embark on short wave listening for the first time.

Readers acquiring this model are recommended once again, as in previous articles in this series, to obtain at the time of purchase at least a circuit diagram together with as much other technical literature about the receiver which the vendor is able to provide.

It should be noted that handbooks for receivers featured in this series are often available from advertisers.

COMMUNICATION RECEIVERS

COMMENT: Unfortunately, the amateur bands, which will be the main preoccupation of most users of the R1155, are rather cramped and can be passed over with only a few turns of the slow motion drive. There is certainly a case for utilising external converters for all bands except "160" and "80", and using the set solely as an i.f. strip to give improved bandspreading. And because "160" occurs only on the R1155N an external converter for that band, too, may be worth considering.

Apart from the tuning control and wavechange switch, the only other controls requiring attention are the volume control, the b.f.o. pitch control (a trimmer just above the main scale), the master switch bottom right, which selects a number of functional operations, of which only the "AGC ON" and "AGC OFF" are of importance to the amateur user, and the audio filter, bottom left.

Recommended Basic Modifications

Additional Audio: In its airborne applications the R1155 was required only to feed aircrews' headphones. If a 6V6 output stage is built into the case to furnish high level audio it can conveniently occupy one of the redundant D/F valve sockets, suitably rewired.

Aerial Input: In Service applications pin 2 received a long wave aerial, and may be ignored. For short wave reception pin 1 of the front panel 8-way socket is the correct one to use. If external converters are to be employed it will be desirable to trace back the lead from pin 1 to its tapping on the r.f. stage grid input coil, and to substitute for it a length of 80 ohm coaxial cable brought to a panel mounting coaxial socket on the front. Only by this means will it be possible to minimise i.f. breakthrough caused by reception on the receiver's main tuning range.

Mute Switch: It is desirable to fit a toggle switch on the front panel to cut the h.t. positive line; or if the set is to be used alongside a transmitter a small relay can be fitted inside the case, arranged for the contacts to be closed to apply h.t. during receive periods.

Separating the Gain Controls: Many users like to do this in order to facilitate reception of single sideband signals. The existing ganged r.f. and a.f. controls can be readily separated; or one of them put out of commission, its leads wired to a new gain control of like value mounted on the front panel.

Redundant D/F Valves: If these and their associated components are removed the heater connections to socket pins 2 and 7 may conveniently remain to facilitate subsequent adaptation of these valve sockets to such purposes as audio output stage or crystal calibrator.

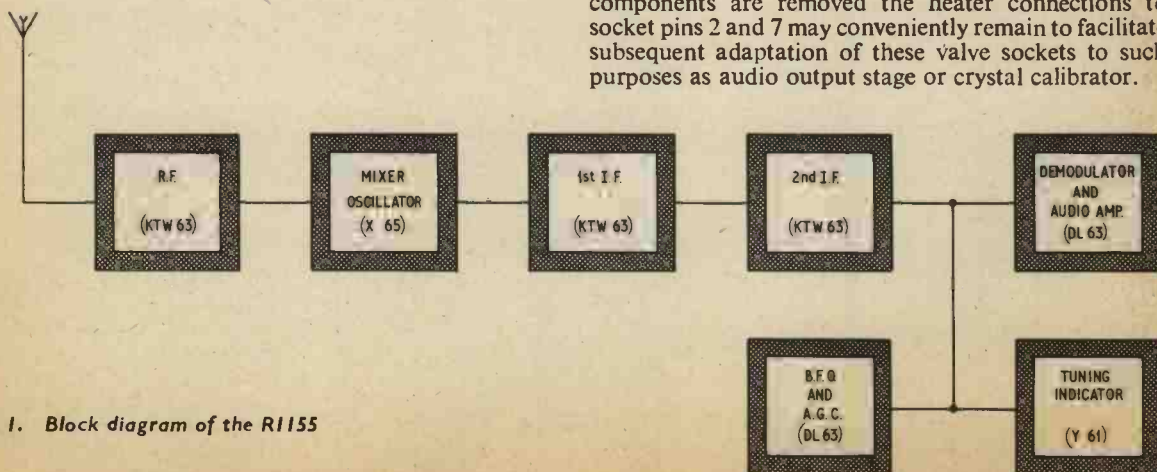


Fig. 1. Block diagram of the R1155



Recording LEVEL indicator

by A. M. GRUNDY

ALTHOUGH recording level meters are standard equipment on some of the more expensive tape recorders, many cheaper, and older recorders still use the magic eye to perform this function. It is true with some older machines that after long periods of use, the "eye" suffers from low emission and becomes dull.

Peering at the small segments of, for example, an EM34 can be rather trying and one longs for the clear indication of a meter. A meter is useful for giving reference levels of the matter to be recorded. The unit described here is a simple circuit for fitting in any tape recorder.

CIRCUIT

The circuit diagram is shown in Fig. 1. The first stage is an emitter follower, to give the unit a high input impedance so that it will not in any way affect the recorder circuit with which it is used.

The second stage is, at first sight, an ordinary common emitter amplifier. Closer inspection reveals that R3, the base bias resistor, is of a high value, 1 megohm. This means that TR2 is only just conducting; the base-emitter junction is acting as a diode, rectifying the a.c. input from TR1 and giving a d.c. output at TR2 collector.

Zero drift is slight, and may only be caused by changes in ambient temperature, as the voltage is stabilised by the Zener diode D1. However, a "set-zero" control, VR2, is supplied to make any adjustment to the zero calibration if this becomes necessary.

The time constant of the meter is the time t taken for the meter to fall to 0.37 of its initial value, as shown in Fig. 2, and is dependent on the value of the internal resistance of the meter R_m and C_4 . The relationship is given by the formula $t = C_4 R_m / 10^6$ seconds, where R_m is in ohms, and C_4 is in microfarads.

Using a typical $500\mu\text{A}$ movement, with an internal resistance of 500 ohms, and C_4 at $250\mu\text{F}$, the time constant is 0.125 seconds (nominal). The tolerance of the meter and the capacitor will modify this slightly.

It was found that this value was the most satisfactory, as it gave indication of sharp music transients, without flicker at low frequencies. Other designs investigated

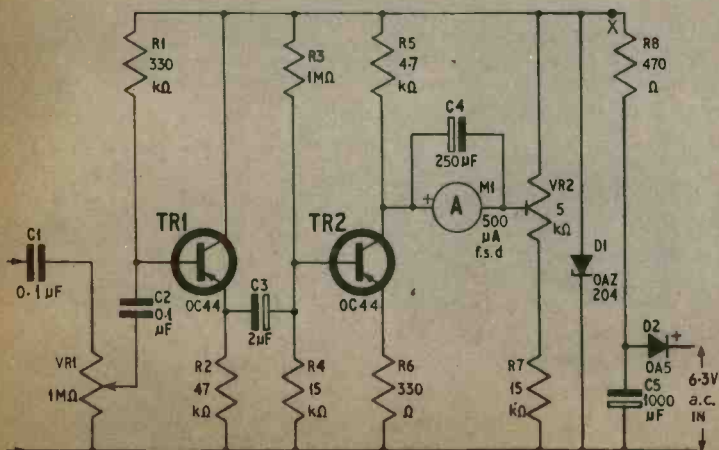


Fig. 1. Circuit diagram of the recording level indicator

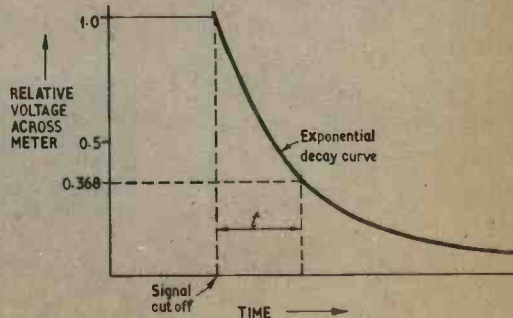


Fig. 2. Time constant characteristic of the meter

INCREASE YOUR KNOWLEDGE



RADIO TELEVISION ELECTRONIC ENGINEERING

MEMBER OF THE ASSOCIATION
OF BRITISH CORRESPONDENCE COLLEGES

CHOOSE THE RIGHT COURSE FROM
RADIO AND TELEVISION ENGINEERING,
INDUSTRIAL TELEVISION, RADIO AND
TELEVISION SERVICING, ELECTRONICS,
COMPUTERS AND PROGRAMMING,
ELECTRONIC TECHNICIANS, SERVOMECH-
ANISMS, TELEMETRY, CLOSED CIRCUIT TV,
INSTRUMENTATION, AND PRINCIPLES OF
AUTOMATION.

ALSO EXAMINATION COURSES FOR:

Inst. of Electronic and Radio Engineers
C. & G. Telecommunication Techns' Cert.
C. & G. Supplementary Studies
R.T.E.B. Radio/TV Servicing Cert.
P.M.G. Certificates.
Radio Amateurs' Exam.

LEARN AS YOU BUILD

Practical Radio Courses: Gain a sound knowledge of Radio as you build YOUR OWN 5-valve superhet Receiver and Transistor, Portable Signal Generator and High Quality Multitester. At the end of the course you have invaluable practical equipment and a fund of personal knowledge and skill. ICS Practical Radio Courses open a new world to the keen amateur.

THERE IS AN **ICS** COURSE FOR YOU

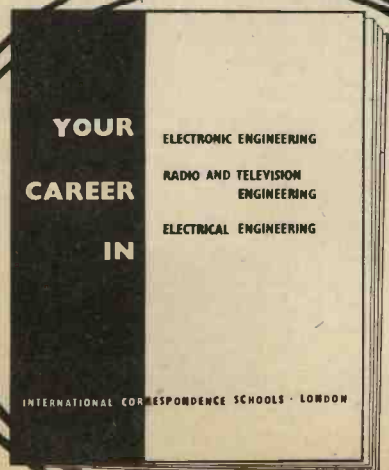
Whether you need a basic grounding, tuition to complete your technical qualifications, or further specialized knowledge, ICS can help you with a course individually adapted to your requirements.

There is a place for you among the fully-trained men. They are the highly paid men—the men of the future. If you want to get to the top, or to succeed in your own business, put your technical training in our experienced hands.

ICS Courses are written in clear, simple and direct language, fully illustrated and specially edited to facilitate individual home study. You will learn in the comfort of your own home—at your own speed. The unique ICS teaching method embodies the teacher in the text; it combines expert practical experience with clearly explained theoretical training. Let ICS help you to develop your ambitions and ensure a successful future. Invest in your own capabilities.

FILL IN AND POST THIS COUPON TODAY

You will receive the **FREE ICS Prospectus** listing the examinations and ICS technical courses in radio, television and electronics. **PLUS** details of over 150 specialised subjects.



PLEASE SEND FREE BOOK ON.....

NAME

ADDRESS

.....

OCCUPATION..... AGE.....

INTERNATIONAL CORRESPONDENCE SCHOOLS
Dept. 150, INTERTEXT HOUSE, PARKGATE ROAD, London, SW11
2/67

DE LUXE PLAYERS

4-Speed Players 2-Tone Cabinets 17x15x9in. High flux loudspeaker and High Quality Amplifiers ready built. Quality output. Volume and Bass controls. Special instructions enable assembly in 30 minutes, only 5 wires to join. 12 months' guarantee.



TO BUILD YOURSELF

PORTABLE CABINET As illustrated. To fit standard player or autochanger. **69/6**

RCS AMPLIFIER 3 WATT. Ready made and tested with UCL82 triode pentode valve. **59/6**

SINGLE PLAY UNITS

BSR GUT £419.6
Garrard SRP12 £419.6
Garrard SP25 £110.18.8
Philips AG1016 £12. 9.6
Garrard A70 £18.18.8
Garrard LAB80 £24.18.8
Garrard 401 £29.18.8

GARRARD TEAKWOOD BASE WB1 Ready cut for mounting 1000, 2000, 3000. **SP25, AT80** **72/6**

STELLA RECORD PLAYER AMPLIFIER

4 watt. 2 stage. 3 to 7 ohm. Neg. feedback. UCL82. UY65. 200-250v. A.C. tapped input. Chassis size 8 x 2 1/2 x 4in. high. Gold/Walnut knobs. Volume and Tone controls on separate Polished Wood Panel 6 x 2in. Brand new with makers' guarantee. **BARGAIN PRICE P. & P. 1/6. 78/6**

NEW TUBULAR ELECTROLYTICS		CAN TYPES	
2/350 v.	2/3 100/25 v.	2/-	8/600 v. 9/6
4/350 v.	2/3 250/25 v.	2/6	16/800 v. 12/6
8/450 v.	2/3 500/15 v.	3/-	18+16/500 v. 7/6
16/450 v.	3/- 8+5/15 v.	3/6	32+32/500 v. 6/-
32/450 v.	3/9 8+15/450 v.	3/9	50+50/350 v. 7/-
25/25 v.	1/9 16+16/450 v.	4/3	60+100/350 v. 11/6
50/50 v.	2/- 32+32/350 v.	4/6	100+200/275 v. 12/6


PAPER TUBULARS

350v.-0.1 9d., 0.5 2/8; 1 mfd. 3/-; 2 mfd. 150v. 3/-.
 500v.-0.001 to 0.05 9d.; 0.1 1/1; 0.25 1/8; 0.5 3/-.
 1,000v.-0.001, 0.0022, 0.0047, 0.01, 0.02, 1/6; 0.047, 0.1 2/6.
E.H.T. CONDENSERS. 0.001mfd., 7kV., 6/6; 20kV., 10/6.

SUB-MIN. ELECTROLYTICS. 1, 2, 4, 5, 8, 16, 25, 30, 50, 100, 250 mfd. 15v. 2/6; 500, 1000 mfd. 15v. 3/6; 2000 mfd. 25v. 7/-.
CERAMIC. 500 v. 1 pF. to 0.01 mfd. 9d.
SILVER MICA. Close tolerance (plus or minus 1/2 pF.), 5 to 47 pF. 1/-; ditto 1% 50 to 800 pF. 1/-, 1,000 to 5,000 pF. 2/-.
TWIN GANG. "0-0" 208 pF. +176 pF., 10/6; 365 pF., miniature 10/- 500 pF. standard with trimmers, 9/-; 500pF. small 3-plate 500 pF. 15/6. Single "0" 365 pF. 7/6. Twin 10/-.
SHORT WAVE. Single 10 pF., 25 pF., 50 pF., 75 pF., 100 pF., 160 pF., 5/6 each. Can be ganged. Couplers 9d. each.
TUNING. Solid dielectric. 100 pF., 300 pF., 500 pF., 3/6 each.
TRIMMERS. Compression ceramic 30, 50, 70 pF., 9d.; 100 pF., 150 pF., 1/3; 250 pF., 1/6; 800 pF., 750 pF., 1/9.
250v. RECTIFIERS. Selenium 1 watt 100mAs 5/-; BY100 10/-.
CONTACT COOLED 1 watt 60mA. 7/6; Full wave 75mA 10/-.

BAKER 12 in. STANDARD

The ideal High Fidelity Loudspeaker for high output at home or public address, etc.



Voice Coil impedance 15 ohms
 Max. Power 20 watts
 Bass Res. 40/50 cps.
 Flux 14,000 gauss.
 Voice Coil material 1 1/2 in.
 Response 40-14,500 cps.
 Chassis Solid Aluminium
 Overall dia. 12 1/2 in.
 Overall depth 6 in.

PRICE £8 POST FREE

CATALOGUE S.A.E.

GROUP MODELS FOR VOCALS
BASS, LEAD AND RHYTHM GUITARS
 30-10,000 cps. Voice Coils 15 ohms. Heavy duty

'Group 25' 'Group 35' 'Group 50'

12in. 5gns. 12in. 8gns. 15in. 18gns.
 25w. 35w. 50w.

LOUDSPEAKERS P.M. 3 OHMS. 2 1/2in., 3in., 4in., 5in., 7in. x 4in., 15/6 each; 8in. 22/6; 8 1/2in., 18/6; 10in. 30/6; 12in. 30/6; (15 ohms 35/6); 10 x 6in. 30/6; 8 x 5in. 21/6; E.M.I. Double Cone 15 1/2 x 8in., 3 or 15 ohm models 45/-; W.B. 10in. HF1012, 25.10.0; Sin. HF812, 24.10.0. Crossover 35/-; Horn Tweeters 3-16 Kc/s. 10w 28/6; 20w 20 Kc/s. 90/6. **JACK SOCKETS** Std. open-circuit: 2/8; close-circuit 4/6. **Chrome Lead Socket 7/6.** DIN 3-pin 1/3; Lead 3/6. **PHONE PLUGS 1/-.** Socket 1/-, Banana Plugs 1/-, Sockets 1/-, **JACK PLUGS STANDARD.** Chrome 3/-, DIN 3-pin 3/6. **WAVE-CHANGE SWITCHES WITH LONG SPINDLES.** 2 p. 2-way, or 2 p. 6-way, or 3 p. 4-way 3/6 each; 1 p. 12-way, or 4 p. 2-way, or 4 p. 3-way, 3/6 each. **WAXES.** "MAKING" 1 p. 12-way, 2 p. 6-way, 3 p. 4-way, 4 p. 3-way, 6 p. 2-way. Prices include click spindles, adjustable stops, spacers, etc., 1 waf. 10/6; 2 waf. 15/-; 3 waf. 19/6; 4 waf. 24/-; 5 waf. 28/6; extra wafers, 4/6. **TOGGLE SWITCHES.** 5 p. 2/-; d.p. 3/6; d.p.d.t., 4/-.

INTEGRATED STEREO AMPLIFIER 4 watt per channel. A splendid example of functional design and value. Gold enamel cabinet, size 7 x 3 x 6in. 200-250v. A.C. Separate Gram and Tuner inputs. Self contained. **£9.19.6**

Q MAX CHASSIS CUTTER

Complete: a die, a punch, an Allen screw and key
 jin. 14/6 lin. 15/9 1 1/2in. 18/- 1 1/2in. 20/6 2 1/2in. 37/9
 jin. 14/9 lin. 18/- 1 1/2in. 18/6 1 1/2in. 22/6 2 1/2in. 44/3
 jin. 15/6 1 1/2in. 18/- 1 1/2in. 20/- 2in. 34/3 lin. sq. 31/6

BARGAIN XTAL PICK-UP ARM Complete with ACOS LP-78 Turnover Head and Stylus 20/-; Stereo 30/-.
SPEAKER FRET Tegan various colours, 5 1/2in. wide, from 10/- ft.; 26in. wide from 5/- ft. **SAMPLES S.A.E.**
EXPANDED METAL GOLD or SILVER 12 x 12in. 6/-.
NEW GARRARD GRAM MOTORS 100-130v. A.C. 15/- per 200/250v. (in series), or 10/- each Post Free.

FULL WAVE BRIDGE SELENIUM RECTIFIERS: 2, 6 or 12 v. outputs, 1 1/2 amp.; 8/9; 2 a. 11/3; 4 a. 17/6.
CHARGER TRANSFORMERS. Tapped input 200/250 v. for charging at 2, 6 or 12 v., 1 1/2 amps., 17/6; 2 amps., 21/-; 4 amps., 26/-; P. & P. 2/6. Circuit free. Meter 5 amp. 10/6.

MOVING COIL MULTIMETER TK 25. 47/6
 0-1,000v. A.C./D.C., ohms 0 to 100k. etc.
MOVING COIL MULTIMETER EP190K. 79/6
 0-1,000v. A.C./D.C., ohms 0 to 3 meg. etc.
MOVING COIL MULTIMETER EP20K. 99/6
 0-2,500v. D.C. 20,000 ohms per volt. 0-1,000v. A.C. Ohms 0 to 6 meg. 50 Microamp full scale.

SPECIAL OFFER! NEW B.A.S.F. TAPE

7 in. L.P. 1,800 ft. (Cat. LGS35) 45/-
 7 in. D.P. 2,400 ft. (Cat. LGS26) 70/-

Spare Spools 2/6. Tape Splicer 5/-. Leader Tape 4/6.
 Tape Heads: Colliar 2 track 28/6 pair. B.S.R. 4 track 99/6


MAINS TRANSFORMERS Post 2/6 each

E.M.I. 290-0-290, 100 mA. 6.3 v. 4 a. 6.3 v. 2 a. 19/6
 250-0-250, 80 mA. 6.3 v. 3.5 a. Rectifier 6.3 v. 25/-; 1 a. or 5 v. 2 a.; Ditto 350-0-350, 29/6.
 M.T. 510/300-0-300 v. 120 mA., 6.3 v. 4 a. 29/6
 MINIATURE 200 v. 20 mA., 8 v. 1 a. 10/6
 MIDGET 220 v. 45 mA., 6.3 v. 2 a. 15/6
 SMALL 300-0-300 v. 70 mA., 6.3 v. 4 a. 19/6
 HEATER TRANS. 6.3 v. 1 1/2 a.; 7/6; 6.3 v. 4 a. 10/6
 Ditto tapped sec. 1.4 v., 2.3, 4, 5, 6.3 v. 1 1/2 amp. 10/6
GENERAL PURPOSE LOW VOLTAGE. Outputs 3, 4, 5, 6, 8, 9, 10, 12, 15, 18, 24 and 30 v. at 2 a. 45/-
 Ditto, 1 amp., 5 v., 15, 20, 25, 30, 35, 40, 55, 80. 29/6
 Sub-Min. Mains to 9 v. 80 mA. 2 x 1 1/2 in. 7/6
AUTO TRANSFORMERS 0-115-230 v. Input/Output. 60w. 18/6; 150w. 25/-; 500w. 82/6

CRYSTAL MIKE INSERTS

1 1/2 x 1in. 6/8; BM3 1 x 1in. 7/6; ACOS 1 1/2 x 1in. 8/6
TANNOY CARBON MIKE with Switch 5/6
MOVING COIL HEADPHONES 100 ohms (ex. Govt.) 12/6
H.R. HEADPHONES 2000 ohms 12/6, 4000 ohms 15/-
H.R. HEADPHONES 2000 ohms Super Quality 25/-

1967 GRAM CHASSIS £10.10



Three Wavebands: Five Valves: ECH81, EF89, Lonk., Med., Short. Gram. EBOS1, EL84, EZ80, 12-month guarantee. A.C. 200-250 v. Ferrite Aerial 5 watts 3 ohm. Chassis 13in. x 11in. x 5in. dial size 13in. x 4in. Two pilot lamps. Four knobs. Aligned calibrated. Chassis isolated from mains. **£10.10**

DE LUXE STEREO GRAM CHASSIS V.H.F., MW, SW 19-50m, SW 60-180m. Magic eye, push buttons. **£19.19**
 6 valve plus rect. Size 15" x 7" x 6" high

HIGH GAIN TV. PRE-AMPLIFIER BAND I B.B.C. Tunable channels 1 to 5. Gain 18 dB. ECC84 valve. Kit price 32/8 or 55/- with power pack. Details 6d.

BAND III I.T.A.—same prices. Tunable channels 7 to 13. Band I or III. Coils and circuit only, 9/6. Chassis 4/8. **B.C.C. 2 SUPER BOOSTER** transistor model. Ready built 75/-.

BLANK ALUMINIUM CHASSIS. 18 s.w.s. 2 1/2in. slides; 7 4in., 5/6; 6 x 7in., 6/8; 11 x 3in. 6/8; 11 x 7in. 7/6; 13 x 9in. 9/6; 14 x 11in. 12/6; 15 x 14in., 15/-.

ALUMINIUM PANELS. 18 s.w.s. 12 x 12in. 5/6; 14 x 9in. 4/8; 12 x 8in. 3/8; 10 x 7in. 2/9; 8 x 6in. 2/-; 6 x 4in. 1/6.

ALL PURPOSE TRANSISTOR PRE-AMPLIFIER
 Gain 14: 1. 250v. or 6v. input. Ready built with Mtu Metal input transformer for Mikes, Pick-Ups, Tuners. Instructions and circuit supplied. Post Free. **15/-**

DE LUXE TAPE SPICER. Cuts, trims, joins for editing and repairs. With 3 blades. **14/6**

4 CHANNEL TRANSISTOR MICROPHONE MIXER. Add musical highlights and sound effects to recordings. Will mix Microphone, records, tape and tuner with separate controls into single output. **59/6**

2 WAY INTERCOM and **BABY SITTER.** All transistor. 2 way call buzzer. Desk or wall mounting. Very good volume. For home, office or shop. **59/6**
 With long leads, battery, etc.

AM TUNER MEDIUM WAVE. Three Transistor Superhet. Ready built. Printed Circuit. Ferrite Aerial. Size 5 1/2" x 3 1/2" x 1 1/2". **79/6**
 Ideal for Tape Recorders.

3 WATT QUALITY AMPLIFIER. 4 Transistor Push-Pull Ready built, with volume control. **75/-**

NEW MANUFACTURERS SURPLUS UHF BBC 2 AERIALS
 BBC 2 Double Gold Ring Set Top Model 22/6
 BBC 2 Five Element Loft Model 32/6
 BBC 2 Five Element Outdoor Wall Mounting 42/6

NEW MULLARD TRANSISTORS

OC71 6/-; OC72 7/6; OC81D 8/-; OC81 6/-; AF115 8/-; AF114 8/6; OC45 8/-; OC45 9/-; OC71 9/-; OC710 8/6; AF117 7/-; OC28 12/6; AD140 15/-; OC35 15/- Holders 1/3.

ARDENTE TRANSISTOR TRANSFORMERS

D3035, 7.5 CT. 1 Push Pull to 3 ohms for OC72, OC81 11/-
 D3034, 1.75 1 CT. Push Pull Driver for OC72, OC81 11/-
 D3038, 1.5 1 Output to 3 ohms for OC72, OC81 11/-

TRANSISTOR MAINS ELIMINATORS. FAMOUS "POWER MITE" 9 VOLT. SAME SIZE AS P90 BATTERY. FULLY SMOOTHED. 150mA. FULL WAVE CIRCUIT. **45/-**

WEYRAD P50 — Transistor Coils

RA2W 8 in. Ferrite Aerial with car aerial coil 12/6
 Ore. P50/AC 5/4
 P50/ACC 470 k/ohms 6/7
 3rd I.F. P50/3CC 6/7
 Spare Cores 6d.
 Driver Trans. LFDT4 9/6
 Printed Circuit, PCA1 9/6
 J.B. Tuning Gang 10/6
 Weyrad Booklet 2/-

Volume Controls

100 Ohm Coax 6d. yd.
 Semi-rigid spaced Cable 40 yd. 17/6. 60 yd. 25/-.
 LIN. 1/5 3/. D.P. 5/-.
 STEREO L/S 10/8, D.P. 14/6.
 Ideal 825 lines

80 Ohm Coax 6d. yd.

FRINGE-LOSS 1/6 yd.
 Ideal 825 lines

COAXIAL PLUG 1/-. PANEL SOCKETS 1/-. LINE SOCKETS 2/-. OUTLET BOXES. SURFACE OR FLUSH 4/6.
BALANCED TWIN FEEDERS. 6d. yd. 80 or 300 ohms.
TELESCOPIC CHROME AERIALS. 6in. extends to 23in. 6/6 each. CAR AERIAL PLUGS 1/8. Sockets 1/3.

TV REMOTE CONTROL

For PHILIPS 19T7G11A, 121A, 125A, 142A, 23T7G11A, 113A, 121A, 331A, S.T.E.L.L.A. ST1033A 30 45A, 53A, COSOR CT1810A, 21A, CT2310A, 21A, 31A
 PHILIPS Price 3 Gus.
 Our Post Price **12/6** Free

Brand New. Includes 11ft. 7-way cable, MULLARD OA81 2 pots, 3 switches, 5 resistors

RETURN OF POST DESPATCH Minimum P.P. Charge 1/6 unless otherwise stated. C.O.D. 5/- extra. Full List 1/-. **CALLERS WELCOME**

RADIO BOOKS * (Postage 8d.)

Radio, T.V. Valves, Diodes, Transistor equivalents 10/6
 High Fidelity Speaker Enclosures and Plans 7/6
 Transistor Superhet Commercial Receivers 5/6
 Mullard Audio Amplifier Manual 9/6
 Radio Valve Guide, Books 1, 2, 3, 4, or 5 each 5/6
 Practical Radio Inside Out 4/6
 Transistor Audio Amplifier Manual 3/6
 Shortwave Transistor Receivers 5/-
 Transistor Communication Sets 6/-
 International Radio Stations List 2/6
 Radio Valve Circuit Diagrams for Beginners 5/6
 Sub-Ministrator Receivers 5/6
 Wireless World Radio Valve Data 9/6
 At a glance valve equivalents 6/-

RESISTORS. Preferred values, 10 ohms to 10 meg.
 1 w., 1/2 w., 1 w., 20% 4d.; 1 1/2 w., 8d.; 2 w., 1/-; 3 w., 10% 6d.
HIGH STABILITY. 1 w. to 10 w. Preferred values. 10 ohms to 10 meg. Dkto 5%, 10 ohms to 22 meg., 9d.
 5 watt 0.5 to 8.2 ohm 3 w.
 10 watt 1 to 16 ohm 3 w.
 15 watt 10 ohms to 6,800 ohms
 10K, 15K, 20K, 25K, 10W.
MAINS DROPPERS. Midget. With sliders. 0.3 a. 1 K., 0.2 a. 1.2 K., 0.15 a., 1.5 K., 8/- each.
LINE CORE 100 ohms ft. twin plus resistance. 1/- ft.
WIRE-WOUND 4-WATT WIRE-WOUND 4-WATT
POTS. T.V. Type. Values STANDARD SIZE POTS.
 10 ohms to 30 K., 3/3. LONG SPINDLE VALUES.
 Carbon 30 K. to 2 meg., 3/-. 50 OHMS to 100 K., 7/6.
VALVE HOLDERS. Int. Oct. 6d. Mazda Oct. 6d.; B7G, B8A, B8G, B9A. Moulded ed. Ceramic 1/-; B7G, B9A Cans 1/-. Valve base plugs: B7G, B9A, Int. Oct. 2/3.

C.R.T. BOOSTER TRANSFORMERS
 for heater cathode short or failing emission. 25% and 50% optional boost, 200/250v. AC input. State tube voltage required, 2 or 6 or 13 v. **15/6**

BRAND NEW QUALITY EXTENSION LOUDSPEAKER
 In tough cream plastic cabinet with 20ft. lead and adaptors. For any transistor radio, intercom, mains radio, tape recorder, etc. 3 to 15 ohm matching. Size: 7 1/2" x 5 1/2" x 3" **30/-** Post Free

THE INSTANT BULK TAPE ERASER AND RECORDING HEAD DEMAGNETISER

Leaded S.A.E. 200/250 v. A.C. **35/-**



RADIO COMPONENT SPECIALISTS 337 WHITEHORSE ROAD, WEST CROYDON

Written guarantee with every purchase. (Export: Send remittance and extra postage, no C.O.D.) Buses 133, 68 pass door. S.R. Stn. Selhurst. Tel.: THO 1665

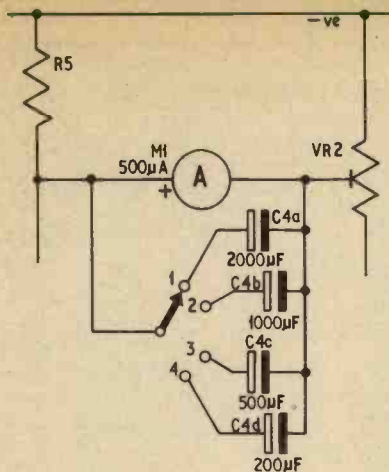


Fig. 3. A pre-selected switching arrangement providing four different time constants. Table 1

by the author had much larger time constants. If this is found desirable the value of C_4 can be modified to suit. Table 1 gives values of C_4 for some different values of t , for a 500 ohm meter.

Table 1. $R_m = 500$ ohms

t (sec.)	0.1	0.25	0.5	0.75	1.0	2.5
C_4 (μ F)	200	500	1000	1500	2000	5000

If a meter of different resistance is to be used, or if t is not covered by Table 1, the value of C_4 may be calculated by the formula,

$$C_4 = \frac{10^6 t}{R_m} \mu\text{F}$$

where t is in seconds and R_m is in ohms.

Fig. 3 shows a method of wiring in a selection of values for C_4 using a rotary switch.

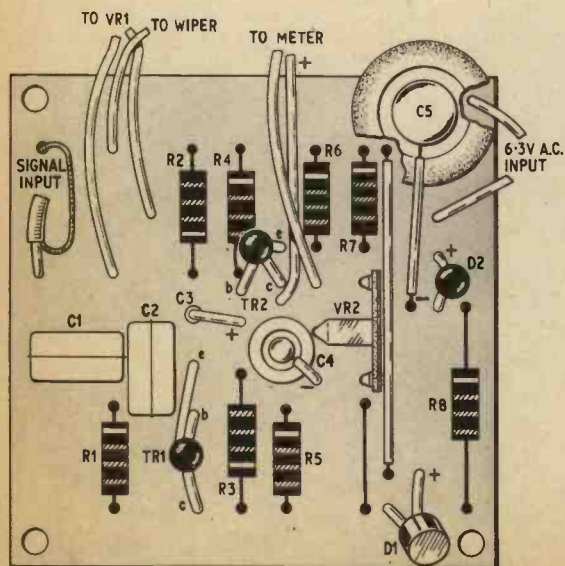


Fig. 4a. Component layout on s.r.b.p. with connections to the input, VR1, and 6.3V a.c. supply

Components . . .

Resistors

R1	330k Ω	R5	4.7k Ω
R2	47k Ω	R6	330 Ω
R3	1M Ω	R7	15k Ω
R4	15k Ω	R8	470 Ω

All 10%, $\frac{1}{4}$ watt carbon

Potentiometer

VR1	1M Ω log. carbon
VR2	5k Ω linear, preset carbon skeleton

Capacitors

C1	0.1 μ F polyester 250V
C2	0.1 μ F polyester 250V
C3	2 μ F elect. 15V
C4	250 μ F elect. 6V (see text)
C5	1000 μ F elect. 15V

Transistors

TR1, TR2	OC44 (2 off) (Mullard)
----------	------------------------

Diodes

D1	0AZ204 (6.2V Zener) (Mullard)
D2	0A5 or 0A10 (see text)

Meter

MI	500 μ A moving coil
----	-------------------------

Miscellaneous

	Cir-kit adhesive copper kit (see page 96)
	Screened cable for input
	P.V.C. wire

CONNECTING TO THE RECORDER

The take-off point from the recorder to the unit can be the grid tag of the magic eye valveholder but, if preferred, it can be the anode or grid of the output valve which feeds the recording head. Screened wire is recommended to avoid misleading readings due to hum. Connect the screen to chassis.




Fig. 4b. Cir-kit is stuck to the underside in strips to give the required connections between components

The unit has a high input impedance and plenty of sensitivity (0.6V minimum for f.s.d.). If the signal is taken from the anode, a setting of only a quarter of f.s.d. is needed. The frequency response is substantially flat from 10c/s to above 50kc/s.

Power for the meter circuit can be obtained from a simple half-wave rectifier, which is run off the 6.3V a.c. heater line. The voltage is stabilised by D1, a Zener, to avoid mains voltage variations affecting the sensitivity. Alternatively, the unit may be powered from a 6V battery, such as PP1 or four-pen cells. The life of a battery will almost equal its shelf life, since the current drain is only about 2mA.

Diode D2 is given in the components list as an OA5 or OA10; however, the base-emitter or the base-collector junctions of a transistor such as an OC72 may be used, the base being the cathode.

CONSTRUCTION

Having located suitable signal, earth and heater take-off points (a circuit diagram of the recorder is useful here), if a continental D.I.N. pattern 3 or 5 way socket can be added to the recorder, then the level meter may be connected via twin screened microphone cable. The prototype was finally fitted into the recorder, but any suitable case will suffice.

The circuit was built up using the Cir-kit technique (see page 96); the layout diagrams are shown in Fig. 4.

SETTING UP

Having connected up the unit to the recorder, set VR1 to the *earthy* end of its track, and VR2 to the *negative* end of its track. Switch on the recorder and check the voltage on the negative line (point X on Fig. 1). This should read about 6V. The meter M1 should read around 100 to 150, providing VR2 is set in the above condition.

Adjust the set zero control VR2 to bring the pointer to zero and then set the recorder controls to "record". Inject, at the recorder input, an audio tone of about 400c/s from a signal generator, being careful not to overload the pre-amplifier stage, and adjust the recording level control, so that the vanes on the magic eye indicate maximum signal level. Then adjust VR1, so that M1 reads 400.

On normal recordings of speech and music the needle should not rise above this. If desired, a red line may be painted on the meter scale at 400, to indicate the maximum.

The instrument could be used as the basis of an a.c. millivoltmeter. ★

INDEX

An index for Practical Electronics volume two (January 1966 to December 1966) is now available price 1s 6d inclusive of postage.

Orders for copies of the Index should be addressed to the Post Sales Department, George Newnes Ltd., Tower House, Southampton Street, London, W.C.2.

Meetings . . .

INSTITUTION OF ELECTRICAL AND ELECTRONICS TECHNICIAN ENGINEERS

LONDON

Date: January 16
Title: Semiconductors for Power
K. G. King, D.F.H., C.Eng., M.I.E.E.
Time: 6 p.m.
Address: I.E.E. Lecture Theatre, Savoy Place, London, W.C.2.

BRISTOL

Date: January 31
Title: The Future of Telecommunications
D. A. Barron, C.B.E., M.Sc., C.Eng., F.I.E.E.
Time: 7.45 p.m.
Address: Large Conference Room, Council House, Bristol.

SOCIETY OF ELECTRONIC AND RADIO TECHNICIANS

BIRMINGHAM

Date: January 17
Title: Post Office Tower, London
K. J. Lonnon
Time: 7.15 p.m.
Address: University of Aston in Birmingham, Gosta Green, Birmingham, 4.

INSTITUTION OF ELECTRONIC AND RADIO ENGINEERS

LONDON

Date: January 17
Title: Symposium on "Radio Microphones"
M. L. Gayford, G. R. Pontzen and R. W. Swain
Time: 6 p.m.
Address: London School of Hygiene & Tropical Medicine, Keppel Street, Gower Street, London, W.C.1.

HORNCHURCH

Date: January 26
Title: Some Applications of Electronics to Oceanography
A. M. East
Time: 6.30 p.m.
Address: College of Further Education, Ardleigh Green Road, Hornchurch.

SOUTHAMPTON

Date: January 17
Title: Colour Television, S. M. Edwardson
Time: 6.30 p.m.
Address: Lanchester Theatre, University of Southampton.

(Sponsored by the I.E.R.E. and I.E.E.)

STAFFORD

Date: January 17
Title: Electronic Exchanges, E. S. Grundy
Time: 7.15 p.m.
Address: Stafford College of Further Education, Tenterbanks.

JOINT MEETING

Date: January 31
Title: Colloquium on "Adaptive Control For Aircraft"
Time: 2.30 p.m.
Address: I.E.E., Savoy Place, London, W.C.2.

This is a joint conference sponsored by I.E.R.E., R.Ae.S. and I.E.E. Tickets are available from I.E.E., Savoy Place, London, W.C.2.

G

GET A GOLDRING HI-FI TURNTABLE UNIT FOR YOUR AMPLIFIER



GOLDRING-LENCO G.99

Incorporates the unique Goldring-Lenco continuously variable speed control and vertical drive features. Machined 8 lb. non-magnetic turntable. Push-button switching. Neon-lit stroboscope. Speed constant within 1% for up to 13% mains voltage change. £21.19.5d.

GOLDRING-LENCO GL 68

Continuously variable speed control with adjustable click-in positions for standard speeds. Arm takes interchangeable head-slides, and is raised and lowered by on/off switch. Wired for mono and stereo. £19.10.7d.



There's a Goldring, or Goldring-Lenco unit to match *any* amplifier—whether you build it or buy it. At the modest end of the scale there's the G.66 integrated hi-fi unit that comes complete with pick-up arm and cartridge for as little as 11 gns. Then there's the highly popular GL 68 (see left) and, for the man who wants the best he can get there's the GL 70 transcription unit with integrated transcription arm at a little under £30, or the sophisticated G 99 without arm, at around £22. Goldring hi-fi equipment includes transcription arms from 7 gns. upwards and a wide choice of cartridges. The coupon will bring you full descriptive leaflets.

GOLDRING HI-FI EQUIPMENT



To: **GOLDRING MANUFACTURING CO. (G.B.) LTD.**, 486-488 High Road, Leytonstone, London, E.11.

Please send me descriptive leaflets on

TURNTABLE UNITS TRANSCRIPTION ARMS

MONO & STEREO CARTRIDGES

HI-FI ACCESSORIES

Name _____

Address _____

To: Goldring Manufacturing Co. (G.B.) Ltd., 486 High Road, Leytonstone, London, E.11. Telephone: Leytonstone 8343

VARIABLE VOLTAGE TRANSFORMERS



50 AMPS



1/2 AMP

INPUT 230/240v. A.C. 50/60—
OUTPUT VARIABLE 0-260v.
BRAND NEW Carriage Paid.
Buy direct from the importer.
Keenest prices in the country.
All Types (and Spares) from
1/2 to 50 amp. from stock.
OPEN TYPE (Panel Mounting)
1/2 amp, £3. 3. 0. 1 amp, £4. 10. 0.
2 1/2 amps, £5. 12. 6.

SHROUDED TYPE
1 amp, £4. 10. 0. 2.5 amps,
£5. 17. 0. 4 amps, £8. 7. 6.
5 amps, £9. 0. 0. 8 amps,
£13. 10. 0. 10 amps, £17. 0. 0.
12 amps, £19. 10. 0. 15 amps,
£22. 0. 0. 20 amps, £32. 10. 0.
37.5 amps, £65. 0. 0. 50 amps,
£85. 0. 0.

1.5 amp. portable fitted metal case
voltmeter, lamp, switch, etc. £8.10.0
P. & C. 10/-. Similar to above 2.5
amp. £9.17.6. P. & C. 10/-.

100 WATT POWER RHEOSTATS (NEW)

AVAILABLE IN THE FOLLOWING VALUES

1 ohm, 10 a.; 5 ohm, 4.7 a.; 10 ohm, 3 a.;
25 ohm, 2 a.; 50 ohm, 1.4 a.; 100 ohm, 1 a.;
250 ohm, .7 a.; 500 ohm, .45 a.; 1,000 ohm,
280 mA; 1,500 ohm, 230 mA; 2,500 ohm, .2 a. Diameter
3/4 in. Shaft length 3/4 in., dia. 1/8 in. All at 27/6 each.
P. & P. 1/6.



25 WATT POWER RHEOSTATS

10 ohm, 1.5 a.; 25 ohm, 1 a.; 50 ohm, .75 a.; 100 ohm, .5 a.;
250 ohm, .3 a.; 500 ohm, .2 a.; 1,000 ohm, .15 a.; 1,500 ohm,
.12 a.; 2,500 ohm, .1 a.; all at 14/6. P. & P. 1/6.

"CABY" MULTI-RANGE TEST METER



Model B40. D.C. volt, 0-5 v., 2-5 v. at 10,000 ohm per volt. Ideal for transistor circuit testing. A.C. and D.C. volt, 10 v., 50 v., 250 v., 500 v., 1,000 v. at 4,000 ohm per volt. Resistance, 2 K ohm, 200 K ohm, 2 meg., 20 meg. Repair service available. Price includes Test Leads, Battery, Instruction book, Packing and Post (U.K.). £6.2.6. 3 additional models available from 5/- to £14.14.0. Leaflet gladly sent on request.

DEMONSTRATION RHEOSTATE Especially designed for educational use. 0-10 ohm in precision 1 ohm steps. Maximum current 5 amp. size. Height 1 9/16". Width 1 1/2". Depth 6 1/4". Price £4.19.6. P. & P. 7/6.



5 A. AD/DC VARIABLE VOLTAGE OUTPUT UNIT

Input 230v. AC
Output 0-260v. AC
Output 0-240v. DC
Fitted large Scale
Ammeter and Voltmeter, Neon Indicator, Fully Fused. Strong attractive metal case 15" x 8 1/2" x 6". Weight 24lbs. Infinitely Variable, smooth stepless Voltage Variations over full range. Price £30. C. & P. £2.



SENSITIVE GALVANOMETER

Centre Zero 300-0-300. Micro amp. 90 ohm. approx. Calibrated 30-0-30 in clear divisions. Mounted in sturdy sloping front case with top terminals. Price £4.10.0. P. & P. 2/6. Matching volt meter calibrated 0-3 and 0-15 v. D.C. £4.10.0. P. & P. 2/6. D.C. Ammeter 0-6a and 0-3a. £4.10.0. P. & P. 2/6. Set of 3 matching instruments. £12.19.0. P. & P. 4/6.



CONSTANT VOLTAGE TRANSFORMER

Input 185-250 v. A.C. Output 230 v. A.C. Capacity 250 watt. Attractive metal case. Fitted red signal lamp. Rubber feet. Weight 17 lbs. Price £11.10.0. P. & P. 15/-.



LIGHT SENSITIVE SWITCH

Kit of parts, including ORP12 Cadmium Sulphide Photocell, Relay, Transistor and Circuit, etc., 6-12 volt D.C. op. price 25/- plus 2/6 P. & P. ORP 12 including circuit, 10/6 each, plus 1/- P. & P.



A.C. MAINS MODEL

Incorporates Mains Transformer, Rectifier and special relay with 3, 5 amp mains c/o contacts. Price inc. circuit 47/6 plus 2/6 P. & P.

LIGHT SOURCE AND PHOTO CELL MOUNTING

Precision engineered light source with focusible lens assembly and ventilated lamp housing, to take MBC bulb. Separate photo cell mounting assembly for ORP.12 or similar cell, with optic window. Both units are single hole fixing. Price per pair £2.10.0 plus 3/6 P. & P.

UNISELECTOR SWITCHES

75 ohm coil 24 v. D.C.
6 Bank 25 position, 5 non-bridging 1 Bridging Wiper
5 Bank 25 position, 4 non-bridging 1 Bridging Wiper
6 Bank arranged to give 3 bank, 50 wiper
8 Bank arranged to give 4 bank, 50 wiper
These switches have been carefully removed from equipment.
All at 35/- each. P. & P. 2/6.

BRAND NEW 4 Bank 25 Way Uniselector, 3 Bank + Homing 25 ohm coil, 12-24v. D.C. operation £4.17.6 plus 2/6 P. & P.



230 VOLT A.C. GEARED MOTORS

5 r.p.m. 1-7 lb. inch £2.9.6. P. & P. 2/6
13 r.p.m. 1-45 lb. inch £2.17.6. P. & P. 2/6
80 r.p.m. 2-6 lb. inch £2.2.0. P. & P. 2/6

METERS 2 1/2" Flush Round A.C. AMMETERS 0-1, 0-5, 0-10, 0-15, 0-20 Amp. All 21/- each, p. & p. extra. A.C. VOLTMETERS 0-25, 0-50, 0-150V. All 21/- each, p. & p. extra. 0-300 V. A.C. m/c Rectifier £1.9.0

UNIVERSAL DEMONSTRATION TRANSFORMER

A complete composite apparatus, comprising a Transformer and electro-magnet with removable coils and pole pieces. Coil tapped for 230v, 220v, 110v, 115v; 6, 12, 36, 110v. A.C. These coils are also used for D.C. experiments. Complete with all accessories as shown. £17 + 15/- carriage. Leaflet on request.

Stenzly Type



WIMSHURST ELECTROSTATIC GENERATORS

£13/17/6, carr. U.K. (B.R.S.) 10/-. Leaflet on request.

VENNER 14-DAY CLOCKWORK TIMESWITCH

5 amp. 230 v. contact 1 on/off every 24 h. Fitted in metal case with key. Used but guaranteed. 47/- + 3/- P. & P.

BUILD AN EFFICIENT STROBE UNIT

FOR ONLY 37/6. We supply a simple circuit diagram and all electrical parts including the NSP2 Strobe tube which will enable you to easily and quickly construct a unit for infinite variety of speeds, from 1 flash in several seconds to several thousands per minute. 37/6 plus 3/- P. & P.

COMPACT HEAVY DUTY 6 volt DC RELAY

6-9 volt DC operation 30 ohm coil 2 x 10 amp c/o contacts, will handle up to 250 volt A.C. Size 1 1/2" high x 2 1/4" x 1 1/2". Price 7/6 plus 1/6 P. & P. 3 for 20/- post paid.

L.T. TRANSFORMERS All primaries 220-240 volts.

Type No.	Sec. Taps	Price Carr.
1	30, 32, 34, 36 v. at 5 amps.	£3.5.0 7/6
2	30, 40, 50 v. at 5 amps.	£5.5.0 9/-
3	10, 17, 18 v. at 10 amps.	£3.10.0 7/6
4	6, 12 v. at 20 amps.	£4.17.6 7/6
5	17, 18, 20 v. at 20 amps.	£5.12.6 10/6
6	6, 12, 20 v. at 20 amps.	£5.5.0 9/-
7	24 v. at 10 amps.	£3.15.0 7/6

MICRO miniature microphones

The Sennheiser sensation that shook the United States.



MM 23 magnetic label microphone. Cable with jack on request £5.15.0



MM 26 magnetic subminiature microphone. For built-in application £3.10.0



MM 301 magnetic micromodule. Ultra sensitive. For built-in application £4.18.0



MM 61 fountain pen microphone. High output. Special cable on request £5.19.0

For further details of all Sennheisers dynamic microphones contact your dealer or send C.W.0 to

Audio Engineering Ltd

33 Endell Street London WC2 TEM 0033

RAPID SERVICING OF TRANSISTOR EQUIPMENT

A systematic guide to the servicing of transistor radio television, tape and hi-fi equipment.

by G. J. King

30/-

Postage 1/-

GUIDE TO BROADCASTING STATIONS. 15th edition. Compiled by "W.W." 6/-. Postage 6d.

QUESTIONS & ANSWERS TRANSISTORS, by C. Brown. 8/6. Postage 6d.

HI-FI YEAR BOOK, 1966/7. 15/-. Postage 1/6.

TRANSISTOR POCKET BOOK, by R. G. Hibberd. 25/-. Postage 1/-.

RADIO VALVE DATA. 8th edition. Compiled by "W.W." 9/6. Postage 1/-.

REFERENCE MANUAL OF TRANSISTOR CIRCUITS, by Mullard. 12/6. Postage 1/-.

MEASURING METHODS AND DEVICES IN ELECTRONICS, by A. C. J. Beerens. 35/-. Postage 1/6.

100 IDEAS FOR DESIGN, by Electronic Design. No. 66. 15/-. Postage 1/-.

THE MODERN BOOK CO.

BRITAIN'S LARGEST STOCKISTS
British and American Technical Books

19-21 PRAED STREET

LONDON, W.2

Phone: PADdington 4185

SERVICE TRADING CO

All Mail Orders—Also Callers—Ample Parking Space
57 BRIDGMAN ROAD, LONDON, W.4
Phone 995 1560 CLOSED SATURDAY

Personal callers only
9 LITTLE NEWPORT STREET
LONDON, W.C.2 Tel.: GERrard 0576

Car BURGLAR ALARM System

By M. J. BUNCE



SEVERAL types of anti-theft devices for cars have appeared commercially, but these have two main disadvantages. Either they are relatively expensive or they give inadequate protection. Investigation shows that a simple ignition immobilising switch does not afford enough protection, as a skilled thief can easily overcome the action of such a device. What is required is a cheap device protecting two or more points of entry to the car in addition to an ignition immobilising switch. Such a device is described in this article.

PRINCIPLES OF OPERATION

The alarm sounding device used in this system, as in most conventional systems, is the car horn. When the driver leaves his car he actuates a concealed switch *outside* the car, which engages the alarm system. The alarm can be set off in several ways, as detailed below:

- (a) If the thief forces open a window this tilts the car sufficiently to actuate one of several critically-placed mercury switches.
- (b) If a skeleton key is used to open any door, the interior light switch closes and sets off the alarm.
- (c) If the car is disturbed in any way (i.e. in a hit-and-run accident) the alarm is set off.

Any attempts to stop the alarm by getting out of the car or closing the door will be foiled by the action of a set of hold-on relay contacts in the system. The only disadvantage of this system may appear to occur if the car is parked on a hill. In practice, however, this does not arise, as the mercury switches are arranged in such a way that they are actuated only by sideways movement, as a car is rarely parked broadside on to a slope.

CIRCUIT DESCRIPTION

The only components used in the system are two or three mercury switches as required, a two-pole change-over relay, and a concealed switch of suitable type.

The circuit diagram is shown in Fig. 1, and the system operates as follows. When the car is left and the concealed switch S3 is actuated, the coil of the relay RLA is effectively connected, in series with the interior light

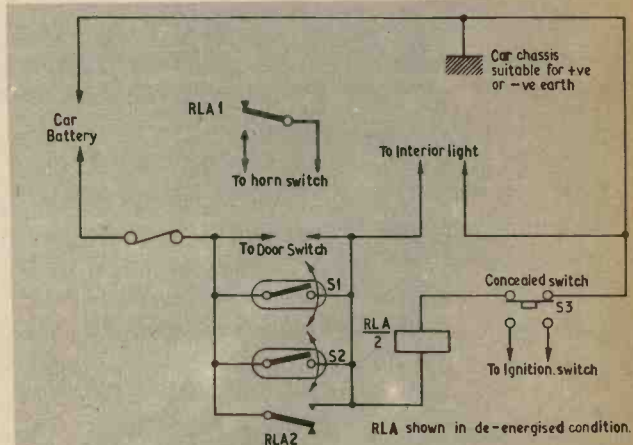


Fig. 1. Complete circuit diagram of the mercury switch (S1 and S2) alarm system

(door) switch, across the car battery. The mercury switches S2, S3 etc. shunt the interior light switch, and to make the system completely foolproof a normally open relay contact (RLA2) is also connected in parallel with these switches. The mercury switches are normally "open", as is the interior light switch when the door is closed.

If the concealed switch S3 has a double-throw change-over contact, the open contacts can be connected in series with the ignition lead to the key switch on the dashboard. This effectively immobilises the vehicle when the alarm system is engaged, and makes the system even more satisfactory in operation.

One advantage of this system is that it uses no current whatsoever unless the alarm is actually operating.

When the alarm has been set off, the only way it can be silenced is by operation of the concealed switch S3, due to the action of the hold-on relay contact RLA2.

CONSTRUCTION

It is recommended that the alarm unit is built in a reasonably sturdy metal box secured in the engine compartment of the car. The box will house the relay and one mercury switch. Most electrical connections can be made here, with the possible exception of the horn switch contacts and, of course, the interior light lead. The connections to and from the unit can be made via an octal plug and socket with a suitable cable harness. If several mercury switches are required, these can be fitted outside the box and connected via the cable harness. The box will then function more or less as a convenient junction box for all the leads.

SETTING-UP PROCEDURE

The mercury switches (which can be obtained quite cheaply on the surplus market) are best mounted in Terry clips. The switches should be fitted *across* the car so that they are *almost* making contact under normal conditions. When the car is rolled, they will then operate. If, however, roads with a steep camber cause

COMPONENTS . . .

Switches

- S1, S2 (etc.) Miniature mercury switches
- S3 Double-pole, changeover switch, or as described in text

Relay

- RLA Relay, 12V coil; 2 pole changeover contacts

Miscellaneous

- Suitable metal box, e.g. 6in x 4in x 2½in aluminium chassis with top plate. Octal plug and socket.
- Terry clips.

cannot be confused. A very ingenious type of switch will now be described, based upon a car radio aerial.

Certain types of fully-retractable car radio aerials have non-metallic tubes into which the aerial collapses. As the car radio (if fitted) will not be used with the aerial retracted, it is a simple matter to arrange a pair of contacts which close when the aerial is fully retracted.

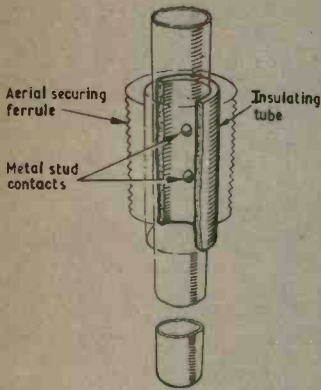


Fig. 2a. Two metal studs in an insulated tube are short-circuited when the aerial is retracted

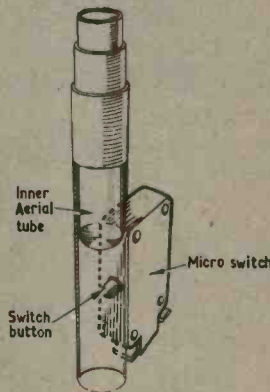


Fig. 2b. A microswitch button is depressed when the aerial is retracted




Fig. 2c. A microswitch is operated when mounted underneath the aerial

problems, the mercury switches may be mounted longitudinally at the expense of being unable to use the alarm when parked on steep hills.

An alternative system is to attach the mercury switch to the inside of the boot lid, to protect this in the event of a break-in. In this case there is less likelihood of a slight disturbance setting off the alarm accidentally. This setting-up is rather critical and may take a few minutes to achieve the optimum setting.

THE CONCEALED SWITCH

Any form of switch can be used for S4, but it is advisable to use a type in which the on and off positions

A number of systems of this type are shown in Fig. 2.

With such a system, the driver, when he leaves his car, simply retracts the aerial, thus engaging the system. Before re-entering the vehicle he raises the aerial with the special key which is supplied with such aerials. There is no reason why an aerial should not be used as a switch even if a car radio is not used, as few car thieves would suspect an aerial (especially retracted) of concealing the master switch of a highly efficient burglar alarm system.

This "aerial type" of switch is of course a simple single pole on/off device, and no provision can be made for connecting up to the ignition circuit in this case.




LOOK!

PRACTICAL!

VISUAL!

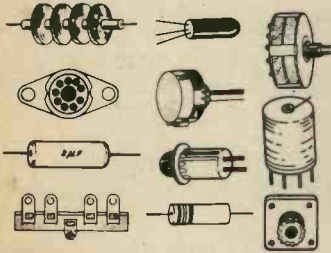
EXCITING!



a new 4-way method of mastering
ELECTRONICS
by doing — and — seeing . . .


1 ▶ OWN and HANDLE a

complete range of present-day **ELECTRONIC PARTS** and **COMPONENTS**

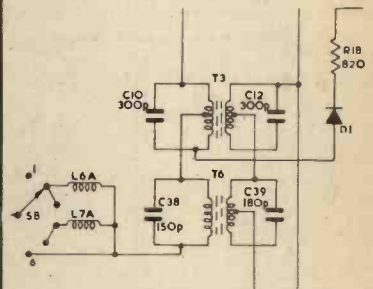


2 ▶ BUILD and USE

a modern and professional **CATHODE RAY OSCILLOSCOPE**



3 ▶ READ and DRAW and UNDERSTAND CIRCUIT DIAGRAMS



4 ▶ CARRY OUT OVER 40 EXPERIMENTS ON BASIC ELECTRONIC CIRCUITS AND SEE HOW THEY WORK . . . INCLUDING . . .

- VALVE EXPERIMENTS
- PHOTO ELECTRIC CIRCUIT
- A.C. EXPERIMENTS
- TRANSISTOR EXPERIMENTS
- COMPUTER CIRCUIT
- D.C. EXPERIMENTS
- AMPLIFIERS
- BASIC RADIO RECEIVER
- SIMPLE COUNTER
- OSCILLATORS
- ELECTRONIC SWITCH
- TIME DELAY CIRCUIT
- SIGNAL TRACER
- SIMPLE TRANSMITTER
- SERVICING PROCEDURES

This new style course will enable anyone to really understand electronics by a modern, practical and visual method—no maths, and a minimum of theory—no previous knowledge required. It will also enable anyone to understand how to test, service and maintain all types of Electronic equipment, Radio and TV receivers, etc.

FREE POST NOW
for
BROCHURE

or write if you prefer not to cut page

To: **BRITISH NATIONAL RADIO SCHOOL, READING, BERKS.** Please send your free Brochure, without obligation, to: we do not employ representatives

NAME..... BLOCK CAPS

ADDRESS..... PLEASE PE 2

BI-PAK SEMICONDUCTORS

8 RADNOR HOUSE
93/97 REGENT STREET
LONDON, W.1

* **VALUE PAKS** FOR '67
* — **NEW** **UNTESTED** —

LOW COST SILICON CONTROLLED RECTIFIERS (THYRISTORS) FACTORY TESTED
 1 AMP (TO-5 can) PIV EACH
 50 8/6
 100 9/6
 200 12/6
 400 22/6
 7 AMP (STUD) PIV EACH
 100 10/6
 400 30/-
 600 45/-
 400 PIV Power SCR 30 Amp. Special Price 80/-
 16 AMP (STUD) PIV EACH
 100 16/6
 400 40/-
 600 55/-
 50-400 PIV
 Free SCR Literature including Circuit Diagrams for Light Dimmers, Speed Controllers, AC Power Switch, etc., with SCR orders or on request.

FREE One 10/- Pack of your own choice free with orders valued £4 or over
FREE and/or LOGIC MODULES Gates, Memory Units, Timer Units, etc., details free
FREE

VALUE PAK 50 TRANSISTORS MIXED UNTESTED **10/-**
10 SCR'S UNMARKED, UNTESTED VOLTAGE RANGE 1 Amp 50-400 PIV **20/-**

3 OC139 Trans. NPN Mullard	10/-	3 High vlt. AF Trans. PNP ACY17	15/-
2 Drift Trans. 2N1225 100 M/Cs PNP	10/-	5 Sil. Rect. 750mA 100 PIV TEVAS	15/-
6 Matched Trans. OC44/45/81/81D	10/-	3 BSY95A Sil. Trans. STC	15/-
4 OA10 Diodes Mullard	10/-	3 Sil. Trans. OC200 Mullard	15/-
15 Red Spot AF Trans. PNP	10/-	2 Sil. Power Rect. 6 Amp. 200 PIV BYZ13	15/-
15 White Spot RF Trans. PNP	10/-	1 AF139 GERM. Trans. 1500 M/Cs	15/-
4 Sil. Rects. 3A 100/400 PIV	10/-	1 Sil. Power Trans. 100 M/Cs TK 201A NPN	15/-
4 NPN Trans. OC139 2N1302, ETC.	10/-	6 Zener Diodes 3-15Vlts. Mixed 400mW	15/-
2 10 Amp. Sil. Rect. 50/100 PIV	10/-	5 OAS Gold Bonded Diodes Mullard	15/-
8 Diodes 4 OA70, 4 OA79	10/-	1 2N1132 PNP PLANAR Trans. Sil.	15/-
1 5 AMP SCR 100 PIV	10/-	2 2N697 NPN PLANAR Trans. Sil.	15/-
3 Sil. Trans. 2S303 PNP	10/-	4 GERM. Power Trans. eqvt. OC16 Mullard	15/-
5 GEJ884 Trans. Eqvt. OC44	10/-	1 UNIUNION Trans. 2N2646 G.E.	15/-
10 Assorted Computer Diodes	10/-	2 Sil. Trans. 60VCB 200 M/Cs. ZT83/84	15/-
4 Zeners 5, 6.8, 10, 12 Vlts	10/-	1 Sil. PLANAR Trans. BSY25 NPN 100M/Cs	15/-
4 2C417 Trans. Eqvt. AF1116/117	10/-	1 Sil. Trans. 1S104 150 M/Cs HFE 200 NPN	15/-
2 200 M/Cs Sil. Trans. BSY26/27	10/-	2 SCR'S 50 PIV 1 Amp. TO-5 can	15/-
2 Bi-directional Trans. ASY66	10/-	1 Tunnel Diode IN3720 (TD-5) G.E.	15/-
4 High Current Trans. OC42 Eqvt.	10/-	1 2N2160 UNIUNION Trans. TO-5 can	15/-
2 Power Trans. OC26/35	10/-	2 Sil. Rect. 5 Amp. 400 PIV Stud	15/-
5 Sil. Rects. 400 PIV 250mA	10/-	1 Tunnel Diode AEY11 STC. 1050 M/Cs	15/-
3 OC71 Trans. Mullard	10/-	2 GERM. Power Trans. OC28/29	15/-
3 OC75 Trans. Mullard	10/-	3 Zeners 25 watt 18 and 22 volts	15/-
3 NPN Sil. Trans. 70 M/Cs	10/-	6 Sil. Rect. Type BY100 800 PIV 550mA	20/-
1 Power Trans. OC20 100 Vlts	10/-	8 Sil. Rect. 400 PIV 200/500mA	20/-
5 OA47 Gold Bonded Diodes	10/-	1 Transistor Manual by G.E. 648 pages	30/-
4 OA202 Sil. Diodes Sub-Min	10/-	1 Silicon Controlled Rect. Manual G.E.	30/-
3 OC77 Trans. Mullard	10/-	25 Mixed Sil. & GERM. Trans. New Marked	30/-
8 OA81 Diodes CV440	10/-	40 Mixed Semiconductors New Marked	40/-
3 Sil. Rects. 400 PIV 500 mA	10/-	1 Logic Module Handbook & Catalogue	17/6

120 GERM. SUB-MIN. **DIODES 10/-**

20 ALL TYPES MIXED VOLTS **ZENERS 10/-**

25 SIL. NPN 200 M/Cs **TRANSISTORS 10/-**

20 1 Amp. GERM. up to 300 PIV **RECTIFIERS 10/-**

60 SILICON 200 mA **DIODES 10/-**

16 SILICON 750 mA TOP-HAT **RECTIFIERS 10/-**

SILICON BRIDGE RECTIFIERS

NEW TESTED

600 PIV 2 Amp. at 55°C 25/- EACH
 800 PIV 2 Amp. at 55°C 30/- EACH

Our vast stocks change daily with hundreds of Semiconductor bargains becoming available. Just send 2/6 to cover 3 months mailing of our latest stock lists, eqvt. charts, circuits, etc.

Minimum Order 10/-. CASH WITH ORDER PLEASE. Add 1/- postage and packing per Order. GUARANTEED by return postal service. Overseas add extra for Airmail.

A COMPLETE RANGE OF SILICON RECTIFIERS
 750 mA TO 25 Amp. 50-1000 PIV NOW IN STOCK.
 ASK FOR PRICE LIST

CEECO proudly offers IDEAL GIFT



A new fully Transistorised **10 watt** Pre-Amp and Amplifier
 At a sensible price

- ★ STEEL Cabinet (with ample room for you to add-on stages AM/FM, etc.) } **FREE** with the following:
- ★ 10 watt Hi-Fi Pre-amplifier and power amplifier
- ★ Volume, Tone and Treble Controls
- ★ Metal Knobs (Silver pointer marked)
- ★ Professionally designed Front Panel (Silver)
- ★ Operating/Instructions booklet
- ★ Ready built and tested (in our free cabinet)

ONLY £6.19.6

Postage/Ins./parcel and packing charges Extra, 25/-

Power supply for the same available separately. Price list on request P.O./Cheques with orders. Write to

CEECO, 1a CARLYLE ROAD, CAMBRIDGE

For quick, easy faultless soldering



Easy to use and economical. Containing 5 cores of non-corrosive flux, instantly cleaning heavily oxidised surfaces. No extra flux required. Ersin Multicore Savbit Alloy reduces wear of copper soldering iron bits.



SIZE 5
HANDY SOLDER DISPENSER
 Contains 12 ft. of coil 18 s.w.g. Ersin Multicore Savbit Alloy. Quick and easy to use.
 2/6 each



NEW SIZE 15
 21 ft coil of 60/40 Alloy, 22 s.w.g. in a dispenser. Ideal for small components, transistors, diodes, etc.
 3/- each



SIZE 12
 Ideal for home constructors. Contains 102 ft. of 18 s.w.g. Ersin Multicore Savbit Alloy on a plastic reel. 15/- each (Also available in other sizes)



BIB MODEL 3
WIRE STRIPPER AND CUTTER
 Strips insulation without nicking the wire, cuts wire and splits plastic twin flex.
 4/- each

From Electrical or Hardware shops. If unobtainable write to:
MULTICORE SOLDERS LTD., Hemel Hempstead, Herts. M29 B

Silicon Planar TRANSISTORS

by G. Wareham

SILICON planar transistors are now becoming almost as cheap as germanium transistors. They are extremely versatile. The same type is often useful for both audio and radio frequency applications. But these new maids-of-all-work do differ in certain respects from the more familiar germanium transistors, and to get the best out of them these differences must be taken into account. This article is a brief guide to practical applications.

MANUFACTURING TECHNIQUES

Silicon planar transistors are made by techniques in which the flat, polished surface of a silicon "chip" is treated so that selected areas are modified to produce the base, emitter, and collector. In the transistor factory, the percentage of "good" transistors (the *yield*) is high, partly because the fabrication techniques are more precise than the old fashioned alloying process, and partly because the surface of the silicon is protected, during and after manufacture, by a layer of silicon oxide.

This layer gives the transistor such good protection against chemical attack that it is possible for most purposes to dispense with the usual vacuum-tight hermetically sealed encapsulation and simply embed the transistor in synthetic resin. This, again, makes for cheapness, and so we find that, despite the fact that transistor-grade silicon is extremely expensive, these "epoxy transistors" can still be sold for a few shillings each.

WORKING CONDITIONS

A glance at the collector characteristics (see Fig. 1) of a typical silicon planar transistor shows nothing which differs substantially from the familiar germanium transistor characteristics. A closer look shows that one curve is apparently absent: the curve for $I_B = 0$. The reason is simple: a *germanium* transistor with no base current still passes enough collector current to show up on the curves, because of internal leakage. But in *silicon* transistors the leakage is so small that the curve for $I_B = 0$ virtually coincides with the X axis, until a certain critical collector voltage is reached. Then, as the curves show, the collector current tends to rise indefinitely. A sharp rise of collector current takes place for other values of I_B . This tendency to pass large collector currents at large collector voltages is obviously not healthy for the transistor and the only thing to do is avoid high collector voltages.

A good rule of thumb is: do not work the transistor at more than half the absolute maximum voltage quoted in the manufacturer's data. Thus a transistor with $V_{CE\ max} = 18V$ will generally be all right at a battery voltage of 9V. The important exception is when the load is inductive. In this case, if the transistor is cut off abruptly, the collector voltage may rise far above the battery voltage. The situation is familiar to people who use transistors to operate relays, and the usual remedy is to connect a diode across the relay, so that it conducts and short-circuits the high-voltage "spike" which occurs on switch-off.

(There is nothing peculiar to silicon transistors here. Germanium transistors behave in the same way. But it is worth making the point again.)

EMITTER-BASE VOLTAGE

The curves of Fig. 1 do not show the one circuit voltage which is quite different from the corresponding one in germanium transistors. This is the base-emitter voltage V_{BE} which exists when the transistor is passing a given collector current. It is much bigger (0.5-1V) in silicon than in germanium transistors (0.1-0.3V).

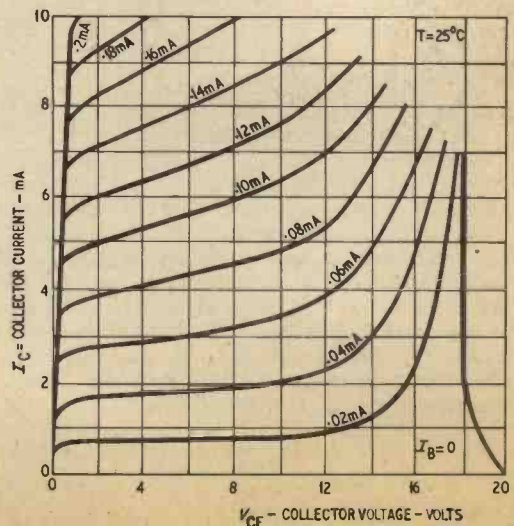


Fig. 1. Characteristic curves of typical silicon planar transistor

This has two practical results. One, not usually important, is that silicon transistors will not work from quite such low voltages as germanium ones, since there must always be enough voltage to provide the working V_{BE} , and this means, say, 0.6V minimum, whereas many germanium transistors will work with lower voltages than this.

However, the high V_{BE} can be turned to good advantage, and this is the second and more important result. A particularly simple and effective biasing system is possible with silicon transistors. This is shown in Fig. 2. Two resistors R_T and R_B form a potential divider across the collector-emitter circuit. Their values are selected so that the required V_{BE} is set up across R_B . A method of calculating the required values is shown on the diagram, but readers might be interested to know the reasoning behind it.

The important thing is that the bias resistors should not shunt the base input impedance of the transistor too heavily, and so cause a loss of input-signal current, but, on the other hand, they should stabilise the working conditions against variations in temperature and transistors. The first condition—not to shunt the input—calls for high values of R_B and R_T and the second—good stabilisation—for low values. These conditions are incompatible, and the system seems a bad one, until one takes some actual examples.

The d.c. or large-signal input resistance of the transistor is simply $V_{BE}/I_B = R_{IN}$. The a.c. or small-signal input resistance is $25 h_{ie}/I_E = r_{in}$. Now, $I_B = I_C/h_{FE}$, where h_{FE} is the large signal current amplification factor, so $R_{IN} = V_{BE} \cdot h_{FE}/I_C$. Taking the ratio of small-signal to large-signal input resistances we have:

$$\frac{r_{in}}{R_{IN}} = \frac{25h_{ie}}{I_E} \times \frac{I_C}{V_{BE} \cdot h_{FE}} \text{ (mA, mV)}$$

Now, if h_{FE} is large, I_C is very nearly equal to I_E . Also, under typical operating conditions, h_{ie} and h_{FE} are about equal. In this case,

$$\frac{r_{in}}{R_{IN}} \approx \frac{25}{V_{BE}}$$

In a typical planar transistor used in the type of circuit in question, V_{BE} is not likely to be very different from 625mV, and so

$$\frac{r_{in}}{R_{IN}} \approx \frac{1}{25}$$

The a.c. input resistance is only 4 per cent of the d.c. resistance. Thus a bias network which shunts the d.c. input resistance heavily does not necessarily shunt the a.c. input signal heavily. This is precisely what we want for good stabilisation combined with small signal-loss. A satisfactory compromise is to make R_B five times the a.c. input resistance. It is then typically one-fifth of the d.c. input resistance. In a germanium transistor, with $V_{BE} = 150\text{mV}$, the ratio r_{in}/R_{IN} would have been 1/6 and the best compromise factor $\sqrt{6} = 2.5$.

Bias circuits designed by this technique have the effect of compensating for the effects of differences in the gains of transistors on the working point. By calculating R_C , R_T and R_B for an average transistor we arrive at values which can be used for any transistor. It is necessary, if the system is to work really well, for the current gain to be high. Fortunately, the general-purpose planar transistors now coming on the market do usually have high gains ($h_{FE} = 50-300$) so this condition is easily met.

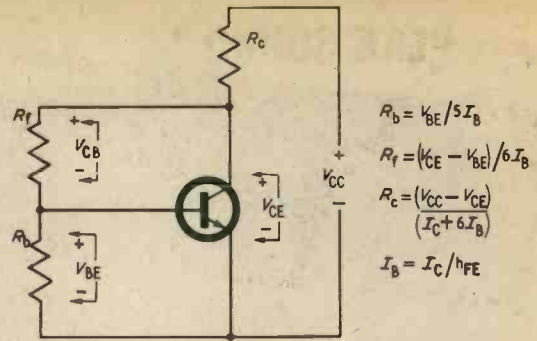


Fig. 2. The two-resistance bias circuit for RC amplifiers using high-gain silicon transistors. This compensates for both temperature and transistor variations and uses no electrolytic capacitors

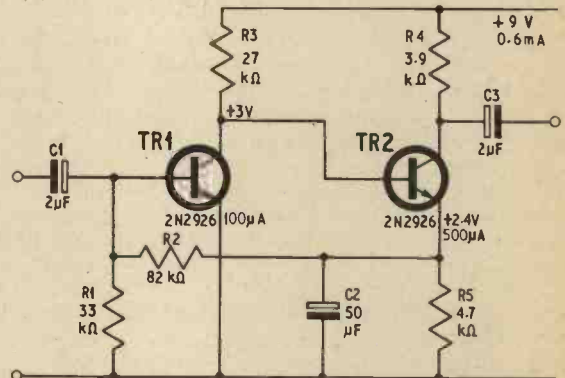


Fig. 3. General-purpose audio pre-amplifier. Both transistors may be high-gain 2N2926 (h_{FE} over 50)

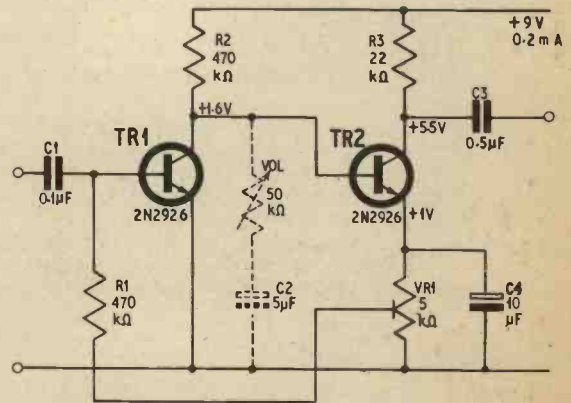


Fig. 4. In this "starved" amplifier TR1 passes only about 10 micro amps, and therefore generates very little noise. Amplifiers like this can often be incorporated into existing valve amplifiers, since they require very little current and the polarity of the supply voltage is the same as that of the existing high tension supply

LOW-NOISE AUDIO CIRCUITS

Silicon planar transistors are often noisier than their germanium counterparts at audio frequencies, yet they make excellent low-level audio amplifiers. The explanation of this paradox lies in the behaviour of the transistors at low collector currents. In general, reducing the collector current reduces the noise. But it also reduces the gain, so there is a limit below which reducing current serves no useful purpose.



PEAK SOUND

Cir-kit

THE WORLD'S MOST VERSATILE CIRCUIT BUILDING SYSTEM

ENABLES YOU TO BUILD THIS SUPERB

8 + 8 WATT STEREO AMPLIFIER FOR ONLY £12.19.6


What you should know about Cir-Kit

"Cir-Kit" is supplied in conveniently prepared packs to enable the home constructor as much as the lab. or industrial user to make single or prototype circuit boards quickly and very cheaply. "Cir-Kit" also provides the ideal way to repair existing conventional printed circuits. It comprises strip and sheet in 99.5% pure copper lacquered with corrosion resist on the rear and backed with an exclusively developed powerful self-adhesive which actually strengthens with age. "Cir-Kit" is quick, clean and instant in application, and easily modified. Nothing could be simpler or more efficient in making circuits as constructors as well as leading industrial organisations are finding to their advantage. "Cir-Kit" cuts costs too, as will be seen in the first Peak Sound Design pack offered here.

PEAK SOUND CIR-KIT PACK 3 comprising 6 x 1/2in. Bakelite Laminite E.10 board, 6 x 4in. Cir-Kit adhesive sheet and approx. 15ft. of 1/4in. adhesive Cir-Kit strip—enough for about 10 separate circuits, complete in sealed polythene pack with instructions

15/-

NO CHEMICALS, ETCHING, HEAT, SPECIAL TOOLS OR LAYOUT RESTRICTIONS



Peak Sound Design Pack SA. 8-8 WITH CIR-KIT, UNIQUE PEAK SOUND SHADOW TEMPLATE, CIR-KIT BOARD DRILL AND SOLDER

An outstandingly fine amplifier using circuit designed by A.E.I. to bring the best out of modern high-quality ceramic pick-up cartridges. With a total output of 16 watts into two 3.5 ohm loudspeakers, the SA. 8-8 has more than enough power for all domestic listening. Because YOU do all the building (and get all the satisfaction that comes from this) WE can offer this amplifier at a fantastically low price for quality equipment. Building with Cir-Kit is something new and stimulating in kit construction. When finished you will have a compact, powerful instrument to delight all who hear and see it — and anyone can build the SA. 8-8 even without previous experience.

CIR-KIT—THE SYSTEM THAT ENSURES UNBEATABLE VALUE WITH EXCITING NEW BUILDING TECHNIQUES

- ★ Specially developed circuit by A.E.I.
- ★ With 2 sets of 7 factory-matched transistors (14 in all).
- ★ Output—8! watts into a 3.5 ohm speaker per channel.
- ★ Frequency response—20 c/s to 20 Kc/s ± 3dB.
- ★ Input sensitivity — 180 mV—ideal for high quality ceramic P.U.s.
- ★ Power requirement—25V. d.c. at 0.6A at peak load current.
- ★ Controls—separate volume on each channel for perfect stereo balance; treble; bass; separate on-off.
- ★ Chassis serves as heat-sink.
- ★ Size 10in. wide X 3 in. deep X 2 1/2 in. high. Easily fits under motor board.
- ★ Kit includes: supply of Cir-Kit, unique Shadow Template for easy layout and component mounting and free Cir-Kit drill and solder.

10 STAR STEREO VALUE COMPLETE KIT AS DESCRIBED WITH INSTRUCTIONS. **£12.19.6** Peak Sound Mains Power Pack 75 -



Anyone can build this fine amplifier with complete success by using the ingenious self-checking Shadow Template and simple instructions. FROM YOUR USUAL DEALER, OR DIRECT IN CASE OF DIFFICULTY.

PEAK SOUND Cir-kit

Designed and manufactured by **PEAK SOUND (HARROW) LTD.**, 10 Asher Drive, Mill Ride, ASCOT, Berks. Phone: Winkfield Row 3217 (S.T.D. Code OEH47) Distributors to the Wholesale and Retail Radio Trade in U.K.: **TECHNICAL SUPPLIERS LTD.**, 63 Goldhawk Road, London, W.12 Phone: 603-2581; 603-4794

★ IN CASES OF DIFFICULTY, USE THIS DIRECT ORDER FORM

To **PEAK SOUND, 10 ASHER DRIVE, MILL RIDE, ASCOT, Berks.** Please send AT ONCE Cir-Kit Pack 3 at 15/- Peak Sound Design Pack SA. 8-8 at £12.19.6 Peak Sound Power Pack £3.15.0

Herewith please find £.....s.....d. cash/cheque/money order.

NAME.....

ADDRESS.....

BLOCK LETTERS PLEASE

P.E. 672

KIT AND EQUIPMENT OPPORTUNITIES FROM T.R.S

6 VALVE AM/FM TUNER UNIT

Med. 190 m., 550 m., V.H.F.—66 Mc/s-103 Mc/s. 6 valves and metal rectifier. Self-contained power unit. Magic-eye, 3 push-button controls, on/off. Med., V.H.F. Diodes and high output sockets with gain control. Illuminated 2-colour perspex dial 11" x 4in. chassis size 11 1/2in x 4in x 3 1/2in. Strongly recommended for use with Mullard amplifiers below. For A.C. mains 200/250v. Unbeatable value. Complete kit, inc. Power Pack as illustrated, 11 gns. Carr. 7/6. Ditto less Power Pack 10 gns. Carr. 7/6. Circuit and Const. details 4/6. Free with kit.



T.R.S. Stereo F.M. Decoder

Outstanding Kit value
Developed out of a proven Mullard design and produced specially by T.R.S. Six transistor unit with built-in stereo indicator, readily adaptable for use with valve or transistor equipment. For 9-15 v. operation. Complete kit with circuit and Instructions £4.19.6 (plus p/p 2/6). With pre-aligned inductors £5.5.0 (p/p 2/6). Mullard Coils for above 49/6 per pair.

PEAK SOUND STEREO AMP.

Model SA-8-8 17 watt stereo amp. Inc. pre-amp. Uses Cir-Kit for easy building. 14 matched transistors; 20-20,000 c/s ± 3dB. for high quality ceramic P.U.s. 3-8 ohm speakers. Output 8.5 watts per channel. A high-quality instrument for easy building and reliability. Complete with well presented Instructions £12.19.6 (p/p 4/-).
PEAK SOUND POWER PACK—75/- (p/p 5/6).


GARRARD UNITS

LM.3000 charger with 9TA stereo cartridge. 8 gns.
AT.60 De-Luxe changer with 12" cast turntable, less cartridge. 9 1/2 gns.
SP.25 De-Luxe single player less cartridge. 9 1/2 gns. Carr. and packing on above 7/6 each.
GARRARD PLINTHS suitable for any of above, with plastic cover 75/-. Carr. and packing 5/-.
Garrard Mono Cartridges from 15/- Stereo from 25/-

DE-LUXE RECORD PLAYER KIT

An elegantly designed quality instrument that builds into a superb reproducer. With 4 Sp. Garrard Auto-8flm unit and special Mullard high quality 3 watt printed circuit valve amplifier, vol. bass and treble controls, 8" x 5" 10,000 line speaker. Contemporary styled 2-tone cabinet, charcoal-grey and off-white with matching blue-velvet. Size 17 1/2" x 16" x 8". A stylish unit capable of quality reproduction. Circuit and const. details 2/6 (free with kit).

COMPLETE KIT £13.19.6
Carr. and Ins. 12/6
Ready wired 30/- extra. Illuminated perspex control panel escentheon, 7/6 extra. Four contemporary mounting legs, 6in. 10/6; 9in. 11/6; 12in. 12/6 extra.



WE ARE SINCLAIR SPECIALISTS

We carry full stocks of these world-famous all-British designs as advertised and give prompt delivery.
MICRO-6 Six stage vest-pocket revr. (Kit) ... 59/6
MICRO-FM 7 transistor F.M. tuner-revr. (Kit) ... 25.19.6
Z.12 combined 12 w. amp and pre-amp. built ... 89/6
STEREO 25 de luxe pre-amp/control unit built ... 49.19.6

"CIR-KIT" FOR INSTANT CIRCUIT MAKING

Indispensable for constructors. Enables you to produce "printed circuits" quickly and cleanly. Kit No. 3 inc. baseboard, processed copper and strip sheet as advertised.

15/-

CONDENSERS. 150v. working: .01 mfd., .02 mfd., .03 mfd., .04 mfd. 9d.; .05 mfd., 1 mid. 1/-; 25 mfd. 1/3; .5 mfd. 1/6
Midget elect. 1 mfd.-50 mfd. ea. 1/8; 100 mfd. 2/-.

MIDGET TUNING CONDENSERS, COILS, VOLUME CONTROLS, SPEAKERS, TRANSFORMERS, ETC.
3d. stamp brings latest bargain list.

TAPE BARGAINS

1500' 7" REEL American professional quality tape. 1 1/2 hrs. playing at 3 1/2 r.p.s. Leader and stop rolls. In sealed boxes. Ideal for 2 and 4 track machines, mono or stereo. Outstanding value at 17/6 per reel (p/p 1/- for first reel, 6d. each after first when ordered at same time).

UNIQUE DOUBLESIDED TAPE on 5 1/2" reels. Superb quality used in normal way. Ideal for experimenters too. 650' 9/-; 600' 8/6 (p/p 1/- per single reel, 6d. for each additional).

POSTAL AND PACKING CHARGES

Terms: C.W.O. or C.O.D., post and packing 1/6. 1/-, 1lb. 1/9, 3lb. 3/-, 5lb. 3/9, 8lb. 4/6, etc.

TRANSFORMER MANUFACTURING SERVICE

We manufacture all types Radio Mains, Transf. chokes, Quality O/P Trans., etc. Enquiries invited for special, prototypes for small production runs. Quotations by return.



RADIO COMPONENT SPECIALISTS

70 BRIGSTOCK ROAD, THORNTON HEATH, SURREY

(A few doors from Thornton Heath Station, Southern Railway)
Telephone: THO 2188. Hours: 9 a.m.—6 p.m. daily, 1 p.m. Wed.

Established 1949

TWO-YEAR GUARANTEE EX-RENTAL TELEVISIONS

17 in. £11.0.0

3 star Guarantee


- ★ Tube
 - ★ Valves
 - ★ Components
- Channels for all areas
Insured Carriage 30/-

FREE ILLUSTRATED LIST

A wide range of models, sizes and prices

17"—19"—21"—23"

Demonstrations daily



RADIOGRAM CABINETS

£9.10.0


19 Gns.



Superbly made and styled in Veneered English Walnut

LIFT UP LID TO CHANGER AND RECORD STORAGE COMPARTMENT

Position 8" x 5" Twin Speakers
Dimensions: 40 x 16 1/2 x 15 1/2
Legs 1 gn. Carr. 30/-
Other Models — Send for List



An elegant Stereogram Cabinet in modern Veneered Mahogany

BLACK LEATHERETTE SIDE PANELS

Dimensions: 52 x 17 1/2 x 12

Speaker positions for Twin 10" x 5" Speakers

T.V. TURRET TUNERS 2/6
New Less Valves. Slim Models 5/-
Press Button Models 19/6. P. & P. 2/6.

VALVES £1 per 100. Assorted TV and Radio. Surplus ex-rental dismantled receivers. Post 4/6. Send for list.

TRANSISTORS 3/- each. OCB1. OCB2, AF117.



TRANSISTOR CASES 7/6. 9 1/2" x 6 1/2" x 4 1/2" P. & P. 3/6.

TRANSISTOR CASES 19/6. Cloth covered, many colours. Size 9 1/2" x 6 1/2" x 3 1/2" P. & P. 3/6. Similar cases in plastic 7/6.

RECORD PLAYER CABINETS 49/6. Latest designed covered cabinets. Takes any modern Autochanger. P. & P. 7/6.

SINGLE PLAYER CABINETS 19/6. P. & P. 7/6.



DUKE & CO. (LONDON) LTD.

621/3 ROMFORD ROAD MANOR PARK, E.12

Phone: ILFord 600-1-2-3. Liverpool Street—Manor Park—10 mins. Stamp for Free List.

4-STATION INTERCOM



£6/5/6

Solve your communication problems with this 4-Station Transistor Intercom system (1 master and 3 Subs), in de-luxe plastic cabinets for desk or wall mounting. Call/talk/listen from Master to Subs and Subs to Master. Ideally suitable for Business, Surgery, Schools, Hospital, Office and Home. Operates on one 9V battery. On/off switch. Volume control. Complete with 3 connecting wires each 6ft. and other accessories. P. & P. 6/6.

INTERCOM/BABY ALARM



Usually ~~£49/6~~
Our Price ONLY

49/6

Modernize business or home with this new two-way Portable Transistor Intercom, consisting of Master and Sub, in strong plastic cabinets with chromium stands. Designed as a two-way instant communication system. Call/talk/listen from Master to Sub and Sub to Master. Operates on one 9V battery. Complete with 60 ft. wire. Battery 2/6. P. & P. 2/6



Telephone Amplifier. Take down long telephone messages or converse without holding the handset. A status symbol! Yes, but very useful one. On/off switch. Volume Control. Operates on one 9V. battery supplied for 2/6 extra. P. & P. 2/6.

Full price refunded if not satisfied in 7 days.
WEST LONDON DIRECT SUPPLIES (P2/B)
169 KENSINGTON HIGH STREET, LONDON, W.8.

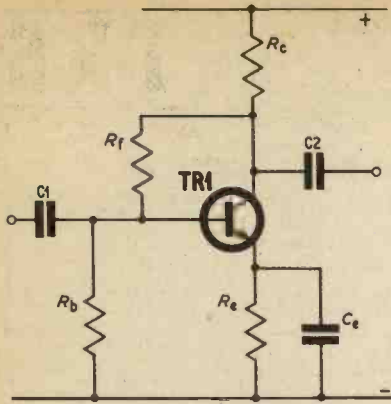


Fig. 5. In wide-band RC amplifiers an emitter resistor and capacitor provide high-frequency compensation

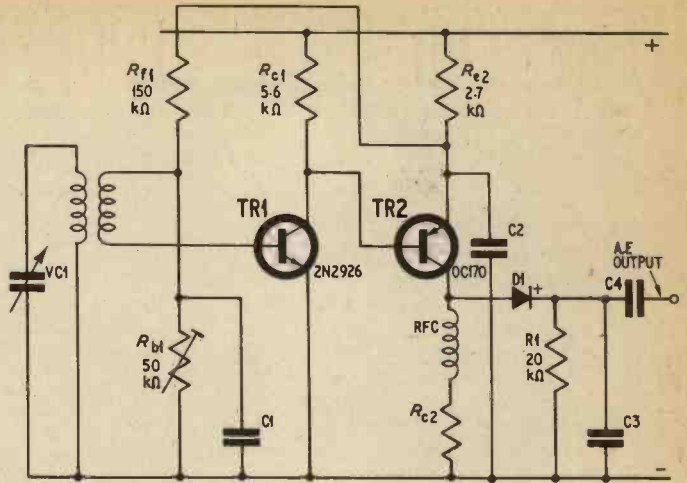


Fig. 6. Silicon npn transistors can readily be used in conjunction with germanium pnp transistors. In this circuit TR1 and TR2 form an untuned r.f. amplifier feeding a detector

In the case of a germanium transistor, the gain usually falls off rapidly below about 0.5mA. But comparable silicon planar transistors usually work quite happily down to 0.1mA, and a high proportion still have useful gains (h_{fe} over 10) at 0.01mA (10 microamps). By taking advantage of this good low-current performance we can achieve lower noise with silicon than with germanium. The input resistance goes up as I_C goes down, and this can be useful for matching the impedance of the signal source.

Using cheap epoxy transistors such as the 2N2926 series, amplifier epoxy circuits are "designable" with $I_C = 100\mu A$, in the sense that fixed values of resistance are adequate. At lower currents, it is advisable to include one adjustable resistance to provide for variations from transistor to transistor. Two typical amplifier circuits are shown in Figs. 3 and 4.

RADIO FREQUENCY CIRCUITS

Radio frequency circuits are no different in principle from germanium transistor circuits. The cut-off frequency of a typical small planar transistor, particularly if it is of the epitaxial type, is likely to be high—a few hundred Mc/s. Special u.h.f. types go to 1,000Mc/s or higher. Ideally, one would like to operate well below cut-off, e.g. one-tenth of the cut-off

frequency. In practice, transistors must often be used at frequencies close to cut-off. In this case the gain is inevitably low, but may still be useful.

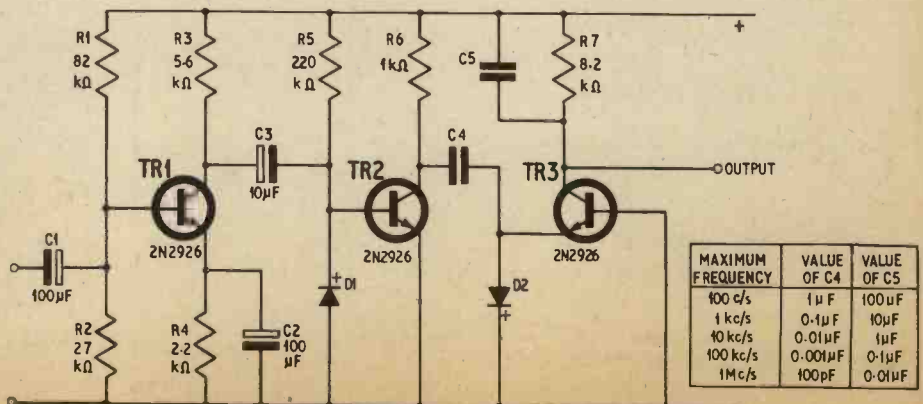
Whether neutralisation is necessary in a tuned amplifier depends partly on the stage gain and partly on the size of the collector-base capacitance C_{OB} . In the cheaper transistors, with C_{OB} around 10pF, neutralisation is probably required. Special r.f. types, with C_{OB} less than 1pF, are just coming on the market, and are suitable for use without neutralisation.

The cut-off frequency is generally reduced if the transistor is operated at lower or higher collector currents than those for which the value of f_T is specified. Collector voltage should be reasonably large (5V) for high-frequency working.

WIDE-BAND AMPLIFIERS

There is no difficulty in making amplifiers with useful gains at frequencies of several megacycles. The main problem is keeping the gain reasonably constant over the full bandwidth—there is a natural tendency to get more gain at the lower frequencies. One simple technique is to include some resistance in the emitter circuit, and to bypass this at h.f. with a capacitance (Fig. 5). The required values are best found by trial and error, but are often in the range 100–1,000 ohms and 100–1,000pF.

Fig. 7. Frequency to voltage converter. Here TR2 squares the waveform, and C4 differentiates it. The result is to make TR3 pass a current proportional to the input frequency. The voltage across R7 is likewise proportional to frequency. Capacitor C4 sets the range and C5 smoothes the output. If the circuit is used as a frequency meter C5 should be large, while for use as a discriminator it should bypass the carrier frequency but not the audio output



Assuming a low-impedance signal-source ("voltage drive") the *mutual conductance* of the transistor with emitter resistance R_e is roughly $1/R_e$, and this holds good for R_e of 100 ohms or more at collector currents of 1mA or more. As with all wide-band circuits, the stage gain must be reduced (by using smaller R_c) as the bandwidth is increased. The bandwidth is always less than f_T , since at this frequency the "gain" is unity.

MIXED NPN AND PNP CIRCUITS

Constructors who are accustomed only to *pn*p circuits are often worried about the prospect of mixing *pn*p and *npn* transistors. In practice this is no problem, and often results in cheaper circuitry.

A typical case is shown in Fig. 6. Here the two transistors form a wide-band amplifier feeding a detector diode. The input is from a ferrite rod aerial, and the whole circuit is a simple t.r.f. receiver "front end". Note that R_{E_2} is bypassed to the negative line. (If it were bypassed to positive this would create a low-impedance path for h.f. disturbances on the positive line to R_{F_1} and enough might get back to the base of V1 to cause instability. Resistor R_{C_2} is included to provide d.c. bias to the detector. (In practice, the resistance of the choke is often adequate). Essentially the same *pn*p-*npn* technique can be used in the audio stages.

NON-LINEAR CIRCUITS

Planar transistors may be used in the usual switching and waveform-shaping circuits, but one or two special features should be borne in mind. Unlike alloy transistors, planar transistors have practically no gain in the "inverted" condition, i.e. with collector and emitter connections reversed. This is because the base is small. For the same reason, the base will not pass large currents.

The reverse base-emitter breakdown voltage for a planar transistor is usually about 6V. If there is danger of exceeding this, a diode must be connected in the base lead so that, when the base voltage is such that the transistor is cut-off, the diode is reverse biased. In this condition the diode absorbs most of the reverse voltage and the transistor is protected.

A typical wave-shaping circuit, due to Marconi Instruments, is shown in Fig. 7. This is a frequency-to-voltage converter, and it could be used as a frequency meter or pulse-counting f.m. discriminator up to about 1Mc/s. ★

PRACTICAL WIRELESS

Pulse Counting Receivers

Push-Pull Neon Driver

Short Wave Preselector

Wide Range Signal Generator

February Issue On Sale Now !

NEWS BRIEFS

Solid State Physics on TV

A NEW BBCI television series on modern solid state electronic devices called "The New Electronics" started on January 8. Integrated circuits, Gunn oscillators, silicon-controlled rectifiers, field effect transistors—these are some of the newest devices in a technology which was almost unknown ten years ago. They are all semi-conducting devices. They all depend on the production of very pure solids in very exact crystalline forms. Impurities are added to these in amazingly small concentrations to make the *p*-type and the *n*-type materials which are the basis of the devices themselves.

These ten programmes which are intended for electrical engineers, teachers in schools and colleges, undergraduates and sixth forms explain how the devices are made, how they work and some of their uses.

GBR Returns to the Air

THE historic call sign GBR can once again be heard on the very low frequency of 16kc/s (18,750 metres) after an absence of 12 months.

Originally designed and built in the early 1920's by G.P.O. engineers, the Rugby Radio Station made history as the world's most powerful transmitter using valves. Now the old transmitter has been completely re-designed. The most striking changes are in the main amplifier stages where 54 water-cooled valves have been replaced by nine vapour-cooled amplifier valves; and in the modulator which can generate precision frequency-shift signals as well as the original c.w. signals at speeds up to 72 bauds. Transistors are employed in the driver stages.

At an opening ceremony on November 30, GBR was switched on by Capt. C. B. H. Wake-Walker R.N., Director of Naval Signals. The new transmitter is now in regular use for naval traffic and time signal emissions. It can be received by warships and submarines in all parts of the world.

The output power is 450-500kW and the radiated power from the large aerial array (a prominent landmark in the midlands) exceeds 60kW.

Mr. E. K. Cole

NEWS OF the death of Mr. E. K. Cole last November will have brought back memories of the early days of broadcasting to many readers.

A pioneer of the mains operated radio set and founder of a large radio and electrical firm, Ekco, Mr. Cole made his first mains set in 1925. He was then working as an electrical engineer at Southend. His company, which grew to become one of the foremost in the industry, was merged into Pye of Cambridge a few years ago. Mr. Cole was 65.

New IEE Grading Structure

TO CONFORM to an agreed scale of membership grades, on which constituent institutions of the Council of Engineering Institutions are collaborating, the Institution of Electrical Engineers has changed its membership structure.

Full members are now designated *Fellows*; associate members are now *members*; graduates and associates are now *associate members*.

Applications to the old class of associate have now been abolished. A new grade of *associates* is open to those applicants in other professions who are interested in or associated with the activities of the I.E.E. These may include doctors concerned with medical electronics, architects, teachers, and technicians who do not qualify for other grades of membership.

RADIO • HI-FI • COMPONENTS • TEST EQUIPMENT


ALL ITEMS SENT POST FREE

TT.144. Dynamic Transistor Tester
Tests in-circuit or out of circuit. Identifies PNP and NPN types. Indicates electrode open circuits, short circuits and current drain. Complete with instructions £4.10.0.



TT.145. De Luxe Transistor Diode Tester. £9.7.6.

MULTIMETERS
TK.20A 1,000 o.p.v. £2.15.6
TK.25 1,000 o.p.v. £2.15.6
EP.10K 10,000 o.p.v. £4.17.6
EP.10KN 10,000 o.p.v. £5.8.0
EP.20K 20,000 o.p.v. £5.19.8
EP.20KR 20,000 o.p.v. £6.8.0
EP.30K 30,000 o.p.v. £7.19.6
EP.30KN 30,000 o.p.v. £9.0.0
EP.50KN 50,000 o.p.v. £11.19.6
EP.100KN 100,000 o.p.v. £14.19.6



TE.188. RF SIGNAL GENERATOR
A stable wide range signal generator with a range of 120 Kc/s-200 Mc/s on 8 bands. Features a large 4 1/2 in. vernier tuned, etched circular dial for easy accurate frequency adjustments. Complete with instructions. £20.15.0


TE190. SINE SQUARE WAVE AUDIO GENERATOR
SINE WAVE: 20-200,000 cps in four bands.
SQUARE WAVE: 60-30,000 cps. Input impedance 0-5,000 ohms. Especially designed for HI-FI Radio and TV Service men who require a dependable instrument. £21.19.6



RF.40 RF FIELD INDICATOR
Broad tuning covers 1-250 Mc/s in five calibrated bands. Can also be used as frequency checker. Detects undesired radiation or spurious frequencies. RP is measured on an accurate 200 mA panel meter. £4.10.0

TAPE HEAD DEMAGNETIZER MODEL TD.79
Compact, easy to handle. Will remove magnetism from tape heads permitting improved recordings. Reduces harmonic distortion and noise level. 35/6

Also Two Probe version T0.109, 38/8



MCK.2. MORSE CODE KIT
Two station morse code kit supplied with instructions, 50ft. of connection wire and morse code charts. £2.2.0



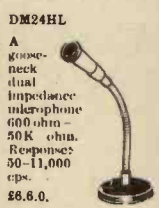
SR165. ALL BAND COMMUNICATION RECEIVER
This entirely new professional type communication receiver features frequency coverage of 535 Kc/s-30 Mc/s for complete general coverage. In particular ham bands are arranged in the same calibration scale, so that the band switching can be accomplished rapidly. £48.0.0



UD40K CARDOID DYNAMIC MICROPHONE
Features a pop-proof diaphragm and superior anti feedback properties, reduces feedback and room reverberation. O/p: -42 db. Response: 60-12,000 cps; 50K ohm impedance £6.6.



DM31C. CARDOID DYNAMIC MICROPHONE
Superb quality with ball head for distributed cardoid frontal pick-up. Output: -52db. Response: 40-13,000 cps. Impedance 50K ohm. £7.7.0.



DM24HL
A goose-neck dual impedance microphone 600 ohm-50K ohm. Response: 50-11,000 cps. £8.8.0.

EAGLE SA100. 10W INTEGRATED STEREO AMPLIFIER



A compact, versatile integrated unit for monaural or stereophonic reproduction from record player, tape recorder and tuner. Power output 3 watts per channel. Frequency response 40-20,000 c.p.s. £18.0.0


EAGLE AFM100. AM-FM TUNER
Combines a host of advanced features that easily make it the finest AM-FM tuner in its class. A tuned-RF stage on FM, AFC circuit and a heavy flywheel giving smooth but effortless tuning, built in AM Ferrite aerial. FM.88-108Mc. £29.0.0
AM 535-1605 K/s.

MS80. 20W ROSEWOOD SPEAKER SYSTEM
The perfect answer for the music lover who wants full range fidelity in a compact system. Features an 8in. full range high compliance speaker with an output capacity of 20 watts RMS. Frequency response: 30-20,000 c.p.s. Resonant frequency: 30-40 c.p.s. Sensitivity: 97 db/w. Flux density: Over 12,000. Impedance: 16 ohm. Size 1 1/2 in. high x 10 1/2 in. wide x 8 in. deep. £14.14.0


As well as this beautifully designed speaker there are two other models M865, 10 watts RMS at £12.12.0 and M840 5 watts RMS £8.10.0. All three speakers are finished in magnificent rosewood and the entire cabinet filled with acoustic damping material.

EAGLE PRODUCTS As reviewed in Hi-Fi News, Sept. 1965.
MAGNETIC STEREO CARTRIDGES
M1007G GOLD Response: 20-20,000 cps Output: 5MV at 1Kc/5cm/Sec. Stylus: 0.5 MI diamond Tracking Pressure 1-2.5 grams. £6.12.6
M1007F SILVER Response: 20-18,000 cps Output: 10MV at 1Kc/5cm/Sec. Stylus: 0.7 MI diamond Tracking Pressure 2-4 grams. £5.14.6

Both feature singularly smooth reproduction and incisive separation of stereo channels



AIWA. TP. 1002
2-Speed, 4-Track Mains and Battery Stereo Tape Recorder. The first completely self-contained 2-speed stereo tape recorder, operating on batteries and AC mains. Uses 5" reels for extra long recording time. Two speeds offer greatest tape economy, plus high fidelity recording. Five push-button controls. Stereo inputs are provided for the two microphones and for two high level signals, such as radio, record player, TV, etc. One microphone has start-stop switch for remote control. Complete 44 gns. Also available MODEL TP 712 (Mono) 283 gns.



EAGLE FMT41. FM TUNER
Sub-miniature 6 transistor 3 diode F.M. Tuner. Covers 88-108 Mc. Operates from 9-volt battery, micro miniature circuit giving brilliant FM reception. Ready to use, simply connect to your Hi Fi amplifier. Instructions supplied. £8.10.0



LA89P. AC ELIMINATOR
with a double wound step down transformer to operate 9v Radios. £1.8.6 etc., from AC Mains.



HT.20 RECTANGULAR HORN TWEETER
Ideal for 2-way and 3-way speaker systems ensuring smooth and clean reproduction. Output 20 watts. Impedance 16 ohms. Response 1,500-18,000 cps CROSSOVER NETWORKS CN.23-3 ohm, 2 way 14/8. CN.216-16 ohm, 3-way 14/8. £4.2.6



ALL TRANSISTOR MONO & STEREO PRE AMPLIFIERS
Provide extra stage of amplification for use with magnetic cartridges, tape and microphone inputs. Both models feature wide band pass range, 20-20,000 cps. PRE 301 MONO £4.12.6 PRE 302 STEREO £5.15.0



WI-2. TRANSISTORISED WIRELESS INTERCOM
No wires, no installation needed, simply plug them into AC power point and talk. Units have press-to-talk lock switch and on-off volume control. Ideal Intercom or Baby Alarm for home, office. £14.12.0 Complete.

DP303. DOOR PHONE INTERCOM
Ultra sensitive transistorised intercom designed so that you may answer the door from within for greater convenience and safety. £4.12.6 Other intercoms available.

WIRELESS MICROPHONES
WM909 (as illustrated) Pocket FM Wireless transmitter complete with tie-pin microphone. Transmits clearly up to 100 yds. and is fully tunable over the entire FM band. Simply used with an FM radio or tuner. £14.0.0

Also available WM808 Professional stick type FM Wireless Microphone. £21.0.0

These cannot be operated in U.K.

FOR FULL DETAILS OF THESE AND MANY OTHER ITEMS SEND FOR FREE COMPREHENSIVE CATALOGUE, EAGLE NEWS AND ORDER FORM. ALL ITEMS AVAILABLE POST FREE AND COVERED BY 12 MONTHS' GUARANTEE.

CALLERS WELCOME AT OUR HI-FI SHOWROOM

RELDA RADIO LTD.
(Dept. P.E.14), 87 Tottenham Court Road, London, W.1

THE AMPLIFIER FOR CERAMIC PICKUPS



222 STEREO AMPLIFIER


There are a number of ceramic pickups capable of giving excellent results with a good amplifier.

Our 222 was expressly designed for these pickups. It has all the other facilities you look for in a high fidelity amplifier and a choice of matching FM and AM-FM tuners.

- 222 STEREO AMPLIFIER £28-15-0
- 223 AM-FM TUNER £31- 9-0
- 224 FM TUNER £25- 2-3
- OPTIONAL CASE, teak and vinyl hide as illustrated. All models £3-10-0
- M5 STEREO RADIO DECODER £14-10-0

For full details and technical specifications of all models, plus list of stockists, post coupon or write mentioning 2PE/67.

ARMSTRONG AUDIO LIMITED
WARTERS ROAD, LONDON, N.7
Telephone: NORTH 3213




name

address

2PE/67

Keep those Contacts **CLEAN** by using a **DIACROM SPATULA**

The "Diacrom" is a metal spatula upon which diamond powder has been deposited by a special process. No deep scratches are possible because density is controlled and the polishing of the contacts is achieved by a gentle brushing motion. With coloured nylon handle for complete insulation and easy size identification.



Manufactured in France
British Patents applied for

- Grain size 200, thickness 55/100 mm., both faces diamonded. For quick cleaning of industrial relays and switching equipment, etc.
- Grain size 300, thickness 55/100 mm., both faces diamonded. For smaller equipments, like telephone relays, computer relays, etc.
- Grain size 400, thickness 25/100 mm., one face diamonded. For sensitive relays and tiny contacts. Two close contacts facing each other can be individually cleaned, because only one face of the spatula is abrasive.

Sole Distributors for the United Kingdom
SPECIAL PRODUCTS (DISTRIBUTORS) LTD.

81 Piccadilly, London, W.1. Phone: (01) 629 9556

As supplied to the War Office, U.K.A.E.A., Electricity Generating Boards, British Railways and other public authorities; also to leading electronic and industrial users throughout the United Kingdom.

<p>SAMSON'S ELECTRONICS LTD. 9-10 CHAPEL STREET LONDON, N.W.1 Tel.: PAD 7851 Tel.: AMB 5125</p>	<p>MOTORIZED UNI-SELECTOR SWITCHES Type 2, 8 banks, 50 positions. Arranged to give 4 banks, 50 positions. Ex equipment, but in perfect condition. £3.19.6, p.p. 6/-.</p>
<p>AUTO TRANSFORMERS For 110 v. equipment. Input 240 v., output 110 v., 3,000 watts. Completely enclosed in strong metal case. Terminal block output. £15, carr. 15/-. 2,000 watts. Enclosed in case fitted with two 2-pin American sockets or terminal blocks. Neon indicator. On/off switch and carrying handle. £10.19.6, carr. 10/-.</p>	<p>HEAVY CURRENT TRANSFORMERS Output tapped 4-6-11 volts, 200 amp. from 240 volts £10.19.6. Carr. 10/-.</p>
<p>Also available. Completely shrouded, fitted with 2-pin American sockets, or terminal blocks. Please state which type required. Wattage Price Carr. 1,500 £7.15.0 8/6 1,000 £4.19.6 7/6 500 £3.15.0 6/6 300 £2.9.6 5/6 150 £1.19.6 4/6 60 £1.12.6 4/-</p>	<p>SPECIAL OFFER OF PARMEKO H.T. TRANSFORMERS Primaries tapped 230 and 115 v. No. 1 960 v. CT 500 mA R.M.S. Terminal block connections. Base mounting unshrouded. Brand new. 57/6. Carr. 7/6. No. 2 950-0 959 v. 30 M/A and 575-0-575 v. 50 mA, 5v., 2 A. completely sealed chassis mounting. Brand new. 49/6, carr. 7/6. Parmeko Chokes, 4 Henries, 550 mA D.C. res. 40 Ω 25/-, p.p. 6/-.</p>
<p>WESTINGHOUSE L.T. SUPPLY UNITS A.C. input tapped 200, 220, 240 v. D.C. output 25.5 v. 8 amp. and a tapped A.C. output of 6.2, 6.8, 7.3, 7.9, 8.5, 9.5, 10, 10.6 v., 17 amp. Totally enclosed in wall mounting metal case, size 16 x 10 x 8 in. Brand new, £9.19.6, carr. 15/-.</p>	<p>REDCLIFFE H.T. TRANSFORMERS Pri. tapped 200-250 v. Sec. 3 separate windings of 130 v. 450 m/a. Tropicalised table top connections. 45/-, Carr. 6/-.</p>
<p>P.V.C. EQUIPMENT WIRE 23/0076 100 yard coils, 5 coils different colours. 32/6, carr. 5/-.</p>	<p>LOW RESISTANCE SMOOTHING CHOKES Shrouded type 0.05 H. 0.75 Ω 2 amp., 39/6. P.P. 4/-, 0.03 H 0.4 Ω, 4 amp., 49/6. P.P. 4/6. 0.02 H, 0.25 Ω. 8 amp. 55/-, P.P. 6/-.</p>
<p>VARLEY A.C. SOLENOIDS 200-250 v., 20 lb. pull. Spindle length 1 1/2 in.. Base size 2 1/2 x 2 1/2 in. Intermittent rating. Brand new 25/-, p.p. 2/6.</p>	<p>SMITH'S 4 MINUTE TIMERS Switch contacts 15 amp. 250 v. A.C., complete with chrome bezel and control knob. Min. operation time, 30 seconds, max. 4 minutes. Brand new 17/6, p.p. 2/6.</p>
<p>HORSTMANN CLOCKWORK TIME SWITCHES 15-day jewelled movement. 250 v. 5 amp. switch contacts. Once on/off every 24 hours. Complete with mounting bracket and winding key.</p>	

detached particles

JOHN VALENCE

FOG CONQUERED

Down at London airport great strides are being made in overcoming the fog problem. The Autoland system came through the latest tests earlier this winter with flying colours. A BEA Trident airliner made a number of landings in thick fog and the aircraft touched down within 3ft of the runway centre line, on each occasion.

This is an achievement of distinction, a credit to the designers and manufacturers of this equipment and also to the airline authorities for pursuing this idea so fervently. Conquest of the fog menace is one of the biggest challenges presented by nature. It is nice to know that in this field, Britain is well to the fore, if not way out ahead of other countries. Certainly London airport is at present unique in that it is equipped for blind landings.

Technically proved, the system has yet to receive official blessing so permitting its use for normal passenger flights. But the latest tests under extremely limited visibility must have hastened the day when automatic landing becomes fully operational.

BUT HERE . . . FOG PERSISTS

While the technocrats are winning the battle against fog at London airport, we find the bureaucrats at Westminster resolved on maintaining the "fog" which engulfs their proceedings so far as the public is concerned.

Rejection of the proposal to have trial sound and vision recordings made in the House during sessions seems to me most regrettable. Quotations I read from time to time in newspaper reports of Parliamentary debates do of course go some way to explaining the reluctance of our elected representatives to allowing a wider audience to listen or look in!

One of the greatest attributes of electronic science is surely the power to enable man to communicate with his fellow. To spurn modern innova-

tions without good reason suggests an unawareness of the realities of present times.

THE SAX IS BACK

Are our ears about to be assailed by yet another "new sound" from the jazz and popular music world?

I learn that the electronic saxophone has just been launched on the American market. Probably by now this latest creation is on its way to these shores, and soon the air will be filled with soft cooing sounds reminiscent of the mid '20's.

With this "Varitone" electronic unit, the characteristic tone of the saxophone can be modified with tremolo and reverberation effects. Those who do not like playing alone can produce an accompaniment by the flick of a switch—a frequency dividing circuit does the rest.

So this is the long awaited American reply to the Beatles!

ANOTHER DEPENDENT RELATIVE

When I refer to AUNTIE, you probably think I am alluding to that much maligned old soul who resides in Portland Place. But you would be wrong. The Auntie in question is another computer. (What fun it must be devising these names).

If the suggestions made by the Conservative Political Centre ever come to fruition, this particular machine (Automatic Unit for National Taxation and Insurance) will know all facts about our incomes and any social benefits we may be entitled to receive and would produce a single statement showing the balance due to (or from) the State.

The logic of having this kind of system is hard to deny. In fact I feel sure that this is inevitable in time, and the facilities of the computer will be extended to cover other personal particulars.

Yes, even dog, car, and television licences! And what a boon the latter would be to our other Auntie in her present straitened circumstances.

NO LOGIC AT ALL

One can dwell on the subject of computers, imagining all kinds of applications to exercise their nimble brains. As servant of the Government the computer might be thought as hastening the arrival of the Brave New World.

Perhaps this is rather frightening.

Turning to private enterprise, one application that seems to have quite a future is the "match-making" business. There have been many accounts of computers being used to match up compatible couples, but these were usually light hearted exercises conducted for the amusement of the operators between more serious stints.

However, the professional match makers have not been slow to appreciate the possibilities of this electronic tool, as a recent court case revealed.

Multifarious and marvellous are the tasks performed by the electron. It can guide a satellite-carrying rocket far out in space, it can solve a quadratic equation in a minute fraction of a second; but is it not *rushing in where angels fear to tread* when it tries to couple up for life two of nature's most imponderable creatures? There's really no logic in it at all. . . .



Readout—

A SELECTION FROM OUR POSTBAG

Stereo amplifier

Sir—With reference to your article in *PRACTICAL ELECTRONICS* on the *Integrated Stereo Amplifier*. Having had great difficulty in trying to obtain the OA99 diodes as specified, I have been informed that these diodes are not in production and therefore unobtainable. Would you therefore inform me if any alterations to the circuit are required.

I also note that in the same article no switches are given in the components list.

Although I know that this amplifier is of top quality design and up to your usual very high standard, is it not pointless to specify something which is unobtainable from normal suppliers and which can cause the amateur a great deal of trouble when he finds he cannot obtain components?

P. G. Dunstan,
Mill Hill,
London,
N.W.7.

Our apologies for the omission of the switches. S1 is 4-pole 3-way; S2 single-pole on/off or changeover; S3 double-pole on/off. As stated in last month's issue the diodes should be OA95. TR3a and b can alternatively be NKT0003

Alpha-radioactivity

Sir—Comments from many leading research scientists indicate that my suggestion of alpha-radioactivity influencing generation of thunderstorm electricity (P.E. October 1966) are considered probably correct and very important.

Of all the processes *previously* proposed to explain thunderstorm electricity, the one put forward by Mason has long been the favourite. It is based on the fact that defect protons (analogous to defect electrons in conventional semicon-

ductors) drift towards the colder regions of ice, crystals, charging them positively there.

Most of the precipitation of thunderstorms is produced via soft hailstones which grow by accretion of supercooled water droplets and then melt in the cloudbase to produce the heavy raindrops. Each water droplet thus captured by a growing hailstone first forms a thin skin of ice which bursts and releases numerous ice splinters during further freezing of the drop. Originating from the coldest parts, the ice splinters will be carrying the drifted protons and are thus positively charged. They are rapidly blown to the crown of the thundercloud, whereas the much larger hailstone continues to fall.

This convincing process *definitely* takes place in all thunderstorms, but was so far not recognised as the final explanation of thunderstorm electricity because it is too weak by a factor of 5 to 25 compared to the requirements of numerous intense storms. It is easy to see that its electric yield will be proportional to the number of defect protons available in the ice.

I already showed in my thunderstorm article, that the ionisation current yield of the total alpha-radioactivity in a thundercloud is quite adequate to supply the currents involved in all thunderstorms. It now seems evident that this ionisation current will actually appear as copious *additional* defect protons for the Mason process. Thus it will be coupled efficiently to the turbulence, for large-scale electric charge separation in the manner described.

Turning to a related question, I would like to reply to Mr C. B. Sibley regarding possible thunderstorms on Jupiter which he commented in his *Radio Astronomy* feature (P.E. August 1966). Thunderstorms of the required ferocity to account for radio signals received from Jupiter are indeed possible if a Mason-

Michaelis process operates on liquid and solid ammonia instead of water and ice.

The jovian atmosphere is believed to contain ammonia and also possesses suitable daytime temperatures around -100°C which would be necessary for an ammonia thunderstorm. Radioactive emanations would doubtless be present just as on earth, and the chemical properties of liquid and solid ammonia would suggest much greater proton semiconductivity in response to alpha-radiation, than that obtainable with ice under terrestrial conditions.

M. L. Michaelis, M.A.

Dr B. J. Mason will be giving a talk on "The Generation of Cloud Electricity" at the I.E.E., Savoy Place, London, W.C.2 on January 18, 6.30 p.m.

Forthcoming . . .

Sir—I am interested in building a trace doubler.

I would like to know if you could perhaps send me a circuit or let me know if you will be printing one in any later issues.

Any information you can give me on this equipment will be a great help to me.

G. G. Redding,
Rogerstone,
Mon.

A trace doubler will be appearing in the near future.

. . . attractions

Sir—I would appreciate information of any kind, concerning the construction of a radio telescope.


We have a group of members interested in electronics, and would like to purchase blueprints, and equipment.

I trust you will be able to assist us, or at least direct us to a supplier.

J. W. Norton,
Immingham Youth Centre,
Immingham.

Although we have not so far published any constructional information in this field, we are sure you will be interested to learn that very shortly we will be commencing a short series on this subject by a well-known authority on radio astronomy. This series will include details of a simple station that can be set up for observation of the sun.

HIGH GAIN 4 TRANSISTOR PRINTED CIRCUIT AMPLIFIER KIT Type TAI




● Peak output in excess of 1 1/2 watts.
● All standard British components.
● Built on printed circuit panel, size 6 x 3in.
● Generous size Driver and Output Transformers.
● Output transformer tapped for 3 ohm and 15 ohm speakers. ● Transistors (GET 114 or S1 Mullard OC81D and matched pair of OC81 o/p).
● 9 volt operation. ● Everything supplied, wire, battery clips, solder, etc. ● Comprehensive easy to follow instructions and circuit diagram 1/6 (Free with Kit). All parts sold separately. **SPECIAL PRICE 45/-** P. & P. 3/-. Also ready built and tested, 52/6. P. & P. 3/-. A pair of TAI's are ideal for stereo.

STEREO AMPLIFIER

Incorporating 2 ECL86s and 1 EZ80, heavy duty, double wound mains transformer. Output 4 watts per channel. Full tone and volume controls. Absolutely complete.

ONLY £4.19.6
P. & P. 6/6



Super Deluxe version with ECL86 valves, sep. bass, treble and balance controls, full feedback. 8 gns. P. & P. 6/6

WELL-KNOWN MAKERS' SURPLUS! ONE TRANSISTOR PRE-AMP.

Suitable for use with Medium or High Impedance mikes, guitars, gram pickups, tape decks, etc. For operation from 200/300 volt H.T. rail or 9 volt battery. Gain approx. 14:1. Fully isolated input by Mu-Metal screened transformer. Size 4 1/2" x 1" x 1". Ready built complete with full circuit diagram and instructions. **ONLY 15/-**. Post free.

SPECIAL PURCHASE! TURRET TUNERS

By famous maker. Brand new and unused. Complete with PC884 and PC870 valves 34-38 Mc/s I.F. Biscuits for Channel 1 to 5 and 8 and 9. Circuit diagram supplied. **ONLY 25/- each**. P. & P. 3/9.

GÖRLER F.M. TUNER HEAD

88-100 Mc/s 10.7 Mc/s I.F., 15/-, plus 2/- P. & P. (ECC85 valve, 8/6 extra).

TAPE DECKS

B.S.R. MONARDECK (Single speed) 3 1/2in. per sec., simple control, uses 52in. spools, £6/15/-.
LATEST COLLARO MAGNAVOX 363 TAPE DECK DE LUXE. Three speeds, 2 track, takes up to 7 in. spools. 10 gns. Plus 7/6 carr. and ins. on each. (Tapes extra on both.)

QUALITY PORTABLE TAPE RECORDER CASE. Brand new. Beautifully made. Few only at 49/6. P. & P. 5/-.

ACOS CRYSTAL MIKES. High imp. For desk or hand use. High sensitivity, 18/6. P. & P. 1/6.

TSL CRYSTAL STICK MIKE. Listed at 45/- Our price, 18/6. P. & P. 1/6.

VYNAIR AND REXINE SPEAKER AND CABINET FABRICS app. 54 in. wide. Usually 35/- yd., our price 13/6 per yd. length (min. 1yd.) P. & P. 2/6. S.A.E. for samples.

QUALITY RECORD PLAYER AMPLIFIER

A top-quality record player amplifier. This amplifier was used in a 29 gn. record player, employs heavy duty double wound mains transformer, ECC83, EL84, EZ80 valves. Separate Bass, Treble and Volume controls. Complete with output transformer matched for 3 ohm speaker. Size 7in. w x 2 1/2in. d x 5 1/2in. h. Ready built and tested. **PRICE 69/6**. P. & P. 4/9.
ALSO AVAILABLE mounted on board with output transformer and 6in. speaker ready to fit into cabinet below. **PRICE 89/6**. P. & P. 5/9.

QUALITY PORTABLE R/P CABINET Uncut motor board. Will take above amplifier and B.S.R. or GARRARD Autochanger or Single Record Player Unit. Size 18 x 14 x 8 1/2 in. **PRICE £3/9/6**. Carr. 7/6.

4-SPEED PLAYER UNIT BARGAINS

All brand new in maker's original packing.
SINGLE PLAYERS
B.S.R. TU/12 £3/9/6 Carr. 5/6
GARRARD SP25 De Luxe..... £12/10/6 Carr. 3/6
B.S.R. GU7 with unit mounted pickup arm. £4/18/8 Carr. 5/6

AUTO CHANGERS

Latest B.S.R. UA25 Super slim £6 2 6
GARRARD 1000 with special Hi-Fi cartridge £6 19 6
GARRARD 1000 with special Hi-Fi cartridge £6 19 6
All the above units are complete with t/o mono head and sapphire stylus or can be supplied with compatible stereo head for 12/6 extra.

BRAND NEW CARTRIDGE BARGAIN!
ACOS GP67-1. Mono complete. List price 21/- Our price 13/6. P. & P. 1/-.

BRAND NEW. 12" 15w. H/D Speakers, 3 or 15 ohm. Current production by well-known British maker. Offered below list price at 89/6. P. & P. 5/-.
Guitar models: 25w. £5.5.0; 35w. £8.8.0.

BRAND NEW 3 OHM LOUDSPEAKERS
5 in., 12/6; 6 1/2 in., 15/-; 8 in., 21/-; 10 in., 25/-; 7 in. x 4 in., 15/-; 10 in. x 6 in., 26/-.
E.M.I. 8 in. x 5 in. with high flux ceramic magnet 3 ohm 23/6.
E.M.I. 13 1/2 x 8 in. with high flux ceramic magnet, 42/- (15 ohm, 45/-). P. & P. 4" & 5" 2/-, 6 1/2" & 8" 2/6, 10" & 12" 3/6 per speaker.

E.M.I. PLASTIC CONED TWEETER. 2 1/2". 3 ohm. Limited number: 12/6 each, P. & P. 1/6.

SPECIAL OFFER!

Limited number of 12 in. 10 watt "R.A." Speakers: 3 ohm 25/-; 15 ohm, 27/6. P. & P. 3/6.

7-10 watt output TRANSFORMERS to match pair of ECL 86's in push-pull to 3 ohm output. **ONLY 11/-**. P. & P. 2/6.


MAINS TRANSFORMER for transistor power supplies. Tapped pri 200-250v. Sec. 40-0-40 at 1 amp (with electrostatic screen) and 6-3v. at 5 amp for dial lamps etc. Drop thro mounting. Stack size 1 1/2" x 3 1/2" x 2 1/2". P. & P. 4/6.

SMOOTHING CONDENSER. 2800 mfd. 25v. 1 1/2" dia. x 3" high 3/- P. & P. 1/-.


MATCHED PAIR OF 21 WATT TRANSISTOR DRIVER AND OUTPUT TRANSFORMERS. Stack size 1 1/2 x 1 1/2 x 1 in. Output trans. tapped for 3 ohm and 15 ohm output. 10/- pair plus 2/- P. & P.

SPECIAL OFFER! FM/AM TUNER HEAD

Beautifully designed and precision engineered by Dorrner and Wadsworth Ltd. Supplied ready fitted with twin .0005 tuning condenser for AM connection. Prealigned FM section covers 86 - 102 Mc/s. I.F. output 10.7 Mc/s. Complete with ECC85 (6L12) valve and full circuit diagram of tuner head. Another special bulk purchase enables us to offer these at 27/6 each. P. & P. 3/-. Order quickly!

Limited number also available with precision geared 3:1 reduction drive. 30/- P. & P. 3/-.


3-VALVE AUDIO AMPLIFIER MODEL HA34



Designed for Hi-Fi reproduction of records. A.C. Mains operation. Ready built on plated heavy gauge metal chassis size 7 1/2 in. w x 4 in. d. x 4 1/2 in. h. Incorporates ECC83, EL84, EZ80 valves. Heavy duty, double wound mains transformer and output transformer matched for 3 ohm speaker, separate Bass, Treble and volume controls. Negative feedback line. Output leads extended for remote mounting of controls.

The HA34 has been specially designed for us and our quantity order enables us to offer them complete with knobs, valves, etc., wired and tested for only **£4.5.0** P. & P. 6/-.

HSL 'FOUR' AMPLIFIER KIT


A.C. Mains 200/250v., 4 watt, using ECC83, EL84, EZ80 valves



★ Heavy duty double-wound mains transformer with electrostatic screen.
★ Separate Bass, Treble and volume controls, with fully variable boost and cut with minimum insertion loss.
★ Heavy negative feedback loop over 2 stages ensures high output at excellent quality with very low distortion factor.
★ Suitable for use with suitably matched microphone or record player.
★ Provision for remote mounting of controls or direct on chassis.
★ Chassis size only 7 1/2 in. wide x 4 in. deep. Overall height 4 1/2 in.
★ All components and valves are brand new.
★ Very clear and concise instructions enable even the inexperienced amateur to construct with 100% success.
★ Specially matched valves, output transformer (3 ohms only), screened lead, wire, nuts, bolts, solder, etc. (No extras to buy.) **PRICE 79/6**. P. & P. 6/-.
Comprehensive circuit diagram, practical layout and parts lists 2/6 (free with kit).
This kit, although similar in appearance to HA34 employs entirely different and advanced circuitry.

10/14 WATT HI-FI AMPLIFIER KIT

A stylishly finished monaural amplifier with an output of 14 watts from 2 EL84s in push-pull. Super reproduction of both music and speech, with negligible hum. Separate inputs for mike and gram allow records and announcements to follow each other. Fully shrouded section wound output transformer to match 3-15Ω speaker and 2 independent volume controls, and separate bass and treble controls are provided giving good lift and cut. Valve line-up 2 EL84s, ECC83, EF86, and EZ80 rectifier. Simple instruction booklet 1/6. (Free with parts.) All parts sold separately. **ONLY £79/6**. P. & P. 8/6.
Also available ready built and tested complete with std. input sockets, £95/- P. & P. 8/6.
Carrying Case for above 28/6. P. & P. 7/6.



MATCHED PAIR AM/FM I.F.'s, Comprising 1st I.F. and 2nd I.F. discriminator. (465 Kc/s/10.7 Mc/s). Size 1" x 1 1/2" x 2 1/2" H. Will match FM/AM Tuner head on left. 11/- pair. P. & P. 2/-.

HARVERSON SURPLUS CO. LTD.

170 HIGH ST., MERTON, S.W.19 Cherrywood 3985

Open all day Saturday Early closing Wed., 1 p.m.
A few minutes from South Wimbledon Tube Station. (Please write clearly)
OVERSEAS P. & P. CHARGED EXTRA. S.A.E. with all enquiries

WENTWORTH RADIO

GENUINE HIGH QUALITY COMPONENTS
GENUINE LOW PRICES

NKT121	9/-	NKT227	8/6	OC44	2/6	OC201	10/6
NKT122	6/5	NKT228	4/4	OC45	2/6	AF114	4/6
NKT123	5/3	NKT229	3/6	OC79	5/-	AF155	2/6
NKT124	8/5	NKT262	3/6	OC71	2/6	AF117	2/6
NKT129	5/1	NKT263	3/6	OC72	2/6	AF118	6/-
NKT141	6/-	NKT264	3/6	OC74	6/-	AC127	6/6
NKT142	5/1	NKT265	3/6	OC75	5/-	AA120	6/-
NKT143	5/-	NKT271	3/6	OC77	3/-	AC154	6/-
NKT162	4/11	NKT272	3/6	OC78D	5/3	AC157	6/-
NKT163/25	4/11	NKT273	3/6	OC79	5/-	AF155	4/6
NKT164/25	4/11	NKT274	3/6	OC81D	2/6	AC176	6/-
NKT212	4/7	NKT275	3/6	OC81	2/6	AD140	10/-
NKT216	8/6	NKT676	4/4	OC170	3/-	AD161	10/-
NKT217	8/-	NKT713	6/6	OC171	6/-	AD162	10/-
NKT218	4/4	NKT773	5/-	OC172	4/6	OC35	10/-
NKT221	4/11	NKT774	5/-	OC200	3/6	OC36	10/-
OAB1	1/3	OA95	1/-	OA91	2/-	OA70	2/-

FULL RANGE TEXAS AND NEWMARKET TRANSISTORS. LISTS AVAILABLE. 5K, 10K, 25K, 50K, 100K, 250K, 500K, 1M, 2M, 25M.

We welcome enquiries for all types of components. Lists. S.A.E. Terms, cash with order, P.P. add 9d. for orders under £2

BARGAIN OF THE MONTH

GENUINE MULLARD
AF116

ONLY 3/- EACH

12 OR MORE POST FREE

1a Wentworth Court, Alston Road, Barnet, Herts

BAR 3087

MAT100 7/9	MAT121 8/6	PXA102 1/6	250mw ZENER
MAT101 8/6	GET573 12/6	XA102 1/6	DIODES
MAT120 7/9	PXA101 1/6	ORP12 9/3	4/- each
1/2 W RESISTORS 10 - 22M 2d.	1/2 W 10Ω, 10 - 1M 6d.	MAGNETIC EARPIECES WITH LEAD ONLY 1/- each	MINIATURE TRANSISTOR ELECTROLYTICS FULL RANGE 1/2
JACKSON TUNERS 208-176pf with trimmers	ONLY 7/6	HI-STABS 1% 1/2 W 1/-	CERAMIC CONDENSERS 4d. 30/- per 100
SILVER MICA 10pf-1000pf 6d.	MINIATURE POTS. LIN. 2/-		

Practical Electronics Classified Advertisements

The pre-paid rate for classified advertisements is 1/- per word (minimum order 12/-), box number 1/6 extra. Semi-displayed setting £3.5.0 per single column inch. All cheques, postal orders, etc., to be made payable to PRACTICAL ELECTRONICS and crossed "Lloyds Bank Ltd." Treasury notes should always be sent *registered post*. Advertisements, together with remittance, should be sent to the Advertisement Manager, PRACTICAL ELECTRONICS, George Newnes Ltd., Tower House, Southampton Street, London, WC2, for insertion in the next available issue.

NOTICES

INCORPORATED PRACTITIONERS in Radio and Electronics. (I.P.R.E.) LTD. Conditions of Membership and Examination Syllabus, 1/-; 1966 Examination Question Papers, 2/-; Sample Copy of I.P.R.E. "Review", 2/-; Dept. F, 32 Kidmore Road, Caversham, Reading, Berkshire.

SERVICE SHEETS

SERVICE SHEETS for all makes Radio, T/V, Tape Recorders, 1925-1966. Prices from 1/- Catalogue 6,000 models, 2/6. Free fault-finding guide with all sheets. Please send stamped addressed envelope with all orders/enquiries. HAMILTON RADIO, Western Rd., St. Leonards, Sussex.

CIRCUIT, COMP., VALUES, Avo model 7, 2/6 plus S.A.E. TELRAY, Mandland Bank, Preston.

RADIO TELEVISION, over 8,000 Models. JOHN GILBERT TELEVISION, 1b Shepherds Bush Rd., London, W.6. SHE 8441.

SERVICE SHEETS

4/- each, plus postage.

We have the largest supply of Service Sheets for all makes and types of Radios and Televisions, etc. in the country. Speedy Service.

To obtain the Service Sheet you require, please complete the attached coupon:

From:

Name:

Address:

.....

.....

To: S.P. DISTRIBUTORS

30 Baker Street, London, W.1

Please supply Service Sheets for the following:

Make:

Model No.: Radio/TV

Make:

Model No.: Radio/TV

Make:

Model No.: Radio/TV

I also require the new 1967 list of Service Sheets at 1/6 plus postage. (please delete items not applicable)

I enclose remittance of which includes postage

MAIL ORDERS ONLY Feb. PE

FOR SALE

SEE MY CAT. for this and that. Tools, materials, mechanical and electrical gear—lots of unusual stuff. This Cat. is free for the asking. K. R. WHISTON (Dept. CPE), New Mills, Stockport

"A COMPUTER FOR 59/11d? YOU MUST BE JOKING!"

Digi-Comp is no joke. It is a complete mechanical equivalent of a giant electronic brain, designed so that you can see just what it is that makes a computer function. Digi-Comp calculates, solves problems and plays games, and is accompanied by an instruction and programming manual that explains binary methods and elementary logic in terms comprehensible to anyone who can count—primary school to Ph.D! Send 59/11 or 4d. stamp for details to:

I-COR SYSTEMS (Mechanical Section)
18 STAMFORD HILL, LONDON, N.16

CRACKLE PAINT. Black or Grey, 3/4 pint tins 4/-, post 6d. from the component specialists. **SERVIO RADIO**, 156-8 Merton Road, Wimbledon, London, S.W.10.

HAMMERITE HAMMER PATTERN BRUSH PAINT FOR PANELS, METALWORK

3/4 TIN • JUST BRUSH ON • WITHSTANDS 150°C, OIL, WATER, Etc.
2 1/2 oz. tins 3/6 1/2 gallon 35/-*
1 pint 15/- 1 gallon 58/-*

Carriage: Orders up to 5/- 9d; up to 10/- 1/9; over 10/- 3/-. Colours: Blue, Silver, Black or Bronze. Return of post service, Monday to Friday. From your component shop or direct from the manufacturer:

FINNIGAN SPECIALITY PAINTS (PE)
Mickley Square, Stocksfield, Northumberland
Tel. Stocksfield 2280

Exciting new illustrated catalogue, no. 17. Government and manufacturers' surplus electronic equipment. Also a large selection of new miniature components and semiconductors. Ready end of January. Send for your copy NOW. 3/- Post Free. **ARTHUR SALLIS**, Radio Control Ltd., 93 North Road, Brighton.

ELECTRIC SOLDERING IRON



FANTASTIC BARGAIN OFFER

ONLY

10/-

Lightweight Pistol Grip handle, 40 watt, 240 - 250v. A.C. detachable handle forms cover POST FREE for iron when not in use. With 4ft. Safety 3-core flex. Indispensable for every home handyman. A boon to model makers and a necessity for every electronics enthusiast. Offered to you at this new amazing price.

C. H. SERVICE (Dept. PE)
Lusted Hall Lane, Tatsfield, Kent.

FOR SALE

(continued)

TIME SWITCHES reconditioned 14 day clock once on once off every 24 hours, fully guaranteed, Venner, 15 amp. 37/6. 5 amp. with Horstmann clock, 32/6. P. & P. 4/6. A. R. BATCHELOR (P.E. Dept.), 4 Park Road, Bromley, Kent.

FOR SALE. Oscilloscopes — Galvanometers — Evershed & Vignolles Meggers. Also other items and components. Free list. Stamp please. R. & E. MART, Box 9, G.P.O., Tunbridge Wells, Kent.

VALVE SCOOP

Ex-equipment tested and guaranteed

2C39A	— U.H.F. Power Valves	—	£1
2C42	— Lighthouse Valves	—	5/-
TT-15	— Double Beam Tetrodes	—	5/-
QV04-7	— V.H.F. Beam Tetrodes	—	2/-
5B254M	— Miniature 807's	—	7/6
4 x 150D	— V.H.F. Power Valves	—	17/6
GL6442	— Ceramic Triodes	—	12/6
NSP-2	— Flash Tubes	—	5/-

Postage 1/- per valve—5 or more post free

112 Groby Rd., Glenfield, Leicester

PHOTO-MATIC unit. Kit of parts for converting any 12-volt parking light to automatic operation. Simply plugs into existing socket. 35/- (post free). D. SMITH (ELECTRONICS), 339 Bath Rd., Kettering, Northants.

BOOKS AND PUBLICATIONS

SURPLUS HANDBOOKS

19 set Circuit and Notes	4/6 P.P. 6d
1155 set Circuit and Notes	4/6 P.P. 6d
H.R.O. Technical Instructions	3/6 P.P. 6d
38 set Technical Instructions	3/6 P.P. 6d
46 set Working Instructions	3/6 P.P. 6d
88 set Technical Instructions	5/- P.P. 6d
BC. 221 Circuit and Notes	3/6 P.P. 6d
Wavemeter Class D Tech. Instr.	3/6 P.P. 6d
18 set Circuit and Notes	3/6 P.P. 6d
BC.1000 (31 set) Circuit & Notes	3/6 P.P. 6d
CR.100/B.28 Circuit and Notes	8/6 P.P. 9d
R.107 Circuit and Notes	5/- P.P. 6d
A.R.88D. Instruction Manual	15/- P.P. 1/6
62 set Circuit and Notes	4/6 P.P. 6d
52 set Sender & Receiver Circuits	6/-	post free
Circuit Diagrams 3/-	each	post free.
R.1116/A, R.1224/A, R.1355, R.F. 24, 25, & 26.		
A.1134, T.1154 (all models) BC.342. BC.312.		
BC.348.J.E.M.P. BC.624. 22 set.		
Resistor colour code indicator 1/6 P.P. 6d.		
S.A.E. with all enquiries please.		
Postage rates apply to U.K. only.		
Mail order only to:		

Instructional Handbook Supplies
Dept. P.E., Talbot House, 28 Talbot Gardens
Leeds 8

MISCELLANEOUS

CONVERT ANY TV SET into an Oscilloscope. Diagrams and Instructions, 12/6. REDMOND, 42 Donn Close, Portslate, Sussex.

MISCELLANEOUS

(continued)

"PRACTICAL ELECTRONICS" Tape Recorder Control Unit. Remote Temperature Measurement. Integrated Stereo Amplifier. Model Train Controller. Lumostat, and all constructional projects going back to Issue 1. Send s.a.e. for your choice of itemised price lists. **AJAX ELECTRONICS**, 18a, Rumbold Road, Fulham, London, S.W.6.

PRINTED CIRCUIT SERVICE

Prototypes, Layouts, Photo Work, Production Runs, or One Offs Express Service on all Orders

MECELEX & CO.

Whycliffe Mills, High Church Street
Basford, Nottingham
Tel.: Nottingham 77357

ALUMINIUM CHASSIS PANELS, Etc. Quick service, 'One-offs' welcome. Send sketch for quotation (Stamp please), Trade Supplied. **FAIRISGRADES LTD.**, Barling, Nr. South-end, Essex.

TRANSFORMERS Rewound. Output or mains. Specials made to order. Reasonable prices. S.A.E. enquiries. **RATCLIFFE**, 27 Station Road, Holmfirth, Yorks.

EDUCATIONAL

A.M.S.E. (Elec.), City & Guilds, G.C.E., etc., on "Satisfaction or Refund of Fee" terms. Wide range of Home Study Courses in Electronics, Computers, Radio, T.V., etc. 132-page Guide—FREE. Please state subject of interest. **BRITISH INSTITUTE OF ENGINEERING TECHNOLOGY** (Dept. 124K), Aldermaston Court, Aldermaston, Berks.

CHAMBERS GUIDE (New). Details of 203 Careers and spare-time Business, Technical and Examination Courses. A Mine of friendly "know-how" for go-aheads. For free copy write—**CHAMBERS COLLEGE** (Dept. 856K), 148 Holborn, E.C.1.

SEMICONDUCTOR EXPERIMENTS; the practical way of learning electronics at home. With each experiment you receive all components, full instructions, test circuits, tabulation and graph sheets with sample results. Also low cost test equipment kits. Details free.

ELECTRONIC EXPERIMENTS

49 HEATH LANE, BRINKLOW, RUGBY

HOME STUDY COURSES in Practical Electronics. Free Brochure without obligation from: **BRITISH NATIONAL RADIO SCHOOL**, Reading, Berks.

TELEVISION SERVICING RADIOTELEGRAPHY RADAR MAINTENANCE

Full and Part-time Training Courses

Apply:—Director, British School of Telegraphy, 20 Penywern Road, Earls Court, London, S.W.5

ALDERMASTON COURT POSTAL TRAINING for B.Sc. (Eng.) Part 1, A.M.I.E.R.E., A.M.S.E., City & Guilds, G.C.E., etc. prepares you privately for high pay and security as Technician or Technologist. Thousands of passes. For details of Exams and Courses in all branches of Engineering, Building, Electronics, etc. (including latest information on C.Eng.), write for 132-page Handbook—FREE. Please state interest. **BRITISH INSTITUTE OF ENGINEERING TECHNOLOGY**, (Dept. 125K), Aldermaston Court, Aldermaston, Berks.

SITUATIONS VACANT

(continued)

RADIO TECHNICIANS

A number of suitably qualified candidates are required for permanent and pensionable employment in various parts of the U.K. including London, but primarily Cheltenham. There are also opportunities for service abroad.

Applicants must be 19 or over and be familiar with the use of Test Gear. They must have had Radio/Electronic workshop experience and offer at least "O" Level GCE passes in English Language, Maths and/or Physics, or hold the City and Guilds Telecommunications Technician Intermediate Certificate or equivalent technical qualifications.

Pay according to age, e.g. at 19—£747, at 25—£962 (highest age pay on entry) rising by four annual increments to £1,104.

Prospects of promotion to grades in salary range £1,032—£1,691. There are a few posts carrying higher salaries.

Annual Leave allowance of 3 weeks 3 days, rising to 4 weeks 2 days. Normal Civil Service sick leave regulations apply.

Application forms available from:

Recruitment Officer (RT/54)
Government Communications Headquarters
Oakley
Priors Road
CHELTENHAM, Glos.

SITUATIONS VACANT

(continued)

G.E.C. HAMMERSMITH

require

TRAINEE ENGINEERS (ELECTRICAL or MECHANICAL)

to work on the development and production of the most modern microwave tubes. Selected applicants will work initially in our Research Laboratories at Wembley and will be trained in the techniques of microwave tube manufacture. Eventually they will form part of a team producing these devices in our Hammersmith factory.

Age 18-24 years.

Candidates should preferably be studying for O.N.C. or equivalent and have some experience in industry or should have an 'A' level science subject but consideration would be given to a school leaver with a good basic education who had a practical bent.

Please apply: Personnel Officer
M.O. VALVE CO. LTD.

Brook Green Works
Hammersmith, W.6
Telephone No. 603-3431

CONTINUED OVERLEAF

TECHNICAL TRAINING by **ICS** IN RADIO, TELEVISION AND ELECTRONIC ENGINEERING

First-class opportunities in Radio and Electronics await the **ICS** trained man. Let **ICS** train YOU for a well-paid post in this expanding field.

ICS courses offer the keen, ambitious man the opportunity to acquire, quickly and easily, the specialized training so essential to success. Diploma courses in Radio/TV Engineering and Servicing, Electronics, Computers, etc. Expert coaching for:

- * INSTITUTION OF ELECTRONIC AND RADIO ENGINEERS.
- * C. & G. TELECOMMUNICATION TECHNICIANS' CERTS.
- * C. & G. SUPPLEMENTARY STUDIES.
- * R.T.E.B. RADIO AND TV SERVICING CERTIFICATE.
- * RADIO AMATEURS' EXAMINATION.
- * P.M.G. CERTIFICATES IN RADIOTELEGRAPHY.

Examination Students Coached until Successful.

NEW SELF-BUILD RADIO COURSES.

Build your own 5-valve receiver, transistor portable, signal generator and multimeter—all under expert tuition.

POST THIS COUPON TODAY and find out how **ICS** can help YOU in your career. Full details of **ICS** courses in Radio, Television and Electronics will be sent to you by return mail.

MEMBER OF THE ASSOCIATION OF BRITISH CORRESPONDENCE COLLEGES.

INTERNATIONAL CORRESPONDENCE SCHOOLS

A WHOLE WORLD
OF KNOWLEDGE
AWAITS YOU!

International Correspondence Schools
(Dept. 152), Intertext House, Parkgate Road,
London, S.W.11.

NAME _____
Block Capitals Please

ADDRESS _____

2.67

SITUATIONS VACANT

(continued)

ELECTRONIC ENGINEERS

Junior and Senior Test and Development Engineers required by progressive electronics company. Apply Chief Engineer, D.J.M. Production & Development Limited, Winchester House, Chertsey Road, St. Margarets, Twickenham, Middlesex. Tel.: POPesgrove 6234

TAPE RECORDERS, TAPES, ETC.

TAPES TO DISC—using finest professional equipment—45 r.p.m. 18/-. S.A.E. leaflet. DERROY, High Bank, Hawk Street, Carnforth, Lancs.

RECEIVERS AND COMPONENTS

BARGAIN PARCEL. Government surplus resistors and capacitors (mixed). 100 only 7/6. Post free. C.W.O. or S.A.E. for list. G. W. BATTLE, 110 Church Road, Higher Tranmere, Birkenhead.

COMPONENTS, VALVES, TRANSISTORS, etc. Call or send 6d. for list. ROGERS, 31 Nelson Street, Southport.

Very good general purpose transistors, type GET3, perfect for switching, multi-vibrators, etc. Sample 1/-. Makers sealed pack of 10, 8/6. Silicon rectifiers. 50. piv. 1.5A. 400. piv. 0.75A. 2/6. 12V 5%. I.W. zeners, 3/6. J. COOPER, Outwell, Wisbech, Cambs.

STELLA NINE RANGE

A new range of instrument cases including most of the designs used in Practical Wireless and Practical Electronics, from September 1966 issues.

These will be made for stock, ready for return-of-post service.

Send now for free photostats and price lists.

Money back guarantee on all goods if not satisfactory.

E. R. NICHOLLS
46 LOWFIELD ROAD
STOCKPORT . CHESHIRE

RECEIVERS AND COMPONENTS

(continued)

TRANSISTOR BARGAINS

3/- each: OC44, OC45, OC46, OC71, OC72, OC75, OC76, OC78, OC78D, OC81, OC81D. 4/- each: AF114, AF115, AF116, AF117, AF118, AC126, AC127, AC128, OC170, OC171, OC172. 4/6 each: OC84, OC189, AF119. 5/- each: OC23, OC28, OC28, OC200, AC107, AD140.

All the above are fully tested and guaranteed. Also available untested, unmarked Transistors 40 for 10/-. A. MARSHALL & SON 28 Crickwood Broadway, London, N.W.2 Tel. No.: GLA 0161

NEW COMPONENTS

- ★ ASSORTED CAPACITORS—New Paper, Polyester, Electrolytic, etc. 100 off 9/6
- ★ ASSORTED RESISTORS—Hi-Stab. 300 off (5%, 10, 2, +watt, worth £3) 15/-
- ★ SELECTED COMPONENTS—Over 100 Hi-Stabs., Capacitors, Pots, Rectifiers, Switches, etc. 10/-
- ★ TRANSISTORS—Matched Output Kit: OC81D and 2-OC81 9/6
R.F. Kit: OC44 and 2-OC45 9/6
OC44, 45, 70, 72, 81 and 81D Equivalent, each 3/-
- ★ CAPACITORS—Miniature Polyester Foil: 160 VDC/100 VAC. 33 pF to 1µF: 5 off, one preferred value ... 3/6
.15µF to .47µF: 5 off, one value 5/-
(P. & P. 1/6 per order, C.W.O.)

ELMBRIDGE INSTRUMENTS LTD.
Island Farm Avenue, West Molesey, Surrey

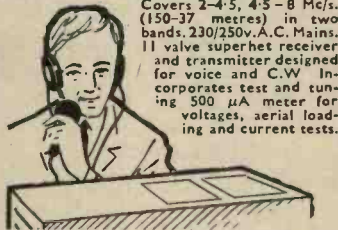
FIRST GRADE SEMICONDUCTORS

Silicon F.E.T.'s N-2N3819 25/-; P-2N3820 25/-
U.J.T. BEN3000/T1543 to trigger SCR's @ 13/-
SCR 2N3529 400PRV.2A.RMS @ Tfa/25C 22/6
SCR 2N3525 400PRV.5A.RMS @ Tc/75C 25/-
SCR C22D 400PRV.7.4A.RMS @ Tc/80C 35/-
2N3702 5/6; 2N3704 5/6; 2N3663 12/6; OC83 5/6;
2N2926 ALL TYPES 4/-; 2N3055 22/6

HILLTRONICS

1 Ullswater Road, Leverstock Green
Hemel Hempstead, Hertfordshire
C.W.O. Post Free. S.A.E. List Mail Order Only

FAMOUS TRANS/RECEIVER



Covers 2-4.5, 4.5-8 Mc/s. (150-37 metres) in two bands. 230/250v. A.C. Mains. 11 valve superhet receiver and transmitter designed for voice and C.W. Incorporates test and tuning 500 µA meter for voltages, aerial loading and current tests.

Pencil controls Freq. P.A. Tuning Gain MCW, CW RT. Het Tone. Nesting. On/Off Quiet, Aerial, AVC, LT-HT Tests. Supplied complete. Fully tested and working. Price £12.10.0. Carr. £1.0.0.

RCA AR88D. RECEIVER (Brand New)
Freq. 540 Kc/s—32 Mc/s, 6 waveband, Mechanical Band spread with Logging scale, Auto and Man. Vol. control, ditto Noise Limiter, BFO, Pitch and Var. HF Tone controls, RF & AF Gain, Var. selectivity with Crystal Filter. Complete with Instructions/ Service Manual. £70. USED MODEL Fully tested and working £45. Carr. £2 on each.

NATIONAL H.R.O. SENIOR RECEIVERS 5T MODEL

In excellent tested condition. Complete with 9 coils 50 Kc/s-30 Mc/s and Power Unit. £31.10.0. Carr. 30/-.

32 FT. TELESCOPIC AERIAL MASTS
Comprising 20 ft. 4 section tubular steel telescopic mast and 12 ft. folding whip; Can be erected in less than 5 minutes. Closes to 5ft. 9 in. Weight 21 lbs. Must have cost well over £20. Price 67/6. Carr. 7/6.

ROTARY TRANSFORMER. 12v. D.C. input, 250v. D.C. output at 125 mA. Size 3 1/2 x 5 1/2 in. Brand new 17/6. P. & P. 5/-.

ALL 19 SETS AND PARTS AVAILABLE
Complete list of other bargains, 1/- S.A.E. all enquiries. Credit Terms Available.

A. J. THOMPSON (Dept. P.E.)
"EILING LODGE," CODICOTE, HITCHIN, HERTS.
Phone: CODICOTE 242

RECEIVERS AND COMPONENTS

(continued)

COMPONENTS BONANZA! S.A.E. for big list! A. J. BASSETT, 28 Park Road, Chorley, Lancs.

R. & R. RADIO & TV SERVICE

Dept. P.E.

44 Market Street, Bacup, Lancs. Tel. 465

Salvage Valves	Good Emission	Guaranteed
EF80 1/6	30P4 7/-	30FL1 5/-
ECC82 3/-	EB91 1/-	U801 7/6
ECL80 3/6	EF85 5/-	PL82 4/6
30F5 5/-	30PL1 5/-	PL36 7/-
PCF80 4/-	EY86 4/-	PCC84 4/-
PL81 5/-	6U4GT 3/-	PY81 3/6
PZ30 5/-	PY33 6/-	U301 6/-

SPEAKERS Ex TV 3 ohm Imp, 5" Rnd. and 6" X 4" 3/6. 8" Rnd. 6/- Post 2/6.

BY100, Rectifiers complete with 10 watt res. 6/- Post 6d. Fireball Tuners, less cover cans 9/- post paid.

Video, printed circuit panels, ideal for stripping 5/6. Post 1/6. 5 for £1 post paid.
TV Tubes from £1, callers only.

Line output transformers, Scan coils, tuners, etc. S.A.E. for prompt reply.

POLYSTYRENE CAPACITORS 350v. 680, 821, 1800, 2200, 2700, 5600, 6800, 0-018, 0-022, 0-033. 125v. 1000, 1200, 1500, 1800, 3300, 3900, 4700, 8200, 0-01, 0-012, 0-015. 2/- doz. any selection. Transistors, 1/6
XA143 pnp germanium 75 megs. 2/- 2N377 npn germanium equiv. OC139. 3/6 planar silicon npn 200-300 megs, 2N706A, 2N743, 2N753, 2N916, BSY18, BSY28, BSY28, BSY29, BSY65, BSY95A. Computer boards, two types average 30 planar epitaxial transistors, 27708 or equiv. 300 megs. 30 diodes, Histab resistors. 19/6 each. Minimum order 5/-. Post 1/-. **NEW CROSS RADIO**, 6 Oldham Rd., Manchester.

TRANSISTORS AND COMPONENTS

OC71, OC72, OC44, OC45, OC81, OC81D, 3/- each (post paid). OC83, 6/- + 4d. p.p. OC73, 3/6. AF116, AF117, OC170, AF115, AF114, 3/6 (post paid).

SILICON RECTIFIERS
BY100 800 P.I.V. 550 m/a, 5/- + 4d. p.p.
BYZ13 200 P.I.V. 5 amps. 5/4 each (p.p.).
BYZ15 200 P.I.V. 40 amps. £2.17.0 each.
800 P.I.V. 5 amps. 6/6 each.
800 P.I.V. 400 m/a, 4/- each + 4d. p.p.

TEXAS TRANSISTORS
2N1302=ASY28, 6/6 each. 2G302=GET872, 7/6 each. 2G301=GET873, 6/6 each. 2G339A=AC127, 2/6 each. 2G374=OC75, 2/4 each. 2S301 audio, 3/- each. GM0290A u.h.f. cut off freq. 700 Mc/s, 19/6 each. 2N1304=ASY29, 7/6. BSY95A Transistors, 10/6 + 6d. p.p.

NEWMARKET TRANSISTORS
NKT271, 8/-. NKT773, 10/-. NKT278, 6/6. NKT713, 12/6. NKT279A, 3/4. NKT214, 6/6. NKT128, 13/- OC26, 7/6. ASY28, 8/6. ACY22, 3/6. AF118, 3/- OC172, 3/6. AC126, 8/- AF119, 3/- AFY19, 7/6. 1 GET118 + 2 GET119 1 watt audio, 6/6. OAB1, 1/6 + 4d. p.p. OA90, 1/6 + 4d. p.p.

ACOS RECORD PLAYER CARTRIDGE
Suitable for Collaro, Garrard, BSR, etc., with needles, 12/6 + 6d. p.p.
1 OC44 + 2 OC45 + 1 OAB1 + 1 OC81D + 2 OC81, 12/6 + 6d. p.p. Denco DTB4 Technical Bulletin Coils, etc., 2/- + 6d. p.p. Radio, Television Industrial Tube and Diode and Transistor Equivalents Manual, 10/6 + 6d. p.p.

MAT TRANSISTORS
MAT101, 8/6. MAT121, 8/6. MAT100, 7/9. MAT120, 7/9. (Mail order only).

J. ROBINSON (RADIO T.V.)
4 HIGHCLIFFE ROAD
BLACKLEY
MANCHESTER 9

RECEIVERS AND COMPONENTS


(continued)

REPANGO Transistor Coils and Transformer. for the Constructor. Send stamp for lists
RADIO EXPERIMENTAL PRODUCTS LTD., 33 Much Park Street, Coventry.

PHOTOELECTRIC KIT

Build 10 EXCITING PHOTOELECTRIC DEVICES on a Printed Circuit Chassis

CONTENTS: 2 P.C. Chassis Boards, Chemicals Etching Manual, Infra-Red Sensitive Photocell, Latching Relay, 2 Transistors, Resis. Cond. P.C. Terminal Block, Elegant Case, Screws, etc. In fact, everything you need to build a simple but efficient Photo-Switch/Burglar Alarm/Counter, etc. (Project No. 1) which can be modified for modulated light operation (Projects Nos. 2 & 3).



Also Essential Data, Circuits and Plans for building 10 PHOTOELECTRIC PROJECTS. (1) Simple Photo-Switch. (2) Modulated Light Alarm. (3) Long Range Stray-Light Alarm. (7) Projector Lamp Stabiliser. (8) Electronic Projector Modulator. (9) Mains Power Supply Unit. Automatic Car Parking Lamp Controller. Basic Kit: 39/6. Post and Packing 2/6 (U.K.)

OPTICAL KIT

Everything needed (Except plywood) for building 1 Folded-Beam Projector and 1 Photocell Receiver to suit PHOTOELECTRIC PROJECTS. CONTENTS: 2 lenses, 2 mirrors, Infra-Red Filter, 2 45 deg. Blocks, Projector Lamp Holder and Bracket, Plans, etc. Optical Kit: 19/6. Postage and Packing 1/6.

Send a S.A.E. for full particulars

"YORK ELECTRICS"

181a, York Road, London, S.W.11

TRANSISTORS for recent designs. BC107, 7/6. NKT 0003, 10/6. 2N3810 (F.E.T.), 25/- NKT 217, 8/- NKT 274, 3/6. NKT 075, 4/6. NKT773, 5/- 2N2147, 17/- 2N410, 2/- All brand new. P. & P. 6d. C.W.O. mail only. M. HARVEY, 29, The Drive, Potters Bar, Herts.

ECONOMY SEMICONDUCTORS

New Ceramic Transistors made in U.S.A. CS2926 red B55-110 3/6. Silicon Planar. CS2926 orange B90-180 3/9. 120 Mc/s. ft. typ. CS2926 yellow B150-300 4/- 18V 300mW max CS2926 green B235-470 4/9. Low noise NPN.

Ultra High Gain Ceramics, U.S.A. 6645 red B250-550 3/6. Silicon Planar. 6645 blue B500-1000 4/3. 15V 300mW NPN.

Medium Power Silicon Planar 2N3053; NPN 60V, 1W max, 100 Mc/s ft. min. 11/6. 40319, PNP 40V, 1W max, 100 Mc/s ft. min. 15/6.

These are 2W max. with heat sinks, 9d. each. High Power H.F. Silicon Planar, NPN 2N3054 16W @ 100°C case, 90V, 4A, 25 Mc/s typ. 26/-. CP407 15W @ 75°C case, 60V, 10A, 100 Mc/s ft. min. 56/3.

High Power Silicon NPN 2N3055 65W @ 100°C case, 100V, 15A max. 22/9. 40250 16W @ 100°C case. 50V, 4A max. 17/6.

Germanium Low Power 2N1304 NPN } 20V 15W max. high gain 2N1305 PNP } B120 typical 4/3 each. ASY50 PNP 20V 2W. B30 typ., low cost 2/-

Germanium High Power PNP NKT401 80V, 8A max. B15-50 @ 6A, 12V, 17/6. NKT404 60V, 8A max. B50-150 @ 12V, 12/9. 2N3731 300Vpk, 6A max. B15 min. @ 6A, 5V, 19/6.

Complementary Matched Pairs 2N1304/2N1305, 2N2926/2N3702, 9/- pair. Resistors 1W 5% carbon film 2/3 doz. 17/3 100. Skeleton types 250Ω to 1M Ω 1/-. Electrolytics, 10V, 5, 10, 25, 50µF 9d. 100, 200µF 11d. All Texas, IR, Newmarket devices available. All components brand new. Catalogue 6d.

ELECTROVALVE

6 Mansfield Place, Ascot, Berkshire

RECEIVERS AND COMPONENTS

(continued)

SPECIAL OFFER

1 Watt S.T.C. 300 MC/S N.P.N. Silicon Planer. Transistors. With data. Limited Stocks. £1 for 6.

3/- each. OC44, OC45, OC70, OC71, OC81, OC81D, OC200, Get 16, Get 20.

4/- each. AF114, AF115, AF116, AF117, OC170, OC171.

5/- each. OC139, OC140, Get 7, Get 8, Get 9, XC141, BY100, OA211.

ZENER DIODES

3.9v. to 26 volt, 1/4w. 3/6 each, 1.5w. 5/-, 7w. 6/- each.

Send 6d. for full lists: Inc. S.C.R. Zeners.

BSY 27, 7/6 each. OC20, 10/- each.

Cursons

78 Broad Street
 Canterbury
 Kent

WANTED

WANTED. Copies of Practical Electronics for Nov., Dec. 1964, Jan., Feb., March 1965. State price wanted to STEEL, 23 Wadhams Drive, Manor Park, Frenchay, Bristol.

TRANSFORMERS

TELEVISION:!

From your OWN Car Battery

Famous DELCO TRANSFORMER transforms 12 or 24v. supply to mains Power for TV, 1" drills, etc.

NOW ONLY
£6-10-0



C.O.D. 3/6 extra. SMALLER MODEL 12/24v. input, 110/250v. output **20/-**

MAGNETIC RELAY SWITCHES. 12v., 40 amp. Contacts for remote switching. Each **13/6**

INDOOR TELEVISION AERIAL. Extending Single dipole. ... Each **17/6**

VIBRATOR POWER-PAK. Step 12v. up to MAINS.output. For Universal AC/DC razors, small fluorescent fittings, radios, etc. ... Only **37/6**

GENERATING SETS. Brand New. TINY TIM. 12V. 300 watts. In packing case. SELF STARTING. Normal List Price 27s. **£37-10-0**

Price Delivered **£37-10-0**

GENERATING SETS. CHOREHORSE 12 volt, 300 watt sets. Used. **£27-10-0**

Tested before despatch.

Send NOW—Delivery by return

JAMES WALKER, ELECTRONICS DIVISION
 School House, Wood Walton, Huntingdon
 Phone Abbots Ripton 368. 9 am. to 10 pm.

EXCLUSIVE TO BOTHWELL ELECTRIC SUPPLIES (GLASGOW) LTD.

Due to a massive purchase from abroad, we can still offer you at the fantastic price of 3/6 (P. & P. 1/- per horn) a miniature high frequency horn, suitable for use as a burglar and fire alarm; motor cycle alarm, and all warning devices. Demand for this unique offer has been great, so order now and avoid disappointment. 1.5/4 5V. D.C. only.

CAPACITORS:

1. Yet another snip from Bothwells—Plessey 100 X 400 MFD. 300V. WKG. 1 1/2 in. dia. X 3 in. long approx. Only 6/- each + 1/- P. & P.

2. Transistor Capacitors: 10, 16, 32, 50, 100 MFD all 15V. D.C. WKG. Any three 4/- + 6d. P. & P.

MAGNETIC EAR PIECES: Prices are down—YOU benefit. Complete with 3-5mm. jack plug, only 2/6 each + 6d. P. & P.

AERIAL WIRE: Pure copper, insulated; still available in 76 ft. reels at excellent price of 5/- + 1/- P. & P.

CAR BATTERY CHARGERS: An elegant yet robust 4A. charger with fitted ammeter, 6/12V. Guaranteed 1 year—55/6 + 5/- P. & P.

RELAYS:

1. Miniature Plug-in with 2 light duty c/o contacts. Coil 185 Ohms. 4 1/2 18V. D.C. 15/-

2. Miniature Plug-in with 4 light duty c/o contacts. Coil 130 Ohms. 9/15V. D.C. 18/9.

3. Heavy duty car alarm relay 6/12V. D.C. 3 heavy duty c/o contacts 27/8.

Postage and packing on above items 1/- each. 4. Base for item (2). 3/9 P. & P. 6d.

SEMICONDUCTORS: We carry a wide range of transistors, diodes, rectifiers and other devices to meet your every need at competitive prices, e.g.:

1. Transistors OC44, 45, 71, 72, 81, 81D. 2/6 each + 6d. P. & P.

2. 10D1 miniature rectifier diode. 100V. P.I.V. 1A. Invaluable in all low-voltage power supplies. 5/- each + 6d. P. & P.

LOUDSPEAKERS: We carry a range of speakers to suit every application. Typical examples are:

1. Westwell 0.2W.; 8 Ohm; 2 1/2 in. dia. 7/9.

2. Westwell 0.2W.; 8 Ohm; 3 in. dia. 8/6.

3. Richard Allen 12 in. 3 Ohm. with tweeter. 37/8 + 3/- P. & P.

TEST METERS: General purpose test meter, 1T1-2. 20K/Ohms per Volt. 69/8 + 3/- P. & P.

Write or call now for our components list

BOTHWELL ELECTRIC SUPPLIES (Glasgow) LTD.
 54 EGLINTON STREET
 GLASGOW, C.5. Tel. 041 80Uth 2904
 Member of the Lander Group

SEMICONDUCTOR INFORMATION SERVICE

Available by return of post, we have the latest editions of the following publications:

R.C.A. TRANSISTOR MANUAL (480 pp.)
 23/6d. Post free.

Provides specifications of over 600 RCA transistors, diodes, rectifiers, etc., and a wealth of information on semiconductor circuits (theory and design), applications, outlines, etc.

R.C.A. TUNNEL DIODE MANUAL (160 pp.)
 23/6d. Post free.

Covering basic theory, specifications, applications, and circuit design procedure, etc.

G-E TRANSISTOR MANUAL (648 pp.)
 30/- Post free.

Contains abridged specifications of over 2,000 American transistors of the 2N-series, and also brief ratings of a wide range of diodes and rectifiers, etc. The bulk of this book is devoted to circuit design procedure and includes a large number of extremely useful practical circuits.

G-E TUNNEL DIODE MANUAL
 16/6d. Post free.

Specifications, applications and circuit designs for the range of G-E tunnel devices.

M. R. CLIFFORD & COMPANY
 (C 5E)

209A, MONUMENT ROAD, EDGBASTON BIRMINGHAM 16

P.S.—Are you on our mailing list? If not send a 2/- P.O. and receive our current price list of over 1,000 transistors, and amendment bulletins covering substitutions for obsolete types, release of new devices, and price changes, etc., etc.

INTEGRATED STEREO AMPLIFIER

(Dec./Jan. P.E.). Send for competitive quotation for parts.
HEAVY DUTY RELAYS 9-14v. D.C. coil, single pole, switching up to 40 AMPS. at low voltage, 2/6, P.P. 1/6, discount for quantities.

HI-K CERAMIC CAPACITORS (DISC) 500v. D.C. working. 1,000 pF 2/6 per doz. P.P. 9d. 10,000 pF 3/9 per doz. P.P. 9d.

SUBMINIATURE ELECTROLYTICS 100 mfd. 15v., brand new, at the fantastic price of 9/6 per dozen. P.P. 9d. Send for list of other bargains.

POTENTIOMETERS 5KΩ lin, 10KΩ lin, 100KΩ lin, 250KΩ lin, 1MΩ log, 2MΩ log, 2MΩ lin. 1/- each. P.P. 6d.

With double pole switch 500KΩ lin, 1MΩ log, 2/- each. P.P. 6d.

With single pole switch 10KΩ lin, 50KΩ lin, 2/- each. P.P. 6d.

Pre-sets 250KΩ lin, 250KΩ log, 300KΩ lin, 2MΩ lin, 1MΩ lin. 1/- each. P.P. 6d.

FERROXCUBE TOROIDS Leaflet on complete range available on request.

TOROID TRANSFORMERS for inverter applications, etc. 20 watt version: 12v. input, 250v. 80mA output. 19/6. P.P. 4/6. 60 watt version: 12v. input, 300v. 200mA output. 39/6. P.P. 5/-. Toroid transformers also supplied to your requirements.

RESISTOR PACKS 100 well assorted values and types, mainly 1/2w. hy-stabs, but also some 1/10w. 1/2w. 1w. 1% to 10%. A super buy at 7/6. P.P. 1/6.

CAPACITOR PACKS 100 well assorted silver micas, ceramics, polyesters, papers, electrolytics, etc. 10/-, P.P. 1/6.

VALVEHOLDERS B9A paxelin 2/- per dozen. P.P. 1/6.

UX7 10/- per dozen. P.P. 2/6.

HEADPHONES German made. 5 and 2,000 ohm versions. 20/-. P.P. 2/-.

TRANSISTOR BARGAINS Send for complete lists. Quotation by return for any type of transistor.

BRIAN J. AYRES & CO.
 Dept. ED, 8 Hartfield Road
 Wimbledon, London, S.W.19
 Telephone: Wimbledon 6063

CRESCENT RADIO LTD.

TELEVISION & ELECTRICAL SPECIALISTS
 40 Mayes Rd., Wood Green, N.22
 Telephone: BOWES PARK 3206

TRANSISTORS			
NKT274	3/8	1840K10	33/-
NKT773	5/3	2N3819	30/-
NKT0013	9/-	2G339A	1/6
NKT217	12/-	GET873	3/-
NKT403	16/3	GET114	4/-
2N397	3/6	OC38	11/6
AD140	13/6	OC71	3/6
OC45	4/-		

SPECIAL LINES			
BY100	5/6	OA70	1/6
BY105	5/6	OA81	2/6
ORP12	10/-	M3	1/6
P.U. cartridge with both styli	8/6
B.S.R. dolly with both styli (T.C.B)	15/-
Sonotone stereo cartridge	18/6

Tweeters			
2 1/2 inch 3 ohm	9/6
3 1/2 inch 8 ohm	13/6
5 inch 3 ohm dual cone	18/9
5 inch 15 ohm	14/6

Speaker			
3 inch 20 ohm	9/6
5 to 40pf trimmers	3d. each
4 to 21pf trimmers	3d. each
50pf air spaced trimmers	6d. each
8 ohm ear pieces	1/6 each
Deac cells 2.44 volt	6/- each

VERO BOARD			
2 1/2 x 5	3/8	3 1/2 x 5	5/2
2 1/2 x 3 1/2	3/-	3 1/2 x 3 1/2	3/8
Vero pack, 5 boards, 1 spot face cutter	9/9
Vero pins	1/- per doz.

PRINTED CIRCUIT BOARD			
9 x 5 inch	1/11
OH Cut	9d. each

TAPE SPOOLS			
7 inch	2/9	4 inch	2/3
5 1/2 inch	2/6	3 inch	1/3
5 inch	2/-		

INTERNATIONAL TAPE			
7 inch	2,400ft.	25/-	
7 inch	1,800ft.	21/-	
5 1/2 inch	1,200ft.	15/-	
5 inch	900ft.	12/6	
5 inch	600ft.	10/-	

We have large stocks of electronic components and feel that a visit to our premises would be to your advantage. Send 1/- for our catalogue. Please include postage with orders.

HIGH SPEED MAGNETIC COUNTERS (4 x 1 x 1 in.). 4 digit. 12/24/48V. (state which) 6/6 each. P. & P. 1/-.

COPPER LAMINATE BOARD (8 1/2 x 5 1/2 x 1/4 in.). 2/6 each. 5 for 10/-.

BULK COMPONENT OFFERS

100 Capacitors (latest types) 50pF to 5μF.

250 Carbon Resistors 1/4 & 1/2 W. (Transistor types).

250 Carbon Resistors 1/4 & 1/2 W.

150 High-Stab Resistors 1/4, 1/2 & 1W.

100 Ceramic Capacitors 2—1000 pF.

25 Vitreous W/W Resistors (5%).

12 Precision Resistors (-1%).

25 Close Tolerance Caps. (2%).

ANY ITEM 10/-. ANY 5 ITEMS 2E.

PHOTOFLASH ELECTROLYTIC 2000μF. 275V. 17/8. P. & P. 2/6.

ELECTROLYTICS 100μF, 60V. 2/8; 200μF, 250V. 3/8; 100 & 400μF, 275V. 8/8; 500μF, 100V. 4/-; 1000μF, 50V. 5/-; 3000μF, 100V. 7/8; 5000μF, 50V. 7/8. P. & P. 2/6 in 1E.

PATTRICK & KINNIE

81 Park Lane
 Romford, Essex
 ROMford 4473

FOOTBALL POOL COMPUTER CIRCUIT and three other analogue circuits, 4/6.

DIGITAL COMPUTER CIRCUIT

A simple digital Adder/Subtractor using switches and lamps only. A fascinating demonstration of Binary arithmetic. Full circuit, wiring diagram and notes on the Binary system, 3/6.

NOUGHTS AND CROSSES MACHINE CIRCUIT. Uses standard miniature switches and lamps only. This machine cannot be beaten. Full circuit, wiring diagram and instructions, 3/6.

1% High Stability Resistors
 1/2 watt 1%, 2/- each. Full range 10 ohms to 10 Meg. Stock List available.

1% Wirewound Resistors
 1 1/2 watt, 1 ohm to 5K, 3/3; to 20K, 4/8; 1% add 3d. Your value wound to order.
 200 Assorted 2 watt Resistors, 1% to 20%, 12/8.

PLANET INSTRUMENT CO.

25 (E) DOMINION AVENUE, LEEDS 7

TWO-BOB PLANARS

Brand new, first grade NPN silicon planar transistors at the ridiculous price of 2/- each. Designed for r.f. stages, mixers, and i.f. stages, may also be used for low-level a.f. stages. Low-feedback capacitance (2pF). High cut-off frequency. Robust. Physically small. Data supplied. ME101β=30 @ 1mA, 20V, 200 Mc/s, 250mW, 100mA. ME301β=20 @ 1mA, 12V, 600 Mc/s, 250mW, 50mA. Both types 1 for 2/6, 3 for 6/-. And of course we still supply our popular range: High gain 2N2926: β=90-180, 3/6; 150-300, 3/9; 235-470, 4/6. Medium power: 2N3702 (PNP), 5/-; 2N3704 (NPN) 6/-; Low noise input, 2N3707, 5/-; V.H.F. T1407, 6/-; C.W.O. Mail order only. No C.O.D.

AMATRONIX LTD., 396 Selsdon Road
 Croydon, CR2 ODE

BATTERY ELIMINATORS

The ideal way of running your TRANSISTOR RADIO, RECORD PLAYER, TAPE RECORDER, AMPLIFIER, etc. Types available: 9v; 6v; 4 1/2v (single output) 39/6 each. P. & P. 2/9; 9v + 9v; 6v + 6v; or 4 1/2v + 4 1/2v (two separate outputs) 42/6 each. P. & P. 2/9. Please state output required. All the above units are completely isolated from mains by double wound transformer ensuring 100% safety.

R.C.S. PRODUCTS (RADIO) LTD.
 (Dept. P.E.), 11 Oliver Road, London, E.17

NEW ELECTRONICS CATALOGUE

THE SHOP AT YOUR ELBOW
 FULLY COMPREHENSIVE

INCLUDING:

- COMPONENTS
- TEST EQUIPMENT
- VALVES
- TRANSISTORS
- HI-FI EQUIPMENT
- ELECTRONIC APPLIANCES
- RECEIVERS
- AMPLIFIERS
- AND SPECIAL SERVICES

SEND P.O. FOR 1/6 TO:

DEPT. PE/3

dca ELECTRONICS LTD.

28 UXBRIDGE ROAD

EALING, W.5

FIRST-CLASS RADIO AND T/V COURSES...

GET A CERTIFICATE!

After brief, intensely interesting study—undertaken at home in your spare time—YOU can secure a recognised qualification or extend your knowledge of Radio and T.V. Let us show you how:

FREE GUIDE

The New Free Guide contains 120 pages of information of the greatest importance to both the amateur and the man employed in the radio industry. Chambers College provides first rate postal courses for Radio Amateurs' Exam., R.T.E.B. Servicing Cert., C. & C. Telecoms., A.M.I.E.R.E. Guide also gives details of range of diploma courses in Radio/T.V. Servicing Electronics and other branches of engineering, together with particulars of our remarkable Guarantee of

SUCCESS OR NO FEE

Write now for your copy of this invaluable publication. It may well prove to be the turning point in your career.

FOUNDED 1885—OVER
 150,000 SUCCESSES

CHAMBERS COLLEGE

(Incorp. National Inst. of
 Engineering) (Dept. 850F)

148 HOLBORN
 LONDON, E.C.1

YOURS FREE FOR 7 DAYS


The New 'Picture - Book' way of learning

BASIC

ELECTRICITY (5 Vols)
ELECTRONICS (6 Vols)
ELECTRONIC CIRCUITS (2 Vols)
INDUSTRIAL ELECTRICITY (2 Vols)
SYNCHROS & SERVOMECHANISMS (2 Vols)

You'll find it easy to learn with this outstandingly successful new pictorial method—the essential facts are explained in the simplest language, one at a time; and each is illustrated by an accurate cartoon-type drawing.

The books are based on the latest research into simplified learning techniques. This has proved that the Pictorial Approach to learning is the quickest and soundest way of gaining mastery over these subjects.



The series will be of exceptional value in training mechanics and Technicians in electricity, Radio and Electronics.

WHAT THIS MONTH'S ENTHUSIASTIC READERS SAY

... Your books are just the job ... Sgt. R.B., B.F.P.O. 46

... Thank you for your excellent books they are everything you said they would be ... T.T., LONDON DERRY

... A really silent efficient instructor ... A.W., HARROW

**TO SELRAY BOOK CO.
 60 HAYES HILL, HAYES, BROMLEY, KENT**

Please send me Without Obligation to Purchase, one of the above sets on 7 Days Free Trial. I will either return set, carriage paid, in good condition within 7 days or send the following amounts. Basic Electricity 70/- Cash price or Down Payment of 15/- followed by 4 fortnightly payments of 15/- each. Basic Electronics 82/- Cash Price or Down Payment of 15/- followed by 5 fortnightly payments of 15/- each. This offer applies to UNITED KINGDOM ONLY.

Tick set required (only ONE set allowed on free trial)

BASIC ELECTRICITY 70/- BASIC ELECTRONICS 82/-
 BASIC ELECTRONIC CIRCUITS 40/-
 BASIC INDUSTRIAL ELECTRICITY 40/-
 BASIC SYNCHROS & SERVOMECHANISMS 38/-
ALL PRICES INCLUDE POSTAGE

PE 2

Signature
 (If under 21, signature of parent or guardian)

NAME
 FULL POSTAL ADDRESS
BLOCK LETTERS BELOW

POST NOW FOR THIS OFFER!

10/- BARGAIN SALE! 10/-

- | | | | |
|--|------|---|------|
| 10/- PISTOL-GRIP SOLDERING IRON (USUALLY 25/-) | 10/- | 10/- 6 NPN or PNP Switching Transistors (min. 200 mc/s) | 10/- |
| 10/- 20 well assorted TRANSISTOR ELECTROLYTICS. | 10/- | 10/- 10 Transistor Holders. | 10/- |
| 10/- 3 Television Smoothing Condensers. 200/200uf., 200/100uf., 300/125/50uf., 275 volt. | 10/- | 10/- ACOS MONO PICK-UP HEAD COMPLETE WITH NEEDLES. | 10/- |
| 10/- 50 assorted 1/2 Watt 5% Resistors. (Long Leads). | 10/- | 10/- 3 Miniature earpieces complete with plug and lead. | 10/- |
| 10/- 100 assorted 1/4 to 1/2 watt mixed resistor types, values. | 10/- | 10/- 20 Diodes. Very high quality. | 10/- |
| 10/- 100 1/2 to 3 watt Close Tolerance types. | 10/- | 10/- Magnetic Lapel Microphone with plug and lead. | 10/- |
| 10/- 100 assorted Silver Mica/Ceramic/Polystyrene Condensers. | 10/- | 10/- 3", 4" or 5" Low impedance LOUDSPEAKER. | 10/- |
| 10/- 50 assorted paper condensers .001 to .5uf. | 10/- | 10/- SIGNAL INJECTOR R.F./I.F./A.F. parts and circuit. | 10/- |
| 10/- 100 miniature paper condensers (Mixed values). | 10/- | 10/- Car Rev. Counter, Parts and Circuit (excl. meter). | 10/- |
| 10/- 50 untested TRANSISTORS (excellent value). | 10/- | 10/- 12 pre-set potentiometers mixed. | 10/- |
| | | Remote control units for Philips/Stella/Cosson/T.V. | |
| | | Cost 3 gns. Special Bargain | 10/- |

10/- FREE! 10/- FREE! 10/- FREE! 10/- FREE!

10/- FREE! Any Eleven Items for £5/-/-! 10/- FREE!

Please include 1/- for post

Rush your order now! These prices cannot be repeated!

G. F. MILWARD

17 PEEL CLOSE, DRAYTON BASSETT, Nr. TAMWORTH, STAFFS.

Phone: TAMWORTH 2321

POST ONLY

PRE-PAK SEMICONDUCTORS

DISTRIBUTED EXCLUSIVELY BY DAVIS & WHITWORTH LTD.
222-224 WEST ROAD, WESTCLIFF-ON-SEA, ESSEX
PHONE: SOUTHEND (0502) 46344

PRE-PAK FOR QUALITY		PRE-PAK FOR VALUE		PRE-PAK FOR SERVICE	
No.	PRICE	TRANSISTORS	PRICE	TRANSISTORS	PRICE
A1.	6—Silicon rectifiers BY100 type	AC107	6/-	OC81	2/6
A2.	10—Relays, mixed types and voltages	AC126	2/6	OC81D	2/6
A3.	20—Mixed, marked and tested trans.	AC127	2/6	OC83	4/-
A5.	8—Sil. recs. 100-400PIV, 0.5-1A	AC128	3/-	OC139	2/6
A7.	1—500 Mc/s epitaxial mesa. PNP 2N700	ACV17	5/-	OC140	5/-
A8.	6—Sub. min. zenitars, 3-6-15V, 400mW	AF114	4/-	OC170	2/6
A9.	1—2N174 real power trans. 80v., 150W	AF115	3/-	OC171	4/-
A12.	1—High power, high volts, 2S024, 100V 100W	AF116	3/-	OC200	5/-
A13.	25—Assorted trans. and diodes, all new	AF117	4/-	OC201	8/-
A14.	4—2N601 p/trans. germ. 30V 10Mc/s	AF118	3/6	2G301	2/6
B1.	50—Unmarked, untested, trans. new	AF119	3/6	2G302	2/6
B2.	4—Solar cells, inc. Book of ins.	AF178	10/-	2G344	2/6
B3.	4—OAS gold bonded diodes, Mullard	ASY66	2/-	2G371	2/6
B4.	16—Germ. diodes, 50PIV, 40Mc/s	BCZ11	5/-	2G417	2/6
B5.	6—Matched set, OC44/45/810/81	BFY50	15/-	2N697	5/-
B7.	1—60 watt power trans. 5Mc/s, NPN	BSY25	10/-	2N706	5/-
B8.	2—Power trans. OC26/35 type	BSY26	5/-	2S303	2/6
B9.	1—Light sensitive cell, ORP12 type	BSY27	5/-	OC16	5/-
B10.	8—50V trans. germ. PNP, latest type	BSY28	5/-	OC20	10/-
B11.	2—Comp. pair, AC128, AC176	BSY29	5/-	OC22	5/-
B13.	7—BA115 G.B. diodes T.V. video	BSY95A	5/-	OC26	5/-
B15.	8—Bi-directional trans., ASY66	GET102	2/6	OC28	7/6
B20.	4—Assorted NPN trans., TO-5, TO-18	GET114	2/6	2N501	2/6
B21.	2—Sil. recs. 10 amp., 50-100PIV	NKT713	2/6	DIODES	
B32.	4—1 amp. recs. 200/300PIV	NKT252	2/6	AA42	2/-
B33.	10—Germ diodes, assorted types	OC41	2/6	OA10	2/-
B34.	8—Silicon diodes, assorted types	OC44	2/6	OA70	1/9
B35.	2—Zener diodes, 1W, 7 and 10 volts	OC45	2/6	OA79	1/9
B36.	10—Gold bonded, diodes, assorted	OC71	2/6	OAB1	1/6
		OC72	2/6	OA182	2/-
		OC73	5/-	IN914	1/6

THE LARGEST RANGE OF LOW PRICED SILICON CONTROLLED RECTIFIERS (THYRISTORS) IN GT. BRITAIN.

1 amp (TO 5 can)	7 amp (stud)	16 amp (stud)	FREE SCR literature including circuit diagrams for light dimmers, speed controllers, AC power switch, etc., with all SCR orders or on request
100 PIV each 9/6	100 PIV each 10/6	100 PIV each 16/6	
400 PIV each 25/-	200 PIV each 15/-	200 PIV each 20/-	
	400 PIV each 30/-	400 PIV each 40/-	
	500 PIV each 40/-	500 PIV each 50/-	
	600 PIV each 45/-	600 PIV each 55/-	

FREE Packs of your own choice to the value of 10/- with all orders over £4 in value **FREE**

FIRST EVER LOGIC KITS. Learn for yourself how computers work, even make one for yourself. Full instructions for a nougths and crosses machine, binary counters, timer, etc. L.1. 5 gns. L.2. 10 gns. No need to purchase both kits, you can start with L.2. which incorporates L.1. DETAILS FREE.

MAKE A REV. COUNTER FOR YOUR CAR. THE 'TACHO BLOCK'. This encapsulated block will turn any 0-1mA meter into a perfectly linear and accurate rev. counter for any car. State 4 or 6 cylinder. **20/- each**

NO CONNECTION WITH ANY OTHER FIRM. MINIMUM ORDER 10/- CASH WITH ORDER PLEASE. For complete lists and substitution charts send 1/- in stamps, add 1/- post and packing per order. OVERSEAS ADD EXTRA FOR AIRMAIL.



SUPPLIERS OF ELECTRONIC EQUIPMENT TO ...

- * UNIVERSITIES
- * COLLEGES OF TECHNOLOGY
- * COLLEGES OF FURTHER EDUCATION & SCHOOLS
- * ALL ENTHUSIASTS

OFFICIAL SUPPLIERS TO MANY EDUCATION AUTHORITIES
Usual Educational Discounts

OUR NEW 1966/67 illustrated catalogue NOW AVAILABLE
(send 1/- in stamps for your copy)

INCLUDES
Valves, Transistors, Transformers, Loudspeakers, Recording Tape, Coils, Resistor, Condensers, Potentiometers, Chassis, Rectifiers, Test meters, Microphones, Tools, Solder, etc.

ALPHA RADIO SUPPLY CO.
103 Leeds Terrace
Wintoun Street, Leeds 7
Telephone 25187

NEW RANGE U.H.F. AERIALS FOR BBC 2 (625) line transmissions


All U.H.F. aerials now fitted with tilting bracket and 4 element grid reflectors.

Loft Mounting Ar1a3w, 7 element, 35/-; 11 element, 42/6; 14 element, 50/-; 18 element, 57/6. **Wall Mounting with Cranked Arm.** 7 element, 60/-; 11 element, 67/-; 14 element, 75/-; 18 element, 82/6. **Mast Mounting with 2in. clamp.** 7 element, 42/6; 11 element, 55/-; 14 element, 62/-; 18 element, 70/-.

Chimney Mounting. Arrays, Complete, 7 element, 72/6; 11 element, 80/-; 14 element, 87/6; 18 element, 95/-.

Complete assembly instructions with every unit. **Low Loss Cable,** 1/6 yd. **U.H.F. Pre-amps** from 75/-. State clearly channel number required on all orders.

BBC · ITV · F.M. AERIALS



BBC (Band 1). Telescopic loft, 21/-; External S/D, 30/-; "H", £2.10.0.

ITV (Band 3). 3 element loft array, 25/-; 5 element, 35/-; Wall mounting, 3 element, 35/-; 5 element, 45/-.

Combined BBC/ITV. Loft 1+3, 41/3; 1+5, 48/9; Wall mounting 1+3, 56/3; 1+5, 63/9; Chimney 1+3, 63/9; 1+5, 71/3.

VHF transistor pre-amps from 75/-.

F.M. (Band 2). Loft S/D, 12/6; "H", 30/-; 3 element, 32/6. External units available. Co-ax cable, 841. yd. Co-ax. plugs, 1/3. Outlet boxes, 4/-; Diplexer/Crossover Boxes, 12/6. C.W.O. or C.O.D. P. & P. 5/-. Send 6d. stamps for illustrated lists. Quotations for special arrays available on request.

K.V.A. ELECTRONICS (Dept. P.E.)
27 Central Parade, New Addington
Surrey
LOD 2246

TRANSISTOR SPECIFICATION & SUBSTITUTION HANDBOOK

New 1967 Ed. By Tec-Press 23/6

Contains over 5,000 American, Japanese, British, etc., types, and over 30,000 computer selected substitutes.

Radio Valve Data, new 8th ed., by Wireless World. 10/6

ABC's of Silicon Controlled Rectifiers, by Lytel. 17/-

Hi-Fi Year Book, 1967 edition. 18/-

Transistors in Logical Circuits, by Altes. 16/-

Having Fun with Transistors, by Buckwalter. 22/-

Computer Basics, Digital Computers Mathematics and Circuitry. 31/6

Rapid Servicing of Transistor Equipment, by King. 31/3

Solid State Power Supplies and Converters, by Lytel. 21/-

Basic Piezoelectricity, Theory and Applications, by Shields. 21/-

All prices include U.K. postage
Where possible 24-hour service guaranteed

UNIVERSAL BOOK CO.
12 LITTLE NEWPORT ST., LONDON, W.C.2
(Leicester Square Tube Station)

PRACTICAL

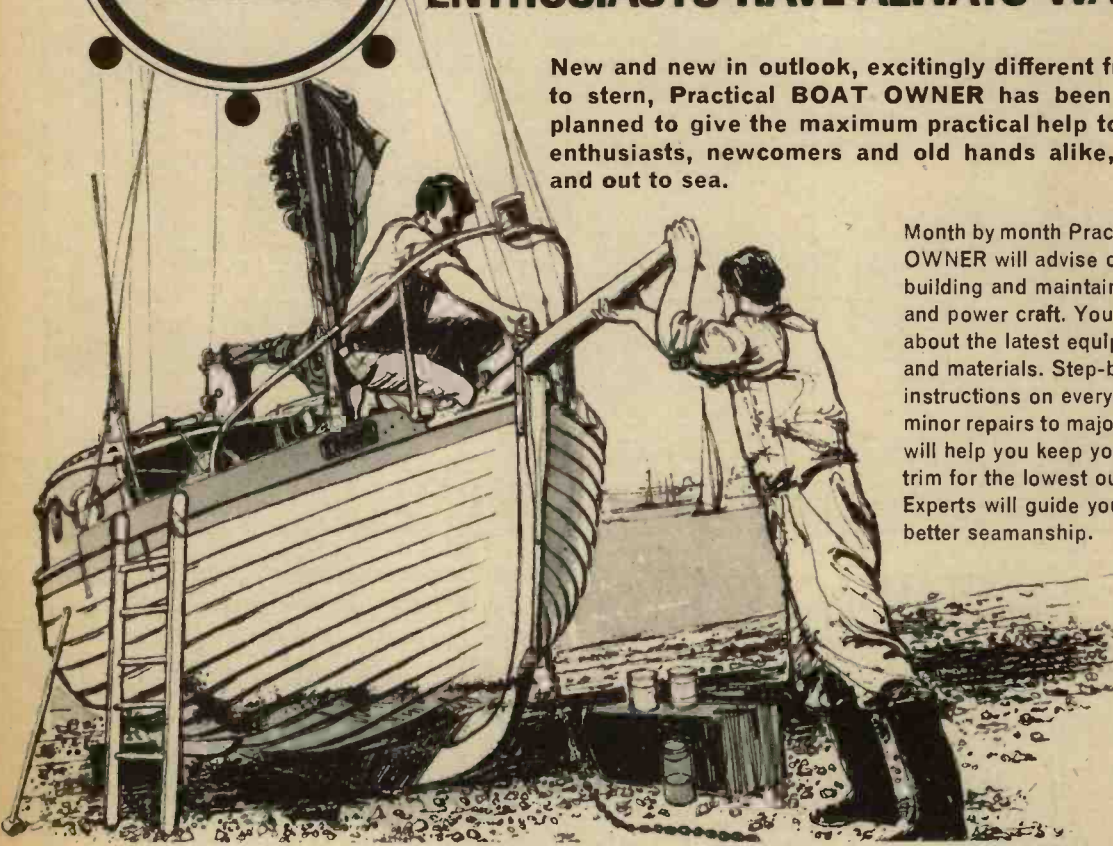
Boat Owner

NO.1
JUST
LAUNCHED

THE NEW MONTHLY ALL BOAT
ENTHUSIASTS HAVE ALWAYS WANTED

New and new in outlook, excitingly different from stem to stern, Practical BOAT OWNER has been expertly planned to give the maximum practical help to all boat enthusiasts, newcomers and old hands alike, up river and out to sea.

Month by month Practical BOAT OWNER will advise on buying, building and maintaining sail and power craft. You'll learn all about the latest equipment and materials. Step-by-step instructions on everything from minor repairs to major overhauls will help you keep your boat in trim for the lowest outlay. Experts will guide you to safer, better seamanship.



**FREE
INSIDE**
SKIPPER'S SAFETY
CHECK CARDS

Two waterproofed, handy-size cards to keep in the cockpit for instant check.

1. THE RULE OF THE ROAD
2. WARNING SIGNS AND BEACONS

More FREE cards in the following issue




FEATURES IN THIS ISSUE INCLUDE

BUILDING A BOAT? Or hoping to? First of a series for non-experts that makes the job easy.

FAMILIES AFLOAT. Children can be safe, snug and contented, says our woman's page writer . . . even tots in carry-cots.

TREAT YOUR OUTBOARD MOTOR RIGHT. A photo series on step-by-step care and maintenance.

PLUS Gadgets to make. Buyers' Guide to essential equipment. New craft for family fun. Fire protection. New life for an old boat. Essential knots and hundreds of other practical tips.



PRACTICAL BOAT OWNER HELPS YOU GET THE BEST OUT OF BOATING · MONTHLY 3/6



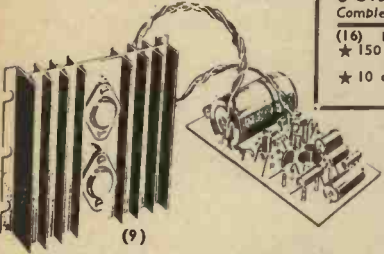
(14)



(12)



(10)



(9)

10 AND 20 WATT MONO AND STEREO TRANSISTOR AMPLIFIER S

(9) **POWER AMPLIFIERS.** 10 watts RMS output. 100mV input. 30 c/s to 20 k/c/s. 1dB. 6-Transistor Push-pull. Panel size 4 X 2 1/2 X 1 in. H/S 4 X 4 in. MPA10/3 3-5 ohm spkr. £4.10.0, p.p. 2/6. MPA10/15 12-16 ohm spkr. £5.5.0, p.p. 2/6 (Mains unit for 1 or 2 amplifiers. 59/6, p.p. 2/6)

The Finest High Fidelity at Unbeatable Prices

25 WATT AMPLIFIER
8-Transistor design. Push-pull output for 7 1/2 to 16 ohm speaker. 150mV input. 30c/s to 20k/c/s ± 1dB. For use with valve or transistor pre-amplifiers as item (10) above.
PRICE BUILT AND TESTED £7.19.6 P.P. 3/-
(Mains unit 79/6, p.p. 2/6)

(13) **MULTI-METERS SCOPE**
PT34 1kV 39/6 EP30k 20kV £6.10.0
TP10 2kV 15/6 6-Track 50kV £28.15.0
ITI-2 20kV 69/6 500 30kV £9.19.6
TP55 20kV £5.19.6 EP100k 100kV £10.10.0
● CT52 Scopes £22.10.0, p.p. 10/-
Complete range of test equipment in stock

(16) **NOMBEX TEST UNITS**
★ 150 kc/s—350 mcf. RF Generator £10.10.0. All Transistor.
★ 10 c/s—100 kc/s Transistor. £16.19.6 Audio Generator.

(15) **GARRARD BATTERY 2-SPEED TAPE DECK**
Brand New with R/P head, erase/osc. head, tape cassette. Specifications and osc. circuits. 2 speed 2-track 9 volt operated. List Price 13 gns.
PRICE £8.19.6 P. & P. 3/6

COMPONENTS AND EQUIPMENT. The largest range in the country. 7/6 p. 1/- buys 1967 200-page catalogue with discount vouchers.

(10) **PREAMPLIFIERS.** 8 input selector Treble, bass, volume, filter controls. 14mV to 100mV inputs. Battery operated or from Mains Unit. Output up to 150mV RMS.

MP2 Mono 9 1/2 X 2 1/2 X 2in. £5.10.0, p.p. 2/6 (grey and sold front panel 8/6).
SP4 Mono/Stereo, 9 X 3 1/2 X 1 1/2in. £10.19.6, p.p. 3/6 (front panel plate 12/6)
● ALL UNITS BUILT AND TESTED


(12) **MW/LW QUALITY TRANSISTOR RADIO TUNER**
Fully tunable superhet with excellent sensitivity and selectivity. Output up to 1/2 volt peak. Complete with front panel, etc. 9 volt operated. For use with any amplifier or tape recorder.
TOTAL COST TO BUILD £3.19.6 P.P. 2/6

(14) **VHF FM TUNER**
Supplied as 2 Preamplified Panels, plus metal work Superhet design. 88-108 mc/s, 9 volt operated. 6 Mullard Transistors
Total cost to assemble £12.17.6, p.p. 2/6

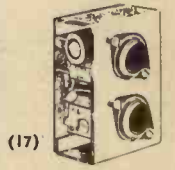
STABILISED POWER SUPPLY
Two outputs. 3.6 volt and 9.6 volt up to 250mA each. Transistorised and Zener stabilised. 110 to 250 volt mains input. In case with leads. PRICE 67/6, p.p. 2/6.

(17) **5 WATT AMPLIFIER**
6-Transistor Push-pull. 3 ohms. 6mV into 1K. 12/18V supply, 2 1/2 X 2 1/2 in.
BUILT AND TESTED 69/6 P.P. (optional mains units 54/-)
1 1/2 watt version 59/6.
Matching Preamplifier, 6 inputs, treble/bass/selector/volume controls. 6-10mV o/p. 9-18V supply. 79/6, p.p. 2/-.
For use with any Transistor Amplifier

FMT41 FM TUNER. 6-transistor, 3 diode design. Com- £8.10.0 p.p. pletely built and tested
(19) **AMT31.** Med. Wave Tuner. Built ready to use. 79/6, p.p. 2/-.



(16)



(17)



(13)



(15)

HENRY'S RADIO LTD.
303 EDGWARE RD., LONDON, W.2
PADDINGTON 100819 (STD: 01-723-1008)
Open Mon. to Sat. 9-6. Thurs. 1 p.m.
Open all day Saturday

SEE BACK COVER FOR MORE ITEMS OF INTEREST

L.S.T. COMPONENTS
23 NEW ROAD, BRENTWOOD, ESSEX

ALL BRAND NEW GOODS—FULLY GUARANTEED
TRANSISTORS DIODES SPECIAL DEVICES

AC126 6/-	NKT272 3/6	OA5 4/-	Thermistors	K831W 2/-	R53 28/-
AC128 4/-	NKT273 3/6	OA10 3/-		A25 12/6	G18 15/9
ACY18 7/6	NKT274 3/6	OA47 3/-	Light cells	ORP12 9/6	ORP71 119/6
ACY20 6/6	NKT275 3/6	OA70 1/8		OCF71 equivalent	9/6
AD161 7/6	NKT676 4/4	OA79 1/8	Thyristors (SCR's)	CR8400 400 PIV 1/2 amp	15/6
AD162 7/6	NKT713 6/6	OA81 1/8		CR74 400 PIV 7 amp	27/6
AF102 18/-	NKT773 5/-	OA91 1/8		2N5528 200 PIV 3 amp	18/9
AF115 4/-	NKT774 5/-	OA95 1/8	Unijunctions	2N2160 15/-	TJS43 16/-
AF116 4/-	OC28 18/-	OA202 2/-		2N2648 14/8	D5E29 14/8
AF117 4/-	OC29 19/-	8X781 1/8	Field Effect transistors		
BC107 7/9	OC35 12/6	GJ5D 1/9		2N3819 20/6	2N3820 20/6
BC108 7/6	OC41 3/6	CG6E 1/3	Tunnel Diodes	1N3716/TD3	29/6
BCZ11 13/6	OC44 3/-	BY100 5/-			
BFY25 22/-	OC45 3/-	18100 2/8	Epoxy Planars	2N2926	
BFY26 7/-	OC72 4/8	18105 4/8	Red	Beta 55-110 4/-	
BFY61 9/6	OC73 2/9	18402 4/8	Orange	90-180 4/-	
BUY11 29/6	OC76 3/-	18404 8/-	Yellow	150-300 4/-	
GET105 4/6	OC81 2/6	18410 4/-	Green	235-470 4/-	
NKT121 8/-	OC81D 3/-	18415 9/6	Yellow-25 at 3/2 each		
NKT122 5/5	OC83 4/-	18423 14/8	Neons		
NKT123 5/3	OC123 17/8		Miniature type for "neon novelties"	1/8	
NKT124 2/5	OC170 4/-	Zeners 5%	Mains type, very smart	3/3	
NKT129 5/1	OC171 7/8	300 m.w.			
NKT141 5/-	OC200 7/8	3-3v 3/6	Bargain packs	5 OC81 10/-	
NKT142 5/1	OC202 7/8	4-3v 3/6		5 OC73 10/-	
NKT143 5/-	OC203 7/8	5-1v 3/6		4 OC83 10/-	
NKT162 5/1	OC204 7/8	6-2v 6/-		1 OC81D + 2 OC81 7/-	
NKT212 4/7	OC205 10/8	6-8v 6/-		1 OC4 + 2 OC45 8/6	
NKT216 8/6	OC309 6/-	7-9v 3/8			
NKT217 8/-	XA702 6/-	8-2v 3/8			
NKT218 4/4	ZT86 25/8	10v 3/8			
NKT221 5/-	2N385A	11v 3/6			
NKT227 6/6	2N697 15/6				
NKT228 4/4	2N706 5/-	1 watt 5%			
NKT261 3/6	2N1132 19/6	3-9v 8/8			
NKT262 3/6	2N1302 5/5				
NKT263 3/6	2N1303 5/5	8 watt 5%			
NKT264 3/6	2N1304 5/5	150w 12/8			
NKT265 8/6	2N1305 6/6	75v 12/6			
NKT271 3/6					

Postage & Packing 9d.—Callers welcome

Please note our new Telephone No. Brentwood 7904
Many other items stocked—Export enquiries welcome

YOU CAN AFFORD! AN INDIVIDUALLY MANUFACTURED

ENGRAVED FACIA PANEL

WE OFFER A COMPLETELY NEW SERVICE TO ELECTRONIC ENTHUSIASTS WHO WISH TO MAKE THEIR APPARATUS INDISTINGUISHABLE FROM THE MOST EXPENSIVE PROFESSIONALLY MADE EQUIPMENT.

FOR FREE QUOTATION AND FURTHER INFORMATION SEND S.A.E. AND WORKING DRAWING OF APERTURES AND WORDING REQUIRED TO:—

GREYMEI LTD., 34 PANGRAS RD., LONDON, N.W.1

YUKAN SELF-SPRAY SO PROFESSIONAL THE YUKAN AEROSOL WAY —
Get these AIR DRYING GREY **HAMMER** or **BLACK WRINKLE (CRACKLE)** Finishes

Yukan Aerosol spraykit contains 16 ozs. fine quality durable easy instant spray. No stove baking required. Hammers available in grey, blue, gold, bronze. Modern Eggshell Black Wrinkle (Crackle) all at 14/11 at our counter or 15/11, carriage paid, per push-button self-spray can. Also Durable, heat and water resistant Black Matt finish (12 ozs. self-spray cans only) 13/11 carriage paid.
SPECIAL OFFER: I can plus optional transferable snap-on trigger handle (value 5/-) for 18/11, carriage paid. Choice of 13 self-spray plain colours and primer (Motor car quality) also available.

Please enclose cheque or P.O. for total amount to: **YUKAN Dept. 307a Edgware Rd., London, W.2**



VALUABLE NEW HANDBOOK FREE TO AMBITIOUS ENGINEERS

Have you had your copy of "Engineering Opportunities"?

The new edition of "ENGINEERING OPPORTUNITIES" is now available—without charge—to all who are anxious for a worthwhile post in Engineering. Frank, informative and completely up to date, the new "ENGINEERING OPPORTUNITIES" should be in the hands of every person engaged in any branch of the Engineering industry, irrespective of age, experience or training.

On 'SATISFACTION OR REFUND OF FEE' terms

This remarkable book gives details of examinations and courses in every branch of Engineering, Building, etc., outlines the openings available and describes our Special Appointments Department.

WHICH OF THESE IS YOUR PET SUBJECT?

MECH. ENGINEERING
Gen. Mech. Eng.—Maintenance Eng.— Diesel Eng.— Press Tool Design— Sheet Metal Work— Welding— Eng. Pattern Making— Inspection— Draughtsmanship— Metallurgy— Production Eng.

RADIO ENGINEERING
General Radio— Radio & TV Servicing— TV Eng.— Telecommunications— Electronics— Sound Recording— Automation— Practical Radio— Radio Amateurs' Exam.

CIVIL ENGINEERING
General Civil Eng.— Municipal Eng.— Structural Eng.— Sanitary Eng.— Road Eng.— Hydraulics— Mining— Water Supply— Petrol Tech.

ELEC. ENGINEERING
General Electrical Eng.— Installations— Draughtsmanship— Illuminating Eng.— Refrigeration— Elem. Elec. Science— Elec. Supply— Mining Elec. Eng.

AUTO ENGINEERING
General Auto Eng.— Auto. Maintenance— Repair— Auto. Diesel Maintenance— Auto. Electrical Equipment— Garage Management.

BUILDING
General Building— Heating & Ventilation— Plumbing— Architecture— Carpentry— Painting— Decorating— Specifications & Quantities— Surveying— Architectural Draughtsmanship.

WE HAVE A WIDE RANGE OF COURSES IN OTHER SUBJECTS INCLUDING CHEMICAL ENG., AERO ENG., MANAGEMENT, INSTRUMENT TECHNOLOGY, WORKS STUDY, MATHEMATICS, ETC.

Which qualification would increase your earning power?
A.M.I.Mech.E., A.M.S.E., A.M.I.C.E., A.M.I.E.R.E., B.Sc.,
A.M.I.P.E., A.M.I.M.I., A.R.I.B.A., A.I.O.B., A.M.I.Chem.E., A.R.I.C.S.,
M.R.S.H., A.M.I.E.D., A.M.I.Mun.E., CITY & GUILDS, GEN. CERT. OF
EDUCATION, ETC.

BRITISH INSTITUTE OF ENGINEERING TECHNOLOGY
316A ALDERMASTON COURT, ALDERMASTON, BERKSHIRE

THIS BOOK TELLS YOU

- ★ HOW to get a better paid, more interesting job.
- ★ HOW to qualify for rapid promotion.
- ★ HOW to put some letters after your name and become a key man . . . quickly and easily.
- ★ HOW to benefit from our free Advisory and Appointments Depts.
- ★ HOW you can take advantage of the chances you are now missing.
- ★ HOW, irrespective of your age, education or experience, YOU can succeed in any branch of Engineering.

132 PAGES OF EXPERT
CAREER - GUIDANCE

PRACTICAL EQUIPMENT

Basic Practical and Theoretical Courses for beginners in Radio, T.V., Electronics, Etc., A.M.I.E.R.E. City & Guilds Radio Amateurs' Exam. R.T.E.B. Certificate P.M.G. Certificate Practical Radio Radio & Television Servicing Practical Electronics Electronics Engineering Automation

INCLUDING TOOLS

The specialist Electronics Division of B.I.E.T. NOW offers you a real laboratory training at home with practical equipment. Ask for details.

B.I.E.T.

You are bound to benefit from reading "ENGINEERING OPPORTUNITIES", and if you are earning less than £30 a week you should send for your copy now—FREE and without obligation.



POST NOW!

TO B.I.E.T., 316A ALDERMASTON COURT, ALDERMASTON, BERKSHIRE.

3d. stamp if posted in an unsealed envelope.

Please send me a FREE copy of "ENGINEERING OPPORTUNITIES." I am interested in (state subject, exam., or career).

NAME

ADDRESS

WRITE IF YOU PREFER NOT TO CUT THIS PAGE

THE B.I.E.T. IS THE LEADING INSTITUTE OF ITS KIND IN THE WORLD



BUILD THE WORLD'S FIRST ALL TRANSISTOR PORTABLE ORGAN KIT

COMPLETE RANGE OF ORGAN PARTS IN STOCK. LET US HAVE YOUR ENQUIRIES

- ★ EASY TO BUILD WITH PRINTED CIRCUITS AND FULLY COMPREHENSIVE HANDBOOK
- ★ CIRCUITS USE 170 TRANSISTORS AND DEVICES
- ★ 10 SELECTED TONE COLOURS PLUS VIBRATO
- ★ PORTABLE TWO COLOUR CABINET WITH DETACHABLE LEGS, MUSIC STAND, SWELL PEDAL
- ★ THE ONLY COMPLETE KIT AVAILABLE IN THE WORLD
- ★ FOR GROUPS, CLUBS, HOBBYISTS, HOME ENTERTAINMENT

MAYFAIR PORTABLE ELECTRONIC ORGAN

ACCLAIMED BY EVERYONE!



Designed by L. W. ROCHE

TO BUILD YOURSELF IN EASY STAGES. ALL PARTS SOLD SEPARATELY and FULLY GUARANTEED

99 GNS.

(CARRIAGE AND PACKING 30/- EXTRA)

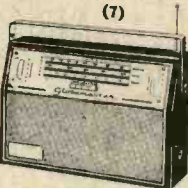
DETAILED LEAFLET FREE ON REQUEST CALL FOR DEMONSTRATION

START BUILDING FOR AS LITTLE AS £5—BUILD THE MAYFAIR A SECTION AT A TIME

- COMPLETE KIT WITH CABINET, ALL COMPONENTS AND HANDBOOK
- ALL PARTS AVAILABLE SEPARATELY
- HP AVAILABLE FOR COMPLETE KIT
- HANDBOOK SEPARATELY, 20/- post paid

TRANSISTOR CATALOGUE

Completely new 24-page 1967 edition. Hundreds of new types with details. The largest range available. Send 1/- for your copy.



WE CAN SUPPLY FROM STOCK MOST OF THE PARTS SPECIFIED ON CIRCUITS IN THIS MAGAZINE. SEND LIST FOR QUOTATION.



FM STEREO DECODER
7 Mullard Transistors. Printed Circuit Design with Stereo Indicator. For use with any valve or transistor FM. Uses pot cores to Mullard design and ger. and silicon transistors.
Complete Kit Price **£5 19 6** P.P. Leaflet on request.

TUNNEL DIODES
1mA 22/8; 5mA 15/-; 15mA 12/6. Brand new at fraction of normal price. Free specs. supplied.
(1) **REGENT-6 MW/LW** Pocket Radio to Build 6-Transistor superhet. Geared tuning, push-pull speaker output. Moulded cabinet 5 x 3 x 1 1/2 in. Phone socket. **69/6**
TOTAL COST **69/6**
TO BUILD P.P. 2/- Full tuning on both bands

SCR's (THYRISTORS)
● 1 AMP SERIES WIRE LEADS
50 PIV .. 7/6 100 PIV .. 7/6
200 PIV .. 12/6 300 PIV .. 15/-
400 PIV (280V Rms) .. 17/6
100 PIV, 3 Amp Stud Type .. 9/6
400 PIV, 7 Amp (280V Rms) Stud Type 25/-
400 PIV, 3 Amp .. 20/-

● SA100. 5 + 5 watt Stereo. 300mV input FM Tuners, PU's, etc. O/P 4 to 16 ohms. Mains optrd. **£15.15.0** P.P. 6/-

DEAC RECHARGEABLE BATTERY
YOUR LAST CHANCE FOR THIS OFFER ● 9.6 volt 226mA/Hr 20/-, p.p. 1/8
DEAC CHARGER
To charge 3.6 volt and 9.6 volt packs. Fully mains isolated in moulded case. **45/-** P.P. 2/-

HI-FI EQUIPMENT
Complete range in stock. Send list of requirements for special price quote. Hi-fi demonstration room open.

(4) **BUILD A QUALITY 2 OR 4 TRACK TAPE RECORDER**
3-speed version using new '363' decks
● TWO-TRACK. Deck £10.10.0. Martin Amplifier £14.19.6. Cabinet and speaker 7 gns. Complete kits with FREE 7in. 1200ft. tape, spare spool. Today's Value **£45** **27 gns.** P.P. 15/-
● FOUR-TRACK. Deck £13.10.0. Martin Amplifier £15.19.6. Cabinet and speaker 7 gns. Complete kits with FREE 7in. 1200ft. tape, spare spool. Today's Value **£50** **30 gns.** P.P. 15/-

TSA90. Transistor Stereo Amplifier in Case. 4 1/2 + 4 1/2 watts. 3 to 16 ohms O/p. Input 80mV Tuner and P.U.'s. Mains operated. P.P. 6/- **£9.19.6**

(5) **VHF FM TUNER TO BUILD**
87/105 Mc/s Transistor Superhet. Geared tuning. Terrific quality and sensitivity. For valve or transistor amplifiers. 4 x 3 1/2 x 2 1/2 in. Complete with dial plate, 5 Mullard Transistors (FM Decoder Kit £5.19.6, P.P. 2/-)
TOTAL COST **£6.19.6** P.P. 2/6
TO BUILD (Cabinet Assembly 20/- extra)




(6) **GARRARD DECKS—BRAND NEW FULLY GUARANTEED**

1000 mono	£5 19 6	5P25 stereo	£11 10 0	4011 less cart./arm	£27 10 0
AT5 mono	£6 9 6	5P25 Deram	£14 10 0	AT6 mono Mk. II	£8 19 6
2000 mono	£6 9 6	AT60 less cart.	£11 10 0	AT6 stereo Mk. II	£9 10 0
2000 stereo	£6 16 6	AT60 mono	£11 19 6	AT6 Deram	£11 19 6
3000 1 m stereo	£7 10 0	AT60 stereo	£12 10 0	Decadec Mk. II	£17 17 0
5P25 less cart.	£10 10 0	AT60 Deram	£15 10 0	AT6 less cart.	£17 17 0
5P25 mono	£10 19 6	LAB80 less cart.	£27 0 0	(P. & P. 5/- any type)	

All other makes of decks and cartridge in stock

(7) **GLOBEMASTER MW/LW/SW PORTABLE RADIO TO BUILD**
Full 3-waveband tuning. Pushbutton wave-change. Superhet printed circuit design. Black-chromed cabinet 11 x 7 1/2 x 3 1/2 in. (5W 17-50 metres). Ear/Record sockets. 1 watt Push/Pull output. 6 Mullard Transistors.
TOTAL COST **£7.19.6** P.P. 3/6
TO BUILD

(8) **TOURMASTER TRANSISTOR CAR RADIO**
7-Transistor MW/LW Car Radio. 12 watt operated. 3 watt output. Push-button wave-change. RF stage. Supplied built, boxed, ready to use with Speaker and Baffle. Car fixing kit and manufacturer's current guarantee. Special Bargain Offer. Buy Now! List Price 15 gns.
£9.90 P.P. 3/6



MARRIOT TAPE HEADS
1/2 Track R/RP/3 Med z, 7/8. R/RP/1 High z, 8/-
R/RP/1 High z + R/E/1 erase on block, 19/6.
1/2 Track L/RP/8/12 High z, 15/-
L/RP/8/7 Med z, 19/6. L/ES/9 erase, 12/6. Also HR-RP single track Rec/Play Med z, 8/6.

HENRY'S RADIO LTD.
303 EDGWARE RD., LONDON, W.2
PADddington 1008/9 (STD 01-723-1008)
Open Mon. to Sat. 9-6. Thurs. 1 p.m.
Open all day Saturday

1967 CATALOGUE
(available end of January)
Completely new and revised edition over 200 pages packed with components and equipment. Hundreds of new lines with data and illustrations. Complete with 5 free discount vouchers (total value 10/-) for use on purchases. The largest and most comprehensive range of items available.
PRICE 7/6, P. & P. 1/-
Hundreds of new components, more information and illustrations.

Catalogue Costs Nothing after using the vouchers

SUPPLIERS OF QUALITY COMPONENTS AND EQUIPMENT FOR MORE THAN 20 YEARS

SEE PAGE 160 FOR MORE ADVERTS