

Hobby Electronics

SONY JANUARY '82
MADE IN JAPAN

SONY 0142 0192
60p

For A Down-To-Earth Approach To Electronics

Scaling The Hi-Fi Heights
New series starts this month

Five Easy Projects To Build

- ★ Simple Timer
- ★ Ni-cad Charger
- ★ Volume Expander
- ★ Intruder Confuser
- ★ Switch-Tuned Radio



HOW TO SUCCEED IN THE ELECTRONICS BUSINESS:

Available at your
newsagent or
direct for
**60p p&p
inc**



INVEST 60p AND MAKE £2.40 net profit

Buy Ambit's new concise component catalogue and get £1 vouchers. Use them for a £1 discount per £10 spent. But even without this, you will still find WR&E offers the low prices, fast service and technical support facility second to none. Here are some examples from the current issue:

I.C. SOCKETS

A range of high quality, low cost, low profile DIL sockets ideally suited for both the OEM and hobbyist. All types feature double sided phosphor bronze contacts, tin-plated for low contact resistance.

8 x 0.3" 12p	22 x 0.3" 20p
14 x 0.3" 13p	22 x 0.4" 20p
16 x 0.3" 13p	24 x 0.6" 22p
18 x 0.3" 18p	28 x 0.6" 25p
20 x 0.3" 19p	40 x 0.6" 35p
20 x 0.4" 19p	42 x 0.6" 38p

DISCRETES

BC237 8p	BC556 12p	2SK168 35p
BC238 8p	BC560 12p	J310 69p
ZTX238 9p	BC639 22p	J176 65p
BC239 8p	BC640 23p	40823 65p
BC307 8p	2SC1775A 22p	3SK45 49p
BC308 8p	2SA872A 18p	3SK51 54p
BC309 8p	2SD666A 30p	3SK60 58p
BC413 10p	2SB646A 30p	3SK88 99p
BC414 11p	2SD668A 30p	MEM680 75p
BC415 10p	2SB648A 40p	BF960 99p
BC416 11p	BF256 38p	BF961 70p
BC546 12p	2SK55 28p	BF963 99p

XTALS

1MHz 3.00
3.2768MHz 2.00
4MHz 1.70
4.194MHz 1.70
4.43MHz 1.25
5MHz 2.00
6.5536MHz 2.00
7MHz 2.00
8MHz 2.00
9MHz 2.00
10MHz 2.00
11MHz 2.00

VOLTAGE REGULATORS

78XX1A TO-220 pos 0.58
79XX1A TO-220 neg 0.60
78G 1A TO-220 adj pos 1.10
78G 1A TO-3 adj pos 3.95
78H5A TO-3 5v pcs 4.25
78H5A TO-3 12v pos 5.45
78HG5A TO-3 adj pos 7.45
79HG5A TO-3 adj neg 7.45
LM317.5A adj pos 1.30
LM337.5A adj neg 1.75
78S401.5A adj pos sw reg 1.20

Prices shown exclude VAT. Postage 50p per order (UK). ACCESS/ BARCLAYCARD may be used with written or telephone orders - official MA details on application, and a special prize for those who read our ads carefully - a free 4 or 8MHz crystal filter with every CPU IC you buy - just clip out the paragraph and attach it to your order. E&OE.

CMOS				TTL N				74LSXX				Processors 8080 series			
4000 0.13	4077 0.18	4705 4.24	7447N 0.62	74153N 0.55	74366N 0.85	74LS109N 0.25	74LS248N 1.35	74C00 0.20	8080AFC/2 3.11						
4001 0.13	4078 0.18	4706 4.50	7448N 0.56	74154N 0.55	74367N 0.85	74LS112N 0.25	74LS249N 1.35	74C02 0.20	8212 1.70						
4002 0.13	4081 0.18	4720 4.00	7450 0.14	74155N 0.55	74368N 0.85	74LS113N 0.25	74LS251N 0.46	74C04 0.20	8214 3.50						
4007 0.15	4082 0.18	4723 0.95	7451V 0.14	74156N 0.55	74390N .85	74LS114N 0.25	74LS253N 0.46	74C08 0.20	8216 1.41						
4008 0.70	4093 0.41	4724 0.95	7453V 0.14	74157N 0.55	74393N 1.95	74LS122N 0.40	74LS257N 0.55	74C10 0.20	8224 1.85						
4008AE 0.80	4099 0.93	4725 2.24	7454W 0.14	74159N 1.90	74490N 1.35	74LS123N 0.55	74LS258N 0.39	74C14 0.55	8251 4.26						
4009 0.30	4175 0.90	40014 0.54	7460L 0.4	74160N 0.55		74LS124N 1.80	74LS259N 0.39	74C20 0.20	8255 3.97						
4010 0.30	4502 0.79	40085 0.99	7470T 0.28	74161N 0.55		74LS125N 0.29	74LS260N 0.70	74C30 0.20							
4011 0.30	4503 0.48	40098 0.54	7472M 0.27	74162N 0.55		74LS126N 0.29	74LS266N 0.24	74C32 0.20							
4011AE 0.24	4506 0.63	40106 0.69	7473T 0.28	74163N 0.55		74LS132N 0.45	74LS273N 0.90	74C42 0.80							
4011 0.15	4507 0.38	40160 0.68	7474T 0.28	74164N 0.55		74LS133N 0.30	74LS275N 3.20	74C48 1.03							
4015 0.64	4508 1.95	40161 0.69	7475A 0.35	74165N 0.55		74LS136N 0.25	74LS279N 0.35	74C73 0.50							
4016 0.30	4510 0.66	40162 0.69	7476A 0.30	74166N 0.70		74LS138N 0.34	74LS280N 2.06	74C74 0.50							
4017 0.45	4511 0.66	40163 0.69	7478N 0.26	74167N 1.25		74LS139N 0.36	74LS283N 0.44	74C76 0.48							
4019 0.38	4512 0.70	40174 0.69	7481N 0.20	74170N 1.25		74LS145N 1.20	74LS293N 1.30	74C83 0.98							
4020 0.58	4514 1.45	40192 0.69	7482N 0.75	74173N 1.10		74LS151N 0.35	74LS295N 1.50	74C86 0.98							
4021 0.68	4515 1.45	40193 0.75	7485N 0.75	74174N 0.75		74LS153N 0.35	74LS298N 1.60	74C88 0.26							
4022 0.64	4516 0.75	40194 0.69	7486N 0.75	74175N 0.75		74LS154N 0.99	74LS365N 0.35	74C89 2.68							
4023 0.15	4518 0.40	40195 0.69	7489N 1.06	74176N 0.75		74LS155N 0.38	74LS366N 0.35	74C90 0.80							
4024 0.45	4520 0.75	40195 0.69	7491N 0.55	74177N 0.75		74LS156N 0.38	74LS368N 0.35	74C93 0.98							
4025 0.15	4521 1.60		7492N 0.35	74178N 0.90		74LS157N 0.33	74LS373N 0.78	74C95 0.94							
4026 1.05	4522 0.89		7493N 0.35	74179N 1.35		74LS158N 0.33	74LS374N 0.78	74C107 0.48							
4027 0.50	4527 0.89		7494N 0.35	74180N 0.75		74LS160N 0.40	74LS377N 1.99	74C154 2.26							
4028 0.50	4528 0.78		7495N 0.60	74181N 1.22		74LS161N 0.40	74LS379N 2.15	74C157 1.52							
4029 0.75	4529 0.89		7496N 0.45	74182N 0.70		74LS162N 0.18	74LS384N 2.50	74C160 0.80							
4030 0.35	4531 0.85		7497N 1.40	74184N 1.20		74LS163N 0.40	74LS385N 4.20	74C161 0.80							
4035 0.75	4532 1.20		74100 1.10	74185N 1.40		74LS164N 0.46	74LS395N 2.20	74C162 0.80							
4040 0.68	4534 5.30		74106 0.62	74188N 3.00		74LS165N 1.20	74LS398N 0.85	74C163 0.80							
4042 0.58	4536 3.00		74107 0.62	74189N 0.55		74LS166N 0.90	74LS399N 0.68	74C164 0.80							
4043 0.65	4538 0.97		74108 0.62	74190N 0.55		74LS168N 0.85	74LS400N 1.40	74C165 0.84							
4043AE 0.93	4539 0.89		74109 0.26	74191N 0.55		74LS169N 0.85	74LS401N 0.16	74C173 0.72							
4044 0.64	4543 1.05		74109N 0.35	74192N 0.55		74LS170N 1.40	74LS402N 0.33	74C174 0.72							
4046 0.69	4549 3.50		74110N 0.54	74193N 0.55		74LS171N 1.40	74LS403N 0.61	74C175 0.72							
4047 0.69	4553 3.20		74111N 0.68	74194N 0.55		74LS172N 0.70	74LS404N 0.55	74C192 0.80							
4049 0.30	4554 1.30		74112N 1.70	74195N 0.55		74LS174N 0.55	74LS405N 1.99	74C193 0.80							
4050 0.30	4555 0.48		74116N 1.98	74196N 0.55		74LS175N 0.55	74LS406N 2.75	74C195 0.80							
4051 0.65	4556 0.53		74117N 1.98	74197N 0.55		74LS181N 1.20	74LS407N 2.30	74C199 0.80							
4052 0.65	4557 2.30		74118N 0.85	74198N 1.00		74LS183N 1.75	74LS408N 1.40	74C200 4.52							
4053 0.65	4558 0.89		74119N 1.20	74199N 0.85		74LS184N 1.75	74LS409N 1.99	74C221 1.06							
4054 1.30	4559 3.80		74120N 0.95	74200N 1.00		74LS185N 1.28	74LS414N 1.10	74C222 1.06							
4055 1.30	4560 1.75		74121N 1.34	74211N 1.00		74LS187N 1.50	74LS417N 1.05	74C231 0.38							
4056 1.30	4561 2.18		74122N .34	74212N 1.50		74LS188N 1.25	74LS419N 1.05	74C232 0.38							
4059 5.75	4562 0.89		74123N .40	74213N 1.51		74LS189N 1.25	74LS420N 1.05	74C233 0.38							
4060 0.88	4563 3.80		74126N C.40	74214N 1.51		74LS191N 0.56	74LS421N 1.05	74C234 0.38							
4063 1.15	4564 1.45		74128N C.65	74215N 1.51		74LS192N 0.56	74LS422N 1.05	74C235 0.38							
4066 0.34	4565 1.50		74129N C.50	74216N 1.51		74LS193N 0.56	74LS423N 1.05	74C236 0.38							
4067 4.30	4566 3.80		74132N C.50	74217N 1.51		74LS194N 0.56	74LS424N 1.05	74C237 0.38							
4068 0.18	4567 1.45		74136N 0.65	74218N 1.51		74LS195N 0.56	74LS425N 1.05	74C238 0.38							
4069AE 0.18	4568 1.45		74141N 0.45	74219N 1.51		74LS196N 0.56	74LS426N 1.05	74C239 0.38							
4070 0.18	4569 5.75		74142N 1.85	74220N 1.51		74LS197N 0.56	74LS427N 1.05	74C240 0.38							
4071 0.18	4570 3.30		74143N 2.50	74221N 1.51		74LS198N 0.56	74LS428N 1.05	74C241 0.38							
4072 0.18	4571 1.95		74144N 2.50	74222N 1.51		74LS199N 0.56	74LS429N 1.05	74C242 0.38							
4073 0.18	4572 3.25		74145N 0.75	74223N 1.51		74LS200N 3.45	74LS430N 1.05	74C243 0.38							
4075 0.18	4573 4.48		74147N 1.30	74224N 1.51		74LS201N 3.45	74LS431N 1.05	74C244 0.38							
4076 0.60	4704 4.24		74148N 1.30	74225N 1.51		74LS202N 3.45	74LS432N 1.05	74C245 0.38							
			74150N 0.99	74226N 1.51		74LS203N 3.45	74LS433N 1.05	74C246 0.38							
			74151N 0.55	74227N 1.51		74LS204N 0.60	74LS434N 1.05	74C247 0.38							
				74228N 1.51		74LS205N 0.60	74LS435N 1.05	74C248 0.38							
				74229N 1.51		74LS206N 0.60	74LS436N 1.05	74C249 0.38							
				74230N 1.51		74LS207N 0.60	74LS437N 1.05	74C250 0.38							
				74231N 1.51		74LS208N 0.60	74LS438N 1.05	74C251 0.38							
				74232N 1.51		74LS209N 0.60	74LS439N 1.05	74C252 0.38							
				74233N 1.51		74LS210N 0.60	74LS440N 1.05	74C253 0.38							
				74234N 1.51		74LS211N 0.60	74LS441N 1.05	74C254 0.38							
				74235N 1.51		74LS212N 0.60	74LS442N 1.05	74C255 0.38							
				74236N 1.51		74LS213N 0.60	74LS443N 1.05	74C256 0.38							
				74237N 1.51		74LS214N 0.60	74LS444N 1.05	74C257 0.38							
				74238N 1.51		74LS215N 0.60	74LS445N 1.05	74C258 0.38							
				74239N 1.51		74LS216N 0.60	74LS446N 1.05	74C259 0.38							
				74240N 1.51		74LS217N 0.60	74LS447N 1.05	74C260 0.38							
				74241N 1.51		74LS218N 0.60	74LS448N 1.05	74C261 0.38							
				74242N 1.51		74LS219N 0.60	74LS449N 1.05	74C262 0.38							
				74243N 1.51		74LS220N 0.60	74LS450N 1.05	74C263 0.38							
				74244N 1.51		7									

Hobby Electronics

JANUARY 1982

Vol 4 No 1

PROJECTS

- ★ **SWITCH-TUNED RADIO**
Switch on to your favourite programmes 16
- ★ **QUICK PROJECT**
Simple Timer 25
- ★ **INTELLIGENT NICAD CHARGER**
Give your NiCad batteries a kick 26
- ★ **INTRUDER CONFUSER**
Small things confuse small minds 38
- ★ **VOLUME EXPANDER**
Cassette sound booster 54

FEATURES

- ★ **SCALING THE HIFI HEIGHTS**
A simple introduction to a complicated subject 10
- INTO ELECTRONIC COMPONENTS**
Part 6 introduces the Outlaws 42
- FAMOUS NAMES**
Who's Alexander Zworykin? Find out on page 53
- CAR ELECTRONICS**
The final part of our vision of things to come 60


SPECIALS

- INDEX TO 1980**
The collected contents of HE, 1980 issues 32
- 1982 READER SURVEY**
Tell us about yourself, and what you think of us 33

REGULARS

- Monitor 6
- Your Letters 22
- Clever Dick 48
- HE Next Month 52
- Bookshelf 58
- PCB Service 64
- Classified Ads 65
- Index to Advertisers 65

Editor: Ron Keeley
 Editorial Assistant: Tina Boylan
 Senior Art Editor: Andrew Sawyer
 Layout: Enzo Grandi
 Advertisement Manager: Esme Dansiger
 Managing Editor: Ron Harris BSc
 Managing Director: T. J. Connell



Hobby Electronics is normally published on the second Friday of the month prior to the cover date.
 Hobby Electronics, 145 Charing Cross Road, London WC2H 0EE, 01 437 1002. Telex No 8811896. Published by Argus Specialist Publications Ltd. Distributed by Argus Press Sales & Distribution Ltd, 12-18 Paul St, London EC2A 4JS. Printed by QB Ltd, Colchester. Covers printed by Atabaster Passmore.
 Copyright: All material in this publication is subject to world-wide copyright protection. Permission to reproduce printed circuit board patterns commercially or marketing of kits of the projects must be sought from the Publisher. All reasonable care is taken in the preparation of the magazine to ensure accuracy but Argus Specialist Publications Ltd, cannot be held responsible for it legally. © Copyright 1981 Argus Specialist Publications Ltd  Member of Audit Bureau of Circulation.

THE PROJECT KITS

Make us your No. 1 SUPPLIER OF KITS and COMPONENTS for H.E. Projects. We supply carefully selected sets of parts to enable you to construct H.E. projects. Kits include ALL the electronics and hardware needed. Printed circuit boards (fully etched, drilled and roller tinned) or Veroboard are, of course, included as specified in the original article, we even include nuts, screws and I.C. sockets. PRICES INCLUDE CASES unless otherwise stated. BATTERIES ARE NOT INCLUDED. COMPONENT SHEET INCLUDED. If you do not have the issue of H.E. which includes the project — you will need to order the instruction reprint at an extra 45p each.

Reprints available separately 45p each + p. & p. 40p.

D.I.L. MINIATURE ON-OFF SWITCHES Gold-plated contacts Sailed base ideal for programming 6 position at less than half manufacturer's price ONLY 75p Will fit into 14-pin di socket. Tan at 85p ea. per 100 55p ea.	HONEYWELL PROXIMITY DETECTOR integral amplifier, 9v D.C. £3.98 ea. PHOTO CONDUCTIVE CELL £1.25. High-power CdS cell, 600mW, for control circuits Resistance 800 ohm to 4K Max. volts 240. Size 1/2 x 1/2 in. RIBBON MICROPHONE with pre-amp on chassis £1.75	MULLARD MODULES LP1171 AM, FM IF Strip (Front end) Pair £3.75 Complete with Data LP1180 Med & Long Tuner) £5.00 £2.50 CRYSTALS COLOUR TV 4432619 mc/s £1.25 Miniature type sealed	ULTRA SONIC TRANSDUCERS 40K/C/S. Complete on 18pin. Screened cable. £1.75 each, pairs £2.98 ULTRA SONIC TRANSMITTER Complete unit (uncased) requires 15V, £3.25 FOSTER DYNAMIC MICROPHONES 200 ohm impedance. Moving coil. Complete on chassis £1.75 pair
U.N.F. MODULATORS Latest type, adjustable dial for computers with data circuit Size 3/4 x 1 1/2 inch Only £3.50 In screened case	LM380 Amplifier 85p LM318N Hi-Slew Op. Amp £1.50 LM323K 5v 3-amp. reg. £3.00 LM310N Volt. Follower £1.20 Amp £1.00 LM311H High Perf. Volt. Comparator £1.00 LM384N 5-watt Amp £1.20 LM339N, Dual Com. 60p 7905 Reg. 75p	REPLICATOR FROM QUALITY PANS "Whisper Model" by Roton Low power consumption (less than 10 watts) Silent running 115v (two in series for 230v 50/60Hz) Size 4 1/2 x 4 1/2 x 1 1/2 Only £8.50 inc. VAT BRAND NEW 50% less than manufacturer's price	CHIPS 2102 450 n/s £1.00 2114 300 n/s £1.75 4116 200 n/s £1.50 2732 450 n/s £7.50
MINIATURE ECG indicator meter with 40mm/100mm scale 3 1/2" x 1 1/2" F.S.D. 100 microamp Size 1 1/2 x 1 1/2 x 1/2 deep Only £1.85	STEREO CASSETTE TAPE HEADS. Quality replacement for most recorders with mounting plate Record/Replay £2.00 MARRIOTT TAPE HEADS Quarter track Type XPS18 Record/Replay (each) £2.00 XRP536 Record/Replay (each) £3.00 XES11 Erase (each) £1.00	HEWLETT-PACKARD DISPLAYS 5082-7050 HIGH EFFICIENCY AND VERY BRIGHT Only £1.00 each Set of 6 for £5 Half-inch red common cathode will replace DL707, 14-pin D/I	EX-MOTOROLA 5+5-WATT CAR STEREO AMPLIFIERS Complete and tested units Medium and Long Wave Supplied as two built units (5 x 2 x 2 in.) with circuit and data. Only £5 pair. Includes pre-amp
MONSANTO Half-inch - 1 Display High Intensity £1 each set of 4 £3.50 Common anode 14 Pin D/I Package	RECHARGEABLE BATTERIES VARTA 36 volts DEAC. £7.50 M/AH 225 £1.50 DRYFIT 6-volt 4.5 amp £2.00 XTAL FILTER 10.7mc/s, 12.5DB separation, 1/2x1/4x1/4 inch £7.00 100K/C/S + 1 meg 3-pin £2.00	"CHERRY" ADD-ON KEYPAD LIST PRICE £22.00 OUR PRICE ONLY £7.50 INC. VAT A compact 12-button keypad suitable for use with Cherry Keyboard to extend its functions plus four extra keys. Supplied brand new with data. A 3 x 4 non-encoded single mode keyboard	RECHARGEABLE BATTERIES VARTA 36 volts DEAC. £7.50 M/AH 225 £1.50 DRYFIT 6-volt 4.5 amp £2.00 XTAL FILTER 10.7mc/s, 12.5DB separation, 1/2x1/4x1/4 inch £7.00 100K/C/S + 1 meg 3-pin £2.00
MINIATURE M.P.C. POTENTIOMETERS Model M42. High quality, 5% tolerance, 2-watt with tin spindles. All values, 47 ohms-47k only 60p each per 10. 50p each per 100. 40p each	RELAY (General-purpose Type) 4V2-6v single pole changeover 200 ohms (open type) 1 x 1 x 1 inch. 40p	QUANTITY DISCOUNTS on ALL items (unless stated), 15% per 10, 20% per 50, 25% per 100. All items BRAND NEW (unless otherwise stated). DELIVERY from stock — Add Post 35p per order. 1	EXPORT enquiries invited. TELEX 262284 Sonics Mono 1400

Henry's

01-723 1008/9

404 EDGWARE ROAD, LONDON W2 1ED

ELECTRONIC IGNITION SAVES PETROL

More and more new cars use electronic ignition to give the best performance and economy. Bring YOUR CAR up to top specification by fitting the latest TOTAL ENERGY DISCHARGE electronic system.

TOTAL ENERGY DISCHARGE gives all the advantages of the best capacitive discharge ignitions.

- ★ **Peak Performance**—higher output voltage.
- ★ **Improved Economy**—consistent high ignition performance.
- ★ **Better Starting**—full spark power even with low battery.
- ★ **Accurate Timing**—prevents contact wear without 'contactless' errors
- ★ **Smooth Performance**—immune to contact bounce effects.

PLUS

SUPER HIGH POWER SPARK—3½ times the energy of ordinary C.D. systems.

OPTIMUM SPARK DURATION—to get the very best performance and economy with today's lean carburettor settings

DESIGNED IN RELIABILITY—with the 'ultimate insurance' of a changeover switch to revert instantly to standard ignition

TECHNICAL DETAILS

HIGH EFFICIENCY INVERTER. A high-power, high efficiency, regulated inverter provides a 400-volt energy source—powerful enough to store twice the energy of other designs and regulated to provide full output even with the battery down to 4 volts.

SUPERB DISCHARGE CIRCUIT. A brand new technique prevents energy being reflected back to the storage capacitor, giving 3½ times the spark energy and 3 times the spark duration of ordinary C.D. systems, generating a spark powerful enough to cause rapid ignition of even the weakest fuel mixtures without the ignition delay associated with lower power 'long burn' inductive systems. In addition this circuit maintains the correct output polarity, thereby preventing unnecessary stress on the H.T. system.

SOPHISTICATED TRIGGER CIRCUIT. This circuit removes all unwanted signals caused by contact volt drop, contact shuffler, contact bounce, and external transients which, in many designs, can cause timing errors or damaging un-timed sparks. Only at the correct and precise contact opening is a spark produced. Contact wear is almost eliminated by reducing the contact breaker current to a low level — just sufficient to keep the contacts clean.

IN MONEY-SAVING KIT FORM at £14.85

Also **MOTORCYCLE TWIN OUTPUT KIT at £22.94**

Plus £1 UK P&P

All you need is a small soldering iron and a few basic tools — everything else is supplied with easy-to-follow instructions.

FITS ALL 6/12-volt NEGATIVE EARTH VEHICLES
ELECTRONIC DESIGN

Magnus Road, Wilnecote, Tamworth B77 5BY
 Phone: (0827) 281000



MEMORY BANK SYNTHESIZER

Miniature synthesizer featuring vibrato, envelope, tempo, volume + pitch controls. Uses 24 push button switches in a keyboard style layout. Based on a custom designed L.C. The accessible memory stores a 32 beat length sequence of notes + spaces. Can be played 'live'. Fitted with an internal speaker. Jack socket allows the use of an external amplifier if wished.

Memory Bank Synthesizer £26.61

TRAIN SET ACCESSORIES MODEL RAILWAY SPEED CONTROLLER

From E.E. Sept. Features fully variable speed control — from zero to full speed. Forward/reverse switch. Auto start and stop for realism. Brake and speed boost. Emergency stop. Use with the simple controller supplied with most train sets. Housed in an attractive 2 tone sloping front case. Built on a printed circuit board. All parts included. Kt £13.44. Reprint/instructions extra 45p.

TRAIN SOUNDS — from H.E.

STEAM LOCO WHISTLE Mar 81 £12.26 inc case
 TWO TONE TRAIN HORN Feb 81 £5.24 less case
 CHUFFER Jan 81 £7.64 less case

All 3 can be built into the whistle project case — or built as separate units.
BOOK — MODEL RAILWAY PROJECTS

by Penfold £1.95. Published Sept. 1981.

IDEAL SOLDERING EQUIPMENT FOR ELECTRONICS

ANTEX X5 SOLDERING IRON 25W £5 48
 SOLDERING IRON STAND £2 40
 SPARE BITS. Small standard, large. 65p each. For X5 + X25.
 SOLDER. Handy size 99p.
 HOW TO SOLDER LEAFLET 12p

DESOLDER BRAID 69p
 HEAT SINK TWEEZERS 29p
 DESOLDER PUMP £6 48
 SOLDER CARTON £1 84
 LOW COST CUTTERS £1 69
 LOW COST LONG NOSE PLIERS £1 68
 WIRE STRIPPERS & CUTTERS £2 69

I.C.s TOOLS CASES
TRANSISTORS RESISTORS
CAPACITORS HARDWARE KITS

MAGENTA ELECTRONICS LTD.

C106D	58p	2N5457	58p	BFY51	24p	LM3917N	£2.27
TIC48	48p	2N5444	65p	BFY52	23p	LM3900W	85p
OA47	11p	40673	98p	BFY88	32p	LM3909N	79p
OA90	9p	AC118	29p	BRV39	48p	LM3911N	£1.55
OA202	16p	AC141	39p	MPSA65	39p	LM3914N	£2.89
W005	33p	AC142	39p	RPY58A	£1.18	LM3915N	£2.98
W06	47p	AC178	37p	TIP31A	52p	MC3340	£2.15
Z5J	£2.92	BC182	11p	TIP32A	83p	CA3130T	£1.12
IN4001	5p	BC182L	11p	TIP33A	94p	CA3140E	57p
IN4005	6p	BC183	11p	TIP34A	99p	MA1388	£2.95
IN4148	5p	BC124	11p	TIP121	£1.12	ICL7611	£1.04
IN5404	18p	BC184L	11p	TIP2855	69p	ICL8039CC	£3.02
IN5408	19p	BC212	11p	TIP3095	89p	ICM7555	£1.19
BF244	87p	BC212L	11p	TIS43	38p	LP381	58p
MPP102	69p	BC213	11p	TPSA13	35p	LF353	96p
TIS88A	57p	BC214	11p	SN3053	25p	LF356	99p
VN67AF	£1.21	BC214L	11p	2N3055	59p	LM301AN	39p
2N3819	23p	BD131	48p	2N3702	11p	LM309K	£2.99
2N3820	78p	BFY50	25p	2N3704	11p	LM317K	£3.56
						LM317T	£2.55
						LM324N	79p
						LM380N	99p
						LM381N	£1.98
						LM382N	£1.82
						LM386N	£1.04
						LM387N	£1.39
						LM389N	£1.29
						LM1830	£2.32

1W CARBON FILM RESISTORS
EJ2 SERIES, 1R-10M 1/4p each
MIN. HORIZ. PRESETS, 100R-4M7, 1/2p each
MIDGET POTS, LINEAR, 470R-4M7 37p each
LOG, 4K7-2M3 38p each
SWITCHED POTS, 4K7-1M, LIN, 75p, LOG 76p

POLYESTER (C282) CAPACITORS, 250V
10nF, 15nF, 22nF, 33nF, 47nF 7p each, 68nF, 100nF 8p, 150nF, 220nF 12p, 330nF 15p, 470nF 20p, 680nF 28p, 1µF 33p, 1.5µF 49p, 2µF 65p

SUB MINIATURE PLATE CERAMICS, 63V
Values in pF: 2.2; 3.3; 4.7; 5.6; 6.8; 8.2; 10; 15; 22; 33; 47 & 56pF 7p each, 68pF, 100pF 7p each, 150pF, 220pF, 330pF 11p each, 390pF, 470pF, 1000pF 5p each, 2200pF 6p each, 3300pF, 4700pF 7p each, 10nF 13p, 100nF 22p, 47nF 14p.

ELECTROLYTIC CAPACITORS
AXIAL Leads: 1µF/16V 11p; 1µF/63V, 1µF/100V 12p; 2µF/63V, 3µF/63V, 4µF/63V 12p; 10µF/16V 11p; 10µF/25V, 10µF/63V 12p; 22µF/10V, 22µF/25V 12p; 22µF/63V 15p; 33µF/40V, 47µF/25V 12p; 47µF/40V 15p; 47µF/63V 18p; 100µF/16V 12p; 100µF/25V 15p; 100µF/40V 18p; 100µF/63V 23p; 220µF/10V 15p; 220µF/25V 19p; 470µF/16V 23p; 470µF/25V 36p; 470µF/40V 55p; 680µF/16V 32p; 1000µF/10V 30p; 1000µF/16V 33p; 1000µF/25V 48p; 1000µF/40V 58p; 1000µF/63V 79p; 2200µF/10V 39p; 2200µF/25V 64p; 2200µF/63V £1.10.

SWITCHES
MIN. TOGGLE spst 59p; spdt 69p; dpdt 79p.
MIN. PUSH ON, 18p. PUSH OFF, 22p.
FOOTSWITCH & ALT. ACTION spco £1.39;
dpco £1.88.
ROTARY SWITCHES. 1p 12 way, 2p 6w, 3p 4w, 4p 3w, 6p each
12V 185R DPCC RELAY £2.98

SPEAKERS. Miniature, 8 ohm 87p
64-75 ohm 89p
CRYSTAL EARPIECE 65p
MONO HEADPHONES £2.96
TELEPHONE PICK-UP COIL 72p

PPJ CLIPS 10p
PANEL METERS. 60 x 45mm, 50µA, 100µA, 1mA, 1A, 25V £4.99 each
VEROBOARD 0.1" COPPER. 10 strips, 24 holes £1.20 per 5
24S 37H, 78p. 24S 50H, 89p. 36S 37H, 89p. 36S 50H, 99p.
TERMINAL PINS 48p/100
PIN INSERTION TOOL £1.89 **SPOT FACE CUTTER** £1.23

PCB ETCHING KIT £4.98
PLASTIC TWEEZERS 69p
VEROBOARD £6.20
BIMBOARD 1 £8.48
S-DEC £3.98
VEROBLOC £3.98

MULTIMETER TYPE 1. 1,000 opv with probes £6.86
MULTIMETER TYPE 2. 20,000 opv with transistor tester £14.75
CROCC CLIP TEST LEAD SET. 10 leads with 20 clips 99p
CONNECTING WIRE PACK. 5 5yd coils 65p
RESISTOR COLOUR CODE CALCULATOR 21p
AM-FM aircraft band portable radio £7.48 3 station
2 station dual intercom
Plug-in power supply, 4.5V, 6V, 9V, 300mW
Dimmer switch
PVC tape - 3 reels 34p

OPTO
SPX25 £2.24
2N5777 60p
ORP12 99p
TIL32 81p
TIL78 74p
LEDS WITH CLIPS
3mm, Red 15p, Green 18p, Yellow 29p
5mm, Red 16p, Green 28p, Yellow 29p
FLASHING LED 78p
RECTANGULAR, Red 58p
MAINS PANEL, Neon 32p

ZENER DIODES, 400mW
BZ988, Range 2V7 to 33V, 12p each.

I.C. SOCKETS
8 pin... 16p 18 pin... 22p
14 pin... 17p 24 pin... 48p
16 pin... 18p 28 pin... 45p

JACKSON
300pF dilecon £2.36
500pF dilecon £2.92
C804 Ver. Capac., 10pF £2.28,
25pF £2.46, 50pF £2.48, 100pF £2.83, 150pF £3.48,
'01' 365pF £3.48, '02' 365pF, £4.49
'02' 205 + 170pF £3.98.

MIN. BUZZERS, 6V, 50p, 9V, £1.10, 12V, 65p.
MAGNETIC EARPIECE 15p
STEREO HEADPHONES £4.35
F.M. AERIAL 49p

DRUM SYNTHESIZER
From ETI April 81 this superb instrument has two independent percussion channels - each with pitch, noise, decay and level controls. The synthesiser contains a versatile in-built sequencer which enables different beat sequences to be programmed using 8 way DIL switches. Beats from either channel may be individually programmed, or combined in any manner. Once programmed the sequence can be played automatically or manually as required. Manual and automatic operation are possible together so that the unit can be played manually with an occasional few bars of automatically sequenced rhythm. A very versatile instrument. Drum Synthesiser Kit less case £39.98, with case £53.56.

GUITAR NOTE EXPANDER
From ETI April 81. Not just another Fuzz/Sustain Unit. This versatile project can produce overload effects which closely approach the sound of an overdriven valve amp.
Switch selection for:-
1. Overall overdrive
2. Overall compression (sustain)
3. H.F. compression for bass overdrive
4. Overall expansion for sustained overdrive
5. Mid frequency expansion
6. H.F. expansion for H.F. accentuation.
All (except overall overdrive) have variable effects control. Guitar Note Expander Kit £16.47, less case £11.26.

SOUND BENDER
From ETI Oct 81. A very effective 'Ring Modulator' sound effects unit. This design incorporates its own variable frequency oscillator with sine or triangular waveform, and a 4 quadrant multiplier circuit.
A mix control allows the modulated signal to be mixed with the straight through signal. Ideal for outer space, voice and music effects. Just connect a signal source and a power amplifier and speaker.
Sound Bender Kit £20.76, less case £15.76.

HAND CLAP SYNTHESIZER
Adds a new interesting effect to your music. 6 controls enable wide variation of the clap sound to accompany different types of music. The 'clap' may be initiated by a push button switch or any external push-to-make switch e.g. a footswitch. Alternatively triggering may be via a microphone input to the unit so that a signal from a mic placed near to a snare drum will initiate the clap.
Hand Clap Synthesiser Kit £29.98, less case £23.58.

Reprints of the Above 45p each

BOOKS . BOOKS . BOOKS

SEMICONDUCTOR DATA BOOK - Newnes £5.90
MICROPROCESSORS FOR HOBBYISTS - R. Coles £3.65
PRACTICAL ELECTRONIC PROJECT BUILDING Ainslie & Colwell £3.36
CONSTRUCTOR'S PROJECT BOOKS
ELECTRONIC GAME PROJECTS Rayer £3.36
ELECTRONIC PROJECTS FOR HOME SECURITY Bishop £3.35
ELECTRONIC PROJECTS IN AUDIO Penfold £3.36
ELECTRONIC PROJECTS IN MUSIC Find £3.36
ELECTRONIC PROJECTS IN PHOTOGRAPHY Penfold £3.36
ELECTRONIC PROJECTS IN THE CAR George £3.35
PROJECTS IN AMATEUR RADIO & SHORT WAVE LISTENING Rayer £3.35
ELECTRONIC PROJECTS IN ELECTRONICS Sinclair £3.35
ELECTRONIC PROJECTS IN HOBBIES Rayer £3.36
ELECTRONIC PROJECTS IN THE HOME Bishop £3.36
ELECTRONIC PROJECTS IN THE WORKSHOP Penfold £3.36
ELECTRONIC TEST EQUIPMENT PROJECTS Ainslie £3.35
PROJECTS IN AMATEUR RADIO & SHORT WAVE LISTENING Rayer £3.35
110 ELECTRONIC ALARM PROJECTS FOR THE HOME CONSTRUCTOR Marston £3.36
ELECTRONIC PROJECTS - PAPERMAC
COST EFFECTIVE PROJECTS AROUND THE HOME Watten £4.50
PROJECTS FOR THE CAR AND GARAGE Bishop £4.36
AUDIO CIRCUITS AND PROJECTS Bishop £5.40
TEST GEAR PROJECTS Dixon £4.35
ELECTRONIC PROJECTS FOR MODEL RAILWAYS Babard £1.96
SOLID STATE SHORTWAVE RECEIVERS FOR BEGINNERS Penfold £1.30
BEGINNERS GUIDE TO BUILDING ELECTRONIC PROJECTS Penfold £1.50
ELECTRONIC MUSIC AND CREATIVE TAPE RECORDING Berry £1.35
IC 555 PROJECTS Parr £1.80

BASIC ELECTRONICS - BOOKS 1-4
Super set of books covering theory and practice. Educational. Suit age 14 upwards. Lots of useful projects - circuits built on an S-Dec breadboard.
Sold as a set of 5 books £11.98

ADVENTURES WITH MICROELECTRONICS by Tom Duncan

An easy to follow book suitable for all ages. Ideal for beginners. No soldering. Uses a Bimboard 1 breadboard, gives clear instructions with lots of pictures. 11 projects based on integrated circuits - includes dice, two-tone doorbell, electronic organ, MW/LW radio, reaction timer, etc. Component pack includes a Bimboard 1 breadboard and all the components for the projects.
Adventures with Microelectronics £2.55. Component pack £29.64 less battery.

ADVENTURES WITH ELECTRONICS by Tom Duncan

An easy to follow book suitable for all ages. Ideal for beginners. No soldering, uses an S-Dec breadboard. Gives clear instructions with lots of pictures. 16 projects - including three radios, siren, metronome, organ, intercom, timer, etc. Helps you learn about electronic components and how circuits work. Component pack includes an S-Dec breadboard and all the components for the projects.
Adventures with Electronics £2.40. Component pack £17.98 less battery.

MAGENTA gives you FAST DELIVERY OF QUALITY COMPONENTS & KITS. All products are stock lines and are new & full specification. We give personal service & quality products to all our customers - HAVE YOU TRIED US?

LOOK! FROM NOW UNTIL END OF JANUARY A SPECIAL PURCHASE ALLOWS US TO GIVE YOU A SPECIAL CHRISTMAS OFFER. MINIMUM ORDER FROM THIS BOX (ANY MIX) £2 + P & P.

555	19p	2N3819	21p	4001	16p	SOCKETS	£3.98
556	38p	2N3055	49p	4011	16p	8 pin	10p
741	16p	IN4148	3p	4017	49p	14 pin	13p
LM380	69p	IN4001	4 1/2p	4093	42p	16 pin	14p
2N414	89p	IN4005	5p				
C106D	39p	OA90	4 1/2p				

ALL TOP QUALITY SUPER PRICES

MORE KITS AND COMPONENTS IN OUR LISTS
FREE PRICE LIST
Price list included with orders or send size (9 x 4) CONTAINS LOTS MORE KITS, PCBs & COMPONENTS

1982 ELECTRONICS CATALOGUE
Illustrations, product descriptions, circuits all included. Up-to-date price list enclosed. All products are stock lines for fast delivery. Send 70p in stamps or add 70p to order.

MORE H.E. KITS PLUS E.E. and E.T.I. PROJECT KITS IN THE PRICE LIST.

MAGENTA ELECTRONICS LTD.
HR20, 135 HUNTER ST., BURTON-ON-TRENT, STAFFS., DE14 2ST. 0283 65435. MON.-FRI. 9-5. MAIL ORDER ONLY. ADD 40p P. & P. TO ALL ORDERS. ALL PRICES INCLUDE 15% V.A.T.

OFFICIAL ORDERS WELCOME.
IRISH REPUBLIC & B.F.P.O. EUROPE: Deduct 10% from prices shown Payment must be in Sterling
ACCESS AND BARCLAYCARD (VISA) ORDERS ACCEPTED BY PHONE OR POST.
SAE ALL ENQUIRES.

MONITOR

Pic Of The Bunch

THE EDITOR'S Choice for January shows Lisa Moss, Miss World America (left) and Michele Donnelly, Miss UK (right) climbing on board the CB Bandwagon (a Rola is hardly a bandwagon I know, but...)

Also in the picture, if you look closely, is Fidelity Radio's new CB 1000 FM rig. Priced at around £69, it will be available from most High Street retailers.



Microcomputers, Of Course!

SLOUGH COLLEGE of Higher Education is currently offering a Microcomputer Workshop for those who would like to become involved with microcomputers and who are seeking hands-on experience with this type of equipment. The workshop is project-oriented, with facilities and instruction provided for groups to explore projects of their choice. Projects include use of colour graphics, Pascal with animation tools, financial planning, forecasting, electronic diary, word processing, and other electronic office applications, linking micros to main frames, designing and building a flexible interface, etc.

Although the course began in September, the program is ongoing, with new projects continuously starting. The course fee is £25 and classes are held on Thursday evenings at the College from 6.30 to 8.30 pm.

Dr. Eva Huzan, co-author, with Lionel Carter, of "Microelectronics and Microcomputers" (Teach Yourself Books), and head of the Computing Division of Slough College is supervisor to the workshop.

The Slough College laboratory includes: PET, VIC, Apple, Dynabyte and RML 380Z microcomputers plus single board systems and test equipment for interfacing and engineering applications.

Other courses commencing this month are Elementary Basic Programming, Microprocessor Basic, Further Basic Programming, and Assembler—Machine Code Programming for Microcomputers, all at £30 per course.

For further information and registration procedure contact Slough College, Wellington Street, Slough SL1 1YG (0753) 34585.

BICOR!

ONE certain way to ensure good, solid bass response from a sound system is to use a pair of folded horn speakers. Unfortunately, they're a little too large for most living rooms; only a fanatically dedicated hi-fi nut would insist on a pair of speakers measuring around 6ft by 4ft by 3ft each!

The Lowther Loudspeaker BICOR 200 system is, therefore, something quite new. After deep and original research, during which "new mathematical formulae were arrived at and fundamental physics rediscovered" they have produced a pair of compact

speakers of exceptional range and power. The system uses a single speaker unit — a Lowther PM6 — to drive a balanced double folded horn, achieving a frequency response that is flat from 40 Hz to 20,000 Hz and a transient response that is said to be ideal. This, plus power handling from 20 to 100 watts and a wide dynamic range from an enclosure measuring only 72cm high by 25cm wide by 33cm deep, make the BICOR 200 well worth checking out. You can do so at most major retailers and specialist stockists, or contact the Lowther Loudspeaker Co. Ltd, directly. Their address is P.O. Box 28, Bromley, Kent: Phone (01) 460 5225.

Experimenter's Delight


A NEW, fast and easy breadboarding system by the 3M Company will enable students, hobbyists, or even electronics engineers to convert their designs into prototype circuits in a fraction of the time it takes using conventional methods. The Scotchflex Breadboarding Kit owes its unique features to 3M developments in connector technology which eliminate the need for wire wrapping and crimping, and also reduce soldering to a minimum.

The hub of the system is a 24-contact strip which can be snapped off to any desired length, thus reducing the number of different

components in the kit and which, in turn, reduces the problem of having to anticipate the lengths required when ordering. The plug strip on the underside of the board employs 'U' elements for quick networking of components. In addition, the system's IC sockets use a unique 'S' contact which ensures reliable electrical connections even after repeated insertion and withdrawal.

Included in the basic kit are a single height Eurocard board, a selection of dual sockets, plug strips, solder strips, universal breadboard tool, insertion tool, plug strip hand tool and 25 feet of 30 AWG wire.

For details contact Ken Adams, Electronic Products Group, 3M United Kingdom, 3M House, P.O. Box 1, Bracknell, Berks RG12 1JU. Phone Bracknell (0344) 58436.



MONITOR

You Can Take it With You . . .

WHAT weighs 4.9 kg, is compact, includes a battery pack and can help you analyse your golf swing? Answer — the new VT 6500 portable video system by Hitachi, of course!

The VT 6500 is one of the lightest and most compact portables on the market. This was made possible by eliminating solenoids, introducing more efficient circuitry, manufacturing smaller direct drive capstans and cylinders and by developing a lighter, stronger chassis and circuit board.


With this new portable it is now possible to electronically edit a recorded video tape with the assurance that scene changes and overlays are clean and in sync, with no distortion or electronic 'snow'. The pulse control editing system also allows titles or new material to

be inserted. Audio edit facilities feature 'sound on sound', which enables the user to blend new sound material with the original track without necessarily replacing it.

The full-function remote unit features 13 operating modes including a visual search button which speeds up the tape (five times in either direction) for quick location of recorded items. Speed isn't everything, and a still-frame control and frame advance with variable slow motion from 1/5th normal speed to a still-frame has been incorporated, enabling precision pinpointing of scenes.

VT 6500 power consumption is low — only 5.5 watts — and the battery pack takes only one hour to recharge using either the VT TU 65 tuner/timer (see below) or AV 60 power adaptor.

The VT 6500 comes complete with remote control unit, RF cable, earphone, cassette tape, shoulder bag and battery at £677 (inc. VAT).



. . . Or Leave It At Home

HITACHI's VT 65 Tuner/Timer complements their new portable recorder. It enables 8 different programmes to be recorded over a 21-day period

and features a microcomputer memory which retains information for up to an hour in the event of a power failure or accidental unplugging. Another interesting feature is the "auto-channel lock" which prevents changing channels when in 'record' mode. The VT TU 65 is priced at £179, including VAT.

Mail Order Made Easy

SWITCHES, suppressors, filters, alarms, batteries, LEDs, connectors, indicators, accessories, transformers, displays, and a wide range of non-active components — in other words, everything your heart desires and your projects require — and much more besides, are available through Stotron Ltd, the new mail order division of the Roxburgh Electronics Group. Their new catalogue is due out early this year.

Emphasis in this operation is

on small quantities for the small user, with a guaranteed 24 hour delivery.

A distribution facility has been opened at Greenwich, SE London, with a Sussex-based centre at Stotron (Haywards Heath) Ltd. Bases in Coventry and central Scotland will be added soon, while other locations are being considered.

Full technical back-up is provided by Roxburgh's central technical division which offers service, stocking and technical information for all customers.

For a look at the goodies on offer contact Stotron Ltd, 22 Winchelsea Rd, Rye, East Sussex TN31 7BR. Phone Rye (079) 735815.

The Best Ideas . . .

YOU'LL get quite a charge from NiTech Ltd's new X-Cell Plus rechargeable batteries; in fact, you'll get at least 300 — possibly 3000 — complete charge/discharge cycles for around 1/10 of a pence a time.

The X-Cell Plus is a direct replacement for six Volt Type 996 dry cell lantern batteries. The remarkable thing is that the unit contains all the electronics needed for recharging; it simply plugs into the handiest mains supply. Recharging from car, boat or lorry batteries is also possible as the X-Cell Plus is polarity protected and cannot


be overcharged. It is virtually indestructible — leak proof, shock proof, vibration proof and weather-proof — and is guaranteed for three years. Shelf life, from any state of charge, is indefinite.

The X-Cell Plus will be available from February at a cost of £19.95. The lighter duty X-Cell Regular, designed for household use, is rechargeable from mains supplies only and will retail for £14.95.

NiTech Ltd, a small Sussex-based firm who now look set to move into the big league, tell us that they have one or two other ingeniously original products in the pipeline, too. Watch this space.



MONITOR



Hang-Ups

ONE OF THE MOST convenient ways to keep hi-fi speakers from cluttering up the living room is to hang them on the walls. The problem, until now, has been the bulky, unsightly brackets or builder's scaffolding needed to support them.

Fidelity Fastenings would like you to know that they have solved that problem.

Their Multi-angle Wall Mounting Speaker Hinges (Model FF4) look a lot better hanging on the wall than they do in print. They feature special light-weight glass-filled nylon hinges which can be tilted and swung to point the speaker anywhere in the room. Best of all, they support up to 22 kg — that's 50 lb. Each pair comes complete with everything needed to install them, and they are available from most hi-fi or record shops in your high street for around £8.99 a pair, including VAT.


Alarming New DIY Kit.

THE NEW radar-based Supa-Gard by Loadpoint Ltd., is a security system developed for use both indoors and outdoors, is reasonably-priced, easily installed, and doesn't require multitudes of experts to get it working. Used as an intruder-detector, Supa-Gard's range and sensitivity can be adjusted to detect movement in an area with a frontal range from 1ft to in excess of 35ft, and uses a very loud noise (100db SPL) to deter the uninvited guest.

The system also has a second, less aggressive nature — it can be used as a doorman, greeting guests with a welcome bath of light. Any existing lights or bells can be incorporated if desired, making it one of the most versatile kits available.

A key-operated control unit serves as the brain of the system; it includes a keypad with a unique 3-digit entry code which, when operated correctly, disarms the radar for a set period, enabling entrance into the protected area. Lights can be controlled by a timer, to illuminate an area for security and safety for a specific period of time and then turn off again. The access code can easily be set or cancelled and all units include an anti-tamper switch.

The kit can be assembled with the minimum of bother by a 'reasonably competent DIY enthusiast,' or by an electrical engineer. Even with the added cost of having it installed by a professional (£184, incl. VAT), the Supa-Gard is extremely economical. Ask Mark Sweet of Loadpoint Ltd, Chelworth Industrial Estate, Cricklade, Swindon, Wilts SN6 6HE (Phone 0793 751160) for the details.



Again & Again

IF YOU USE batteries then it could be worth your while digging into your savings to buy a set of rechargeable cells and a recharger. Although capital outlay is initially higher than the outlay for a new set of alkaline or similar cells, it should be remembered that once alkaline cells are 'flat' (not shape should they be?) they remain 'flat'. Rechargeable cells, however, are — you guessed it — rechargeable and can be used between 100 and 200 times. The overall cost is therefore much less.

Gould Battery Division an-

nounce a complete rechargeable battery system called 'Again & Again', which consists of single universal charger (ie, it will recharge any of the cells in a particular range) and a selection of cells. The user simply buys the charger and whichever cells are required. The cells are available in AA (HP7), C (HP11), D (HP2), and 9 V, (PP3) sizes, and the charger can recharge up to four cylindrical batteries or two 9 V batteries at a time. An overnight charge will restore full power to cells, and cells can be charged indefinitely without harm. Gould Battery Division, Raynham Road, Bishop's Stortford, Herts.



UOSATing The Pace

BRITAIN'S scientific and educational satellite is flying high, orbiting the earth once every 95 minutes at a height of about 340 miles and travelling at around 17,000 mph. All systems activated so far appear to be working well. Already it has detected a major magnetic storm in the upper atmosphere and signals have been received by amateur and professional ground stations all over the world. In fact anyone with a standard amateur FM receiver (covering 145.825MHz, the primary beam frequency) should be able to pick up a broadcast from the satellite during one of its three or four daily passes over the UK. The on-board speech synthesiser, based on National Semiconductor's "Digitalker", has been activated and tested. It is programmed to give orbit information, operating schedules and other information that will enable amateurs to make the best use of the satellite. Alternatively, this information is available from a phone-in bulletin service provided by the University of

Surrey on Guildford 61202.

The University, who built and now operate the satellite, have been coping with non-stop enquiries (particularly from schools) about the unit needed to decode signals from the spacecraft's TV camera so that they can be displayed on a domestic TV receiver. As yet, the TV system has not been tested and no attempt will be made to activate it until the spacecraft has settled into a fully stable attitude. This will take some time, though, as many other systems must first be brought into operational condition and tested. However, details of the TV decoder module will be released as soon as the system has been tested and it is seen to be working correctly.

Meanwhile, UOSAT is exciting enormous interest all over the world. The BBC World Service has received more letters following its broadcast about UOSAT than for any other scientific or technology item broadcast last year, while AMSAT-UK, the organisation serving amateurs who make use of satellites, has been swamped with applications for membership!

HE

WATFORD ELECTRONICS

35 CARDIFF ROAD, WATFORD, HERTS., ENGLAND
MAIL ORDER, CALLERS WELCOME. Tel. Watford 40588

ALL DEVICES BRAND NEW, FULL SPEC. AND FULLY GUARANTEED. ORDERS DESPATCHED BY RETURN OF POST. TERMS OF BUSINESS: CASH/CHEQUE/P.O.s OR BANKERS DRAFT WITH ORDER. GOVERNMENT AND EDUCATIONAL INSTITUTIONS' OFFICIAL ORDERS ACCEPTED. TRADE AND EXPORT INQUIRY WELCOME. P&P ADD 50p TO ALL ORDERS UNDER £10 NET. OVERSEAS ORDERS POSTAGE AT COST. AIR/SURFACE. ACCESS ORDERS WELCOME.

VAT

All prices exclusive of VAT. Please add 15% VAT to the total cost incl. P&P.

We stock thousands more items. It pays to visit us. We are situated behind Watford Football Ground. Nearest Underground/BR Station: Watford High Street. Open Monday to Saturday, 9 a.m. to 6 p.m.

POLYESTER CAPACITORS: Axial Lead Type

400V: 1nF, 1.5n, 2n, 3n, 4.7n, 6.8n 11p, 10n, 15n, 18n, 22n 12p; 33n, 47n, 68n 16p; 100n, 150n 20p; 220n 30p; 330n 42p; 470n 52p; 680n 60p; 1uF 68p; 2uF 82p; 4.7 85p
180V: 10nF, 12n, 100n 11p; 150n, 220n 17p; 330n, 470n 30p; 680n, 33p; 1uF 42p; 1u5 45p; 2uF 48p
1000V: 1nF 17p; 10nF 30p; 15n 40p; 22n 36p; 33n 42p; 47n 48p; 100n 50p; 470n 99p.

POLYESTER RADIAL LEAD CAPACITORS: 250V:

10nF, 15n, 22n, 27n 6p; 33n, 47n, 68n, 100n 7p; 150n, 220n 10p.
330n, 470n 13p; 680n 19p; 1uF 23p; 1u5 40p; 2uF 24p; 4u7 80p.

ELECTROLYTIC CAPACITORS:

(Values are in μ F) 500V: 10 52p; 47 78p; 250V: 100 65p; 63V: 0.47, 1.0, 1.5, 2.2, 2.5, 3.3 8p; 4.7 9p; 6.8, 10 10p; 15, 22, 33 15p; 47 12p; 100 19p; 1000 70p 50V: 47 12p; 68 20p; 220 24p; 470 32p; 2200 30p; 900V: 2200, 120p; 25V: 1.5, 6.8, 10, 22 8p; 33 9p; 47 8p; 100 11p; 150 12p; 220, 15p; 330 22p; 470 25p; 680, 1000, 34p; 2200, 50p; 3300, 76p; 4700 92p; 16V: 40, 47, 100 9p; 125, 12p; 220 13p; 470, 20p; 680 34p; 1000 27p; 1500, 31p; 2200 36p; 3300 74p; 4700 79p.
TAG-END TYPE: 70V: 470V, 245p; 64V: 3300 198p; 2200 139p; 50V: 3300 154p; 2200 110p; 40V: 4700 160p; 25V: 10,000 320p; 15,000 345p.

TANTALUM BEAD CAPACITORS

35V: 0.1uF, 0.22, 0.33, 0.47, 0.68, 1.0uF, 1.5 16p; 2.2, 3.3 18p; 4.7, 6.8 22p; 10uF 28p; 16V: 2.2, 3.3 16p; 4.7, 6.8, 10 18p; 15, 36p; 22 30p; 33, 47 40p; 100 75p; 220 88p; 10V: 15, 22, 26p; 33, 47 35p; 100 55p; 6V: 10 42p.

MILAR FILM CAPACITORS

100V: 1nF, 2, 4, 4.7n, 10 6p; 15nF, 22n, 30n, 40, 47, 7p; 56 100n, 200 9p; 470n/50V 12p.

MINIATURE TYPE TRIMMERS

2-6pF: 2.0pF, 2.25pF, 5.56pF 30p.

COMPRESSION TRIMMERS

3.40pF, 10.80pF, 20, 20.50pF 28p; 100-580pF 38p; 400-1250pF 48p.

POLYETHYLENE CAPACITORS:

100pF to 1nF 6p; 1.5nF to 10nF 10p.

SILVER MICA (Values in pF): 2, 3.3, 4.7, 6.8, 8.2, 10, 15, 18, 22, 27, 33, 39, 47, 50, 56, 68, 75, 82, 85, 100, 120, 150, 180pF 15p each; 200, 220, 250, 270, 300, 330, 360, 390, 470, 600, 800, 820 21p each; 1000, 1200, 1800, 2200 30p each; 3300, 4700pF 60p each.

CERAMIC CAPACITORS 50V: 0.5pF to 10nF 4p; 22n to 4.7n 5p; 100n 7p.

VOLTAGE REGULATORS

1A	T03	+ve	-ve
5V	7805	145p	7905 220p
12V	7812	145p	7912 220p
15V	7815	145p	
18V	7818	145p	

1A	TO220	Plastic Casing	7905 55p
5V	7805	50p	7912 55p
12V	7812	50p	7915 55p
15V	7815	50p	7918 55p
18V	7818	50p	7924 55p

100mA TO92 Plastic Casing
5V 7805 50p 7912 55p
6V 7812 30p 7912 60p
8V 7812 30p 7912 60p
12V 7812 30p 7912 60p
15V 7815 30p 7915 60p

CA3085 95p LM323K 50p TAA550 50p
LM300M 170p LM325N 240p TDA1218 75p
LM305H 140p LM326N 240p TDA1415 150p
LM309K 135p LM327 270p 78H05 50p
LM317K 350p LM723 35p 78H05 50p

JACKSONS VARIABLE CAPACITORS

Dielectric	0.2 365pF with slow motion Drive	495p
100/300pF	00 208/176	435p
500pF	00 208/176	
6:1 Ball Drive	with slow motion Drive	495p
4511/DAF	CM04 5pF: 10, 15, 20	
Dial Drive 4103	CM04 5pF: 10, 15, 20	
6:1/36:1	775p	278p
Drum 54mm	59p	278p
0.1 365pF	350p	350p
00.2 365pF	435p	350p

DEVALCO COILS

'DP VANCE TYPE RFC 5 chokes 140p
Range 1 to 5 BL, RFC 7 (19mH) 160p
RD, 11Wh, 122p 160p
6 7.8-Y.R. 110p 13, 14, 15, 17, 18, 19, 20, 21, 22, 23, 24, 25, 26, 27, 28, 29, 30, 31, 32, 33, 34, 35, 36, 37, 38, 39, 40, 41, 42, 43, 44, 45, 46, 47, 48, 49, 50, 51, 52, 53, 54, 55, 56, 57, 58, 59, 60, 61, 62, 63, 64, 65, 66, 67, 68, 69, 70, 71, 72, 73, 74, 75, 76, 77, 78, 79, 80, 81, 82, 83, 84, 85, 86, 87, 88, 89, 90, 91, 92, 93, 94, 95, 96, 97, 98, 99, 100, 101, 102, 103, 104, 105, 106, 107, 108, 109, 110, 111, 112, 113, 114, 115, 116, 117, 118, 119, 120, 121, 122, 123, 124, 125, 126, 127, 128, 129, 130, 131, 132, 133, 134, 135, 136, 137, 138, 139, 140, 141, 142, 143, 144, 145, 146, 147, 148, 149, 150, 151, 152, 153, 154, 155, 156, 157, 158, 159, 160, 161, 162, 163, 164, 165, 166, 167, 168, 169, 170, 171, 172, 173, 174, 175, 176, 177, 178, 179, 180, 181, 182, 183, 184, 185, 186, 187, 188, 189, 190, 191, 192, 193, 194, 195, 196, 197, 198, 199, 200, 201, 202, 203, 204, 205, 206, 207, 208, 209, 210, 211, 212, 213, 214, 215, 216, 217, 218, 219, 220, 221, 222, 223, 224, 225, 226, 227, 228, 229, 230, 231, 232, 233, 234, 235, 236, 237, 238, 239, 240, 241, 242, 243, 244, 245, 246, 247, 248, 249, 250, 251, 252, 253, 254, 255, 256, 257, 258, 259, 260, 261, 262, 263, 264, 265, 266, 267, 268, 269, 270, 271, 272, 273, 274, 275, 276, 277, 278, 279, 280, 281, 282, 283, 284, 285, 286, 287, 288, 289, 290, 291, 292, 293, 294, 295, 296, 297, 298, 299, 300, 301, 302, 303, 304, 305, 306, 307, 308, 309, 310, 311, 312, 313, 314, 315, 316, 317, 318, 319, 320, 321, 322, 323, 324, 325, 326, 327, 328, 329, 330, 331, 332, 333, 334, 335, 336, 337, 338, 339, 340, 341, 342, 343, 344, 345, 346, 347, 348, 349, 350, 351, 352, 353, 354, 355, 356, 357, 358, 359, 360, 361, 362, 363, 364, 365, 366, 367, 368, 369, 370, 371, 372, 373, 374, 375, 376, 377, 378, 379, 380, 381, 382, 383, 384, 385, 386, 387, 388, 389, 390, 391, 392, 393, 394, 395, 396, 397, 398, 399, 400, 401, 402, 403, 404, 405, 406, 407, 408, 409, 410, 411, 412, 413, 414, 415, 416, 417, 418, 419, 420, 421, 422, 423, 424, 425, 426, 427, 428, 429, 430, 431, 432, 433, 434, 435, 436, 437, 438, 439, 440, 441, 442, 443, 444, 445, 446, 447, 448, 449, 450, 451, 452, 453, 454, 455, 456, 457, 458, 459, 460, 461, 462, 463, 464, 465, 466, 467, 468, 469, 470, 471, 472, 473, 474, 475, 476, 477, 478, 479, 480, 481, 482, 483, 484, 485, 486, 487, 488, 489, 490, 491, 492, 493, 494, 495, 496, 497, 498, 499, 500, 501, 502, 503, 504, 505, 506, 507, 508, 509, 510, 511, 512, 513, 514, 515, 516, 517, 518, 519, 520, 521, 522, 523, 524, 525, 526, 527, 528, 529, 530, 531, 532, 533, 534, 535, 536, 537, 538, 539, 540, 541, 542, 543, 544, 545, 546, 547, 548, 549, 550, 551, 552, 553, 554, 555, 556, 557, 558, 559, 560, 561, 562, 563, 564, 565, 566, 567, 568, 569, 570, 571, 572, 573, 574, 575, 576, 577, 578, 579, 580, 581, 582, 583, 584, 585, 586, 587, 588, 589, 590, 591, 592, 593, 594, 595, 596, 597, 598, 599, 600, 601, 602, 603, 604, 605, 606, 607, 608, 609, 610, 611, 612, 613, 614, 615, 616, 617, 618, 619, 620, 621, 622, 623, 624, 625, 626, 627, 628, 629, 630, 631, 632, 633, 634, 635, 636, 637, 638, 639, 640, 641, 642, 643, 644, 645, 646, 647, 648, 649, 650, 651, 652, 653, 654, 655, 656, 657, 658, 659, 660, 661, 662, 663, 664, 665, 666, 667, 668, 669, 670, 671, 672, 673, 674, 675, 676, 677, 678, 679, 680, 681, 682, 683, 684, 685, 686, 687, 688, 689, 690, 691, 692, 693, 694, 695, 696, 697, 698, 699, 700, 701, 702, 703, 704, 705, 706, 707, 708, 709, 710, 711, 712, 713, 714, 715, 716, 717, 718, 719, 720, 721, 722, 723, 724, 725, 726, 727, 728, 729, 730, 731, 732, 733, 734, 735, 736, 737, 738, 739, 740, 741, 742, 743, 744, 745, 746, 747, 748, 749, 750, 751, 752, 753, 754, 755, 756, 757, 758, 759, 760, 761, 762, 763, 764, 765, 766, 767, 768, 769, 770, 771, 772, 773, 774, 775, 776, 777, 778, 779, 780, 781, 782, 783, 784, 785, 786, 787, 788, 789, 790, 791, 792, 793, 794, 795, 796, 797, 798, 799, 800, 801, 802, 803, 804, 805, 806, 807, 808, 809, 810, 811, 812, 813, 814, 815, 816, 817, 818, 819, 820, 821, 822, 823, 824, 825, 826, 827, 828, 829, 830, 831, 832, 833, 834, 835, 836, 837, 838, 839, 840, 841, 842, 843, 844, 845, 846, 847, 848, 849, 850, 851, 852, 853, 854, 855, 856, 857, 858, 859, 860, 861, 862, 863, 864, 865, 866, 867, 868, 869, 870, 871, 872, 873, 874, 875, 876, 877, 878, 879, 880, 881, 882, 883, 884, 885, 886, 887, 888, 889, 890, 891, 892, 893, 894, 895, 896, 897, 898, 899, 900, 901, 902, 903, 904, 905, 906, 907, 908, 909, 910, 911, 912, 913, 914, 915, 916, 917, 918, 919, 920, 921, 922, 923, 924, 925, 926, 927, 928, 929, 930, 931, 932, 933, 934, 935, 936, 937, 938, 939, 940, 941, 942, 943, 944, 945, 946, 947, 948, 949, 950, 951, 952, 953, 954, 955, 956, 957, 958, 959, 960, 961, 962, 963, 964, 965, 966, 967, 968, 969, 970, 971, 972, 973, 974, 975, 976, 977, 978, 979, 980, 981, 982, 983, 984, 985, 986, 987, 988, 989, 990, 991, 992, 993, 994, 995, 996, 997, 998, 999, 1000.

DIODES

BY126	12	12
BY127	12	12
CR033	250	250
0A9	40	40
0A47	12	12
0A70	12	12
0A79	18	18
0A85	15	15
0A90	8	8
0A91	8	8
0A95	8	8
0A200	8	8
0A202	8	8
IN914	4	4
IN916	4	4
IN4001/2	5	5
IN4003	6	6
IN4004/5	8	8
IN4006/7	7	7
IN4148	4	4
IN5401/2	16	16
IN5404	16	16
IN5406	17	17
IN5408	19	19
IS44	9	9
IS521	9	9
6A/100V	40	40
6A/400V	50	50
6A/600V	50	50
6A/800V	65	65

ZENERS

Range 2V7 to 33V 400mW
8p each
Range 3V3 to 33V 1.3W
15p each

NOISE

Diode 195p

BRIDGE RECTIFIERS

1A/50V	20	1K47	35
1A/100V	22	2N5062	32
1A/200V	28	2N4444	30
1A/600V	34		
2A/50V	35		
2A/600V	46		
2A/100V	46		
2A/200V	46		
6A/100V	83		
6A/400V	95		
6A/600V	125		
10A/200V	215		
10A/600V	350		
25A/200V	240		
25A/600V	306		
BY164	58		
VM18	60		

TRIACS

3A100V	48
3A200V	54
3A400V	56
6A/400V	80
6A/600V	88
10A/200V	118
10A/600V	135
25A/200V	120
25A/600V	132
BY164	58
VM18	60

DIAC

512 25 T280000 120

POTENTIOMETERS: Rotary Carbon

Track 0 25W Log & 0 5W Lin
500K 1K & 2K (Linear only) Single Gang
5K 2M Single Gang 29p
5K 2M Single Gang D.P. Switch 78p
5K 2M Double Gang 88p

SIDER POTENTIOMETERS

0.25W Log and linear values 60mm
5K 500K single gang 70p
10K 100K dual gang 110p
Self Stick Graduated Bezel 40p

PRESET POTENTIOMETERS

Vertical & Horizontal
0.1W 500-5M Miniature 70p
0.

SCALING the HI-FI HEIGHTS



All you ever wanted to know about Hi-Fi but didn't know how to ask.

A BUYER'S FIRST foray into a hi-fi shop, laden with cash or plastic card, can be a daunting experience. The lamps are brightly highlighting the chrome-fronted bank-breakers and a

pack of salesmen is closing in across the carpet, dorsal fins swishing lightly through the deep-pile . . .

Fear is the immediate reaction. Either the guy turns tail and runs for the cub next door, or he goes under and gets his bank balance badly damaged. If, in the process, he has obtained a system he can be happy with — fine. If not, then all too soon it will be back to the high street and off the deep-end once more.

One of the most common complaints from first-time buyers is that salesmen (and magazines) use too many technical terms, too many times per second. This leads into the 'numbers-game' where anything from 20 W to 100 W can be made to sound earth-moving and desirable.

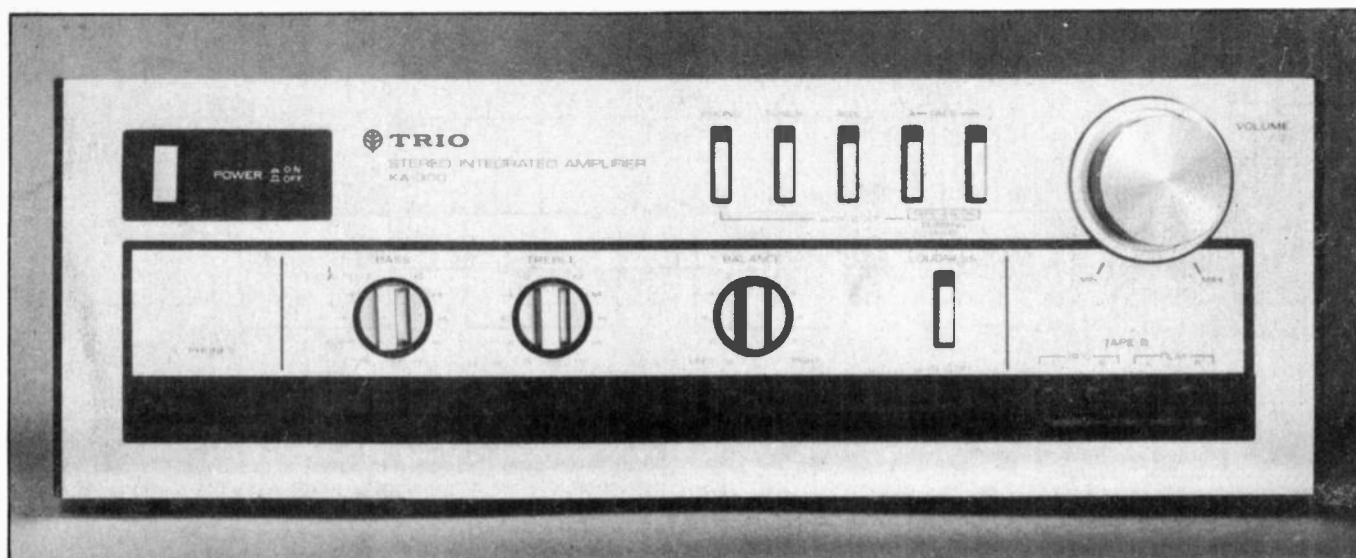


Figure 1. Low budget amplifiers, such as this KA-300, are often bare of all but the essential features. There are few extras, so choose the ones you need carefully. For example, "loudness" controls add nothing to the sound — except excessive bass.

The purpose of these articles is to remove some of the confusion that surrounds specifications quoted both in the salesroom and in printed matter, be it advertising blurb or whatever. An important part of this will be to point out which specifications are actually relevant and which are sheer bluff. In every case we will try to give some idea of the numbers which matter and how to interpret them.

The Way In

The general text of this feature is designed to offer a logical method for selecting and setting-up a hi-fi system, starting from nothing more than a wish to hear music in the home, and finishing up with how to install the system once you have it.

In addition, special sections will deal with disc players, amplifiers, tuners, tape machines and loudspeakers; discussing briefly the method of operation, the parameters which dictate performance levels — pointing out those which don't — and explaining the interpretation of these specifications in terms of sound quality. At the end of each section some suggested starting points will be given for various budget levels, beginning at £400 which is probably the lowest feasible total these days for serious sound pursuit.

These recommendations should be taken simply as that — somewhere to start. No one but *you* can decide which hi-fi is suitable for your home and only after you've been and listened to the alternatives should you decide to part with your hard-earned cash.

Listen to everything you buy *before* paying for it and be sure it is what you want. Always have the demonstration (as far as possible) set up with as much of your intended final system as can reasonably be arranged. And don't be put off by claims that "... it's too difficult". Parting company with £400+ is a serious matter, so make sure the sales staff take your request seriously, too.

Take It On Spec?

Hopefully once you've read this feature you will be confident enough to tackle the task of sorting out the valid claim from the exaggeration, or the double-talk from the helpful advice, but if you're not — ask! It is better to wade through excessive verbiage than to remain shrouded in doubt. Don't be afraid to question what you've been told and mistrust anything which can't be explained to your satisfaction. This is probably bluff!

So, once armed with an understanding of the jargon and healthy scepticism, where do we start?

Room For Improvement

First things first. Do you know the size of the room in which the hi-fi will be operated? If you don't, out with the tape measure and find out! This will give you the volume of the air which must be moved to generate your music. In turn, this will tell you the minimum amplifier power output which is necessary for your room. We'll come back to this in a moment or two.

Secondly, decide your budget figure; how much you'd like to spend, and how much you will go up to if pushed. Having set this maximum, *stick to it at all costs!* It is far too easy to be swayed in the shop with 200 W of Pink Floyd in your ears, stars in your eyes . . . and the salesman's pen in your hand. Feasting on bread and water for a month is not worth the extra 20 W per channel!

For the reason that it makes least audible difference to the final sound, I always suggest that a system buyer chooses an amplifier first. The technology of the modern amp is an order of magnitude closer to perfection than either the turntable or loudspeakers and thus differences between them, within limits, are less detectable. Hence, deciding on the amp first allows for more flexibility later on when choosing either the turntable or loudspeakers.

As a basic minimum, 25 W per channel is a safe bet. With the cost of power coming down all the time, there is no point in selecting an amp with less capacity than this, since naught is gained (save frustration) later.

To relate this to your living room, add on 10 W for every 1000 cu. ft. of volume. For example:

Room size 10 x 10 x 8 ft. = 800 cu. ft.: Power needed = 25 W
 Room size 15 x 12 x 8 ft. = 1440 cu. ft.: Power needed = 35 W
 Room size 25 x 17 x 10 ft. = 4250 cu. ft.: Power needed = 65 W

For now we'll assume these are nice, clean, honest RMS watts — the section on amplifiers will deal with power rating more fully, but for the time being we have our guideline and that will suffice.

. . . But I Know What I Like!

When listening to a piece of hi-fi in a shop or at an exhibition (or anywhere else come to that), remember that the specs and jargon don't matter a jot. If you like the sound and it fits your requirements for price, etc, then that is all that matters. Ignore the salesmen, the nice new model for £30 more, the advice from a friend, neighbour or budgie and buy it! After all, it is you who has to live with it, not the Joneses or the salesmen. Don't be swayed — following the audio fashion is an expensive diversion!

Finally, always try to arrange for the dealer to demonstrate three or four different units to you, using the same cartridge, the same music and the same loudspeakers. If he can't (or won't) do this, then remember that once any other part of the chain is altered you cannot be certain that the differences in sound you hear are due to the amplifier.

Budget Balance

At this point we have a set budget figure and a required power for the amplifier. From this it is possible to draw up a shortlist of amps which possess the facilities you need — how many tape inputs, for example? Do you *really* want LED power meters or flashing lights to tell you what the hi-fi is doing? Remember,

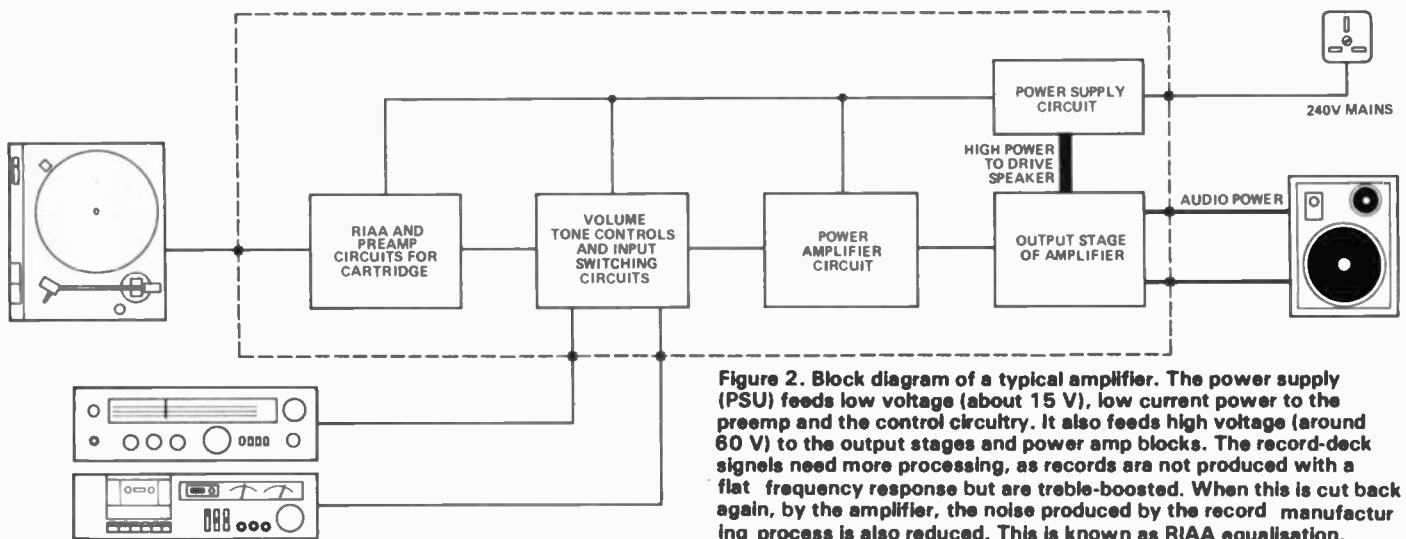


Figure 2. Block diagram of a typical amplifier. The power supply (PSU) feeds low voltage (about 15 V), low current power to the preamp and the control circuitry. It also feeds high voltage (around 60 V) to the output stages and power amp blocks. The record-deck signals need more processing, as records are not produced with a flat frequency response but are treble-boosted. When this is cut back again, by the amplifier, the noise produced by the record manufacturing process is also reduced. This is known as RIAA equalisation.

these extras all add to the basic cost without helping the sound, so be sensible and keep things as simple as possible.

Make a preliminary trip down to the hi-fi dealer and choose the unit from your shortlist of possibles, but try to spend no more than 35 percent of your total budget on the amp (you'll need the rest!). Choosing the amp first is not only logical, it is also the easiest starting point. For reasons which I hope will become clear, we'll take the record player next month. In the meantime, let's have a closer look at the amplifier — what it should do and why.

The Amplifier Considered

The basic task for an amplifier is to make use of the small signals provided by the record player, tape machine, or tuner, to control the larger voltage available from the power supply and to apply this to the loudspeaker. This is done in such a way that what the speaker 'sees' is an enlarged version of the original signal; it is then up to the speaker to reproduce this enlarged signal (hopefully) accurately.

The power amplifier can thus be considered as a sort of valve, controlled by a preamplifier. The task of a preamp is to bring all the inputs to a common level and to provide some control over them — usually in the form of volume, tone controls etc — before passing the now modified inputs to the power amp.

In doing all this the amplifier as a whole should, itself, change the original signal as little as possible (ie distortion must be low). It must respond equally to all frequencies presented to it — have

a flat frequency response — and have sufficient power available to deliver realistic levels in the living room.

Pay particular attention to the following specs when considering amplifiers, as they alone dictate the basic performance of the unit.

Power Output: There are many ways of specifying it, but few are more relevant than the old reliable RMS method. This is the power the amp can deliver continuously into a speaker, usually quoted for an eight-ohm unit — that is, most loudspeakers on the market. 'Burst' power, or peak delivery, shows you how much the power supply has in reserve to cope with crescendos in the music, or an enthusiastic drummer hitting the bass drum too hard. A peak of this sort will require anything up to 100 times the average level of power if it is to be reproduced without distortion. Look for an RMS rating at least as high as that dictated by your room size, with a peak or 'burst' power at least 1.5 times larger. Mistrust DIN, Music Power or any other weird specification of power. Always take in conjunction with . . .

Power Bandwidth: Put simply, this is the range of frequency across which an amp is capable of delivering at least half its quoted output. Normally it is given as two frequencies, ie 3 Hz — 40 kHz; This means that a 50 W unit would deliver 25 W at three cycles per second and at least that much all the way to forty thousand cycles. As the range of audible sound is approximately 20 Hz — 20 kHz, this particular unit is well specified. Beware of catches, though. Consider this:



Figure 3. At the top-end of the hi-fi tree, things are often less than simple! Compare the panel of this Carver preamp with that of the Trio KA-300 on the previous page. The S-4000 contains a circuit called a "Sonic Hologram Generator" which creates a 3-D sound effect, claimed to be more like listening in a concert hall, than listening to an amplifier.




Figure 4. These phono sockets are fairly universal nowadays and you can buy ready-made leads to connect up almost any type of equipment. But, as they are identical, be careful when 'plugging in', and NEVER do so when the power is on.

Amp. A
Output: 50 W RMS (at 1 kHz)
Bandwidth: 40 Hz — 20 kHz

Amp. B
40 W RMS from 10 Hz — 20 kHz

At first glance Amp A is more powerful, but consideration of the bandwidth shows that, at low frequencies, it runs out of power pretty quickly. At 40 Hz it is delivering only 25 W, while Amp B is still capable of 40 W — and thus better bass! The larger spec is not necessarily the most honest. Look for a bandwidth of at least 20 Hz — 20 kHz and mistrust figures of more than 50 kHz as they are not only unnecessary, they are probably detrimental.

Frequency Response: A measure of how evenly, or otherwise, an amp will respond to different frequencies. The nearer the graph is to a straight line the better. If a number is quoted, it will be of the form "10 Hz — 20 kHz \pm 3 dB". The 'dB' figure shows the amount of deviation from the straight line; plus or minus 1 dB is excellent, 2 dB mediocre and anything more is unacceptable! Look for 20 Hz — 20 kHz \pm 1 dB as an ideal. Discount any figure that doesn't give a dB limit — it's meaningless.

Signal-To-Noise Ratio: You'll find this in several places throughout the specification. What it tells you is how much hiss or hum or other unwanted noise that particular circuit will add to the signal. All circuits add *some*, but what constitutes a good figure depends on which part of the amp is under scrutiny.

Look for . . .

Disc Input: 65 dB or more

Tuner/Tape/Aux: 80 dB or more

Power Amp: 80 dB or more

Accept less if you dare, because if you play your music loud, lower figures will prove obtrusive. A figure quoted as 'weighted' means that it has been 'adjusted' to account for the noise frequencies which are most annoying. This method gives larger numbers, so check carefully. It is, however, a valid adjustment so don't necessarily mistrust it — but do be aware of it.

THD, IM and TIM: These are all forms of distortion and they tell you what percentage of the output signal is being generated by the amplifier itself. THD stands for Total Harmonic Distortion, IM for International Distortion, and TIM for Transient Intermodulation Distortion. With modern techniques, distortion figures are becoming irrelevant, as all amps these days should produce figures of less than one-hundredth of a percent. So long as the quoted figure is less than 0.1 percent, it can be regarded as sufficient and of no further value for judging how an amp will sound.

Damping Factor: The ratio of the output impedance of the amplifier against impedance of the speaker; irrelevant as long as it is more than 40. Mistrust anything less and if frequency of measurement is quoted, the lower it is the better. Practically, it is a measure of how well the amplifier can control the loudspeakers. A basic spec but, again, one which is easy for the manufacturers to get right.

Input Sensitivity: Sensitivity is the amount of signal required, at the input, to produce full power at the output. In other words, if a disc input has a sensitivity of 2 mV and the amp is rated at 80 W then with 2 mV coming in and the volume full up, 80 W of power is delivered into the speaker cable.

Record players will produce, on average, around 5 mV to 50 mV if they are standard moving-magnet types and anything from 0.5 mV down to 0.1 mV for low output moving-coil designs. Quite often an overload figure is also quoted and, if it is, it should be 100 mV or more, as this is the input level at which audible deterioration sets in and the higher this is the better! A competent design will realise a figure of 120 mV with little trouble. Look for figures somewhere near . . .

Disc: 2 mV — 3 mV
Tuner/Tape/Aux: 100 mV — 200 mV

Anything too far away will prove unsatisfactory; either you won't have enough volume or you'll have far too much, and have virtually no level control at all.

Crosstalk: A measure of how much one channel affects the other, within the amplifier. Power supplies are the major cause of problems and any amp with separate supplies for each channel has an edge on the opposition. In any case, a well designed amp should easily exceed 60 dB.

Slew-Rate and Rise-Time: This is a measure of how fast the amplifier can charge its output level in following a signal. Measured in volts per microsecond (V/ μ S) and mathematically similar to Rise Time, the time taken for the output voltage to go from 10% to 90% of its final value. Both these measurements are becoming more fashionable lately, but their importance is questionable at best. They are related to frequency response, and the faster the Rise-Time, the wider the response. If a figure is given, the higher the better; 60 V/ μ s is, for example, very good.

Class A, B, AB, etc: Or Sigma-Drive or Super-Feedforward or Clean Drive or Super-A or whatever. Ignore the lot! They *all* describe the circuit technique used in making the amplifier and are all *totally irrelevant*. If the other figures are right and the amp sounds good, then regardless of what class it is or whether it current-dumps or feeds forward, it's a good amp! Methods of operation are interesting reading but, where a first-time buyer is concerned, not relevant to his choice.

NEXT MONTH: We continue with our ascent, choosing a turntable for the system and taking an in-depth look at the specifications.

HE

**From the people who invented
the integrated circuit...**

The TI Technical Library

Texas Instruments invented the integrated circuit, the microprocessor and the microcomputer. Today, TI is the world's largest manufacturer of semiconductor devices offering the broadest range of products from a single source.

comprehensive list of high-quality technical data books available to our customers. Each one is an easy-to-use complete reference.

This capability is reflected in the

1. MOS Memory 1980 edition £3.95.
2. Bipolar Memories 1981 edition £1.00.
3. Optoelectronics 1979 European edition £4.00.
4. Optoelectronics Theory and Practice 1st edition 1976 £6.00.
5. Linear Control Circuits 1980 edition £4.00.
6. Voltage Regulators 1977 edition £4.50.
7. Bipolar Microcomputer Components 1979 edition £4.50.
8. Interface Circuits 2nd edition £7.00.
9. TTL 5th European edition 1981 £8.50.
10. TTL Supplement to 4th European edition 1981 £3.95.
11. Understanding Solid-State Electronics 3rd edition £3.95.
12. Understanding Digital Electronics 1st edition £3.95.
13. Understanding Microprocessors 1st edition £3.95.
14. Understanding Communications Systems 1st edition £3.95.
15. Understanding Calculator Math 1st edition £3.95.
16. Understanding Computer Science 1st edition £3.95.
17. Understanding Optronics 1st edition £3.95.

How to order

Simply use the coupon as follows:

1. Select titles and quantities required.
2. Calculate total order value. Add £1.50 for post and packing.
3. Send the coupon plus your cheque payable to Texas Instruments Limited, PO Box 50, Market Harborough, Leicestershire.

If the coupon has been used by someone else, simply use a piece of paper. Please allow 30 days for delivery.



**TEXAS INSTRUMENTS
LIMITED**

To: Texas Instruments Limited, PO Box 50,
Market Harborough, Leicestershire.

HE2

Please send me the following publications:

Reference No.	Quantity	Reference No.	Quantity
1	_____	10	_____
2	_____	11	_____
3	_____	12	_____
4	_____	13	_____
5	_____	14	_____
6	_____	15	_____
7	_____	16	_____
8	_____	17	_____
9	_____		

I enclose a cheque for £ _____

Name _____

Company (if any) _____

Address _____

Registered office: Texas Instruments Ltd., Manton Lane, Bedford MK41 7PA.
Registered number: 574102 England

BI-PAK BARGAINS

"IRRESISTABLE RESISTOR BARGAINS"

Pak No.	Qty*	Description	Price
SX10	400	Mixed "All Type" Resistors	£1
SX11	400	Pre-formed 1/4-watt Carbon Resistors	£1
SX12	200	1/4 watt Carbon Resistors	£1
SX13	200	1/4 watt Carbon Resistors	£1
SX14	150	1/2 watt Resistors 22 ohm-2m2 Mixed	£1
SX15	100	1 and 2 watt Resistors 22 ohm-2m2 Mixed	£1

Paks SX12-15 contain a range of Carbon Film Resistors of assorted values from 22 ohms to 2.2 meg. Save pounds on these resistor paks and have a full range to cover your projects.
*Quantities approximate, count by weight.

"CAPABLE CAPACITOR PAKS"

Pak No.	Qty*	Description	Price
SX16	250	Capacitors Mixed Types	£1
SX17	200	Ceramic Capacitors Miniature Mixed	£1
SX18	100	Mixed Ceramics 1pf-56pf	£1
SX19	100	Mixed Ceramics 68pf-0.5mf	£1
SX20	100	Assorted Polyester/Polystyrene Capacitors	£1
SX21	60	Mixed C280 type capacitors metal foil	£1
SX22	100	Electrolytics, all sorts	£1
SX23	50	Quality Electrolytics 50-1000mf	£1
SX24	20	Tantalum Beads, mixed	£1

*Quantities approximate, count by weight.

AUDIO PLUGS, SOCKETS AND ACCESSORIES

25 pieces of Audio Plugs, Sockets and Connectors to include DIN 180°-240°, Inline 3-6 Pin, Speakers, Phono, Jack, Stereo and Mono, etc. etc. Valued at well over £3 normal. Order No. SA25. Our Price £1 50 per pak. Guaranteed to save you money.

SX26 3 Pcs. of 6 pin 240° DIN Plugs and Chassis Sockets **50p**

SX27 1 x Right Angle Stereo Jack Plug 6.3mm plus matching metal chassis mounting socket **30p**

SX28 4 Phono plugs and 2 dual phono connectors **30p**

SX29 1 x 2.5mm Plug to 3.5mm Socket adaptor **20p**

SX30 1 x 3.5mm Plug to 2.5mm Socket adaptor **20p**

SX31 1 x 3.5mm Plug to Phono Socket adaptor **20p**



SX32	1 x Standard Jack Plug to Phono Socket adaptor	25p
SX33	1 x Toggle Switch SPST Miniature 125v 10A	40p
SX34	1 x Toggle Switch SPDT Miniature 125v 10A	40p
SX35	1 x Rocker Switch SPDT Miniature 240v 5A	40p
SX36	1 x Right Angle Mono Jack Plug	15p
SX37	20 pieces 1, 2 & 4mm plugs and sockets (Banana), Matching colours and sizes	£1
SX50	10 Assorted Switches Toggle, Slide, Rocker, Push button	£1
SX77	25 mixed cable clips and ties round grommets & plastic feet. Always sought by the project builder	50p

TRIACS - PLASTIC

4 AMP - 400v - TO202 - TAG 136G.			
1 OFF	10 OFF	50 OFF	100 OFF
40p	£3.75	£17.50	£30.00
8 AMP 400v - TO220 - TAG 425			
60p	£5.75	£27.50	£50.00

Everyday Electronics

Teach-in '81
Kit 1 £15.85 (Kits 1 & 2 combined price £23.00)
Kit 2 £ 8.94
All prices include VAT & postage.

SX40	250 Silicon Diodes—Switching like 1N4148 DO-35. All good—uncoded. Worth double our price. 45v 75mA	£1.25
SX41	250 Silicon Diodes—General Purpose, like OA200/202 BAX13/16 Uncoded. 30-100v 200mA DO-7	£1.25

SX44	10 SA SCR's T064 3 x 50v, 3 x 100v, 2 x 200v, 2 x 400v. Super value less than 1/4 price	£1
SX45	10 SA SCR's T066 2 x 50v, 2 x 100v, 4 x 200v, 2 x 400v All coded. Brand new, a giveaway!	£1

SEMICONDUCTORS FROM AROUND THE WORLD

100 A Collection of Transistors, Diodes, Rectifiers, Bridges, SCR's, Triacs, IC's both Logic and Linear plus Opto's all of which are current everyday usable devices **100**

Guaranteed Value over £10 at Normal Retail Price

your for only **£4.00** Data etc. in every pak. Order No. SX56



BI-PAK'S OPTO BARGAIN OF THE YEAR!

Valued at over £10—Normal Retail—we offer you a pak of 25 Opto devices to include LED's Large and Small in Red, Green, Yellow and Clear, 7 Segment Displays both Common Cathode and Common Anode PLUS bubble type displays—like DL-33, Photo Transistors—similar to OCP71 Photo Detectors—like MEL11-12. This whole pak of 25 devices will cost you just

25 £4.00 25

AND we guarantee your money back if you are not completely satisfied. FULL data etc included.
Order No. SX57.

BARGAINS

SX42	20 small 125 Red LED's	£1
SX43	10 Rectangular Green LED's 2	£1
SX46	30 Assorted Zener Diodes 250mw-2 watt mixed voltages, all coded. New	£1
SX47	4 Black Instrument knobs—winged with pointer 1/4" Standard screw. Fil size 29 x 20mm.	50p
SX49	20 Assorted Slider Knobs. Black/Chrome, etc	£1
SX80	12 Neons and Filament Lamps. Low voltage and mains — various types voltage and colours — some panel mounting	£1

MORE BARGAINS!

SX51	60 metres PVC covered Hook-up wire single and stranded. Mixed colours.	£1
SX58	25 Assorted TTL Gates 7400 Series. 7401-7460	£1
SX59	10 Assorted Flip Flops and MSI TTL	£1
SX60	20 Assorted Slider Potentiometers	£1
SX61	25 Assorted Potentiometers, Rotary, Dual, etc.	£1
SX62	40 Assorted Pre-Sets Hor/Vert etc.	£1
SX79	10 Reed Switches — glass type 3 Micro Switches — with lever	£1

STILL MORE! SLIDER POTENTIOMETERS

Plastic 40mm Travel Mono

SX63	5 x 470 Ohms Lin	SX67	5 x 47k Log
SX64	5 x 1k Lin	SX68	5 x 47k Log
SX65	5 x 22k Lin	SX69	5 x 100k Lin
SX66	5 x 22k Log	SX70	5 x 1 meg Lin

All at 50p per pak.

SX71 50 BC108 "Fallouts" Manufacturers out of spec on volt/or gam. You test. £1

SX72 A mixed bundle of Copper clad Board, Fibre glass and paper. Single and double sided. A fantastic bargain. £1

SX78 Genuine MULLARD OC71 Germanium PNP Transistors. Brand New 10 for £1

IC SOCKETS

The lowest price ever.

The more you buy the cheaper they come!

Pin.	10 off	50 off	100 off
8	75p	£3.00	£5
14	80p	£3.25	£5.50
16	80p	£3.25	£5.50

VOLTAGE REGULATORS

T0220

	Positive +	Negative -	(please state voltage required)
	7805 - 50p	7905 - 50p	
	7812 - 50p	7912 - 55p	
	7815 - 50p	7915 - 55p	
	7824 - 50p	7924 - 55p	

Other types LM340K - 5 volt - 18 volt - 24 volt. TO-3 - 40p. UA723 - 14 pin DIL - 40p.

5 watt (RMS) Audio Amp

High Quality audio amplifier Module. Ideal for use in record players, tape recorders, stereo amps and cassette players, etc. Full data and back-up diagrams with each module

Specification
● Power Output 5 watts RMS ● Load Impedance 8-16 ohms ● Frequency response 50Hz to 25 KHz—3db ● Sensitivity 70 mV for full output ● Input Impedance 50k ohms ● Size 85 x 64 x 30mm ● Total Harmonic distortion less than 5%
BI-PAK'S give away price

£2.25

You could not build one for this price.

BI-PAK'S COMPLETELY NEW CATALOGUE

Completely re-designed. Full of the type of components you require, plus some very interesting ones you will soon be using and of course, the largest range of semiconductors for the Amateur and Professional you could hope to find.

There are no wasted pages of useless information so often included in catalogues published nowadays. Just solid facts i.e. price, description and individual features of what we have available. But remember, BI-PAK'S policy has always been to sell quality components at competitive prices and THAT WE STILL DO.

BI-PAK'S COMPLETELY NEW CATALOGUE is now available to you. You will be amazed how much you can save when you shop for Electronic Components with a BI-PAK Catalogue. Have one by you all the time—it pays to buy BI-PAK.

To receive your copy send **75p** plus 25p p&p.

SX38	100 Silicon NPN Transistors—all perfect. Coded mixed types with data and eqpt sheet. No rejects. Real value.	£2.50	
SX39	100 Silicon PNP Transistors—all perfect. Coded mixed types with data and eqpt sheet. No rejects. Fantastic value.	£2.50	
2N3055	The best known Power Transistors in the World — 2N3055 NPN 115w. Our BI-PAK Special Offer Price:		
	10 off	50 off	100 off
	£3.50	£16.00	£30.00

B0312	COMPLIMENTARY PNP POWER TRANSISTORS: TO 2N3055. Equivalent MJ2955 — B0312 — T03	
	SPECIAL PRICE £0.70 each	
	10 off £6.50	

BI-PAK

Send your order to Dept HE1 BI-PAK, PO BOX 6, WARE, HERTS. (JUNCTION OF BALDWIN ST. WARE HERTS)
TELEPHONE: (0495) 3182. SAME DAY DISPATCH ACCESS.
MAIL ORDERS ALSO ACCEPTED. TEL: (0920) 3182. GIRO: 388/7006.
AND 15% VAT AND 50p PER ORDER POSTAGE AND PACKING.



Use your credit card. Ring us on Ware 3182 NOW and get your order even faster. Goods normally sent 2nd Class Mail.
Remember you must add VAT at 15% to your order.
Total Postage add 50p per Total order.



reasonable sensitivity with sufficient volume from the internal loudspeaker and can have up to six switch-selected stations. Covering the full medium waveband, it is completely self-contained with an internal ferrite rod aerial and 9V (PP3 size) battery. There is also provision for a crystal earphone and the loudspeaker is automatically muted when the earphone is inserted. The unit is very easy to construct and does not need any complicated alignment.

Construction

Cut out a small piece of Veroboard, having 44 holes by 20 strips, then drill two mounting holes for the board plus another two for the aerial. Figure 2 gives full details of the component panel, including the positions of these holes (which are 3.2 mm diameter and accept 6BA fixings.)

Next make the required breaks in the copper strips and solder the components and links into place, leaving the

semiconductors until last.

Make sure that the electrolytics and semiconductors are fitted on to the board the right way round — it is too easy to connect them incorrectly.

Complete the board by fitting and wiring the aerial. It is mounted in two special plastic clips, fixed to the board using a couple of ¼ in. 6BA bolts. Only the larger winding of the aerial coil is used, and a quick visual check will show which two tags should be connected to this coil.

We used a plastic case measuring about 150 x 100 x 50 mm for our prototype, which is about the smallest size that will comfortably accommodate the components. The case must be made of a non-metallic material in order that it does not screen the aerial and prevent any signal being picked up.

The general layout can be seen from the photographs and it is advisable to adhere fairly strictly to this. The aerial coil and loudspeaker must be kept a reasonable distance apart or stray feedback between the two could cause a loss of performance or instability. It is also a good idea to have the battery reasonably well separated from the aerial to prevent even partial screening. The layout must also permit access to the six tuning presets (R1 to R6). The wiring then needed to complete the unit is shown in Figure 2.

The receiver needs L1 positioning correctly on the ferrite rod before the tuning presets are adjusted to their final setting. This is accomplished by first turning RV1 fully clockwise and adjusting SW1 to select PR1 (SW1 fully anticlockwise).

L1 is adjusted to bring the set to the low frequency limit of the medium waveband. If a suitable RF signal generator is not available to assist with this, simply make sure that L1 is moved close enough to the end of the rod to

Parts List

RESISTORS (all ¼ W 5%)

PR1 to	
PR6	220k horizontal preset
R1	3k3
R2	560k
R3	100k
R4	3k9
R5	680R

POTENTIOMETER

RV1	10k log with switch (SW2)
-----	---------------------------

CAPACITORS

C1	15 nF polyester
C2	220 nF polyester
C3	1 uF 63 V electrolytic
C4	33 nF polyester
C5	10 uF 25 V electrolytic
C6	100 uF 10 V electrolytic
C7	100 uF 10 V electrolytic

SEMICONDUCTORS

IC1	ZN414
IC2	ULN2283B
D1	BB212
D2,3	1N4148
Q1	BC109C

MISCELLANEOUS

SW1	6 way 2 pole rotary switch
LS1	40 to 80 ohms min. speaker
JK1	3.5 mm jack socket
L1	Medium wave ferrite aerial coil type MWC2

0.1 in. Veroboard
Control knobs
Plastic case
140 x 9.5 mm F14 ferrite rod
Mounting clips for aerial
PP3 battery and connector to suit
Wire, solder, etc.

Project

permit all the desired stations to be received, without RV1 having to be rotated fully anticlockwise. Glue or tape the coil in position once a suitable position on the rod has been found.

It then only remains to adjust each preset to the appropriate station. If you do not require all six tuning positions, leave out the unnecessary pots and wiring to SW1, setting the end stop of

the switch to correspond with the number of presets in use. The set has a fairly wide bandwidth and so the tuning is reasonably easy using ordinary miniature presets. Multiturn types or high quality presets are an unnecessary expense in this application.

The unusual components in this project are the ferrite rod, plastic mounting clips for the rod, the aerial coil (L1), the BB212 varicap, and the ULN2283B audio IC, all available from Ambit International. The cost of this project, excluding the above components and the case, should be around £15.

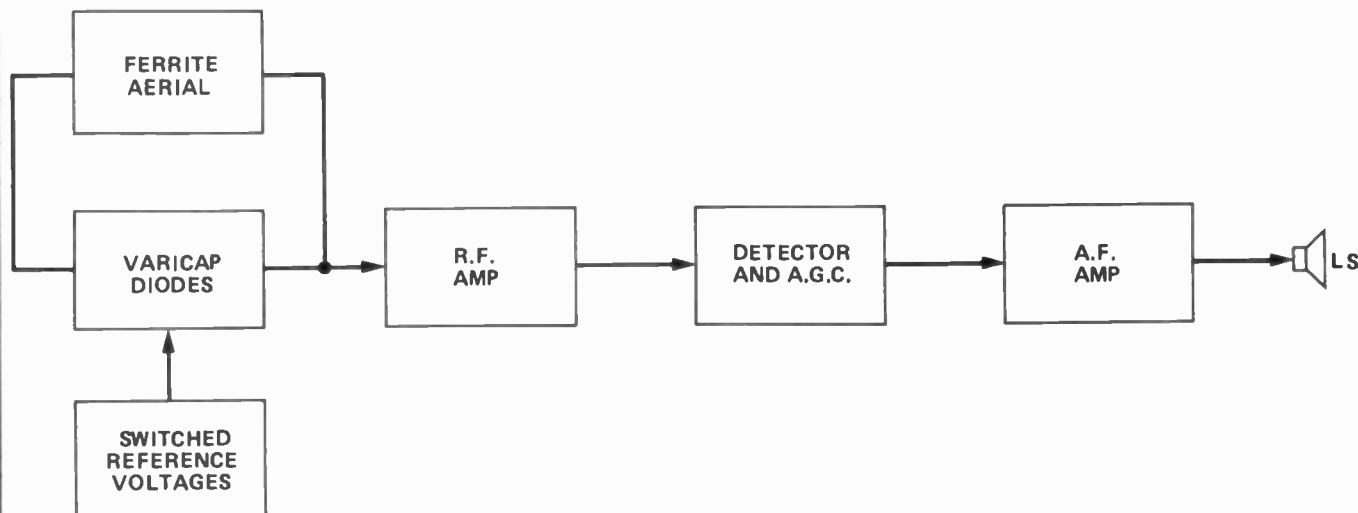
How It Works

Basically the unit is a conventional TRF (tuned radio frequency) set covering the standard medium waveband. A TRF is a very simple type of receiver, where the signal from the aerial is amplified and demodulated by a detector stage in order to recover the audio. This is amplified before being fed to a loudspeaker or earpiece.

Sets of this type cannot equal

the more sophisticated superhet type in performance but good results are nonetheless obtained. In this design the RF amplifier and detector stages are based on one IC, which has the refinement of an AGC (automatic gain control) giving a consistent volume level from stations of various strengths. The AF amplifier circuit uses a second IC to give a high quality output.

An unusual aspect of the circuit is that it uses switched tuning, accomplished with a varicap (variable capacitance) diode. This is a semiconductor component which uses a control voltage to alter the value of capacitance in the circuit. It is used in place of a conventional capacitor and is tuned by switched reference voltages to give pre-selected stations.



The Circuit

The circuit diagram of the receiver is shown in Figure 1. The heart of the unit is the ZN414 (IC1). This device contains the RF amp, AGC and detector circuitry thus requiring few discrete components. R3 is used to bias IC1 by way of L1 which is the ferrite aerial. C1 provides a signal path to earth. There are actually two coils on the aerial; the tuned winding and a smaller coupling coil. But as the ZN414 has a high input impedance, it can take the signal direct from the aerial without any impedance matching and the coupling coil is therefore unused in this circuit. R5 is the load resistor for the detector and AGC of IC1, and C2 is the RF filter capacitor. The ZN414 has no positive supply connection, receiving its positive supply via the load resistor R5. A supply voltage of about 1V3 is needed, obtained from

the main 9 V supply using a shunt stabiliser circuit (R4, D2, and D3).

C3 couples the audio output signal of IC1 to volume control RV1. The latter also biases the input of the audio amplifier IC2, a ULN2283B device with a fixed voltage gain of nominally 43 dB — enough to drive high impedance loudspeaker. C4 provides RF filtering at the input of IC2 and C5 decouples the supply to the input stages of this device. Both these components are needed to prevent the audio stages becoming unstable.

D1 is the varicap tuning diode, and is actually a dual type, the tuning component being formed by the series capacitance of the two sections. With no bias applied, the diodes exhibit a capacitance value of a few hundred picofarads which tune the set to the low frequency end of the medium waveband. With a

reverse bias of about 6V, a few tens of picofarads are produced tuning to the high frequency end of the waveband.

Intermediate voltages give intermediate reception frequencies and an appropriate voltage can tune the set to any desired frequency. Note that the anodes of D1 are biased about 0V8 above the negative supply rail by R3, but in practice this simply means that the tuning voltages are all raised by about 0V8 volts in order to compensate.

The tuning voltages must be stabilised and this is achieved by Q1. SW1 selects the six tuning potentiometers, and can then be adjusted to give a stabilised potential of between about 0V65 (with the wiper at Q1 collector) and 7V (with the wiper at the other end of the track.) The upper limit is set by the supply voltage available.




Figure 2. A view inside. Be sure to leave enough space to adjust the preset resistors (top of the circuit board).

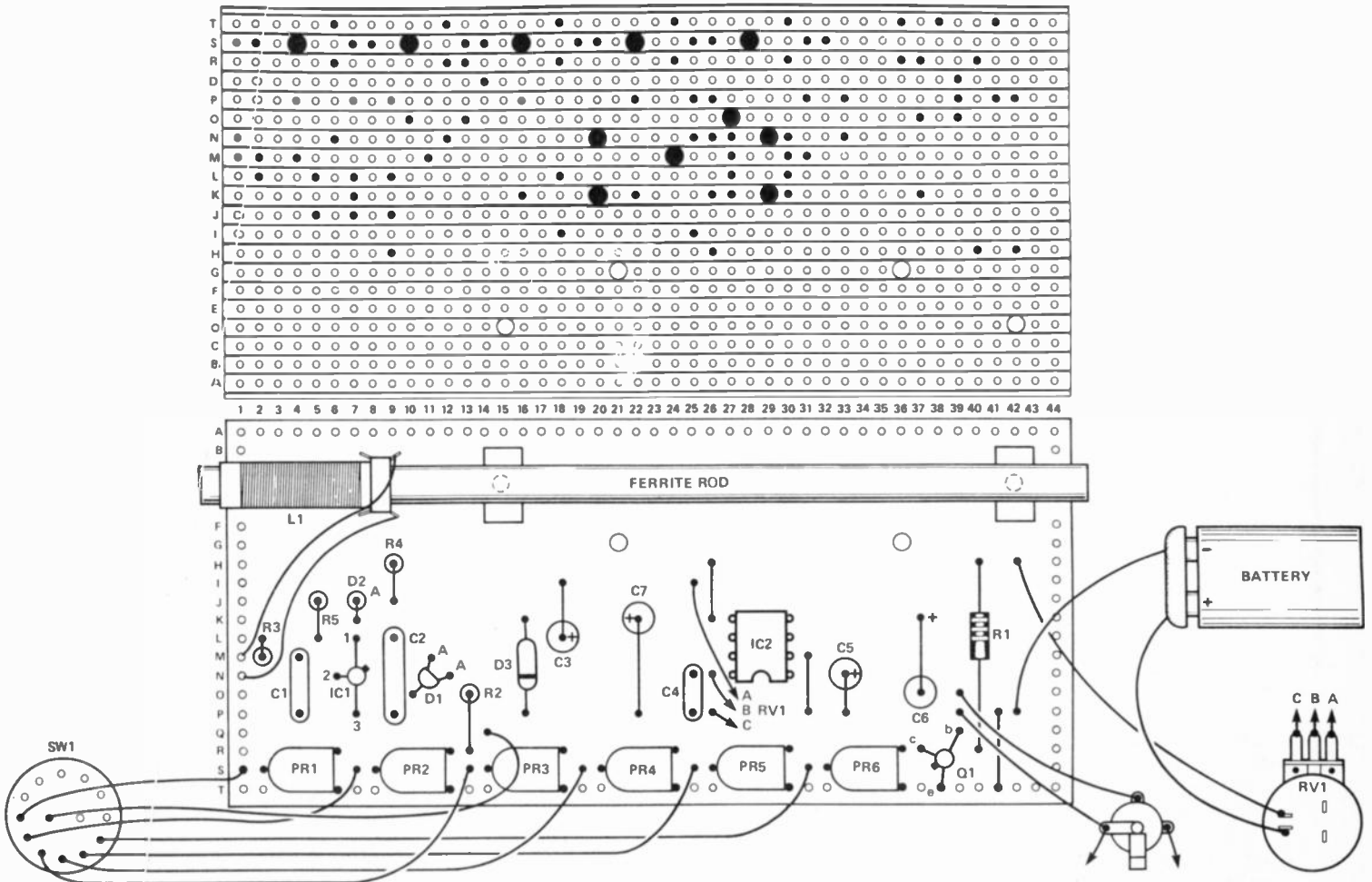


Figure 3. Component layout, with external wiring, and bottom view of the stripboard.

NEW KITS

COMBINATION SWITCH

Battery operated, would control solenoid lock or any electrical device, virtually impossible to decode. Uses no power when in the off position. Complete kit £4.50.

A SECRET SWITCH

Can be hidden behind a panel, door, wallpaper, etc. Will light the lamp or whatever device is secretly controlled and it will also latch itself on. Complete kit £1.95.

3-30v VARIABLE VOLTAGE POWER SUPPLY UNIT

With 1 amp DC output, for use on the bench, students, inventors, service engineers, etc. Automatic short circuit and overload protection. In case with a volt meter on the front panel. Complete kit £13.80

IONISER KIT

Refresh your home, office, shop, work room, etc. with a negative ION generator. Makes you feel better and work harder — complete mains operated kit, case £11.95. Post £1.50.

BIG AMPLIFIERS

Complete kit (no case) 40 watt £9.50. 115 watt £13.50.

T.V. AERIAL FILTER

Designed to eliminate C.B. and other interference complete

MORSE TRAINER

Complete kit £2.99.

DRILL SPEED CONTROLLER

Complete kit £3.95.

MAINS POWER SUPPLY

Gives any voltage from 3v to 16v at up to 300mA. Complete kit less case £1.95. Case 90p.

HOME BASE POWER SUPPLY

13.8v 20amp - built and regularly used by G3VJ, has all regular features including overload protection trip. 500 watt transformer and all parts including case £39.50 carriage £5.

AERIAL DIRECTION INDICATOR

Kit includes 16 reed switches, magnet, 16 l.e.s and chart which has the 16 compass points and lights up where your aerial is pointing. £5.90

AERIAL ROTATOR

Comprises 1/2hp motor with pulley and vee belt, electro-mechanical aerial base unit and control switch enables you to set your aerial mast in any direction. £19.50 carriage £5.

SUPER HI-FI SPEAKER CABINETS

Made for an expensive Hi-Fi outfit — will suit any decor. Resonance free. Cut-outs for 6 1/2" woofer and 2 1/2" tweeter. The front material is Dacron. The completed unit is most pleasing. Supplied in pairs, price £6.90 per pair (this is probably less than the original cost of one cabinet) carriage £3.00 the pair.

GOODMAN SPEAKERS

6 1/2" 8 25watt £4.50. 2 1/2" 8 tweeter. £2.50. No extra for postage if ordered with cabinets. Xover £1.50.

VU METER SNIP

Approximately 1 5/8" square, suitable for use as a recording level meter, power output indicator or many similar applications. Full vision front, cover easily removable if you wish to alter the scale. Special snip price £1.00, or 10 for £9.00.

MOTORISED DISCO SWITCH

With 10 amp change-over switches. Multi-adjustable switches all rated at 10 amps, this would provide a magnificent display. For mains operated 8 switch model £6.25, 10 switch model £6.75, 12 switch model £7.25.

12v MOTOR BY SMITHS

Made for use in cars, these are series wound and they become more powerful as load increases. Size 3 1/2" long by 3" dia. These have a good length of 1/2" spindle — price £3.45. Ditto, but double ended £4.25.

EXTRA POWERFUL 12v MOTOR

Made to work battery lawnmower, this probably develops up to 1/2 h.p., so it could be used to power a go-kart or to drive a compressor, etc. etc. £6.90 + £1.50 post.

UNIVAC KEYBOARD BARGAIN

50 computer type keys, together with 5 miniature toggle switches all mounted on a p.c.b. together with 12 l.e.s many transistors and other parts. £13.50 + £2.00 post. This is far less than the value of the switches alone. Diagram of this keyboard is available separately. Price £1.00.

SOLENOID WITH PLUNGER

Mains operated £1.99
10 — 12 volts DC operated £1.50.

MULLARD UNILEX

A mains operated 4 + 4 stereo system. Rated one of the finest performers in the stereo field this would make a wonderful gift for almost anyone. In easy to assemble modular form this should sell at £30 — but due to a special bulk buy and as an incentive for you to buy this month we offer the system complete at only £16.75 including VAT and post. FREE GIFT — buy this month and you will receive a pair of Goodman's elliptical 8"x5" speakers to match this amplifier.



3 CHANNEL SOUND TO LIGHT KIT

Complete kit of parts for a three-channel sound to light unit controlling over 2000 watts of lighting. Use this at home if you wish but it is plenty rugged enough for disco work. The unit is housed in an attractive two-tone metal case and has controls for each channel, and a master on/off. The audio input and output are by 1/4" sockets and three panel mounting fuse holders provide thyristor protection. A four-pin plug and socket facilitate ease of connecting lamps. Special snip price is £14.95 in kit form or £25.00 assembled and tested.




THIS MONTH'S SNIP STROBE LIGHT

Intended for use at discos or in window displays etc. Gives a bright flash of white light at a speed which you can vary between approximately 1 flash per second up to 20 flashes per second. Another useful application of a strobe is for looking at rotating wheels, cogs, etc. By turning the speed adjustment you can get the light to synchronise with the wheel and cause it to appear stationary. You can thus look at a rotating device for its faults, you can see a broken cog for instance. It uses a Xenon tube and is housed in a neat wooden case with the variable control at the back. Works off normal 230/240V mains — £14.00 + £1 post.



MICRO SWITCH PARCEL

10, all different and including one that can be operated by a puff of wind and another by only 1mm of movement. Also containing lever rod and roller operated subminiature and standards. All new £1.75p.




SPIT MOTORS

These are powerful mains operated induction motors with gear box attached. The final shaft is a 1/2" rod with square hole, so you have alternative coupling methods — final speed is approx. 5 rev/min, price £5.50. — Similar motors with final speeds of 80, 100, 160 & 200 r.p.m. same price.

EXTRACTOR FAN

Mains operated — ex. computer.
5" Woods extractor £5.75 Post £1.25
6" Woods extractor £6.90 Post £1.50
5" Plannair extractor £5.50 Post £1.25
4" x 4" Muffin 115v. £4.50 Post 50p.
4" x 4" Muffin 230v. £5.75 Post 50p



8 POWERFUL BATTERY MOTORS


For models, meccanos, drills, remote control planes, boats, etc. £2.50.

TAPE PUNCH & READER

For controlling machine tools, etc, motorised 8 bit punch with matching tape reader. Ex-computers, believed in good working order, any not so would be exchanged. £17.50 pair. Post £3.00.



MINI-MULTI TESTER Deluxe pocket size precision moving coil instrument, jewelled bearings - 2000 o.p.v. mirrored scale. 11 instant range measures: DC volts 10, 50, 250, 1000. AC volts 10, 50, 250, 1000. DC amps 0 — 100 mA.



Continuity and resistance 0 — 1 meg ohms in two ranges. Complete with test prods and instruction book showing how to measure capacity and inductance as well. Unbelievable value at only £6.75 + 50p post and insurance.

FREE Amps range kit to enable you to read DC current from 0 - 10 amps, directly on the 0 - 10 scale. It's free if you purchase quickly, but if you already own a Mini-Tester and would like one, send £2.50.

FREE OUR CURRENT BARGAIN LIST WILL BE ENCLOSED WITH ALL ORDERS.

TRANSMITTER SURVEILLANCE

Tiny, easily hidden but which will enable conversation to be picked up with FM radio. Can be made in a matchbox — all electronic parts and circuit. £2.30. (Not licencable in the U.K.).

RADIO MIKE

Ideal for discos and garden parties, allows complete freedom of movement. Play through FM radio or tuner amp. £6.90 comp. kit. (Not licencable in the U.K.).

FM RECEIVER

Made up and working, complete with scale and pointer needs only a speaker, ideal for use with our surveillance transmitter or radio mike. £5.85.

CB RADIO

Listen in with our 40-channel monitor. Unique design ensures that you do not miss sender or caller. Complete kit with case, speaker and instructions only £5.99.

NEW ADDRESS FOR CALLERS:—

2, Bentham Road, Off Elm Grove, Brighton.
Tel: Brighton 671457. Please phone before making a special journey for any advertised item.



VENNER TIME SWITCH

Mains operated with 20 amp switch, one on and one off per 24 hrs. repeats dally automatically correcting for the lengthening or shortening day. An expensive time switch but you can have it for only £2.95. These are new but without case, but we can supply plastic cases (base and cover) £1.75 or metal case with window £2.95. Also available is adaptor kit to convert this into a normal 24hr. time switch but with the added advantage of up to 12 on/off's per 24hrs. This makes an ideal controller for the immersion heater. Price of adaptor kit is £2.30.

STEREO HEADPHONES

Japanese made so very good quality. 8 ohm impedance, padded, terminating with standard 1/4" jack-plug. £2.99 Post 60p.



TIME SWITCH BARGAIN

Large clear mains frequency controlled clock, which will always show you the correct time + start and stop switches with the dials. Comes complete with knobs. £2.50.

DELAY SWITCH

Mains operated — delay can be accurately set with pointers knob for periods of up to 2 1/2 hrs. 2 contacts suitable to switch 10 amps - second contact opens a few minutes after 1st contact. £1.95.

6 WAVEBAND SHORTWAVE RADIO KIT

Bandspread covering 13.5 to 32 metres. Based on circuit which appeared in a recent issue of Radio Constructor. Complete kit includes case materials, six transistors and diodes, condensers, resistors, inductors, switches, etc. Nothing else to buy if you have an amplifier to connect it to or a pair of high resistance headphones. Price £11.95.

MEDIUM & 2 SHORT WAVE CRYSTAL RADIO

All the parts to make up the beginner's model. Price £2.30. Crystal earpiece 65p. High resistance headphones (gives best results) £3.75. Kit includes chassis and front but not case.

RADIO STETHOSCOPE

Easy to fault find — start at the aerial and work towards the speaker — when signal stops you have found the fault. Complete kit £4.95.

INTERRUPTED BEAM


This kit enables you to make a switch that will trigger when a steady beam of infra-red or ordinary light is broken. Main components — relay, photo transistor, resistors and caps etc. Circuit diagram but no case. Price £2.30

MUGGER DETERRENT

A high-note bleeper, push latching switch, plastic case and battery connector. Will scare away any villain and bring help. £2.50 complete kit.

TANGENTIAL BLOW HEATER

2.5 Kw quiet, efficient instant heating from 230/240 volt mains. Kit consists of blower as illustrated, 2.5 Kw element, control switch and data all for £4.95. post £1.50.



12V SUBMERSIBLE PUMP

Just join it to your car battery, drop it into the liquid to be moved and up it comes, no messing about, no priming, etc. and you get a very good head. Suitable for water, paraffin and any non-explosive non-corrosive liquid. One use if you are a camper, make yourself a shower. Price: £8.50.

MINI MONO AMP

On p.c.b., size 4"x2". Three transistors and we estimate the output to be 3 watts rms. Brand new, made up offered at the very low price of £1.15 each or 10 for £11.00.

J. BULL (Electrical) Ltd.

(Dept. HE), 34 - 36 AMERICA LANE, HAYWARDS HEATH, SUSSEX RH16 3QU. **Established 30 YEARS**

MAIL ORDER TERMS: Cash, P.O. or cheque with order. Orders under £10.00, add 60p service charge. Monthly account orders accepted from schools and public companies. Access & Barclaycard orders phone Haywards Heath (0444) 54563. CALLERS: to Haywards Heath (closed Sat.), or 2, Bentham Road, Off Elm Grove, Brighton (closed Wed). BULK ORDERS: Please write for special quotation. Normal delivery by return.

Send for my CATALOGUE ONLY 75p
(plus 25p post/packing)

My VAT and post/packing inclusive prices are the lowest. All below normal trade price — some at only one tenth of manufacturers quantity trade.

See my prices on the following:

CAPACITORS . . . ELECTROLYTIC; CAN, WIRE END, TANTALUM, MULTIPLE, COMPUTER GRADE, NON POLAR, PAPER BLOCK, CAN, POLY, MICA, CERAMIC. LOW AND HIGH VOLTAGE, RESISTORS. 1/8th WATT TO 100 WATT; 0.1% TO 10% CARBON, METAL AND WIRE WOUND + NETWORKS. FANS, BATTERIES, SOLENOIDS, TAPE SPOOLS, VARIABLE CAPACITORS AND RESISTORS, TRIMMERS, PRESETS, POTS . . . SINGLE, DUAL, SWITCHED, CARBON, CERMET AND WIREWOUND, SINGLE OR MULTITURN, ROTARY AND SLIDE. DIODES, RECTIFIERS, BRIDGES, CHARGERS, STYLII, SOCKETS, PLUGS, RELAYS, TRANSISTORS, IC'S, CLIPS, CRYSTALS, ZENERS, TRIACS, THYRISTORS, BOXES, PANELS, DISPLAYS, LED'S, COUPLERS, ISOLATORS, NEONS, DPTO'S, LEADS, CONNECTORS, VALVES, BODKS, MAGAZINES, TERMINALS, CHOKES, TRANSFORMERS, TIMERS, SWITCHES, COUNTERS, LAMPS, INDICATORS, BELLS, SIRENS, HOLDERS, POWER SUPPLIES, HARDWARE, MODULES, FUSES, CARRIERS, CIRCUIT BREAKERS, KNOBS, THERMISTORS, VDR'S, INSULATORS, CASSETTES, METERS, SOLDER, HANDLES, LOCKS, INDUCTORS, WIRE UNITS, MOTORS, COILS, CORES, CARTRIDGES, SPEAKERS, EARPHONES, SUPPRESSORS, MIKES, HEATSINKS, TAPE, BOARDS and others.

Prices you would not believe before inflation!

BRIAN J. REED
TRADE COMPONENTS

ESTABLISHED 24 YEARS

161 St. Johns Hill, Battersea, London SW11 1TQ

Open 11 am till 7 pm Tues. to Sat. Telephone: 01-223 5016

12" 80 watt R.M.S. loudspeaker.
a superb general purpose twin cone loudspeaker. 50 oz. magnet. 2" aluminium voice coil. Rolled surround. Resonant frequency response to 13KHz. Sensitivity 95dB. Impedance 8ohm. Attractive blue cone with aluminium centre dome.
Price £16.49 ea + £2.50 P&P.



MANY OTHER LOUSPEAKERS IN STOCK from 5" to 15", up to 100 watts R.M.S. Including kits, and Piezo tweeters. Please send large S.A.E. for complete list.

Stereo Cassette Tape Deck Module comprising of a top panel and tape mechanism coupled to a record/play-back printed board assembly. Supplied as one complete unit for horizontal installation into cabinet or console of own choice. These units are brand new, ready-built and tested. Smart black and silver finish.

Features: Three digit tape counter, Auto-stop, Six piano type keys, record, rewind, fast forward, play, stop and eject. Automatic record level control. Main inputs plus secondary inputs for stereo microphones. Input sensitivity 100mV to 2V. Input impedance 68K. Output level 400mV to both left and right-hand channels. Output impedance 10K. Signal to noise ratio 45dB. Wow and flutter 0.1%. Power supply requirements 18V D.C. at 300mA. Connections the left and right-hand stereo inputs and outputs are via individual screened leads all terminated with phono plugs (phono sockets provided). Dimensions: Top panel 5 1/2in x 11 1/2in., clearance required under top panel 2 1/4in.

Supplied complete with circuit diagram and connecting diagram
Price £26.70 + £2.50 postage and packing.
Supplementary parts for 18V D.C. power supply (transformer, bridge rectifier and smoothing capacitor) £3.

B.K. ELECTRONICS
37 Whitehouse Meadows, Eastwood, Leigh-on-Sea, Essex SS9 5TY




• SAE for current lists • Official orders welcome • All prices include VAT • Mail order only • All items packed (where applicable) in special energy absorbing PU foam • Orders welcome by prior appointment please telephone 0182 527572



YOU CAN'T BEAT ILP BIPOLAR POWER AMPS FOR POWER AND PRICE

Get maximum power at minimum price, yet still with hi-fi specifications and a wide choice of outputs. ILP Bipolar power amps, now with or without heatsinks are unbeatable value for domestic hi-fi — but for disco, guitar amplifiers and PA choose the new range of heavy duty power amps, again with or without heatsinks, with protection against permanent short circuit, added safety for the disco or group user. Connection in all cases is simple — via 5 pins.



Every item has a 5 year no quibble guarantee and includes full connection data. So send your order FREEPOST today!

Load impedance, all models, 4 ohm — infinity. Input impedance, all models 100K ohm. Input sensitivity, all models, 500 mV. Frequency response, all models 15Hz-50kHz-3db.

BIPOLAR Standard, with heatsinks

Model No	Output power Watts rms	T H D Typ at 1kHz	DISTORTION I M D 50Hz/7kHz 4.1	Supply voltage Typ/Max	Size mm	Wt gms	Price inc VAT	Price ex. VAT
HY 30	15w/4-8Ω	0.015%	<0.006%	±18±20	76 x 68 x 40	240	£8.28	£7.29
HY 60	30w/4-8Ω	0.015%	<0.006%	±25±30	76 x 68 x 40	240	£9.58	£8.33
HY 120	60w/4-8Ω	0.01%	<0.006%	±35±40	120 x 78 x 40	410	£20.10	£17.48
HY 200	120w/4-8Ω	0.01%	<0.006%	±45±50	120 x 78 x 50	515	£24.39	£21.21
HY 400	240w/4Ω	0.01%	<0.006%	±45±50	120 x 78 x 100	1025	£36.60	£31.83

BIPOLAR Standard, without heatsinks

HY 120P	60w/4-8Ω	0.01%	<0.006%	±35±40	120 x 26 x 40	215	£17.83	£15.50
HY 200P	120w/4-8Ω	0.01%	<0.006%	±45±50	120 x 26 x 40	215	£21.23	£18.46
HY 400P	240w/4Ω	0.01%	<0.006%	±45±50	120 x 26 x 70	375	£32.58	£28.33

Protection: Load line, momentary short circuit (typically 10 sec). Slow rate 15V/μs. Rise time: 5μs. S/N ratio 100db. Frequency response (-3dB): 15Hz-50kHz. Input sensitivity 500mV rms. Input impedance 100kΩ. Damping factor (8Ω/100Hz)>400.

HEAVY DUTY with heatsinks

Model No	Output power Watts rms	T H D Typ at 1kHz	DISTORTION I M D 50Hz/7kHz 4.1	Supply voltage Typ/Max	Size mm	Wt gms	Price inc VAT	Price ex. VAT
HD 120	60w/4-8Ω	0.01%	<0.006%	±35±40	120 x 78 x 50	515	£25.85	£22.48
HD 200	120w/4-8Ω	0.01%	<0.006%	±45±50	120 x 78 x 60	620	£31.49	£27.38
HD 400	240w/4Ω	0.01%	<0.006%	±45±50	120 x 78 x 100	1025	£44.42	£38.63

HEAVY DUTY without heatsinks

HD 120P	60w/4-8Ω	0.01%	<0.006%	±35±40	120 x 26 x 50	265	£22.82	£19.84
HD 200P	120w/4-8Ω	0.01%	<0.006%	±45±50	120 x 26 x 50	265	£27.17	£23.63
HD 400P	240w/4Ω	0.01%	<0.006%	±45±50	120 x 26 x 70	375	£39.42	£34.28



Protection: Load line, PERMANENT SHORT CIRCUIT (ideal for disco/group use should evidence of short circuit not be immediately apparent). The Heavy Duty range can claim additional output power devices and complementary protection circuitry with performance specs as for standard types.

How to order Freepost: Use this coupon, or a separate sheet of paper, to order these products, or any products from other ILP Electronics advertisements. No stamp is needed if you address to Freepost. Cheques and postal orders must be crossed and payable to ILP Electronics Ltd: cash must be registered. C.O.O. — add £1 to total order value. Access and Barclaycard welcome. All UK orders sent post free within 7 days of receipt of order.

Please send me the following
ILP modules _____

Total purchase price _____

I enclose Cheque Postal Orders Int Money Order


Please debit my Access/Barclaycard No _____

Name _____

Address _____

Signature _____

Post to: ILP Electronics Ltd, Freepost 2, Graham Bell House, Roper Close, Canterbury CT2 7EP, Kent, England
Telephone (0227) 54778 Technical (0227) 64723 Telex 965780



ILP
ELECTRONICS LTD

HE 2/1

STAY AHEAD. STAY WITH US

YOUR LETTERS

The Editor answers a selection of your letters

Deaf-Aids Revisited

Dear Sir,
I am a regular reader of *Hobby Electronics* and an absolute beginner in electronics. However, I was appalled at the attitude of your reply regarding help required by Mr. Tate who, in his letter (Your Letters, HE November 1981), asked for hearing-aid circuits and was bluntly cut-off with the comment "Our hands are tied".

My three year old son is profoundly deaf in both ears and uses a radio link hearing-aid; one of the vital requirements for this, as for any hearing-aid, is the batteries that power it, in my son's case, 6V NiCad batteries. The peripatetic teacher who attends each week is desperately in need of a battery checker with simple reliable service, similar to a 12V car battery checker. Can you help?

As Mr. Tate said, there is scope for quite a few projects and this is one.
B.C. Goodman,
Newmarket, Suffolk.

What Hugh Davies said, in his reply to Mr. Tate, is that deafness is a medical condition — and we are not at all qualified to advise on purely medical problems. Consider the possibility, as we must, that a partially deaf person could further damage his or her hearing through misuse, whether by accident or by ignorance, of a hearing-aid device published in our magazine. Heart-beat monitors and suchlike are harmless enough, but any gadget intended to correct an actual medical condition must, we're sure you'll agree, be designed, constructed and operated under strict medical supervision.

As to a NiCad battery checker, it is not practically possible to design such a circuit. NiCad's have very flat discharge curves; simply, they appear to be either charged or discharged. The charge does not fall-off gradually, as with car batteries.

Fortunately, the Intelligent NiCad Charger in this issue should solve the problem, although you may need to shorten the charge period to avoid over charging the battery.

Books For Basics

Dear Sir,
I would be obliged if you can recommend a good basic electronics book for a boy, aged 13, who is very interested in the above.
Lawrence Noone,
Dublin, Eire.

We can indeed — our own "Electronics, It's Easy" is an excellent

starting point for anyone approaching the subject for the first time. Another good 'starter' is "Beginner's Guide to Electronics" by Owen Bishop, now in its fourth edition. It is published by Newnes Technical Books, Borough Green, Sevenoaks, Kent TN12 8PH, but should be available from any good technical bookshop. Some other suitable publications are listed on our Bookshelf page.

Astronomy Dominie, OK

Dear Sir,
I am interested in both astronomy and electronics. A friend and I recently came up with the idea of building a radio telescope. Could you help? Perhaps a circuit . . . ?

Also, is it possible to get back issues, and Hobby Prints?
Robin Cartley,
Vice-Chairman, Crofton Astronomical Society,
Fareham, Hants.

Our first reaction to this query was along the lines of ". . . you've got to be joking"! On second thoughts, though, it occurred to us that a small-scale radio astronomy project — something a little less grand than Jodrell Bank — might be possible. We'll let you know.

Hobby Prints have been discontinued but most of the old ones are still available from our Reader Services Department. Your other question is answered below . . .

Specials and Back Numbers

Dear Sir,
While looking through some old copies of HE the other day I noticed several references to your "Electronics Digest" Volume 1, Number 1. For some reason or other I failed to purchase a copy of this most interesting publication and would very much like to get hold of a copy.

I know it might be a slim chance but I wondered if perhaps you might have the odd left-over copy lying around, which I could purchase.
E. Weeks,
Godalming, Surrey.

Electronics Digest Vol.1 No.1 is still available from our Reader Services Department (Specials) for £1.80 including p&p within the UK. Incidentally, Vol.2 No.3 was published in November 1981, so get it while you can!

Back issues of Hobby Electronics are £1 from the Back Numbers Division of

Reader Services, subject to availability. You should allow 21 days for delivery.

Bouquets . . .

Dear Sir,
I have recently become interested in electronics and am at present following a course in the subject at school.

I have started receiving your excellent magazine on a regular basis and would like to take this opportunity to praise the high standard it maintains and the superbly explained and illustrated projects.

As a project for the above-mentioned school course, I am hoping to construct a "multimeter" which would be of practical use both in research and other construction projects. Therefore, I was hoping that your magazine may have carried some articles relating to the construction of such a project.

I would be very grateful if you could help.
Francis Bailey,
Benson, Oxon.

High praise indeed! Unfortunately, though, we are unable to help with your project as we have not, in the past, published such a circuit. It is actually cheaper, these days, to buy one "ready made"; that's another part of the Shogun Inheritance.

. . . And Brickbats

Dear Sirs,
I have cancelled my order for Hobby Electronics and suggest that you change your title to BBC.

The amount of repeat projects that you churn out i.e. 1981 issue, four out of five are reprints; November 1981 issue, four out of four are reprints.

All this suggests to me is that your technical department concentrates on the best way to change existing projects so that you can do another reprint.

I suppose that this letter will be consigned to the rubbish bin.

Yours in disgust,
R. Dixon,
Leeds.

P.S. I have taken HE from the first issue but enough is enough.

Every specialist magazine has this problem. In our case it is perhaps true that we have not always met the challenge of devising new but still simple projects, as well as we'd like. There are, after all, a limited number of clever things you can do with one or two transistors or ICs. Inevitably, a certain number of projects are recycled, but this is entirely for the benefit of

new readers — new to HE and new to electronics; it is not just for our convenience, or because we're lazy.

Perhaps it's time you moved on to more complicated projects, ones with a higher "degree of difficulty". You might find more of a challenge in the pages of our sister magazine, *Electronics Today International*.

Meanwhile, we'd like to assure our readers that, while a certain number of projects and even feature material — the popular "Building Site" series, for example — will be repeated from time to time, we are always investigating new applications and, we hope, exciting new ideas to extend this fascinating hobby of ours.

HEBOT

The popularity of this little beast continues to amaze us, so it is with regret that we must announce (again) that most of the parts for HEBOT are no longer available. HEBOT is dead, deceased and gone before; Resting, we hope, in Peace.

Dedicated Robo-maniacs are directed to the September and October issues of *Electronics Today International*. ETI is planning a series of articles and projects covering all aspects of robotics. The series starts with a Robot Arm project, described in the issues mentioned above.

Electronic Organ

Dear Sir,
I hope you will forgive me for adding to the list of letters saying how much we, the readers of HE, appreciate it and those who produce it.

I'm sure that, at times, it must be difficult to devise projects and I would like to make some suggestions for you to consider. The Organ Project (HE, May 1981 onwards) was first-class and surely worth some extension. How about some voices, individual preset boards with genuine instrument sounds — oboe, trumpet, cello etc — and, of course, a reverberation unit.

Also, as more and more computers are sold, how about a good power supply with the facility for powering dynamic RAMs as well as overvoltage protection. Most computers seem to have on-board regulation with inadequate heatsinking, and the shortcomings certainly show up if any expansion is planned.

Apart from the reverb, I haven't seen any of the above in any electronics mag. I do hope that these ideas are of some help.

G. Bobtridge,
Leamington Spa, Warwicks.

You are forgiven! We never become tired of compliments — or of complaints (they keep us on our toes . . .).

Your suggestions regarding the Electronic Organ have been passed, along with several other enquiries on the subject, to the designer. Thank you for the other suggestions, too. We will give them some thought.

Components

We have received a number of requests about components — the strange markings on capacitors, the importance of the different types (polyester, electrolytic etc), resistor ratings and so on. In general, these topics are covered by Ian Sinclair's series "Into Electronic Components" and also in his book, "Understanding Electronic Components".

However, because of the number of requests for this sort of information we will publish, soon, a quick reference guide that will answer most of the difficult questions.

Thanks to P. Payne of Oxford, W. Haynes of Tattershall, Lincs, and M.A. Barrett of Kings Lynn, Norfolk, for their suggestions.

Parts Past

Dear Sir,
I want to build the Shortwave Receiver, featured in September 1981 *Hobby Electronics*, but cannot find a supplier for the 40673 Dual Gate MOSFET.

Can you help?
P. Winards,
Manchester.

The 40673 appears to have been discontinued — such is life! Try the MEN616 (Ambit catalogue) or a 3N140 (Watford Electronics).

Letters Acknowledged

Letters have also been received from: J.B. Day of East Barnet, Herts; D.C. Hodgkins of Burnham-on-Sea in Somerset; Edwin Coruth of Leeds; R.B. Ridley Martin of Brockenhurst, Hants; P.H. Smith from Oadby, Leics; William Buckley from Maudlen, Beds; David Jarrard of Welwyn Garden City, Herts; Kevin Salisbury from Exeter in Devon and lastly, from further afield, Jason Lee, who wrote from Province Wellesley in West Malaysia.

We regret that we are unable to answer these letters, as neither time nor space permit.

Oops!

We seem to have collected quite a file of technical enquiries, many of them related to errors, or possible errors, in projects. Rather than try to answer these letters one at a time, we will try to gather them together and dispose of them all at once.

Famous Names

Dear Sir,
In your otherwise excellent (and very welcome!) feature on Campbell-Swinton in *Hobby Electronics* December '81, you have omitted to draw attention to what was probably his greatest flash of insight — his enunciation of the so-called "storage principle". This was to become crucial in the realisation of high-definition television 25 years afterwards. He realised that each element of the picture mosaic should store up its

photoelectric current for the whole period of the "frame" time (one-tenth of a second as he suggested, one-twentyfifth of a second as eventually realised) and deliver the accumulated charge as a picture signal at the moment when the scanning electron beam discharged the element.

All other systems, mechanical and electronic, only delivered a picture signal proportional to the photoelectric current at the instant of discharge, which was lower by a factor of the order of 10,000 (for a 405-line system).

As you say, Campbell-Swinton hadn't the technical means to realise his vision; this had to wait until Zworykin constructed his "Iconoscope". But there is no doubt that Campbell-Swinton had the right idea many years before.
B.M. Crowther,
Dorking, Surrey

Dear Sir,
Re. the rather sketchy article by Mr. Ted Jennings in the November issue. Once again, Edison has been credited with the first use of wax for recording; not so.

Edison was the first to record and replay articulated speech in 1870, but this was on tin foil wrapped tightly around a spiral grooved cylinder. The stylus, attached to the diaphragm, embossed the tin foil over the groove, to a depth varying with the modulations of the voice. The recording could be played back only two or three times; the soft unsupported metal had, by then, been pressed to the bottom of the groove. It was little more than a laboratory novelty and Edison abandoned it for 10 years while developing the carbon filament lamp and the 3-core cable for mains electricity.

A nephew of Bell (the inventor of the telephone) and Tainter made a machine with removable wax coated cardboard cylinders. The recording was cut or engraved in the wax and replayed with a ball-shaped Saphire stylus. The improvement was offered to Edison, who rejected it. They transposed the word Phonograph and called their machine the Graphophone.

Edison quickly redesigned his Gramophone to take cylinders of wax, which could be shaved and re-used, but he had to pay royalties to Bell and Tainter.

The "war" between cylinder and disc raged from the 1890s to 1916, when imports were barred for the duration of the war. Entertainment cylinders faded out in 1929 but the Office Recorders, Ediphone and Dictaphone, continued in use until the 1960s and the advent of magnetic recording.

The City of London Phonograph and Gramophone Society and its branches, exists and thrives for those of us who collect and treasure these old historical machines.

N. George,
Rushden, Northants.

HE

QUICK PROJECT:

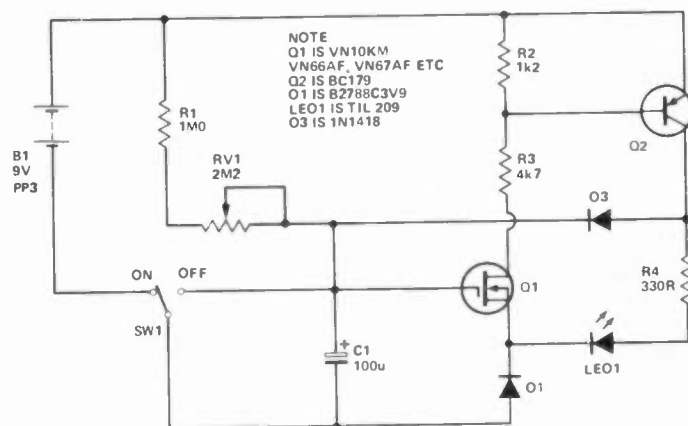
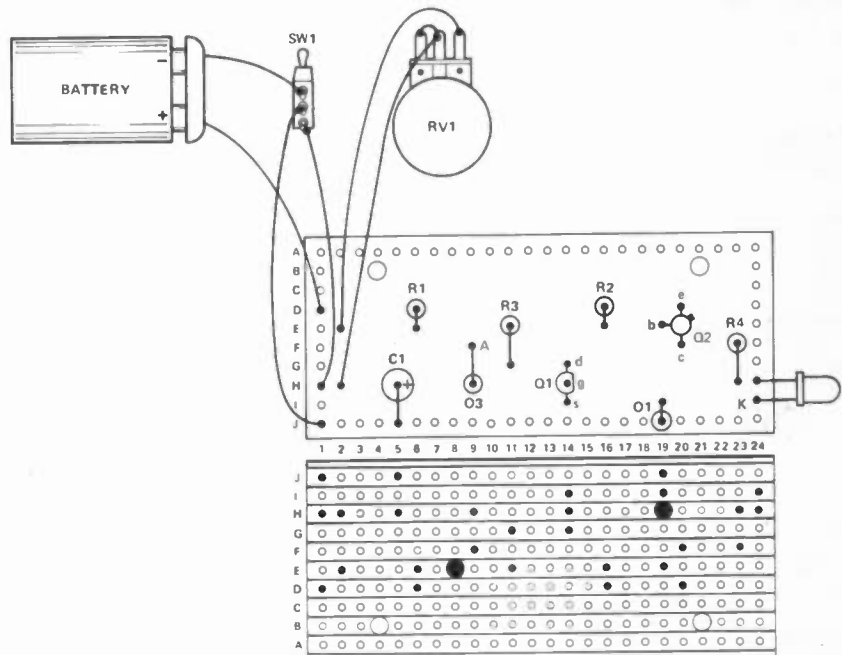

SIMPLE TIMER

THIS VERY SIMPLE timer unit turns on an LED between two and five minutes after switch-on. The time delay is continuously variable within these limits. To start a new timing run the unit is simply switched off, then on.

At switch-on, Q1 will be cut off because C1 is uncharged and will take Q1's gate to the negative supply potential. Therefore, Q2 receives no base current and is also cut off. C1 will charge from the supply line by way of RV1, R1; the rate of charge can be varied by means of RV1. After a time the charge on C1 will be sufficient to bias Q1 and D1 into conduction: D1 is used to raise the gate threshold voltage of Q1 so that fairly long time delays can be obtained using practical resistance and capacitance values. A VMOS device is used for Q1 as they draw insignificant input current and there is, therefore, no significant leakage of the charging current.

When Q1 starts to switch on, Q2 also starts to conduct and passes additional charge current to C1, via D3. This results in both Q1 and Q2 rapidly switching hard on and D2 lights up due to the current flow through Q2, R4, D2, and D1. The regenerative action of D3 ensures that D2 switches on cleanly and rapidly. When SW1 is switched to the 'off' position, it discharges C1 so that a new timing run can commence.

C1 must be a low-leakage electrolytic or tantalum type, otherwise leakage through it will greatly extend the delay time and could prevent D2 from switching on at all. Q1 can be any N-channel VMOS device (VN66AF, VN67AF, etc).



HE

INTELLIGENT NICAD CHARGER

It does the thinking for you


The advantage of using NiCad batteries in equipment such as flashguns, electric models and cassette recorders is that they are considerably less expensive, in the medium to long term, than ordinary (non-rechargeable) batteries. One drawback, however, is the bother of keeping track of how long they have been on charge. Most NiCad manufacturers claim that overcharging cells does not do them any harm, so that it does not matter if they are left too long on charge. The real problem tends to be that the cells are not left on charge long enough, so that they fail prematurely. Another problem is that, in order to achieve their full lifespan, NiCad cells should go through full charge-discharge cycles, since partial charging can reduce operating life.

What is needed is a charger that knows when to switch itself off — but does not cost a fortune. The Intelligent NiCad Charger fits these requirements precisely. It has a built-in timer which cuts off the output approximately 15 hours after switch-on (normally NiCads require 14 to 16 hours to fully recharge) and uses a simple circuit that requires few components.

NiCad cells must be charged from a source which limits the charge current to a safe level as they are likely to be damaged if this current is exceeded. This charger uses a constant current source that gives switched, nominal output currents of 11 mA, 50 mA, and 180 mA. These currents are suitable for PP3, AA (HP7), and C (HP11) size NiCad cells respectively. The unit can charge at one time, either one PP3 size battery or up to six AA cells, or up to four C size cells.

Timer

The normal choice these days, for practically any timing application, is the 555 IC; but not in this case. The Old Faithful is unsuitable here because of



the impractically high component values (such as a 54 megohm resistor and a 1000 microfarad capacitor!) required to give a timing run of 15 hours. While this is quite feasible in theory, in practice the leakage current though the capacitor would be such that the timing pulse would, almost certainly, never end! An alternative form of timer is one that uses a counter circuit fed by an oscillator. The output pulse usually lasts for a certain number of oscillator cycles.

The ZN1034E, the device used in this circuit, is a counter-timer IC of this type. It requires 4095 (internally generated) oscillator pulses before the counter changes state, and this enables quite long output times to be obtained using fairly low RC timing component values. In fact, the output time of around 15 hours is obtained even without having to use an electrolytic capacitor in the timing circuit.

In Use

AA or 'C'-sized cells must be fitted into a plastic battery holder which has a PP3-type connector to fit directly onto the output connector of the charger. The cells must be connected in series and the plastic holders ensure this, but be sure to fit the batteries into the holder with the correct polarity! Of course, a PP3 NiCad simply connects directly with the output connector. Remember to set SW1 for the appropriate charge current before connecting the cells. Due to the tolerances of the components, it is possible that the charge time might be somewhat outside the required 14 to 16 hour range. If necessary, the value of R1 can be raised or reduced and this will give a degree of control over the charge time. However, if the error is only small, it is probably not worthwhile bothering with.

How It Works

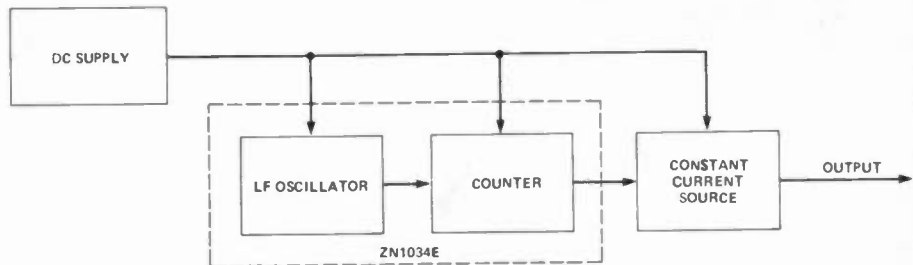
The charger is powered from the AC mains supply and gives a DC output suitable to charge NiCad batteries. It is essential that NiCad batteries are charged at a low current or they may become damaged; the output is therefore supplied by a constant current source, which sets the charge current at a safe level.

A counter circuit is used to control the charge time and at switch-on it enables the current source to function normally. After the counter has received 4095 pulses from the oscillator (which takes around 15 hours) the counter output changes state so that the current source is switched off and the battery no longer receives any charge current.

The mains supply is converted to a smoothed, low voltage DC supply by means of conventional full wave power supply circuit, T1, D1, D2 and C1. No on/off switch is used as, presumably, the unit will be unplugged when not in use.

IC2 is a precision timer device which contains an oscillator, 12-stage binary counter, and control logic circuitry. It requires a stabilised 5 volt supply and has an internal 5 volt shunt regulator, but this can easily be damaged by excessive current so an external 5 volt monolithic voltage regulator (IC1) has, therefore, been used. C2 and C3 are supply decoupling capacitors which prevent IC1 from becoming unstable.

Pin 1 of IC2 is the trigger input and, as it is taken low by being connected to the negative supply rail, IC2 is



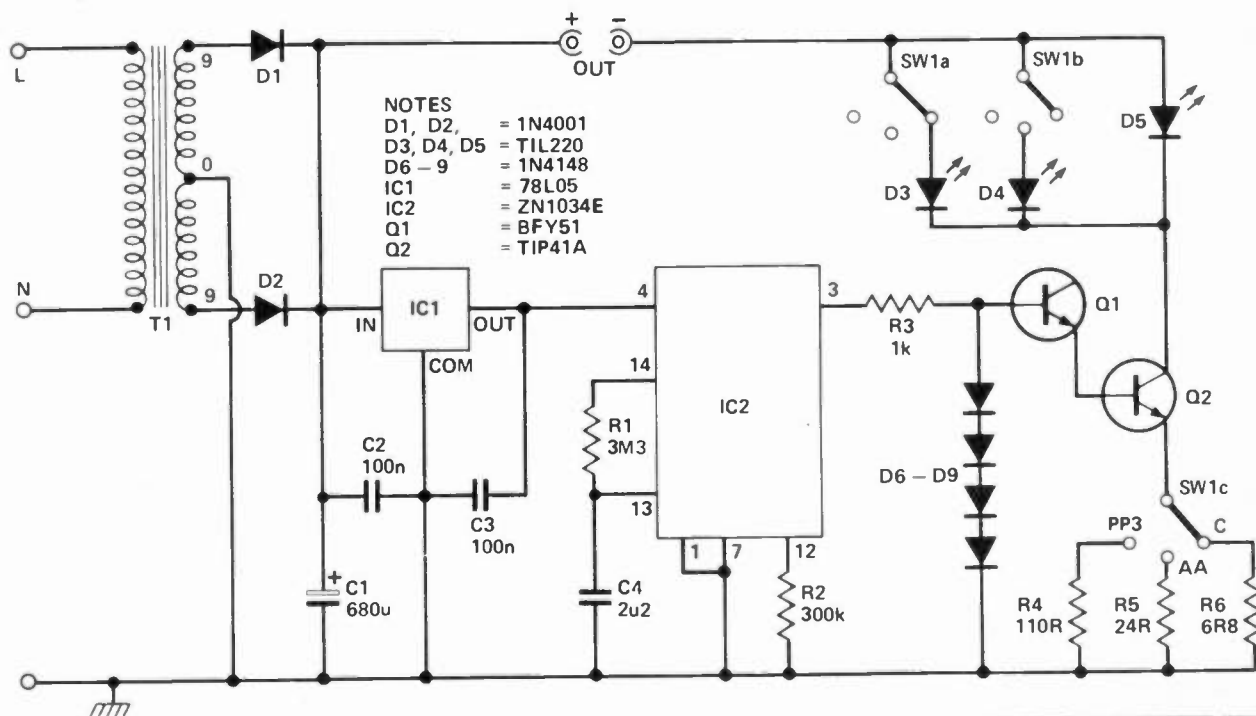
triggered as soon as the unit is connected to the mains supply. At the same time, the Q output at pin 3 goes high, to approximately +5 volts. The time for which the Q output stays high is determined by calibration resistor, R2, and timing components R1 and C4. With R2 at the specified value, the timing components give nominal output pulse length of 7500 RC, that is, 54450 seconds (15 hours and 7½ minutes).

R3 plus D6 to D9 form a simple shunt regulator circuit that gives potential of about 2.4 volts at the junction of R3 and D6. D6 to D9 are ordinary silicon diodes, forward biased and give a voltage drop of about 0.6 volts across each (4 x 0.6 volts = 2.4 volts). This voltage is used to drive Q1 and Q2 which are connected in the Darlington configuration and form the basis of the constant current generator circuit.

There is a drop of about 1.2 volts from the base of Q1 to the emitter of Q2, leaving 1.2 volts across whichever emitter resistor is selected by SW1. This gives an emitter current of roughly 11 mA with R4 in circuit, 50 mA with R5, and 180 mA with R6. These are the appropriate charge currents for PP3, AA, and C sized NiCad batteries respectively and

provided a suitably low resistance path is present in the collector circuit, the collector current will be virtually equal to the emitter current. By connecting the NiCad cells in the collector circuit of Q1/2, therefore, these cells can be charged at the appropriate current.

The charge current always passes through LED indicator D5 and this shows whether or not the battery is charging. It also shows that the charge period has ended since, after 15 hours approximately, the Q output of IC2 goes low, switching off Q1 and Q2 and cutting off the charge current. With SW1 in the "AA" position, D4 is switched in parallel with D5 and in the "C" position both D3 and D4 are switched in. There are two reasons for doing this; one is simply that the LED display makes it very clear which charge current the unit is switched to (one LED for the PP3 mode, two for the AA mode, and three for the C mode) so that there is little risk of charging a cell at the wrong rate. It also keeps the current through the LED indicators to an acceptable, though high, level when the unit is used at the highest charge current. A secondary role of the indicator diodes is to prevent the NiCad cells discharging through the charger.



AT YOUR NEWSAGENTS NOW!
ONLY £1.60!

ELECTRONICS

DIGEST


Vol. 2 No. 3

£1.60

150 CIRCUITS FOR THE EXPERIMENTER

GAMES ● RADIO ●
AUDIO ● MUSIC and DISCO ●
INDICATORS and ALARMS ●

TEST GEAR ● HOUSE and HOME ●
LIGHTING and PHOTOGRAPHY ●
POWER SUPPLIES ● POWER CONTROL ●



Parts List

Resistors (all ½ watt 5%)	
R1	3M3
R2	300k
R3	1k
R4	110R
R5	24R
R6	6R8
Capacitors	
C1	680uF 25V electrolytic
C2,3	100nF polyester (C280 series)
C4	2u2 polyester (C280 series)
Semiconductors	
IC1	78L05 (5V, 100 mA) regulator
IC2	ZN1034E
Q1	BFY51
Q2	TIP41A
D1,2	1N4001
D3,4,5	TIL220 (0.2 in. red LED)
D6,7,8,9	1N4148
Miscellaneous	
SW1	3 way, 4-pole rotary regulator
T1	Standard; 9-0-9 volt, 500 mA secondaries
PP3 connector, case. PCB control knob, panel holders for LEDs, finned heatsink for Q2, mains lead, wire, solder, etc.	

Construction

The prototype was built in to an inexpensive aluminium case measuring 133 x 102 x 64mm, but any metal case of similar dimensions should do. SW1 is mounted on the left side of the front panel, with D3, D4 and D5 fitted in panel holders on the right. Use large (0.2in.) LEDs and also three LEDs of exactly the same type (not different colours) or, due to differing LED voltages, one or two of the indicators may not work. *[The design is a little unusual in that it allows the LEDs to draw so much current — 60 mA each, in the 'C' position — however, no problems arose during repeated tests in our workshop. Ed.]*

A soldertag should be fitted to one mounting of T1 in order to provide a chassis connection point for the mains earth lead. Be sure to use a three-core mains lead and earth the case securely. Drill two holes in the rear panel, one for the output lead and one for the mains cable, and fit them with grommets to protect the cables.

The output connector is an ordinary PP3


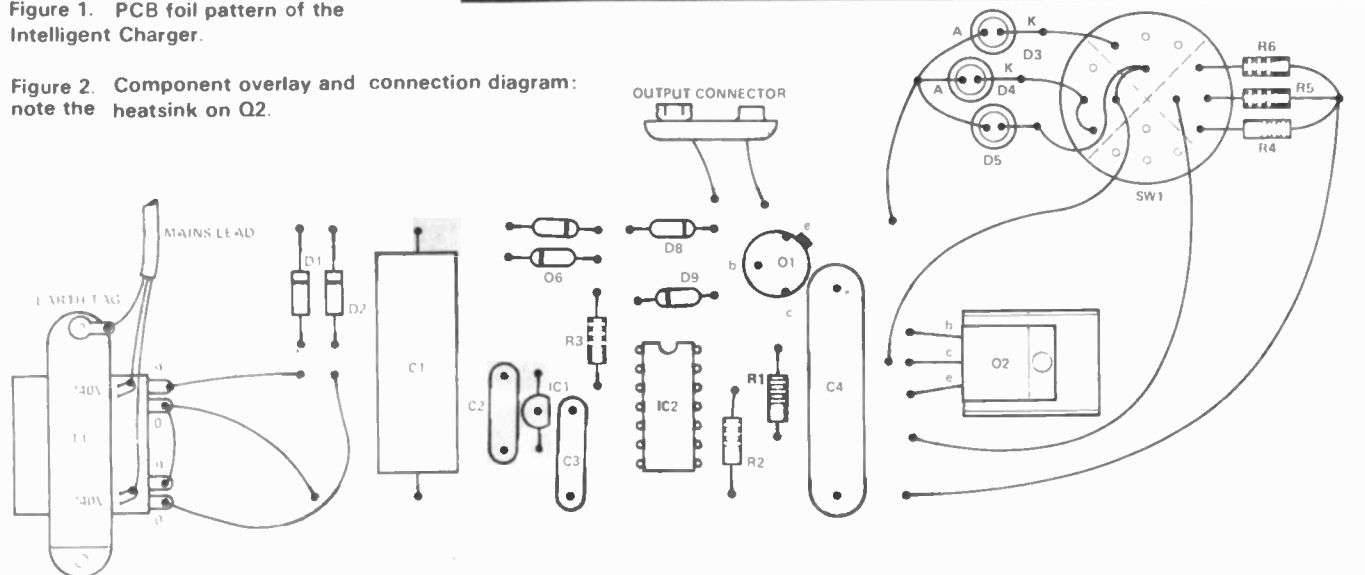


Figure 1. PCB foil pattern of the Intelligent Charger.

Figure 2. Component overlay and connection diagram: note the heatsink on Q2.



There should be no problems in obtaining the components for this project. Total cost, including case and heatsink, should be about £12.

battery connector — remember to thread the leads through the hole in the rear panel before soldering them in place!

Finally, connect the mains lead, and give the wiring a thorough check before switching on.

HE

THREE FOR FREE FROM GSC



Electronics by Numbers
Projects No 10, No 11, No 12

Available from selected stockists ELECTRONICS BY NUMBERS

No. 10 SOIL MOISTURE TESTER

No more wilting houseplants with this soil moisture test. Just place the probes into the soil and it will light up to tell you whether the soil is "too wet" or "too dry". You don't even need green fingers.

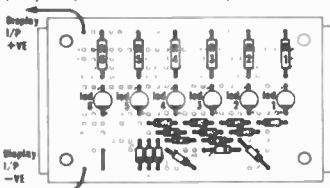
No. 11 DIGITAL ROULETTE

The suspense and excitement of the casino in your own home. Just press the button, the circle of lights go round and there is the sound of the roulette wheel as well, both gradually slowing down to reveal the winning number.

No. 12 EGG TIMER

How do you like your eggs done, hard or soft, just set the timer and it will sound when the egg is done to your liking. Long battery life because it switches itself off automatically. So get cracking now!

Want to get started on building exciting projects, but don't know how? Now using EXPERIMENTOR BREADBOARDS and following the instructions in our FREE 'Electronics By Numbers' leaflets, ANYBODY can build electronic projects. For example, take one of our earlier projects, a L.E.D. Bar Graph;



You will need: One EXP 300 or EXP 350 breadboard 15 silicon diodes 6 resistors 6 Light Emitting Diodes
Just look at the diagram, Select R1, plug it into the lettered and numbered holes on the EXPERIMENTOR BREADBOARD, do the same with all the other components, connect to the battery, and your project's finished. All you have to do is follow the large, clear layouts on the 'Electronics by Numbers' leaflets, and ANYBODY can build a perfect working project.

For full detailed instructions and layouts of Projects 10, 11 and 12, simply take the coupon to your nearest GSC stockist, or send direct to us, and you will receive the latest 'ELECTRONICS BY NUMBERS' leaflet.

If you have missed projects, 1, 2 and 3, or 4, 5 and 6, or 7, 8 and 9, please tick the appropriate box in the coupon.


PROTO-BOARDS

The ultimate in breadboards for the minimum of cost. Two easily assembled kits.



PB6 Kit, 630 contacts, four 5-way binding posts accepts up to six 14-pin Dips.

PROTO-BOARD 6 KIT £9.20



PB 100 Kit complete with 760 contacts accepts up to ten 14-pin Dips, with two binding posts and sturdy base. Large capacity with Kit economy

PROTO-BOARD 100 KIT £11.80

EXPERIMENTOR BREADBOARDS

No soldering modular breadboards, simply plug components in and out of letter number identified nickel silver contact holes. Start small and simply snap lock boards together to build a breadboard of any size

All EXP Breadboards have two bus bars as an integral part of the board, if you need more than 2 buses simply snap on 4 more bus bars with the aid of an EXP 4B

EXP 325 £1.60 The ideal breadboard for 1 chip circuits. Accepts 8, 14, 16 and up to 22 pin ICs. Has 130 contact points including two 10 point bus bars



EXP 350 £3.15 Specially designed for working with up to 40 pin ICs perfect for 3 & 14 pin ICs. Has 270 contact points including two 20 point bus bars



EXP 300 £5.75 The most widely bought bread board in the UK. With 550 contact points, two 40 point bus bars, the EXP 300 will accept any size IC and up to 6 x 14 pin DIPS. Use this breadboard with Adventures in Microelectronics




EXP 600 £6.30 Most MICROPROCESSOR projects in magazines and educational books are built on the EXP 600



EXP 650 £3.60 Has .6" centre spacing so is perfect for MICROPROCESSOR applications



EXP 4B £2.30 Four more bus bars in "snap on" unit



The above prices are exclusive of P&P and 15% VAT

THE GSC 24 HOUR SERVICE TELEPHONE (0799) 21682

With your Access, American Express, Barclaycard number and your order will be in the post immediately
GLOBAL SPECIALTIES CORPORATION



G.S.C. (UK) Ltd, Dept. 5T
Unit 1, Shire Hill Industrial Estate,
Saffron Walden, Essex CB11 3AQ.
Tel: Saffron Walden (0799) 21682
Telex: 817477

IT'S EASY WITH G.S.C.

TO RECEIVE YOUR FREE COPY OF PROJECTS 10, 11 and 12

Just clip the coupon

Give us your name and full postal address (in block capitals). Enclose cheque, postal order or credit card number and expiry date, indicating in the appropriate box(es) the breadboard(s) you require.

For immediate action

The GSC 24 hour, 5 day a week service. Telephone (0799) 21682 and give us your Access, American Express or Barclaycard number and your order will be in the post immediately.

EXPERIMENTOR BREADBOARDS	CONTACT	IC CAPACITY 14 PIN DIP	UNIT PRICE INC P&P & 15% VAT	Qty req
EXP 325	130	1	£ 2.70	
EXP 350	270	3	£ 4.48	
EXP 300	550	6	£ 7.76	
EXP 600			£ 8.39	
EXP 650	270	use with 0.6 pitch Dip's Strip Bus Bar	£ 5.00	
EXP 4B	Four 40 Point Bus Bars		£ 3.50	

PROTO BOARDS	CONTACT	IC CAPACITY 14 PIN DIP	UNIT PRICE INC P&P & 15% VAT	Qty req
PB6	630	6	£11.73	
PB100	760	10	£14.72	

NAME

ADDRESS

I enclose cheque/P.O. for £.....
Debit my Barclaycard, Access,

American Express card No.

Expiry date

If you missed project No's 1 to 9 tick box.

For Free catalogue tick box

G.S.C. (UK) Ltd., Dept 14TT Unit 1, Shire Hill Estate, Saffron Walden, Essex CB11 3AQ.
Tel: Saffron Walden (0799) 21682. Telex: 817477.

GREENWELD

443F Millbrook Road, Southampton, SO1 0HX

All prices include VAT @ 15% — just add 40p post

AMAZING! COMPUTER GAMES PCBs FOR PEANUTS!!

A bulk purchase of PCBs from several well-known computer games including Battleships, Simon, Logic 5 and Starbird enable us to offer these at incredible low prices:

STARBIRD

Gives realistic engine sounds and flashing laser blasts — accelerating engine noise when module is pointed up, decelerating noise when pointed down. Press contact to see flash and hear blast of lasers shooting. PCB tested and working complete with speaker and batt clip. (needs PP3). PCB size 130 x 60mm. Only £2.95

COMPUTER BATTLESHIPS

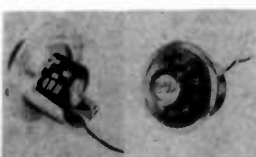
Probably one of the most popular electronic games on the market. Unfortunately the design makes it impractical to test the PCB as a working model, although it may well function perfectly. Instead we have tested the sound chip, and sell the board for its component value: SN76477 sound IC; TMS1000 u-processor; batt clips, R's, C's etc. Size 160 x 140mm. Only £1.50. Instruction book and circuit 30p extra

LOGIC 5

The object is to find the number held in the memory with as few entries as possible. PCB contains u-processor chip and 10 LEDs, and is linked to a membrane type keyboard. Overlay for keys and instruction provided. PCB sizes: 95 x 80 & 85 x 70mm. Supplied tested and working — PP3 required. Only £2.50

MICROVISION CARTRIDGES

These are a small PCB with a microprocessor chip, designed to plug in to the microvision console. Only snag is, we don't have any consoles! However, they can be used as an oscillator with 4 different freq. outputs simply by connecting a battery and speaker. Tested and working (as an osc) with pin out data. PCB size 72 x 60mm. ONLY 25c each!!



ELECTRO-DIAL

Electrical combination lock — for maximum security — pick proof. 1 million combinations! Dial is turned to the right to one number, left to a second number, then right again to a third number. Only when this has been completed in the correct sequence will the electrical contacts close these can be used to operate a relay or solenoid. Overall dia. 65 x 60mm deep Only £9.95

DEVELOPMENT PACKS

These packs of brand new top quality components are designed to give the constructor a complete range so the right value is to hand whenever required. They also give a substantial saving over buying individual parts.

K001 50V ceramic plate capacitors, 5%, 10 of each value 22pF to 1,000pF, total 210. £4.80.
K002 Extended range 22pF to 0.1. Values over 1000pF are of a greater tolerance. 10 of each value 22 27 33 39 47 56 68 82 100 120 150 180 220 270 330 390 470 560 680 820 1000 1500 2200 3300 4700 6800. 01 015 022 033 047.1. PRICE: £7.88.

K003 C280 or similar Polyester capacitors, 10 each of the following: 01, 015, 022, 033, 047, 068, 1, 15, 22, 33 and 47uF. PRICE: £5.40.

K004 Mylar capacitors. Small size, vertical mounting 100V, 10 each of the following: .001, .0012, .0015, .0018, .0022, .0027, .0033, .0039, .0047, .0056, .0068, .0082, .01 Total 130 capacitors. PRICE: £4.70.

K007 Electrolytic capacitors 25V working small physical size axial or radial leads, 10 each of the following: 1, 2.2, 4.7, 10, 22, 47, 100uF. Total 70 capacitors. PRICE: £3.99.
K008 Extended range, as above, also including 220, 470 and 1000uF all at 25V. Total of 100 capacitors. PRICE: £8.36.

K021 CR25 resistors or similar, miniature 1/4 watt carbon film 5%, as used in nearly all projects, 10 of each value from 10 ohms to 1M, E12 series. Total 610 resistors. PRICE: £5.95.

K041 Zener diodes 400mW 5%, 10 of each of all the values from 2V7 to 36V. Total 280 zeners. PRICE: £19.95.
K051 LEDs — pack of 60, comprising 10 each red, green and yellow 3mm and 5mm, together with clips. PRICE: £8.95.

CAPACITOR BARGAINS

2200uF 100V cans 77 x 35mm dia 75p, 10/£5.50.
220uF 10V axial 5p; 100 £2.30; 1000 £16.
400 + 100uF 275V 102 x 44mm dia 75p; 10 £5.40.
200uF 350V, 100 + 100 + 50uF 300V can 75 x 44mm dia 40p; 10/£3; 100/£20.
100uF 25V axial 100/£3.

1N4002 DIODES

Lowest ever price!! — full spec by Motorola. Pre-formed leads for horiz. mntg, 10mm pitch, 100V 1A rating, 100 £1.75; 500 £7.50, 1k £14.5k £65.

TOROIDAL TRANSFORMER

110mm dia. x 40mm deep, 110/240V pri., sec. 18V 4A, 6.3V 1A, 240V 0.3A. Ideal for scopes, monitors, VOUs etc. Reduced to £6.95

1,000 RESISTORS, £2.50

We've just purchased another 5 million preformed resistors, and can make a similar offer to that made two years ago, at the same price!! K523 1,000 mixed 1/4 and 1/2W 5% carbon film resistors, preformed for PCB mntg. Enormous range of preferred values, 1,000 for £2.50; 5,000 £10; 20k £36.

200 ELECTROLYTICS, £4

K524 Large variety of values/voltages, mostly cropped leads for PCB mntg, 1,000uF, 10-63V. All new full spec components, not chuck-outs!! 200 £4; 1,000 £17.50.

CHEAP CHIPS

76477 Sound IC £1.25
2102A RAM 8 for £3
MK4027 shift reg. 8 for £1.00
uA78MG + volt reg £2.00
uA78MG — volt reg £2.00

FILAMENT DISPLAYS

Z653 7 seg display 12.5mm high. Ideal for TTL operation, taking 5V 8mA per seg. Std 14 DIL package. Only £1 each, 4 for £3.00. Data supplied.

RELAY

24 ac coil, but works well on 6V DC. 2 x 10A, c/o contacts Ex-equip. only £60p

OPTO/REGS/OP-AMPS

FNA5220 2 digit 1/2" 7-seg. display on PCB. CC. With data, £1.50.
7-seg. displays: FND360, 367, 501, all 50p; 530, 847, 850, all £1.50.
Regs: T03 case: 7924 120p, 7885 100p, 7808 100p, 7912 100p, 78CB 230p. Others on B/L 13 Op-Amps: uA4136 130p; uA776 145p; uA777 300p; uA318 245p.
Isolators: FCD831, IL15, TIL118, all 60p.
TIL311 Hexadecimal display with decoder, 0-9 and A-F. With data, £5.50.

COMPONENT PACKS

K503 150 wirewound resistors from 1W to 2W with a good range of values. £1.75
K505 20 assorted potentiometers, all types including single ganged, rotary and slider. £1.70
K511 200 small value poly. mica, ceramic caps from a few pF to .02uF. Excellent variety £1.20
K514 100 silver mica caps from 50p to a few thousand pF. Tolerances 1%, 5%, 10%. £2
K520 Switch Pack, 20 different, rocker, slide, rotary, toggle, push, micro, etc. Only £2.
K521 Heatshrink Pack, 5 different sizes each 200mm, 50p

PANELS

Z521 Panel with 16236 (2N3442) on small heatsink, 2N2223 dual transistor, 2 BC108, diodes, caps, resistors, etc. 60p
Z482 Potted Oscillator Module works from 1.20V, can be used as LED flasher (3V min.). Supplied with connection data, suitable R, C & LED. £1
Z527 Reed relay panel — contains 2 x 6V reeds, 6 x 2S030 or 2S230, 6 x 400V reeds. 50p
Z529 Pack of ex-computer panels containing 74 series ICs. Lots of different gates and complex logic. All ICs are marked with type no. or code for which an identification sheet is supplied. 20 ICs at 100 ICs £4.
A504 Black case 50 x 50 x 78mm with octal base. PCB inside has 24V reed relay, 200V 7A SCR, 4 x 5A 200V reeds, etc. 60p

RELAY/TRIAC PANEL

Z537 PCB 100 x 75mm containing a wealth of components:
2 x 12V OPCD min. relays, 2 x 47uF 16V tanis, SC146E 10A 500V triac, C112d 8A 400V SCR, 565 timer, 10 x 1N4001 diodes, 2N5061, 2 x 3mm leads 3 x 2N3704, also R's and C's.
Amazing value!! — if bought separately parts would cost around £8!! — Price for the panel just £2.00.

1W AMP PANELS

A011 Compact audio amp intended for record player on panel 95 x 65mm including vol control and switch, complete with knobs. Apart from amp circuitry built around LM380N or TBA820M, there is a speed control circuit using 5 transistors, 5V operation, connection data supplied. ONLY £1.50.

VU METERS

V006 Very attractive 55 x 48mm scaled 20 to -5dB 250uA movement. Only £1.75 or £3 pr.

VEROBLOC BREADBOARD

New from Vero, this versatile aid for building and testing circuits can accommodate any size of IC. Blocs can be joined together. Bus strips on X & Y axis total 360 connexion points for just £4.15.

REGULATED PSU PANEL

Exclusive Greenweld design, fully variable 0-28V & 20mA-2A. Board contains all components except pots and transformer. Only £7.75. Suitable transformer and pots £6. Send SAE for fuller details.

WHY AN ILP MOSFET POWER AMP?

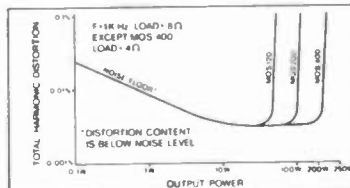
Because ILP MOSFET power amps give you ultra-fi performance without costing big money. Performance you thought you couldn't afford at a price you know you can.



All ILP modules are compatible with each other — you'll find many more in other ILP ads in this magazine. Choose ILP MOSFET power amps when you need the fastest possible slew rate, low distortion at high frequencies, better thermal stability. MOSFET power amps work with complex loads without difficulty and without crossover distortion. Connection is simple — via 5 pins. With other ILP modules you can create almost any audio system, whatever your age or experience.

ILP MOSFET power amps are now available with integral heatsink (no extra heatsink required), or ready for mounting on to your own heatsink or chassis. Full dissipation detail on data sheet, available on request. Each carries a 5 year no quibble guarantee and comes with full connection data.

Send your order FREEPOST today on the coupon at the foot of this ad.



Load impedance, all models, 4 ohm — infinity
Input impedance, all models 100k ohm
Input sensitivity, all models, 500 mV
Frequency response, all models 15Hz-50kHz-3db

MOSFET Ultra-Fi, with heatsinks

Model No	Output power Watts rms	DISTORTION THD Typ at 1kHz	I M D 50Hz/7kHz 4:1	Supply voltage Typ/Max	Size mm	Wt gms	Price inc VAT	Price ex VAT
MOS 120	60W/4-8Ω	<0.005%	<0.006%	+45+50	120 x 78 x 40	420	£29.76	£25.88
MOS 200	120W/4-8Ω	<0.005%	<0.006%	+55+60	120 x 78 x 80	850	£38.48	£33.46
MOS 400	240W/4Ω	<0.005%	<0.006%	+55+60	120 x 78 x 100	1025	£52.20	£45.99

MOSFET Ultra-Fi without heatsinks

Model No	Output power Watts rms	DISTORTION THD Typ at 1kHz	I M D 50Hz/7kHz 4:1	Supply voltage Typ/Max	Size mm	Wt gms	Price inc VAT	Price ex VAT
MOS 120P	60W/4-8Ω	<0.005%	<0.006%	+45+50	120 x 26 x 40	215	£26.82	£23.32
MOS 200P	120W/4-8Ω	<0.005%	<0.006%	+55+60	120 x 26 x 80	420	£32.81	£28.53
MOS 400P	240W/4Ω	<0.005%	<0.006%	+55+60	120 x 26 x 100	525	£44.75	£38.91

Protection:

Able to cope with complex loads, without the need for very special protection circuitry (fuses will suffice).

Ultra-fi specifications:

Slew rate 20V/μs. Rise time 3μs. S/N ratio 100db. Frequency response (-3dB) 15Hz-100kHz. Input sensitivity 500mVrms. Input impedance 100k. Damping factor (8Ω/100Hz) >400.

How to order Freepost:

Use this coupon, or a separate sheet of paper, to order these products, or any products from other ILP Electronics advertisements. No stamp is needed if you address to Freepost. Cheques and postal orders must be crossed and payable to ILP Electronics Ltd; cash must be registered. C.O.D. — add £1 to total order value. Access and Barclaycard welcome. All UK orders sent post free within 7 days of receipt of order.

Please send me the following ILP modules

Total purchase price

I enclose Cheque Postal Orders Int. Money Order

Please debit my Access / Barclaycard No.


Name

Address

Signature

Total value

Post to: ILP Electronics Ltd, Freepost 2, Graham Bell House, Roper Close, Canterbury CT2 7EP, Kent, England. Telephone (0227) 54778. Technical (0227) 64723. Telex 965780.



ILP ELECTRONICS LTD

HE 3/1

STAY AHEAD. STAY WITH US

1981 INDEX

PROJECTS

Title	Month	Page
Audio Millivoltmeter	May	67
Audio Signal Generator	Feb	36
Baby Alarm	Oct	39
Background Noise Simulator	Feb	42
Bench Amplifier	Jan	37
Bicycle Speedometer	Mar	37
Car Cassette Power Supply	Dec	49
Car Rev Counter	Jan	27
Chuffer	Jan	54
Combination Lock	Oct	21
Continuity Tester	Jun	20
'Diana' Metal Detector	Sep	10
Digital Speedo (2)	Jan	42
Direct Reading Frequency Meter	Nov	38
Doorbell Monitor	Apr	32
Doorchime	Dec	66
Doorphone	Oct	10
Drum Synthesiser	Dec	18
Electronic Doorbuzzer	Jul	42
Electronic Ignition	Aug	10
Electronic Organ (1)	May	11
Electronic Organ (2)	Jun	43
Electronic Organ (3)	Jul	20
Electronic Organ (4)	Aug	42
Envelope Generator	Jun	51
Fire Detector	Nov	37
Flashmeter	Nov	35
Graphic Equaliser	Dec	10
Guitar Fuzz Box	Mar	54
Guitar Tremolo	Apr	39
Heartbeat Monitor	Feb	13
High Impedance Voltmeter	Feb	26
Infra-Red Remote Controller (1)	May	49
Infra-Red Remote Controller (2)	Jun	60
Led VU Meter	Nov	30
Light Beam Telephone	Nov	10
Low Power Pilot Light	Sep	21
Mains Adaptor	Sep	42
Metronome	Nov	61
Medium Wave Radio	Sep	56
Nicad Charger	Jan	50
Pedalboard Organ	Dec	32
Photographic Timer	Mar	58
Power Amplifier (1)	Jun	10
Power Amplifier (2)	Jul	49
Preamplifier (1)	Apr	11
Preamplifier (2)	May	59
Public Address Amplifier	Mar	13
Reaction Tester Game	Sep	58
RPM Meter	Aug	52
Russian Roulette Game	Apr	46
Scratch Filter	Nov	19
Short Wave Receiver	Sep	52
Sound-into-Light Module	Jan	11
Steam Loco Whistle	Mar	33
Super Siren	Apr	25
Super-Regenerative VHF Receiver	Nov	40
Telephone Bell Repeater	Oct	56
Thermometer	Aug	23
Touch Lamp	Oct	51
Ticking Egg-timer	Nov	39
Treble Booster	Jul	59

Title	Month	Page
Two-Tone Train Horn	Feb	48
Ultrasound Burglar Alarm	Jul	11
Variable Bench Power Supply	Aug	58
Voice Operated Switch	May	24
Windscreen Washer Alarm	Apr	53
Windscreen Wiper Controller	Mar	30

QUICK PROJECTS

Title	Month	Page
Audio Mixer	Jun	58
Car Lights Delay	Sep	38
Electronic Metronome	Jul	55
Guitar Headphone Amp	Dec	27
Light/Water Alarm	Sep	28
Seven-Segment Display	Oct	45
Simple Stylus Organ	Nov	58
Substitution Boxes	Nov	26
Two-Down-One	May	33

SHORT CIRCUITS

Title	Month	Page
Diode-Transistor Tester	Mar	46
Direct Reading Ohmmeter	Apr	45
Suppressor Tester	Feb	30

FEATURES

Title	Month	Page
Aerials	Oct	15
Anatomy of a Space Shuttle	Apr	16
Beginnings of Real TV (The)	Mar	18
Car Electronics	Dec	14
Dictation Machines	Nov	54
Digits on Display	Nov	14
Electronic Aids for the Disabled	Jul	15
Electronics in Diagnostic Medicine	Sep	15
Electronics in Musical Instruments	May	18
How a TV Receiver Works	Dec	61
How to Use An Oscilloscope	Jun	15
Models Galore at Sandown	Aug	20
Move Towards Microcassettes	Mar	10
Oscilloscope (The)	Feb	18
Radio (1)	Jun	24
Radio (2)	Jul	26
Substi-Tutorial	May	28
Top Ten Electronic Games	Jan	19
UOSAT Report	Aug	56
UOSAT Report	Oct	59

SERIALS

Title	Month	Page
Into Electronic Components		
Part 1	Aug	47
Part 2	Sep	46
Part 3	Oct	46
Part 4	Nov	48
Part 5	Dec	52

READER'S SURVEY

Once again the January issue rolls around and it's time to ask Hobby readers what they think of our efforts over the past year. Not only does this give us the chance to collect lots of stamps, but it means we can try to please more of our readership more of the time by giving *you* what you want — as far as possible, that is.

By filling in the questionnaire overleaf you'll be helping us to plan Hobby in the months to come. If you feel moved to take up pen and postage stamp, then remember we appreciate honest comments. Philately will get you nowhere.

FOLD HERE

POSTAGE
STAMP
REQUIRED

**HOBBY SURVEY,
ARGUS SPECIALIST PUBLICATIONS LTD,
145 CHARING CROSS ROAD,
LONDON WC2H 0EE**

FOLD HERE

Surveys *do* make a difference — last year about 90% of you told us to put it in the centre pages, so we have. So that we don't have to cope with everything from staples to Sellotape and sealing wax, we've made things a little easier this year. Simply fold along the dotted lines, and tuck the small bit into the big bit!

1) Please rate the following articles on a scale of 1 (awful) to 9 (brilliant). If you didn't read the feature, please score 0.

	SCORE	READ FULLY	SCANNED OVER	COMMENTS?
GRAPHIC EQUALISER				
AUDIO SIGNAL GENERATOR				
MEDIUM WAVE RADIO				
GUITAR FUZZ BOX				
POWER/PREAMPLIFIER				
CAR ELECTRONICS				
RADIO 1/2				
HOW TO USE AN OSCILLOSCOPE				
ELECTRONICS IN MEDICINE				
UOSAT REPORTS				
MONITOR				
GADGETS, GAMES AND KITS				
O LEVEL Q AND A				
FAMOUS NAMES				

Asterisk the best single feature in your estimation. In addition please make any comments you would like to in the space provided. (Go on — don't be shy!)

ISSUE ISSUES

- 2) Do you consider yourself a regular reader?
 If yes — how long?
 Six months or less/1 year/2 years/3 years/longer. Yes/No
- 3) If you've been a reader for longer than a year, how does Hobby compare now with Hobby a year ago? Circle appropriate comment.
- | | | | | | |
|-------------|-----------------|--------------|----------------|------------|------------|
| Much better | Slightly better | No different | Slightly worse | Much worse | Oh my God! |
|-------------|-----------------|--------------|----------------|------------|------------|
- 4) How long do you keep your past copies of Hobby?
 1 month 3 months 6 months 1 year longer
- 5) How did you become a reader of Hobby?
 By accident Friend's copy Impulse buy Advertisement Other (please specify)
- 6) How many people read your copy?
- PROJECTS**
- 7) Have you ever built a project from Hobby?
 If yes, which did you construct in the last year — please list
- 1.
 - 2.
 - 3.
 - 4.
 - 5.
 - 6.

VIDEO

26) Do you own or rent a videocassette recorder? Yes/No

27) If not, do you intend owning or renting a VCR within the next year? Yes/No

HOME COMPUTING

28) Do you own a home computer or microprocessor system? Yes/No

29) If yes, which one?

CB

30) Do you own a CB radio? Yes/No

31) If not, do you intend to buy a CB radio within the next year? Yes/No

READER PROFILE

These are personal questions which you may find objectionable. Please feel free to tell us to mind our business in that case. Answering them would help us greatly, however, and your co-operation would be appreciated. All info treated strictly as statistics and in confidence.

32) How old are you?

33) Sex (Male/Female/Undecided) Married/Single

34) What is your marital status? £

35) Total annual income (if in full time employment)

36) What is your job title?

37) Do you work in the electronics industry? Yes/No

38) Do you authorise/recommend the purchase of electronic equipment/components? Yes/No

39) Do you hold any of these credit cards?
 Barclaycard Access American Express

40) To what level were you in full time education?
 CSE 'O' Level 'A' Level ONC HNC Degree

41) Are you a home owner? Yes/No

42) Are you a car owner? Yes/No

43) What do you like about Hobby?

44) and dislike?

45) Any suggestions for improvement?

46) Any comments to make? (Please include separate sheet if necessary!)

8) Are there any you intend to build from this issue?
If yes, which?

Yes/No

9) Is there anything you would especially like to see as a project in Hobby?
Please specify.

Yes/No

10) In general, if there is a kit available for a project would you purchase that rather than assembling the components yourself?
Yes/No

11) Do you construct using PCBs?
If yes, do you etch your own?
Yes/No

12) In general again, do projects constructed from Hobby work first time?
Yes/No

13) Which of Hobby's special offers did you purchase in the past year?

Is there anything you'd like to see appear as an offer in Hobby?
If yes, please specify

Yes/No

14) Have you ever bought any goods from Hobby through mail order?
If yes, how was the service you received?
Good Fair OK Poor Bad Atrocious

Yes/No

Any problems? (Please specify below)

ADVERTISING

15) Do you read advertisements in Hobby?
Frequently Occasionally Never

16) Do you find the advertisements in Hobby useful when purchasing goods?
Yes No Neither

17) Have you ever purchased goods from mail order advertisements in Hobby?

Yes/No

18) If so:-

(a) Approx. how many times in the last year have you ordered goods from a mail order company?
(b) How many mail order companies have you used during that period?

19) Approx. how much have you spent on electronics in the last year? £

20) Approx. how much of this amount was spent as a direct result of seeing an advertisement in Hobby? £

21) Approx. how much do you plan to spend on electronics in 1982? £

AUDIO

22) Do you own a stereo system? Yes/No

23) If yes, how much did your present system cost? £

24) Approx. how much do you plan to spend on audio equipment in 1982? £

25) Please list your present system _____

47) The competition. (Otherwise known as the Bad Guys!)

On an arbitrary scale of 100 with Hobby scoring 50, please rate the competition against us.

	REGULAR	READ SOMETIMES	USED TO	NEVER	RATING
WIRELESS WORLD					
PRACTICAL WIRELESS					
PRACTICAL ELECTRONICS					
ELEKTOR					
EVERYDAY ELECTRONICS					
CITIZENS' BAND					
CB RADIO					
CB WORLD					
ELECTRONICS AND MUSIC MAKER					
RADIO AND ELECTRONICS WORLD					
ELECTRONICS AND COMPUTING					
PRACTICAL COMPUTING					
COMPUTER PRINTOUT					
PERSONAL COMPUTER WORLD					
COMPUTING TODAY					
COMPUTER AND VIDEO GAMES					
TELEVISION					
WHICH VIDEO					
VIDEO TODAY					
WHAT VIDEO					
VIDEO REVIEW					
HI-FI ANSWERS					
WHAT HI-FI?					
PRACTICAL HI-FI					
HI-FI FOR PLEASURE					
HI-FI NEWS					
HOBBY					50


Thank you for your time and patience!

Name _____

Address _____

A Candid Picture of Clever Dick
before he got smart and opened

CLEVER DICK'S BINDER BOUTIQUE



Now his copies are always to hand,
safe in a

Hobby Binder

Let CD solve your binding problems

He won't give them away — well, hardly ever —
but he will sell you one
(he claims we don't pay him enough, the ungrateful wretch)

DON'T CUT THE COUPON!

Return the two centre pages,
not forgetting to fill out our

1982 Reader Survey.

Clever Dick's Hobby Binders

For the man who needs protection.

Clever Dick's Hobby Binders cost **£3.95** each
for UK residents including postage, packing and VAT.

For overseas orders add 30p.

Send the completed coupon
together with your remittance to:

Hobby Binders

Argus Specialist Publications Ltd.

145 Charing Cross Rd, London WC2H 0EE

Please allow three-four weeks for fulfillment of order.

ORDER FORM

Please send me Hobby Binders
I enclose cheque/postal order for

£

I wish to pay by Access/Barclaycard. Please debit my account.

Signed

Name

Address

Title	Month	Page	Title	Month	Page
Famous Names			'O' Level Q&A	Jan	32
Edwin Armstrong	Nov	23		Feb	32
Karl Ferdinand Braun	Oct	25		Mar	48
A.A. Campbell-Swinton	Dec	26		Apr	49
Michael Faraday	Apr	35		May	53
Oliver Heaviside	Sep	26		Jun	47
Joseph Henry	Aug	26		Jul	45
Heinrich Rudolph Hertz	Jun	56			
James Clark Maxwell	May	63			
Into Digital Electronics	Jan	45			
	Feb	51			
	Mar	43			

OCCASIONAL SERIES

Title	Month	Page
Synthesizer Secrets	Oct	53
	Nov	28
	Dec	29
What's In A Name/Tech Terms		
Loudspeakers	Jan	25
Microphones	Feb	29
Pressure Sensors	Mar	53
The Hall Effect	Sep	23
Membrane Switches	Oct	27
Gadgets, Games and Kits	May	35
	Jun	31
	Jul	31
	Aug	31
	Sep	31
	Oct	31
	Dec	35

REGULARS

Title	Month	Page	Month	Page
Clever Dick	Jan	16	Feb	25
	Mar	41	Apr	57
	May	57	Jun	55
	Jul	53	Aug	29
	Sep	41	Oct	26
	Nov	46	Dec	58
Your Letters	May	47	Jun	47
	Jul	56	Aug	55
	Sep	55	Oct	55
	Nov	21	Dec	22
Building Site	Jan	39	Feb	45
	Mar	27	Apr	29
	May	43	Jun	39
	Jul	39	Aug	39
	Sep	39	Oct	41
	Nov	33	Dec	43
Breaker One-Four	Jan	61	Feb	61
	Mar	61	Apr	61
	May	71	Jun	62
	Sep	62	Dec	69

Now for the next big date in the CB calendar...

MARCH 19-21 1982 — ROYAL HORTICULTURAL HALLS LONDON

**LARGER HALL
— BIGGER AND
BETTER SHOW**

CB
Citizens' Band

Britain's Leading CB Monthly

PRESENTS THE

1982 National Citizens' Band Show!

TRADE/PRESS PREVIEW — MANUFACTURERS — IMPORTERS — WHOLESALE
— RETAIL — ACCESSORIES — PUBLICATIONS

Advance details, floor plans and booking forms are now available. There are some very special terms for 'early bird' company's who reserve their stands — quickly! This is your chance to display, demonstrate and **Sell** your products to the national CB audience both trade and public.

FULL DETAILS PHONE OR SEND COUPON TO: **ROY PERRYMENT Citizens Band**
01-437-1002

Return to: Roy Perryment — Advertisement Manager —
Citizens Band Magazine, 145 Charing Cross Rd, London
WC2H 0EE. Please send all available show information to:

M.....

Messrs.....

.....

.....

Tel:

Our products are:

INTRUDER CONFUSER

The simplest security system imaginable.

THIS OSTENTATIOUS DEVICE is intended to puzzle a would-be intruder or other unwanted visitor, and make him decide that it is safer, after all, to leave your premises untouched and try elsewhere.

All it does, actually, is to flash the LED steadily, day and night, and *pretend* to be something complicated, such as an infra-red beam projector. The case has a dummy barrel on the outside through which infra-red rays *might* be seen emerging, if you *could* see infra-red rays. On the other side of the room you can place a reflector, as if deflecting the beam to a receiver. The purpose of the flashing LED is to attract attention to the device. Simple, innit? Dead cunning!

Preferably, it is placed just inside a window so that it can be seen by the intruder before he tries to break in. This device is akin in spirit to those objects, seen in department stores, that look like flying saucers and *could* be TV cameras scanning the shoppers, but *probably* are not. Like the Confuser, they are an effective deterrent, yet cost much less than the real thing.


In some ways the Confuser is better than a real alarm system. For one thing it doesn't give false alarms (nobody pays the slightest attention to them anyway). On the other hand a few Confusers around the place will suggest that an alarm system really is in action, or if you have genuine system you can

advertise the fact by installing a few Confusers as window dressing. Finally, there is the deadly "wild goose bluff". It works like this: The burglar notices the Confuser, thinks it *might* be an infra-red system, steps carefully over the imagined beam — straight on to a carefully positioned pressure-mat!

Construction

The circuit is assembled on a piece of strip-board as shown in Figure 2 and mounted inside a small case. It is advisable to purchase a case for this project rather than use the legendary tobacco-tin; a professional appearance makes the deception more likely to succeed. Building the circuit presents no problems. The leads of the LED are bent and it is mounted to protrude through the hole in the lid. If the LED doesn't light you have probably soldered it the wrong way round! Apart from this, the circuit should work immediately the battery is connected. The simplest way of making contact to the cell is by solder-tags; these are held against the terminals by a wide rubber band while the battery itself is held by a 'sticky fixer' or 'Blu-tak'.

The device should look as if it projects infra-red rays — or perhaps some hitherto unknown type of radiation! The barrel used for the prototype was the casing of a coaxial plug and it looked



suitably imposing, but any suitable scrap item that is to hand will do the trick. The Confuser should be positioned so that it is "beaming" rays across a region of the room. Do not, for example, place it on the sill pointing at a potted plant! Also, it should be placed so that it *could* have wires leading to it, wires which are, of course, invisible from outside.

How It Works

The circuit is extremely simple, using only 3 components. It is based on the LM3909 LED flasher, a versatile low-cost integrated circuit. When connected as shown in Figure 1, the LED emits a bright flash of light about once a second. The "C"-sized dry cell lasts at least 7 months, running continuously. There is little point in fitting a switch. The device is quick to build and costs little, making it feasible to have three or four to be set at strategic points about the house.

Parts List

SEMICONDUCTORS

IC1 LM3909 LED flasher
LED1 0.2" LED, any colour but red is the most 'threatening'

CAPICATORS

C1 470u, 10V electrolytic

MISCELLANEOUS

0.1" matrix board, 24 strip x 22 hole
LED panel clip
2 x terminal pins
Case, 62mm x 78mm x 37mm
Rubber band and 'Blu-Tak'
Wire, solder
Coax plug or round scrap object
2 x solder tags
1 x C-size battery

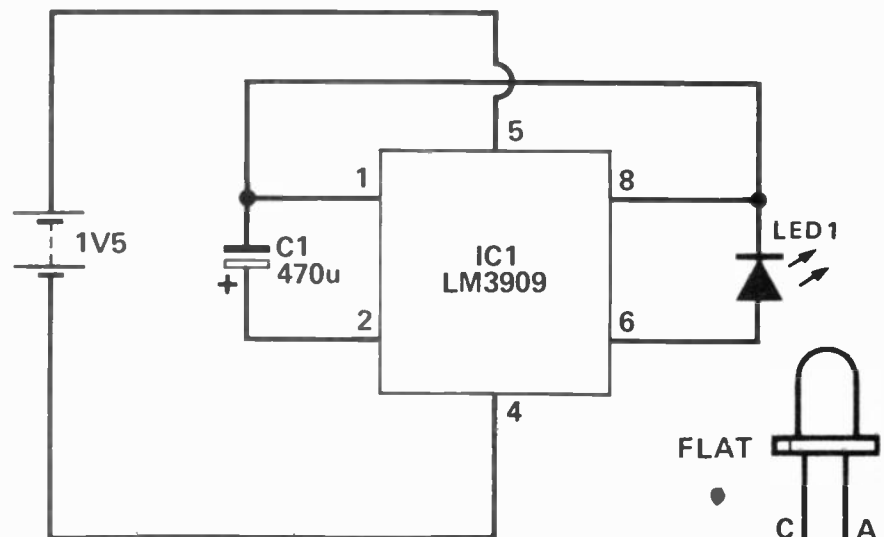
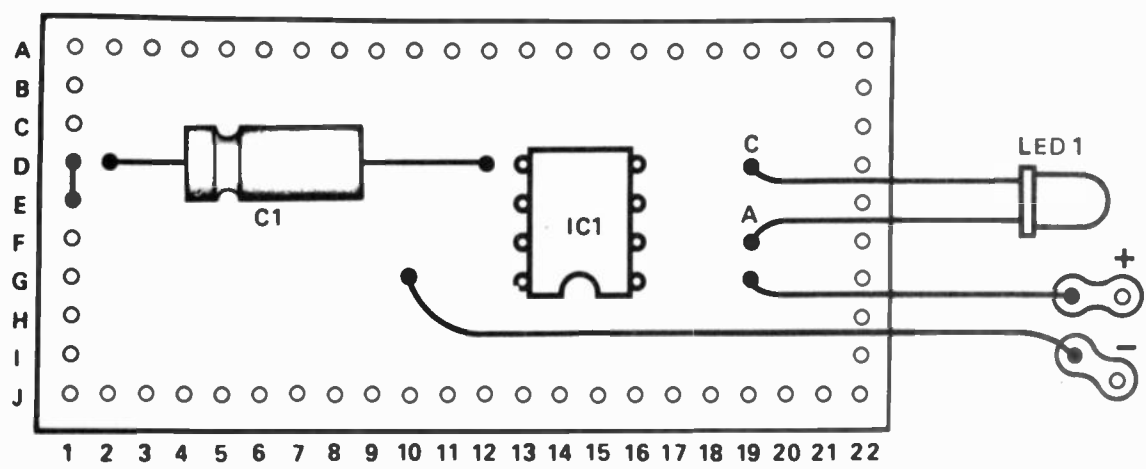


Figure 1. Circuit diagram of the Intruder Confuser.



▲ Figure 2. The matrix-board layout, top and bottom views.





Figure 3. The internal workings — not a lot of it!

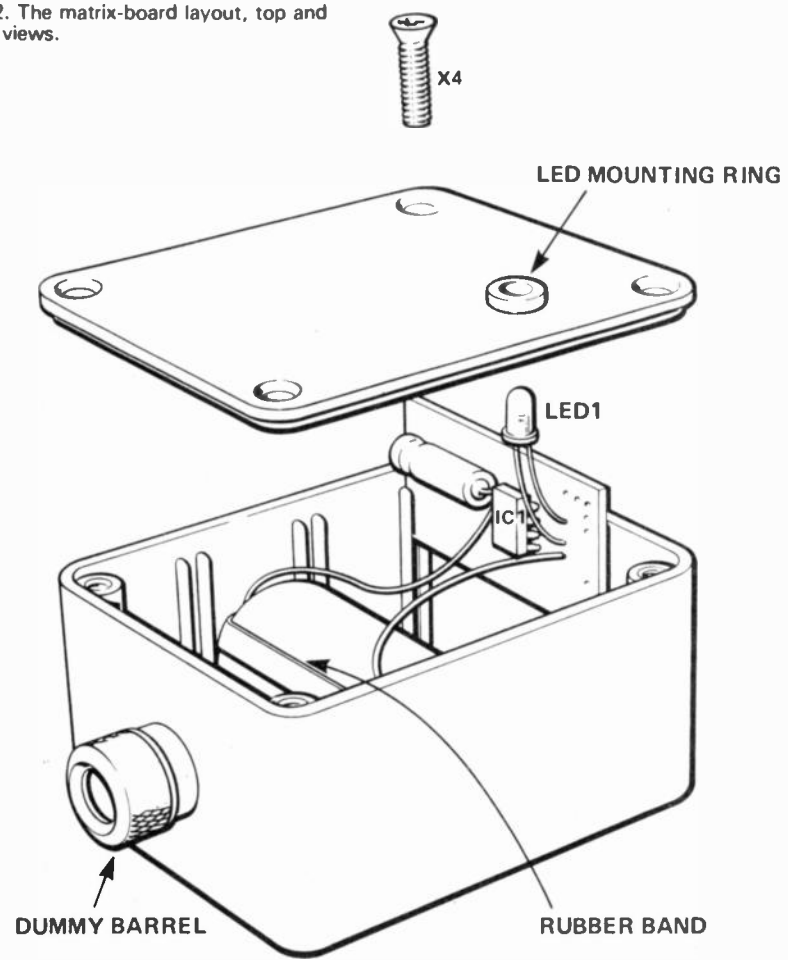


Figure 4. The rubber band is NOT the power source!

Buylines

All parts for this project are easily obtainable from most of the mail order companies advertising in HE. Approximate cost of the components, excluding case and battery, is £2.50.


HE

THE LATEST CASIO WORLD BEATERS

WE WILL BEAT ANY LOWER ADVERTISED PRICE BY 5% providing the advertiser has stocks

FULL SOFTWARE BACKUP World's Most Powerful BASIC Pocket Computer

FX-702P
RRP £134.95
ONLY
£119.95



Plus FREE MICROL Professional Programming Pack* (RRP £9.95).

Flattens the Sharp PC1211

Alpha/numeric dot matrix scrolling LCD. Variable input from 1680 steps, 26 memories, to 80 steps, 226 memories, all retained when switched off. Up to 10 programs. Subroutines; 10 levels. FOR:NEXT looping; 8 levels. Debugging and Editing. 55 built-in functions, including Regression and Correlation, all usable in programs. Program/Data storage on cassette via optional FA-2 adaptor (£19.95). Auto Power Off. 17x165x82mm. 176g.


World's Fastest Programmable?

FX-602P

- ★ LCD alpha/numeric (dot matrix) scrolling display.
- ★ Variable input from 32 program steps with 88 memories, to 512 steps with 22 memories.
- ★ Memory and program retention when switched off.
- ★ Up to 10 pairs unconditional jumps (GOTO).
- ★ Conditional jumps and count jumps. Indirect addressing. Manual jump.
- ★ Up to 9 subroutines, up to 9 levels.
- ★ 50 scientific functions, all usable in programs.
- ★ PAM (Algebraic) with 33 brackets at 11 levels.
- ★ Program and data storage on cassette tape using optional FA-2 remote control adaptor, £19.95.
- ★ Compatible with the FX-501P and FX-502P.
- ★ 9.6x71x141.2mm. 100g.

ONLY £74.95
(RRP £84.95)

Plus FREE MICROL Professional Programming Pack* (RRP £9.95).



FP-10 MINI PRINTER

For FX-702P, FX-602P, FX-502P, FX-501P.
Available soon. Price and delivery on application.

CASIO FX-702P SOFTWARE

Produced by MICROL exclusively for Tempus
10% discount on software, if you purchase your hardware from us.

MICROL 702 USER SUPPORT

Professional Programming Pack. Get the best from your FX-702P with: **PROFESSIONAL PROGRAMMING** - practical 702 programming from the ground up plus **702 REFERENCE MANUAL** - definitive guide to every 702 program command - **INVALUABLE!** **MICROL 702PPP.** Price £9.95

MICROL PROCOS for PROFESSIONAL USERS

Now you can create powerful, reliable programs in just minutes, even if you have never programmed a computer before!

MICROL PROCOS is an advanced integrated operating system that cuts programming time by 80-90% in most applications areas, saving many hours of valuable time. PROCOS A and PROCOS B are supplied together on a ready-to-run cassette, with a fully detailed User Manual offering features to suit every application. PROCOS A is ideal for complex multi-variable calculations, while PROCOS B provides many of the features of a "Waleak" type modelling system - answers "what if" questions and analyses trends. Both systems feature easy-to-use commands and support FP-10 print options. Brochure on request. Available late November. **MICROL PROCOS (A + B) Price £24.95**

MICROL 702 Basic:Plus. Add the power of up to 20 new commands to your programs! Custom-made to ease advanced programming - features include: String - number conversions; single-shot, await, timed KEY with user-controlled return values; programmable RAN # generator; DATA-PACKING - up to 2000 single digit, single name variables; INTEGRATED DISPLAY COMMANDS - display data and text with extra-low memory overheads. Modular design uses minimum memory; easy to customise. Full-detail User Manual plus Program List for direct entry. Available December, 1981. **MICROL 702 BiP.** Price £14.95

LOW COST PROGRAMMABLE

CASIO FX-3600P 10 digit LC display, 55 scientific functions including **INTEGRALS and REGRESSIONAL ANALYSIS.** Up to 38 program steps - 2 programs. One independent memory, 6 constant memories, all retained when switched off. 1,300 hour lithium battery. 9/32x2 1/4 x 5 1/4". Wallet. **ONLY £22.95**

*Only on request, at time of ordering. RRP of 702P/602P versions, £9.95

World's Most Versatile Alarm Chronograph Watch AX-210

10 alternative displays; over 60 functions. LCD ANALOG display of time, plus: DIGITAL display of: Time (12 or 24 hour); Calendar; Full month calendar (this month and next month); Dual time (12 or 24 hour); Alarm time; Countdown alarm timer with memory function; Professional 1/100 second stopwatch with laps, etc. Hourly time signal. Alarm - electronic buzzer or 3 selectable melodies. Rapid forward/backward setting. 9.4x35.4x36mm.

(RRP £34.95) **ONLY £29.95**



CASIO'S NEW JOGGING WATCH

J-100 PACE RUNNER Sets the pace for 1982

Displays hours, minutes and seconds (12 or 24 hours system), day and date. Auto calendar; calculator; professional 1/100 second stopwatch measuring net, laps and 1st and 2nd place times; **Pacer mode.** Can be used as a metronome to pace your running, or any other event. Input data: Length of stride. Pacer signals, from 394 pips per minute to 63 pips per minute. Output data: Elapsed time, up to 24 hours. Distance covered, number of strides, and speed.

(RRP £22.95) **ONLY £19.95**



100 METRE WATER RESISTANT 50M W/R



CASIO W-100
Resin case and strap
£19.95



CASIO W-150C
S/Steel case resin strap
£21.95



CASIO W-150B
All S/Steel
£24.95



CASIO W-51
All S/Steel
£22.95

Time and auto calendar. Alarm, hourly chimes, countdown alarm timer with repeat memory function, professional 1/100 second stopwatch. Time is always on display, regardless of display mode.

THESE SPACE INVADERS WILL ALARM YOU

Casio's most amazing watches ever.

CA-90 (left)
RRP £22.95
£19.95

Black resin case/strap.

CA-901 (right)
RRP £34.95
£29.95

Chrome plated case, S/S bracelet.

Time and auto calendar, calculator, alarm, hourly chimes, stopwatch, dual time, **DIGITAL SPACE INVADER GAME.**



LATEST PRODUCTS

AA-85 Restyled AA-81. Analog/digital alarm chronograph. **£29.95**
LC-950 A new metric conversion calculator with a double display. **£16.95**
BG-15 Calculator with built-in boxing game. **£16.95**
FX-82 More powerful version of the FX-81 **£12.95**

SHORT FORM CATALOGUE of latest calculators, key-boards and watches available on request. 14p stamp appreciated.

DELIVERY NORMALLY BY RETURN OF POST.

Orders received by December 18th should be delivered in time for Christmas.

PRICE includes VAT and P&P. Send your company order, cheque, PO or phone your Access or Barclaycard.

TEMPUS

LEADING CASIO SPECIALISTS
Dept. HE,
164/167 East Road, Cambridge CB1 1DB
Telephone: 0223 312866

HAPPY XMAS

Right first time.



Portable VOM

If you've never built a kit before, Heathkit have some very pleasant surprises for you. Their kits are easy to build. Simple, but detailed instructions take you through every

Rechargeable Light

stage. Everything is included. Even the solder you need is there.

Follow the steps and you'll end up with a hand-crafted, well designed piece of equipment. Much better than shop bought, mass-produced. Because you built it yourself.



Digital Clock

There's a great range of kits to start you off. From a


buzzer alarm to a digital electronic clock, or a portable rechargeable fluorescent light to a portable VOM.

With all this going for you, you can count yourself very lucky you started off with Heathkit. Because all first time kit builders will get a free soldering iron and 10% discount off ten selected kits.




Buzzer Alarm

To: Heath Electronics (UK) Limited
Dept. (HE1), Bristol Road,
Gloucester GL2 6EE.
To start me off, please send me a copy of the Heathkit catalogue. I enclose 28p in stamps.



Name _____

Address _____



You build on our experience

HEATHKIT

HEATH
ZENITH

LOTS OF NEW ILP ENCAPSULATED PRE-AMPS - COMPATIBLE WITH ALL ILP MODULES

Suddenly, instead of two ILP encapsulated pre-amps, there are eight — everything from the simple mono pre-amp (HY6), through mixing mono pre-amps (HY12 and HY69), to a dual stereo pre-amp (HY71). Plus a new guitar pre-amp (HY73).

Each gives the very best reproduction from your equipment that your money can buy, and all are protected against short circuit and wrong polarity.

All ILP modules are compatible with each other — combine them to create almost any audio system. Every item carries a 5 year no quibble guarantee and includes full connection data.

So send your order today — The Freepost coupon needs no stamp.



PRE-AMPS

Model No.	Module	What it does	Current required	Price inc. VAT	Price ex. VAT
HY 6	Mono pre-amp	Provides inputs for mic/mag. cartridge/tuner/tape/auxiliary, with volume/bass/treble controls.	10 mA	£7.41	£6.44
HY 9	Stereo pre-amp	Two channels, mag. cartridge, mic + volume control.	10 mA	£7.71	£6.70
HY 12	Mono pre-amp	Mixes two signals into one, with bass/mid-range/treble controls.	10 mA	£7.71	£6.70
HY 66	Stereo pre-amp	Two channels, with inputs for mic/mag. cartridge/tape/tuner/auxiliary, with volume/bass/treble/balance.	20 mA	£14.02	£12.19
HY 69	Mono pre-amp	Two input channels: mag. cartridge mic, with mixing and volume/treble/bass controls.	20 mA	£12.02	£10.45
HY 71	Dual stereo pre-amp	Provides four channels for mag. cartridge/mic with volume control.	20 mA	£12.36	£10.75
HY 73	Guitar pre-amp	Provides for two guitars (bass + lead) and mic with separate volume/bass/treble and mixing.	20 mA	£14.09	£12.25
HY 75	Stereo pre-amp	Two channels, each mixing two signals into one with bass/mid-range/treble controls.	20 mA	£12.36	£10.75



For easy mounting we recommend: B 6 mounting board for modules HY6-HY13 £0.90 inc. VAT. (0.78 ex. VAT.) B 66 mounting board for modules HY66-HY77 £1.12 inc. VAT. (0.99 ex. VAT.) All modules are encapsulated and include clip on edge connectors. All operate from +15V minimum to +30V maximum, needing dropper resistors for higher voltages. Modules HY6 to HY13 measure 45 x 20 x 40mm. HY66 to HY77 measure 90 x 20 x 40mm.

How to order Freepost:

Use this coupon, or a separate sheet of paper, to order these products, or any products from other ILP Electronics advertisements. No stamp is needed if you address to Freepost. Cheques and postal orders must be crossed and payable to ILP Electronics Ltd: cash must be registered.

C.O.D. — add £1 to total order value. Access and Barclaycard welcome. All UK orders sent post free within 7 days of receipt of order.

Please send me the following ILP modules _____

Total purchase price _____

I enclose Cheque

Postal Orders

Int. Money Order


Please debit my Access/Barclaycard No. _____

Name _____

Address _____

Signature _____

Post to: ILP Electronics Ltd, Freepost 2, Graham Bell House, Roper Close, Canterbury CT2 7EP, Kent, England
Telephone (0227) 54778 Technical (0227) 64723. Telex 965780.



ILP
ELECTRONICS LTD

HE 4/1

STAY AHEAD. STAY WITH US

INTO ELECTRONIC COMPONENTS

Part Six, this month, investigate various types of Diodes.

WE GET so accustomed to the importance of Ohm's law that we sometimes forget that the most important electronic components are the ones which do *not* obey Ohm's law. Diodes are some of these components and since knowing about diodes is a good lead-in to transistors and IC's, we're spending this article on the diode and its odd little ways.

A diode starts life as a chunk of germanium or silicon. Now there's nothing particularly rare or odd about these elements; germanium is found in coal and silicon in sand, and we're not really short of either. What makes the germanium and the silicon in transistors and diodes so unusual is its purity, because neither is any use in an impure state. Before modern methods of purifying these elements were invented, germanium and silicon were a bit of a mystery because the resistance of a standard sample depended on purity of the material. This isn't so for most materials, and before this point was understood, many worthy researchers got quite heated about whose measurements were more precise. We now know that these elements, silicon particularly, are almost insulators at room temperature when they are really pure, but conduct quite well, either when they are impure or when they are heated; which is why they are called semiconductors.

It's unusual enough that we can make these materials conduct better by deliberately adding impurities, but what is more unusual is that we can even control the way in which they conduct. By adding one type of impurity we can make the silicon or germanium conduct like a metal — by the movement of the negative bits of atoms called electrons. When the pure material has been treated ('doped') in this way, we call it N-type. We can also add another form of impurity, however, which will cause the semiconductor (silicon or germanium) to conduct mainly by the movement of positive particles called holes, which appear only inside the crystal of a semiconductor. A semiconductor which has been treated in this way is called P-type. By controlling the quantity of impurity, we can make a sample of a pure semiconductor into a conductor with high, medium, or low resistance according to how much impurity we have added.

The real action starts when we have both types of impurity in a single crystal of the semiconductor. If you have ever hung a small crystal of blue copper sulphate in a jar of copper sulphate solution and watched the crystal grow, keeping its basic shape unchanged, you'll understand that it's possible to grow extra layers onto a crystal of germanium or silicon — though by cooling them in a jar filled with vapour rather than in a solution. We can grow either P-type or N-type in this way, so that it's easy to have a layer of N-type material on the surface of a P-type crystal. Where these opposite types meet is a layer called a junction, and when we make conducting contacts to the two different materials, we have a junction diode. The P-type part of the diode is called the anode, and the N-type part is called the cathode.

From Replete to Deplete

Now we can't actually see what happens when we grow one type of semiconductor layer over the top of another, but we have plenty of evidence about what happens. Where the two layers touch, positive holes meet negative electrons and combine, leaving nothing behind except a bit of heat. The junction then becomes a no-man's land where particles, which can move freely in the rest of the material, are not nearly so free. This no-man's land is called a depletion layer. 'Depletion' means draining, and calling this layer

depleted means that it has been drained of all the particles which could move and thus conduct electricity.

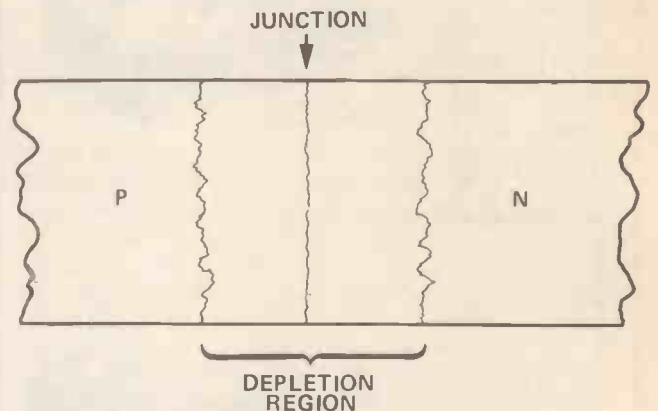


Figure 1. A depletion layer, with no particles capable of moving, appears between a layer of P-type and a layer of N-type semiconductor in contact on the same crystal.

On this basis, we could expect that the arrangement of a P-layer and an N-layer would not conduct an electric current — and we would be half-right. Try it out for yourself with a silicon diode — the popular 1N4148 or any of its equivalents will be suitable — using the circuit of Figure 2. The potential divider, R1 and R2, reduces the 9V battery voltage to under half a volt, which is enough to push half a milliamp through 1k and to be detected by the HE Meter. Make the potential divider circuit, with the meter connections and the battery connections as shown, and set the meter to the 5mA range. Now connect a silicon diode between line 5A and line 10A in Figure 2. It doesn't matter which lead of the diode is in which line, as long as there is one lead in each. See any trace of current? Now try the diode connected the other way round, using the same lines. Any current this way? Just as we expected — the depletion layer stops current from flowing.

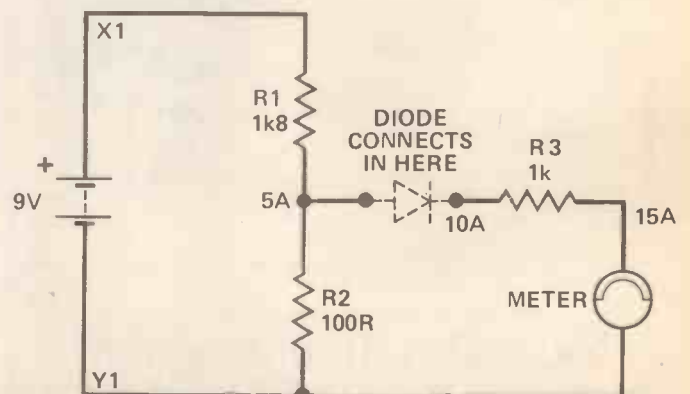


Figure 2. Testing a diode for conductivity — the 'no-man's land' of the depletion layer stops current from flowing.

But does it? Rewire the circuit, so that it looks the same as in Figure 3, and try the readings again. This time you find that the diode *does* pass current one way round, though not the other way round. It's a one-way street. Why? The answer, as you might suspect, is in the depletion layer, along with the laws of electric forces that we have known for centuries. Positive and negative electrical charges are like magnetic poles — two of the same type repel each other, two of the opposite type attract. When you connect the positive end of a battery to the N-type part of a diode, and the negative end of the battery to the P-type part of the diode, the battery pulls the P and N charges away from the junction. That way it becomes more depleted and definitely not a good conductor, except for a very few 'minority' carriers. Minority carriers are the few P particles in the N-type material or the few N particles in the P-type material that will move across the junction when the voltages are arranged this way round, but because there are so few of these minority carriers, the current they produce doesn't amount to much. This type of connection is called reverse bias.

Things are quite different if we reverse the connections so that the positive end of the battery is connected to the P-type material and the negative end of the battery is connected to the N-type material. Now the action of the battery is to force the charges across the depletion layer — and the amount of force depends on the voltage. For a germanium diode, about 0.4V is enough to get the particles crossing, but for a silicon diode more than 0.5V is needed — and that's why we found that a silicon diode appeared to be an insulator when we used a low voltage. These voltages for conduction, incidentally, depend on the material, not on how it's prepared; but they will vary with the temperature of the material.

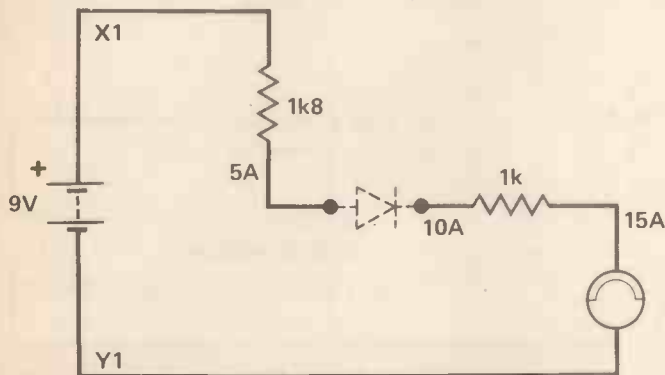


Figure 3. Testing for conductivity with a higher voltage — the results are very different.

The Lawless Lot

When current flows through the diode because of the normal movement of particles across the junction, we call the voltage which is applied across the diode 'forward bias' — positive on the anode, negative on the cathode. Now it's here that we find Ohm's law being completely disregarded. Just to refresh our memories Ohm's law means that if we take a resistor, pass 1 mA current through it and get a voltage of 0.6V across it, then passing 10 mA through it will produce a voltage of 6.0V across the resistor (ten times the current needs ten times the voltage). You can try this out on a diode, using the circuit shown in Figure 5. The circuit, which uses an 8k2 resistor to limit the current, will pass about 1 mA and the circuit which uses a 1k resistor will pass about 10 mA. With the HE Meter switched to the 2.5V range, measure the voltage across the diodes — across 5A and Y1 for D1, and across 10B and Y1 for D2. If Ohm's law held good, the second voltage reading would be around ten times as much as the first one. It's not, because the diode simply doesn't obey Ohm's law.

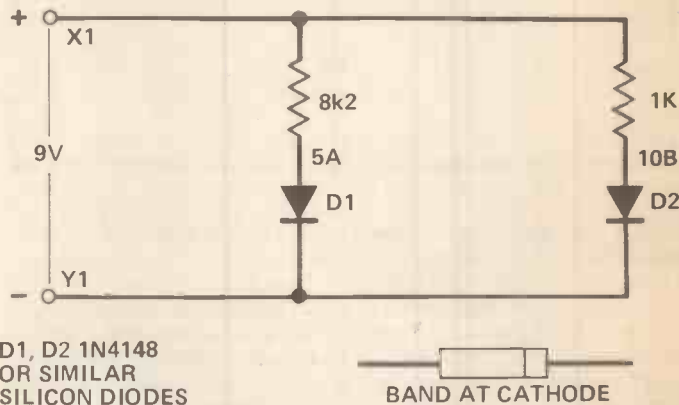


Figure 5. A circuit which shows that diodes do not obey Ohm's law.

What sort of law does it obey, then? The simplest way of looking at it is that the voltage across the diode is around 0.6V for as long as it is conducting in the forward direction. Unless the current changes very greatly this will be about right, but you'll find that the actual voltage will vary from one diode to another and it will also vary as the temperature of the diode varies. If you're prepared to make a (possible) sacrifice, connect up a silicon diode in the circuit

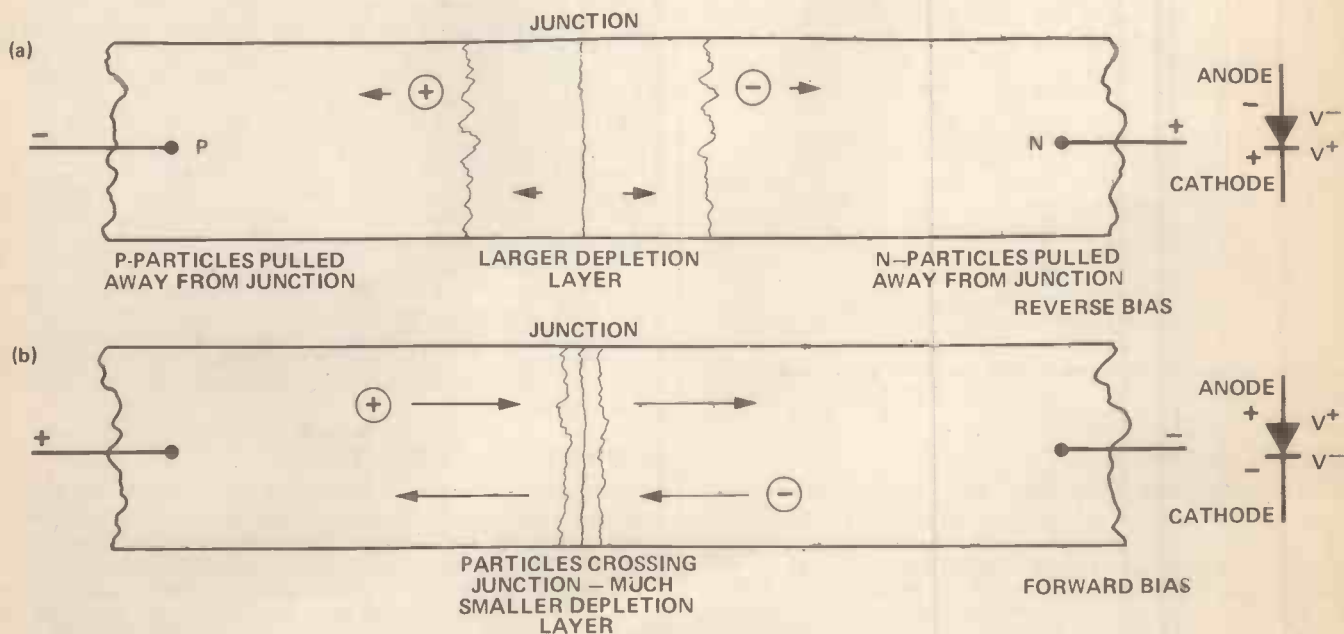


Figure 4. The effect of connecting a diode to a voltage. (a) Negative to the P-type, positive to the N-type, pulls particles away from the depletion layer so that no measurable current can flow. (b) Reversing the voltage pulls particles across the depletion layer; that is, current flows.

Feature

of Figure 6, with the HE Meter set to the 2.5V range and note the voltage reading on the meter very precisely when the diode is at room temperature. Now hold the end of a hot soldering iron close to the diode, making sure that you aren't going to burn the Eurobreadboard or the insulation of the wire and watch the voltage change. The change isn't large and that's why you have to be pretty precise about the readings. Unless you keep the diode very hot for a long time this experiment should not cause any permanent damage!

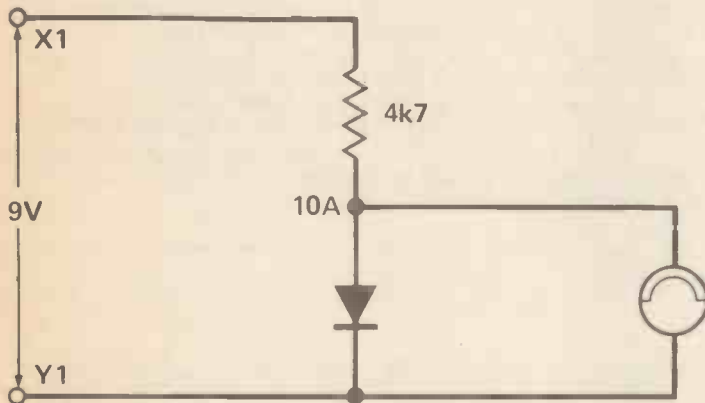


Figure 6. Measuring the forward voltage across a diode as its temperature is changed.

Assuming that the voltage across a diode remains at about 0.6V for any value of current is a simple law which is approximately true for most silicon diode circuits. To describe more precisely how a diode behaves requires a graph of the type which we call a characteristic curve. Figure 7 shows such a graph for 'typical' germanium and silicon diodes. It shows how each diode starts to conduct at a different voltage and how little the voltage changes even when the current varies quite considerably.

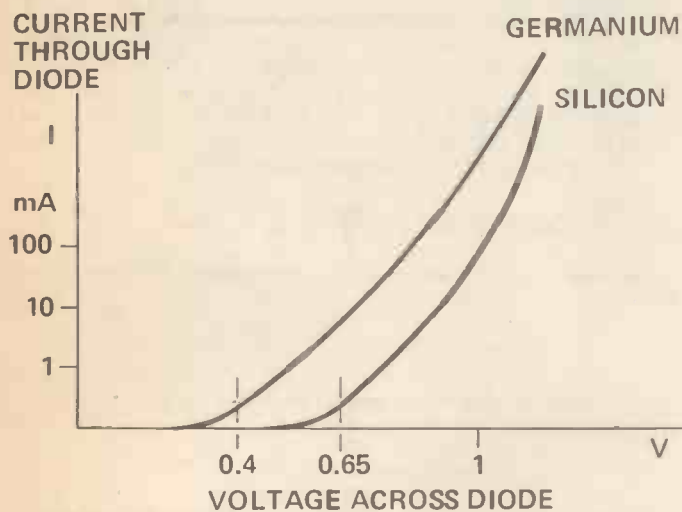


Figure 7. A portion of the characteristic curves of silicon and germanium diodes.

Forward, Reverse

We've assumed that the diode does not conduct at all in the reverse direction — that is, when the voltage is reversed. That's true for a lot of diode circuits, but not quite all of them. For one thing, there's always a small current caused by the minority carriers. It's too small for any but the most sensitive instruments (at least a thousand times more sensitive than the average multimeter) to detect, but it has one very noticeable effect. If we increase the size of the reverse voltage across the diode, we accelerate these minority carriers to higher and higher speeds. At many stages in the journey across the depletion layer, these minority carriers will hit atoms of the

semiconductor material. If the minority carriers are moving really fast then each collision will knock carriers away from the atoms and these carriers will be accelerated in turn and will hit other atoms. When this effect (called avalanche effect) occurs, the depletion layer suddenly becomes a conductor because of all the particles that have been released in the collisions. The diode is said to have broken down — it is no longer an insulator for reverse current.

Now we can't illustrate this breakdown effect easily with ordinary silicon diodes like the 1N4148, because the voltage that is needed to make them break down is quite high — certainly higher than we can get from a 9V battery. We can, however, demonstrate this effect on diodes which have been manufactured so that they will break down at lower voltages and which are named Zener diodes, after Clarence Zener who was the first to research this effect.

Connect up the circuit of Figure 8, using a 5V6 zener diode and with the HE Meter set on the 10V range. The resistor limits the amount of current that can flow and with the 330R resistor it will be about 10 mA. Notice the reading on the HE Meter; it should be somewhere around 5.6V — if it is 0.6V then you have connected the diode (or the supply) the wrong way round. The voltage will, probably, not be precisely 5.6V because zener diodes have tolerances like all other components, but it should be reasonably near. Note the exact value.

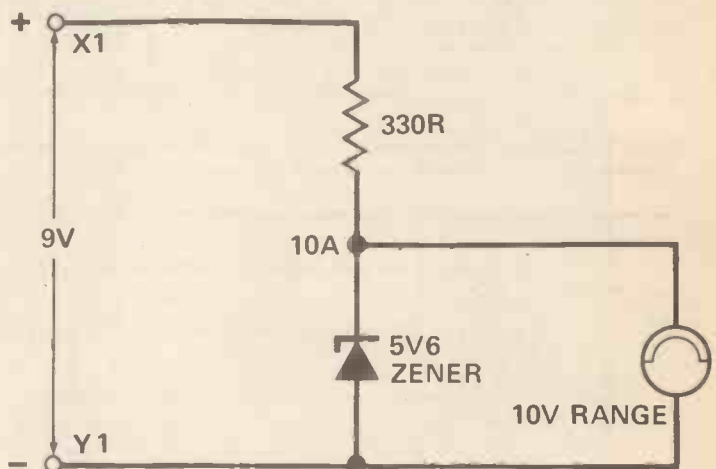


Figure 8. The voltage across a Zener diode. Notice that the diode is reversed.

Now try a 3k3 resistor, which will cut the current through the diode to one tenth of its previous value. Does this cause any change to the voltage? No, and you will find that even values as low as 100R do not make much difference to the voltage. The usefulness of a zener diode lies in the fact that the voltage across it can be more than 0.6V when it is connected in the reverse direction and that the voltage remains steady even if the current is varied considerably. The only point to watch is that there is a minimum current, less than a milliamp, below which the voltage is no longer stable. Zener diodes can be manufactured with breakdown voltages which range from about 2.7V up to 150V or more.

We can now draw the complete characteristic graph for a diode, showing both the forward and the reverse characteristic. Because the range of voltages and currents are so very different in the two directions, the complete characteristic (Figure 9) uses two different pairs of scales, with low-voltage, high-current for the forward characteristic and high voltage, low-current for the reverse characteristic.

Don't Confuse it, Use it

Diodes are used for a large number of circuit applications but they are all connected with the one-way movement of current, or the zener effect. Diodes in rectifier circuits play a part in converting AC into DC, using circuits such as that of Figure 10. The diodes which are used as rectifiers must be able to pass large amounts of current in the forward direction because the current that flows into the reservoir capacitor, to recharge it on each cycle (or twice per cycle for full-wave rectification), will be much greater than the average amount of current. In addition, because there is very little resistance in series with each rectifier diode, the diodes must not

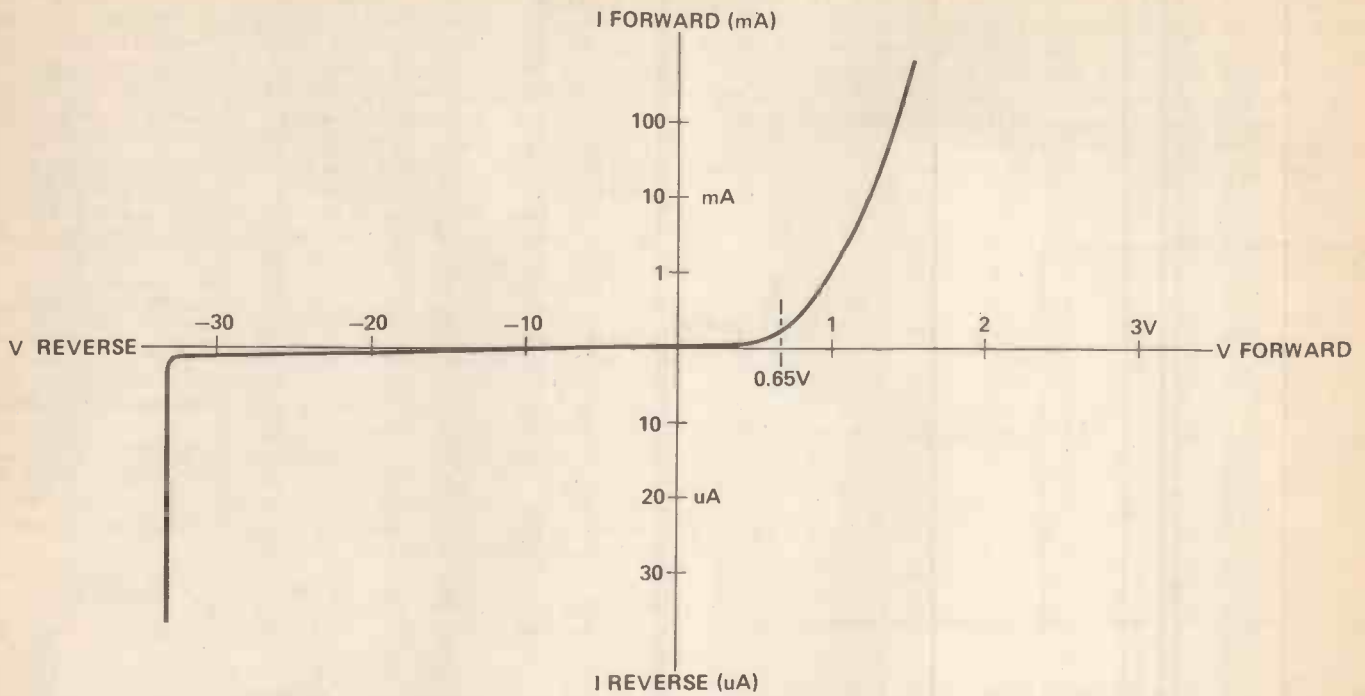


Figure 9. Complete characteristic for a typical silicon diode. Note that the scales for current and for voltage in the reverse direction are different from the scales used for the forward direction.

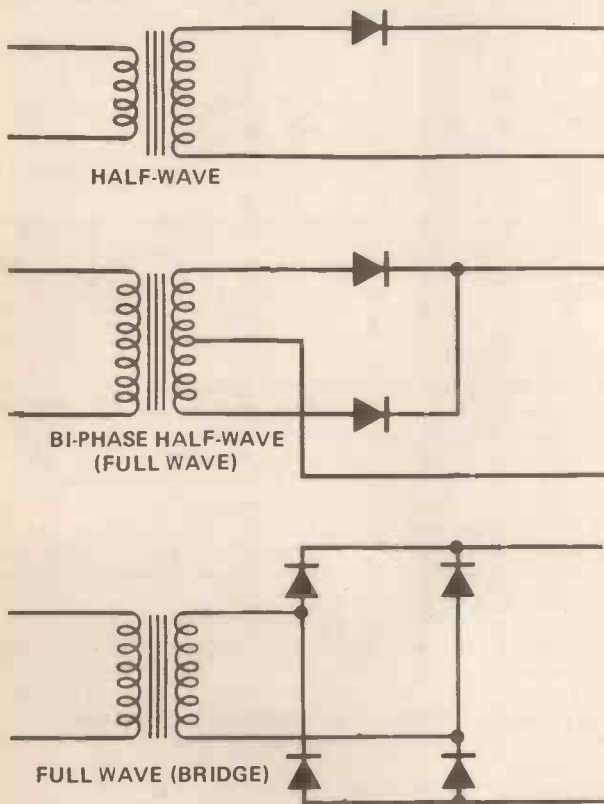


Figure 10. Rectifier circuits using diodes to convert AC into current in one direction.

break down when they are reverse biased because the combination of the large reverse voltage across the diode and the large current would cause overheating, which would quickly melt the junction. Diodes for rectification are usually silicon junction types.

Signal diodes, used for demodulation of radio signals or for clipping and level setting (Figure 11) are not required to pass large

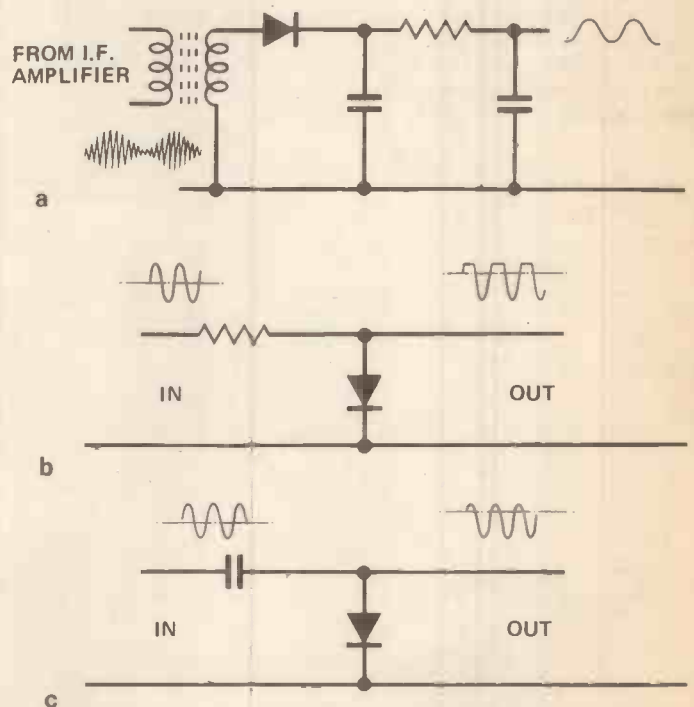


Figure 11. Other uses for diodes. Demodulation (a) produces an audio waveform from a modulated high-frequency wave. Clipping (b) removes signal voltages above or below a selected level, and DC restoration (c) shifts the DC level of a signal.

currents. For some tasks, particularly demodulation, the voltage across the diode should be low and that means using a germanium diode. These are usually point contact diodes, a method of construction which was invented earlier than the junction diode.

Figure That Zener

The calculations that are needed for zener diodes seem to baffle a lot of readers, so here goes with an explanation. The important

TTLs	7437	55p	4014	60p	74S194	350p	M51516L	400p
7403	11p	74368	55p	4015	60p	74S241	350p	M83712
7401	11p	74390	100p	4016	30p	LINEAR ICs		MC1310P
7402	12p	74393	100p	4017	45p	AN1013	200p	MC1458
7403	14p	74490	120p	4018	60p	AY1-0212	600p	MC1496L
7404	12p	74LS SERIES		4019	32p	AY1-1313	668p	MC1496
7405	15p	74LS00	12p	4020	32p	AY1-1320	320p	MC1340P
7406	25p	74LS01	15p	4021	65p	AY1-5050	400p	MC3403
7407	25p	74LS02	14p	4022	70p	AY3-8910	700p	MK50398
7408	14p	74LS03	14p	4023	20p	AY3-8912	600p	ML920
7409	16p	74LS04	15p	4024	40p	AY5-1224A	240p	MM57160
7410	15p	74LS05	15p	4025	20p	AY5-1315	500p	MM5721A
7411	20p	74LS08	16p	4026	13p	AY5-4007D	620p	NE511
7412	20p	74LS09	15p	4027	32p	CA3028A	120p	NE555
7413	25p	74LS10	15p	4028	60p	CA3019	80p	NE556
7414	35p	74LS11	15p	4029	75p	CA3046	70p	NE564
74C14	60p	74LS13	25p	4030	40p	CA3048	225p	NE565
7416	25p	74LS14	40p	4031	170p	CA3069	300p	NE566
7417	25p	74LS20	16p	4032	160p	CA3080E	72p	NE567
7420	17p	74LS21	15p	4033	80p	CA3086	48p	NE570
7421	30p	74LS22	16p	4034	295p	CA3088	225p	NE571
7422	20p	74LS26	16p	4039	295p	CA3090AQ	375p	NE5534A
7423	22p	74LS27	16p	4040	55p	CA3130E	90p	PL1234
7424	25p	74LS30	15p	4041	70p	CA3140	100p	PL2136
7426	30p	74LS32	16p	4042	55p	CA3140	100p	RC4151
7427	28p	74LS37	16p	4043	60p	CA3161E	140p	S5668
7428	30p	74LS38	16p	4044	70p	CA3162	450p	SAD1024A
7430	15p	74LS42	36p	4046	70p	CA3188E	300p	SF9636A
7432	25p	74LS47	40p	4047	70p	CA3240	120p	SL490
7433	27p	74LS51	15p	4048	55p	CA3280G	200p	TL76377
7434	27p	74LS52	15p	4049	27p	DA1406B-8	200p	SP8515
7438	30p	74LS73	25p	4050	27p	HA1395	300p	T47205
7440	17p	74LS74	16p	4051	60p	HA1388	270p	T87120
7441	70p	74LS75	24p	4052	80p	ICL7106	850p	T47204
7442A	38p	74LS76	20p	4053	80p	ICL7108	850p	T47222
7445	25p	74LS83	45p	4054	130p	ICM7555	80p	T47390
7446A	93p	74LS87	45p	4055	125p	ICM7555	80p	T47390
7447A	45p	74LS86	20p	4056	120p	LC7130	475p	TA8651
7448	45p	74LS90	28p	4059	50p	LC9108	10p	T8A800
7450	17p	74LS92	40p	4060	90p	LF347	160p	T8A810
7451	17p	74LS93	40p	4061	90p	LF347	160p	T8A810
7453	17p	74LS94	40p	4062	35p	LF351	48p	T8A820
7454	17p	74LS96	40p	4066	400p	LF353	48p	T8A820
7460	17p	74LS107	45p	4068	18p	LF356P	120p	TC490
7470	36p	74LS109	30p	4069	18p	LF357	120p	TC490
7472	30p	74LS112	34p	4071	18p	LM100C	425p	TD1004A
7473	30p	74LS113	30p	4071	18p	LM301A	27p	TD1008
7474	30p	74LS114	30p	4072	18p	LM311	75p	TD1010
7475	38p	74LS122	42p	4073	20p	LM318	200p	TD1022
7476	30p	74LS123	50p	4073	20p	LM319	225p	TD1024
7480	50p	74LS124	120p	4076	60p	LM324	45p	TD1034B
7481	100p	74LS125	30p	4076	60p	LM325Z	140p	TD1170
7482	70p	74LS126	30p	4082	20p	LM339	65p	TD2002V
7483A	45p	74LS128	30p	4085	72p	LM348	75p	TD2020
7484	100p	74LS133	30p	4089	150p	LM358P	75p	TL071/81
7485	90p	74LS136	30p	4093	40p	LM377	175p	TL072/82
7486	22p	74LS138	36p	4094	150p	LM380	180p	TL074
7489	210p	74LS139	36p	4096	95p	LM382	120p	TL084
7490A	25p	74LS145	75p	4097	340p	LM386	95p	TL170
7491	60p	74LS147	160p	4098	90p	LM388	120p	TL300
7492A	30p	74LS148	90p	4098	90p	LM387	120p	UA1170
7493A	30p	74LS151	70p	4099	120p	LM389	90p	UA2240
7494	50p	74LS153	60p	4098S	100p	LM393	100p	UDN618
7495A	50p	74LS154	60p	4098S	100p	LM393	100p	UDN618
7496	45p	74LS155	60p	4120	120p	LM394	30p	UDN618
7497	120p	74LS156	60p	4102	180p	LM709	36p	ULN2003
74100	85p	74LS157	35p	4103	100p	LM725	350p	UPC592Z
74107	22p	74LS158	36p	4106	50p	LM733	100p	URP1156H
74109	40p	74LS160	40p	4109	100p	LM741	18p	XR2206
74110	90p	74LS161	40p	4109	100p	LM743	18p	XR2206
74111	90p	74LS162	40p	4109	100p	LM747	18p	XR2206
74118	90p	74LS163	40p	4173	120p	LM748	35p	XR221
74120	70p	74LS164	48p	4173	120p	LM748	35p	XR221
74121	30p	74LS165	100p	4193	120p	LM3000	55p	ZN419C
74122	45p	74LS166	90p	4193	120p	LM3002	55p	ZN423E
74123	48p	74LS170	120p	4037	160p	LM309	95p	ZN424E
74124	40p	74LS172	40p	4502	31p	LM311	175p	ZN425E
74126	40p	74LS174	70p	4507	40p	LM3915	225p	ZN427E
74128	40p	74LS175	50p	4507	40p	LM3916	225p	ZN1034E
74132	45p	74LS181	140p	4510	65p	LM13600	125p	ZN1040E
74136	32p	74LS190	50p	4511	50p	M51513L	300p	
74141	65p	74LS191	50p	4512	65p			
74142	200p	74LS192	48p	4514	150p			
74145	70p	74LS193	48p	4515	150p			
74147	100p	74LS195	60p	4516	75p			
74148	75p	74LS196	60p	4518	45p			
74150	80p	74LS197	65p	4521	10p			
74151A	45p	74LS221	60p	4521	10p			
74153	45p	74LS240	40p	4526	75p			
74154	70p	74LS241	90p	4527	90p			
74155	50p	74LS242	80p	4528	75p			
74156	50p	74LS243	80p	4532	90p			
74157	50p	74LS244	70p	4534	500p			
74159	100p	74LS245	90p	4536	300p			
74160	60p	74LS247	70p	4538	120p			
74161	60p	74LS251	40p	4539	110p			
74162	60p	74LS253	40p	4543	100p			
74163	60p	74LS257	45p	4555	50p			
74164	60p	74LS258	45p	4555	50p			
74165	60p	74LS259	90p	4556	60p			
74166	70p	74LS260	100p	4560	180p			
74170	160p	74LS266	25p	4568	40p			
74172	300p	74LS273	75p	4569	180p			
74173	70p	74LS278	48p	4572	30p			
74174	70p	74LS283	45p	4583	100p			
74175	70p	74LS298	160p	4584	45p			
74176	50p	74LS323	250p	4585	100p			
74177	70p	74LS324	150p	4724	150p			
74178	100p	74LS348	150p	14411	700p			
74180	100p	74LS352	100p	14412	400p			
74181	160p	74LS353	100p	14495	300p			
74182	90p	74LS363	160p	14599	290p			
74184A	90p	74LS364	160p					
74185	120p	74LS365	36p	74500	60p			
74186	500p	74LS367	36p	74504	60p			
74188	325p	74LS368	36p	74508	75p			
74190	70p	74LS373	70p	74532	90p			
74191	70p	74LS374	70p	74574	90p			
74192	70p	74LS375	50p	74585	300p			
74193	70p	74LS378	90p	74586	180p			
74194	70p	74LS380	150p	74587	300p			
74195	60p	74LS390	55p	745124	160p			
74196	60p	74LS393	50p	745133	75p			
74197	60p	74LS399	200p	745138	225p			
74198	100p	74LS540	135p	745139	225p			
74199	100p	74LS541	135p	745167	250p			
74221	70p	74LS570	170p	745167	250p			
74251	70p	4000 SERIES		745174	250p			
74273	75p	4000 SERIES		745175	320p			
74278	150p	4001	12p					
74279	80p	4002	16p					
74283	75p	4006	65p					
74284	200p	4007	60p					
74285	200p	4008	60p					
74290	100p	4009	35p					

facts to bear in mind are the simple ones — the voltage across the diode is constant, but only while the diode passes current in the reverse direction. Let's look at an example.

Taking the circuit of Figure 12, think of it first of all with no current being supplied from the zener diode to the load. The supply voltage is 9V, the diode voltage is 5.6V, so the voltage across resistor R1 is the difference, $9 - 5.6 = 3.4\text{V}$. If $R1 = 330\Omega$, then the current which flows is, by Ohm's law, about 10 mA. Ohm's law — but didn't we just say that diodes don't obey Ohm's law? We did, but resistors still do, and this calculation is for the resistor. You must always have some resistance in series with a diode in a circuit, because only resistance will be able to control the current, and the control is by good old Ohm's law.

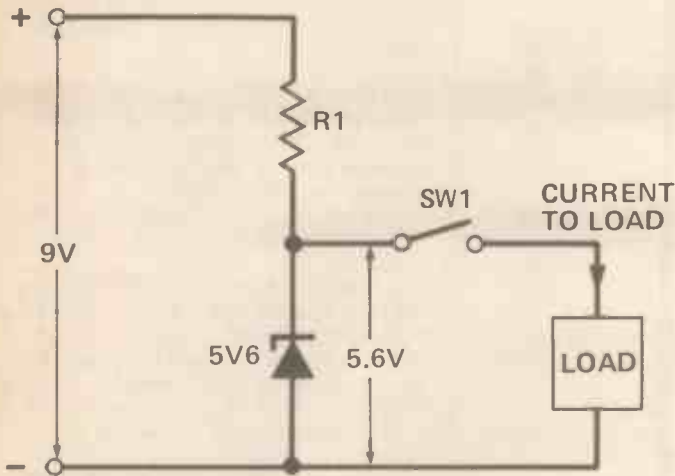


Figure 12. A zener-diode circuit.

Having got this far, we can now calculate the power which is converted to heat in the diode and in the resistance. The voltage across the diode is 5.6V and the current is 10 mA. Multiply these quantities together and we get 56 milliwatts (milliwatts because it was milliamps), which is not enough to overheat the zener diode because most are rated to take at least 250 mW. The voltage across the resistor is less — 3.4V — so that its power dissipation is $3.4 \times 10 = 34\text{ mW}$, and that won't trouble even the smallest eighth watt resistors ($1/8\text{ W} = 0.125\text{ W}$ or 125 mW).

Now what happens if the battery voltage goes down to 8V? The voltage across the 330Ω resistor goes down to 2.4V, so that the current drops to about 7 mA, but the voltage across the zener diode remains at 5.6V even with this smaller current flowing. That's why we use zener diodes!

Now look at another reason. Suppose we now close the switch and use the voltage across the zener diode to supply 5 mA to a circuit, the load circuit. With a battery voltage of 9V and 10 mA flowing through the zener diode when the load circuit is not connected, what happens when the load is connected? All that happens is that the current flows in different paths. Of the total of 10 mA, 5 mA flows into the load and 5 mA is left flowing through the zener diode, whose voltage is still steady at 5.6V. Even if the battery voltage dropped to 8V and we had only 7 mA flowing through the zener diode before we connected the load circuit, 5 mA will be taken from this, leaving 2 mA flowing through the zener diode, which is enough to keep it working. Notice that the load current does not cause the current through the resistor R1 to change; it simply robs the zener diode! If, however, the load circuit demands more current than was flowing in the zener diode before the load was connected, then the zener will stop operating and the voltage across the load will drop.

It's All Glow

There's one other type of diode which is used a lot and which needs a mention — the light-emitting diode or LED. The LED, to start with, is not made from silicon or germanium but from compound materials (not elements) with exotic names such as gallium arsenide or indium antimonide. Both these materials have two quite unique properties; one is that they are transparent — light can pass through them — and the other is that when an electron meets a hole in a junction made from one of these materials, the two

annihilate each other in a flash of light. The light happens to be visible light — a wavelength that we can detect with our eyes.

If we make diodes using these substances, therefore, and use a transparent case around the junction, we can see the junctions glow when current is passed in the forward direction. The usual type of LED has a junction which glows red but other colours can be obtained by using different semiconductor materials.

Electrically, their behaviour follows familiar paths. Unlike silicon or germanium diodes, the forward voltage needs to be quite high (around 2V) so that LED's aren't much use on equipment which is intended to be operated from a 1.5V cell. Like all other diodes, however, the voltage does not change much as the current is increased, so that a resistor must be connected in series with an LED, as in Figure 13 to ensure that the current is limited to an amount that is safe.

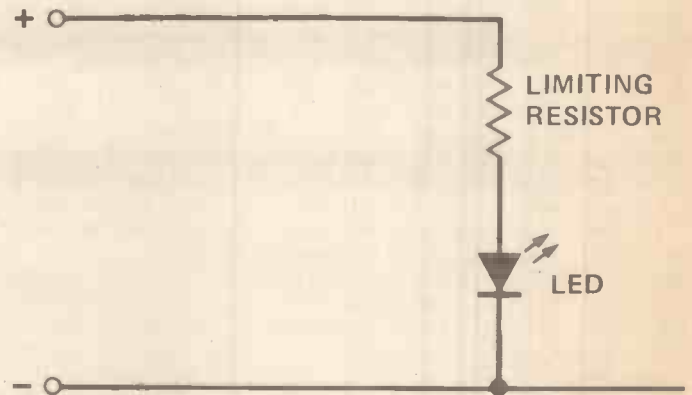


Figure 13. An LED connected with a current-limiting resistor in series.

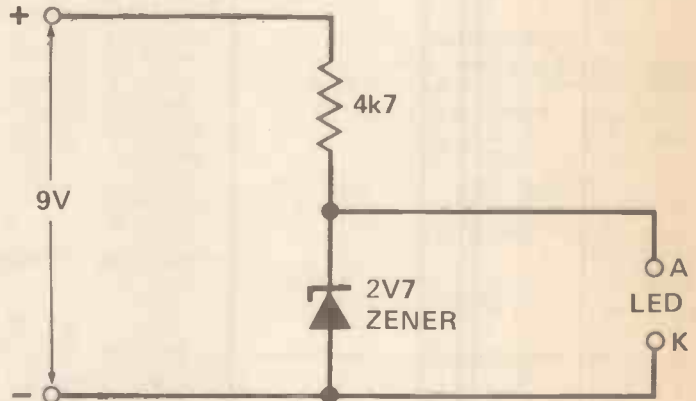


Figure 14. LED test circuit — the voltage is too low to damage the LED if it is connected the wrong way round.

Another important point, which is not always well understood, is that the LED has an unusually low reverse breakdown voltage, only 3-4V, and is easily damaged by quite small reverse voltages. Get an LED the wrong way round in a circuit, switch on, and nothing happens. Turn the LED the right way round and you'll quite often find that you get the same result — nothing! Having burned out the junction when it was connected the wrong way, you can't expect it to work the next time! The only solution is always to be absolutely certain that you have connected LEDs the right way, or to use much higher than normal series resistors (10k or more) until you are sure that the LEDs are correctly connected. The HE Meter is NOT a useful guide because the low ohms scale uses a 1.5V cell, too little voltage to pass current through the LED, while the high-resistance scale uses a 9V battery which can blow it out! So make yourself a circuit like the one in Figure 14. This limits the voltage across the LED and lets you test which way round is correct, without risk. Try it on your Eurobreadboard and then transfer it to a more permanent form.

Next month — we take a look inside the transistor, with lots of practical tips.

HE

CLEVER DICK

Editors may come and go, but Clever Dick is here to stay
The Show Must Go On!

HEADING-UP the International Section this month is a letter from West Germany.

Dear Richard-With-The-Brains,
As I write, I am in desperate need for information on where I can get the VN67AF VMOS power transistor used in the Super Siren (April 1981) and the two 40 kHz ultrasonic transducers for the Ultrasonic Burglar Alarm (July 1981).

My components shop doesn't stock the transducers, and they say it could be years before they get hold of a VN67AF!

By the way, is my subscription extension and moving notice confirmed? Yours in dire need, Victor Chua, Kronberg/TS, West Germany. PS I'm 13, and if you can't give me the information, the least you can do is send me a binder.

Actually, I hadn't noticed you'd moved, myself, but I've passed your letter to our mighty Subscription Department (all-seeing, all-knowing), just in case they haven't noticed either, just this once. I suggest you try one of the many mail-order companies who advertise in Hobby Electronics — they should be able to help you with the components you need. So now you've got the information — too bad about the binder. And that's it for the International Section.

The next one's easy . . .

Dear CD,
Help! I am a beginner in electronics and want to make my own PCBs. Problem: I don't know how.

I would appreciate any information you could give me about using the etch pen and the transfers. Could you also give me some foil patterns for some beginners projects! Any information would be of great help. With your brains (creep, creep) I know you can.

Yours hopefully,

N. J. Harris,
Billericay, Essex.

PS The mag's great — keep up the good work.

PPS What a bind it would be to go to a shop to get the information.

Lastly, disgusting puns like that one deserve to be ignored, so I'll not mention it again . . . I'm sorry I mentioned it in the first place. As to making PCBs, WATCH THESE PAGES (All will be revealed).

We're always open to suggestions (as long as they're nice ones) here at the luxurious offices of ASP, so the next letter has been passed to our Brilliant Design Team.

Dear CD,
I have my own darkroom for processing black-and-white film, but seem to waste tons (slight exaggeration) of expensive photographic paper as exposure test strips.

I would, therefore, like to know — can the Flashmeter (Project Supplement, November 1981) be used under the enlarger to give an exposure-time reading and if so, will any modifications (other than meter calibration) be necessary?

Keith Challenger,
Sheffield.

The Flashmeter is designed to register very, very brief flashes of light, so the circuit would indeed need to be modified heavily. We're looking into this and, all being well, a suitable project will appear. Meanwhile, are there any photo-fans out there who can help Mr. Challenger with suggestions (nice ones, remember) for saving paper?

Now, just for a change, an Errata that wasn't.

Dear Dick,
Could you please tell me if there were any Errata for the System 5080A Power Amplifier (March 1980) and also if Hobbyprints are available?

G. Finney,
Pontypool, Gwent.

The only note I can find concerning the 5080A is that the transformers on special offer were sold out, so you'll have to find an alternative, right? Hobby prints are no longer generally available, but the PCBs for the 5080A are — see the HE PCB Service page in this or any recent issue.

Next, one from the Heavy-Handed Hints Dept.

Dear Clever Dick,
I enjoy reading HE and have all the issues from June '79 and I am looking for a place to keep them — something like a binder (hint, hint).

I have built many of your projects on Verobloc, but only one on Veroboard — the 2 W Amplifier from June '80. I have had good performance from the amp, until now. The problem is that when the input goes high, the output starts buzzing. Could the problem be the LM380N?

What about producing a CB Transceiver? Would it be possible to modify the Super Regenerative VHF Receiver (Project Supplement, November issue) to pick-up 27 MHz signals?

Steven Johnson,
Bishop Auckland, Co. Durham.

Questions, questions. Doesn't anyone write just to say "hello", any more? Well, to answer those questions (but ignoring all requests for unmentionables) . . . In reverse order, yes, it would certainly be possible to modify the VHF Receiver as you suggest, but since it would receive only 27 MHz AM signals — which are illegal — we couldn't possibly recommend it. A CB Transceiver project is also possible; I believe that a series on radio theory is being planned, and may even appear in these pages (anything can happen!) and a CB project may be designed to go with the series.

Can't really help you with the audio problem, though, except to point out that the amplifier is intended to take an audio input, not logic-level (high/low) inputs.





This letter cannot go unanswered. Read on . . .

Dear Macho, Handsome Intelligent Richard, (see what I mean) Can you help a maiden in distress? I won't bore you with the whys and wherefores, but I desperately need — a circuit! I've searched in vain but nowhere can I find one that links the amount of light falling onto a surface with the movement of a servo-mechanism (such as those used in radio control models), i.e. Darkness = No Movement, Brilliant Sunlight = Full Movement. The Black Baron (my Lecturer) approaches as the final project hand-in date draws nigh . . . will the HE knight in shining armour be in time?!! Yours Poutingly Desperate, Lucy Morris, Portsmouth, Hants.

Who could resist? WHO would resist. Not I, said Clever Dick, so despite the fact that I never (well, hardly ever) answer requests for circuits, I'll make (yet another) exception and despatch a circuit or two. They're in the post.

Here's someone with very strange tastes.

Dear CD, Maybe everyone licks your boots and grovels for a binder because, like me, they are unable to find an advertisement for them in the magazine — not that I'd say 'NO' to a free one... What about a medium power Guitar Amp project for those of us who normally play acoustic guitar, but sometimes need a boost? All the best to a great magazine. Andrew Chapman, Telford, Shrops.

Now isn't that nice. My boots are available any time — and thanks for the nice words. As a reward, I can tell you that a guitar amp project is being planned (hang on and hope).

And now, by popular request...

Dear CD, I, for one, do not intend to grovel to get a free binder! I actually want to buy, yes, BUY one. I have written to the suppliers and have been informed

that they are no longer in a position to supply them. Can you advise? Kevin J. McLaren, Glasgow. PS perhaps I was a little hasty!

Too late, too late by half. You'll just have to consult the Binder advertisement which, the Editor has assured me (for all that's worth), appears in this very issue.

Apparently, quite a few people have had problems with the printed circuit boards for the projects in last month's issue. They can't find them.

Dear CD, How about printing the PCB patterns for the Guitar Graphic Equaliser, the Drum Synth, and the Doorchime? You seem to have forgotten them (tut, tut)! Peter Smith, Westbury Park, Bristol. PS I could do with one of those things to keep my copies of HE in. What do you call them? Bind...something?

Tut, tut indeed. Anymore of this baby talk and I'll send you an all day sucker. The projects you've mentioned were supplied to us by outside contributors who have retained the copyright on the PCB patterns. You'll have to write directly to the companies concerned — that is, if you can remember what to ask for!

Now, a true rarity — a genuine, polite letter.

Dear Clever Dick, 1. What do "K" and "Z" mean on capacitors (mostly ceramics)? 2. Where can I get hold of the first few issues of HE? Can any readers help? How much would they be? 3. Why do readers crawl to you for a binder? Why don't they just ask nicely (like me). Please. R. Vicent Stevenage Herts

1. These are part of a manufacturer's code, and do not really concern us, usually. However, a spokesman for Mullard Limited told me that, at Mullard,

'K' could stand for one of three things: 'kilo', ie 1000, to denote the number of picofarads (10K or 10k = 10,000 pf, for example); or, 10% tolerance; or, the data code for 1978. Take your choice — it doesn't really matter. As for 'Z', he thought this could be the first part of 'Z5U', a code used to indicate high-permittivity general-purpose coupling capacitors.

2. The first few issues are definitely not available, here. Even some of mine have been pinched!

3. Sorry, even courtesy won't work.

Andrew Mawson very nearly wins this month's binder. I'm surprised he can even remember December 1978 . . .

Dear CD, Sir, Why have you decided to build another Light Beam Telephone project? I can see no major differences between the Photon Phone (December 1978) and the Sound Torch (November 1981) except that the Sound Torch has a separate transmitter and receiver whereas the Photon Phone had one item to do the whole job. Why? Did the Photon Phone not work? Andrew Mawson, Bingley, West Yorks. PS I think HE's great, brilliant, marvellous (grovel, grovel). PPS CanIhaveabinderasl'vegoteveryissue ofHEfromDecember78toNovember81and nowhere to put them? PPS I'm only 13, please, please, please. PPS Where's Breaker One-Four gone?

Weren't me Guv, honest! I expect somebody thought it was a good project and worth reviving — not everyone has every issue from December 78 to November 81, you know. Breaker One Four is temporarily off the air (and that's my bad pun of the month) but hopes to return soon. Finally, just to show I'm not completely heartless, I will relent, give up and submit. Andrew Mawson, THIS IS YOUR BINDER.

'Bye Now.

Team Up With **TK Electronics**

for top-quality components, innovative kits
FAST SERVICE AND LOW, LOW PRICES

Prices do not include V.A.T. Add 50p P. & P. + 15% V.A.T. to total. Overseas customers add £1.50 (Europe), £4 (elsewhere). Access and Barclaycard welcome. Send s.a.e. for price list and with enquiries. Shop open: 9-5 (Mon.-Fri.), 10-4 (Sat.)
11 BOSTON ROAD, LONDON, W7 3SJ
Tel: 01-579 9794/2842

DISCO LIGHTING KITS

Each unit has 4 channels (rated at 1KW at 240V per channel) which switch lamps to provide sequencing effects, controlled manually or by an optional opto isolated audio input

DL1000K
This kit features a bi-directional sequence, speed of sequence and frequency of direction change being variable by means of potentiometers. Incorporates master dimming control. **£14.80**

DL21000K
A lower cost version of the above featuring unidirectional channel sequence with speed variable by means of a preset pot. Outputs switched only at mains zero crossing points to reduce radio interference to minimum. **£8.00**

Optional Opto Input
DLA1 **60p**


Fed up with your old doorbell?

This KIT should cheer you up! Our latest kit gives you a pleasing three note harmonically related tone sequence (NOT a microprocessor controlled buzz) at a touch of a button.

Based on a new integrated circuit, this KIT is supplied complete with a printed circuit board, loudspeaker and drilled box and requires only a 9V battery and a pushbutton, which you've probably already got.

It may also be switched by logic in such applications as car alarms, clocks, toys, PA systems, etc. The unit produces a 150mW output and draws less than 1uA from a PP3 battery, when the tone ceases. Supplied complete with circuit and assembly instructions.

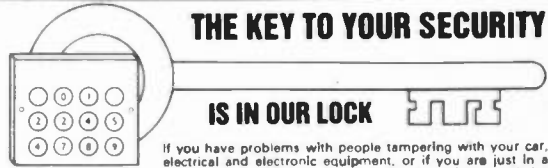
IDEAL PROJECT FOR BEGINNERS
ONLY £5.00 ± VAT



DVM/THERMOMETER KIT

Based on the ICL7126 (a low power version of the ICL7106 chip) and a 3 1/2 digit liquid crystal display, this kit will form the basis of a digital multimeter (only a few additional resistors and switches are required - details supplied), or a sensitive digital thermometer (-50°C to +150°C) reading to 0.1°C. The basic kit has a sensitivity of 200mV for a full scale reading, automatic polarity indication and an ultra low power requirement - giving a 2 year typical battery life from a standard 9V PP3 when used 8 hours a day, 7 days a week.
£15.50 ± VAT

THE KEY TO YOUR SECURITY



IS IN OUR LOCK

If you have problems with people tampering with your car, electrical and electronic equipment, or if you are just in a habit of forgetting your door keys, we have just the kit for you.

Our ELECTRONIC LOCK KIT includes a 10-way keyboard and a special IC which provides a 750mA output to drive a solenoid or relay (not supplied) when four keys are depressed in the correct sequence. This gives over 5,000 possible combinations! The sequence is pre-wired and may be easily changed by means of a small plug and socket. A "SAVE" function is also available enabling the open code to be stored (especially useful in a car when it is left in a garage for servicing as the open code need not be disclosed). Size: 7 x 6 x 3 cms. Power consumption is 40uA at 5V, to 15V, d.c.

At only £10.50 + V.A.T., it will make a smaller hole in your pocket than a bunch of keys!

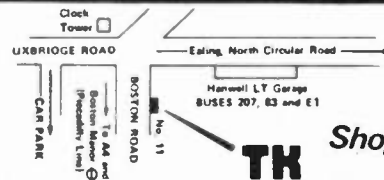
LOCK I.C.s
LS7220 with SAVE memory **£2.75**
LS7225 with latched and momentary outputs and a tamper output **£2.60**
Electric lock mechanism **£12.50**

YOU MUST HAVE BETTER THINGS TO DO

than getting up to switch lights on when it gets dark. Our Lamp Dimmer Kit with **INFRA-RED REMOTE CONTROL** will enable you to switch the lights on or off, and set the brightness, at a push of a button without leaving your armchair, water-bed, etc. Not only will you save time but it has also been estimated that the savings in shoe leather and carpet wear alone would pay for this unit in approximately 1,3697 years or more!!

This unit has, of course, considerable practical uses, especially for the old, infirm and disabled. It works like a conventional dimmer, enabling you to switch the lights on or off, or to dim to whatever brightness you require, by touch or remotely using the hand-held infrared transmitter. When assembled, it fits into a plaster depth box to

replace your conventional switch or dimmer with no rewiring and will control up to 300w of lighting. **TDR300K Dimmer Kit £14.30**, and **MK6 Transmitter Kit £4.20**. We also still sell our highly-popular **TD300K Touch Dimmer Kit at £7.00** and the **LD300K rotary controlled Dimmer Kit at only £3.50** (plus V.A.T. to above prices). All kits contain all necessary components and full assembly instructions. You only need a soldering iron, cutters and a few hours.



TK Shop now open

DO YOU EVER NEED A FEW MORE HANDS? ... IF SO



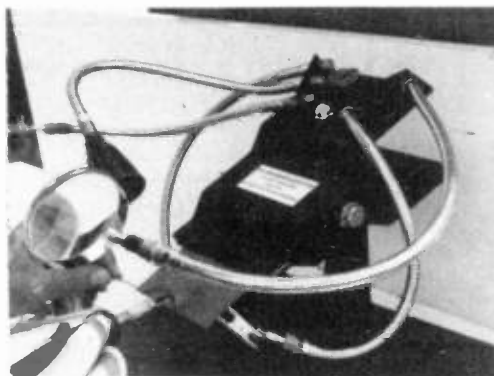
The new and improved **MINIBENCH***

System
will add a new dimension to your hobby

PRICE LIST

	£.p	£.p
Minibench Standard model	15.95	1.75
Delux model with powder coated finish and whisper smooth action	17.95	1.75
Delux model with rotating turn-table base on free-standing mount (as illustrated)	32.50	3.00
Flexi-Arm - 12"	4.75	15
- 18"	5.50	15
Lens Attachment - 50mm lens	2.50	15
- 75mm lens	3.25	20
- 100mm lens	5.00	30
Clip Attachment - Large	2.00	-
- Small	1.25	-
Light Fitting with 18" F/Arm	7.50	20
Transformer Unit mains to 12V 1A Complete with switch	10.50	75
Foot Pedal with cable Assy for independent jaw operation	12.00	1.75

Quantity discounts available for orders of 10 Minibenchs or more: please enquire.
We do endeavour to keep prices stable and absorb increases by outside suppliers where we can but since this is not possible in every case, the prices quoted are subject to alteration without notice.
PLEASE ADDRESS ALL ORDERS TO:-



Pat App for

*Trade Mark

- * Just a squeeze to clamp or release circuit board
- * Adjustable minimum jaw aperture
- * Jaws flip over for work on either side of circuit board
- * Rubber lined jaws for circuit board protection & maximum grip
- * Single wing nut controls jaw attitude and friction setting
- * Crocodile clips mounted on flexi-arms hold components exactly where needed
- * Crocodile clip can be used as a heat shunt
- * Lens similarly mounted is ideal for close work and spotting those solder bridges
- * Flexi-arms keep station with circuit board
- * Stove enamelled or powder coated finish
- * Built to last a lifetime!

NOW WITH ...

- * **WHISPER SMOOTH ACTION**
- * **EXTENDED RANGE OF ATTACHMENTS**

SALES DEPT., ABSONGLEN LTD., PO BOX 13, HEREFORD HR1 1EA

C. H. J. SUPPLIES
A SMALL SELECTION FROM OUR LARGE RANGE

DIODES

AA120...7p BA102...18p BA154...10p BA155...12p BY126...9p BY127...10p BY133...18p BY176...65p BY176 spec. but unmarked & larger...30p BY206...26p IN4148...3p IS44...4p

SIL RECTIFIERS

200mA 50V IS % 1/4...5p 100 IS921...6p 200V IS923...8p 1AMP 50V IN4001...4p 100V IN4002...4p 200V IN4003...4p 400V IN4004...5p 600V IN4005...5p 800V IN4006...6p IN4006...6p 3AMP 200V IN5402...12p (bargain pack of 25 IN4002 unmarked & PREFORMED...1/4" x MM...50p)

TRANSISTORS

AC128...16p AC153K...35p AC176K...35p AD149...60p AD161...35p AD162...35p AF139...35p AF239...38p AL102...£1.70 AU113...£1.70 BC108...9p BC147...8p BC148...8p BC149...8p BC160...22p BC182L...8p BC183L...8p BC184L...8p BC212L...9p BC213L...9p BC238...12p BC251...12p BC307...12p BC308...12p BC237...10p BC338...12p BC461...30p BD131...30p BD132...30p BD136...33p BD137...33p BD233...50p BF194...9p BF105...10p BF198...14p BFY50...18p BU205...£1.30 BU208...£1.60 MJE2955...80p MJE3055...60p OC28...£1.00 TIP30...35p TIP31...40p TIP42...40p 2N3055...40p Full range of 74 Series, 1, 3 & 6 amp Bridge Rectifiers, Memories, Op Amps, Timers, Etc

TANT BEADS 1 OFF (10 OFF)

1/35...10p (9p) 22/35...10p (8p) 33/35...10p (7p) 47/35...10p (8p) 68/35...10p (8p) 1/35...10p (8p) 2.2/35...12p (10p) 3.3/16...12p (10p) 4.7/17...12p (10p) 4.7/35...15p (14p) 6.8/25...14p (12p) 6.8/35...16p (14p) 10/16...16p (15p) 22/6.3...16p (14p) 22/10...20p (17p) 22/16...25p (22p) 33/10...25p (22p) 47/6.3...16p (14p) 47/16...40p (36p) 100/16...65p (60p) ONE OF EACH TANT...£3.50

P&P add 50p Orders over £6.00 Post Free. Add VAT at 15%. Cat. Free on request (MAIL ORDER ONLY) 4 STATION ROAD, CUFFLEY, HERTS Tel: 01-440 8959

RADIATION DETECTORS

BE PREPARED

VIEW THRU LENS

Ideal for the experimenter

- THIS DOSIMETER WILL AUTOMATICALLY DETECT GAMMA AND X-RAYS
- UNIT IS SIZE OF FOUNTAIN PEN & CLIPS ONTO TOP POCKET
- PRECISION INSTRUMENT
- MANUFACTURERS CURRENT PRICE OF A SIMILAR MODEL OVER £25 EACH

British design & manufacture

Tested and fully guaranteed. Ex-stock delivery.

HENRY'S

01-723 1008/9

404 EDGWARE ROAD, LONDON W2 1ED

FREE RECHARGE SERVICE AFTER PURCHASE

£6.95

inc VAT Post & Pack 60p

COMPLETE WITH DATA



P.C.B.s THE FOTO WAY

WHY wait weeks for manufacturers?
WHEN you can make professional printed circuit-boards yourself!

IT'S SO SIMPLE WITH: THE PATH P.C.B. PHOTO SYSTEM METHOD.

- Make master pattern of P.C.B. layout on clear drafting film.
- Take FOTO sensitised board (pre-coated or make your own using FOTO spray). Place master pattern upon board.
- Expose to UV or daylight.
- Place exposed board into developer.
- Wash.
- Etch in ferric chloride.
- Remove resist with wire wool or use FOTO stripper.

You now have your perfect P.C.B. ready for use. Your master pattern may be used again and again for extra copies.

Materials from stock you can rely on:

- Pack of Drafting Transfers (5 sheets assid) £1.80
- Drafting sheet for master pattern £0.20
- Developer crystals or £0.20
- Developer Liquid concentrate £2.20
- Ferric Chloride 250g (1/2lb) £0.80
- Ferric Chloride 1/2kg (1lb) pack £1.50
- FOTOstripper Concentrate £3.41
- FOTOSpray light sensitive lacquer in aerosol form enough to cover 1 to 1 1/2 sq. metres £2.30
- Polypropylene Dishes for etchants and developers £1.30

FOTOboard £1.30

1.6mm 1oz. copper Fibreglass Pre-sensitised board

	Single Sided	Double Sided
100mm x 150mm (Euro Card)	£1.55	£1.70
203mm x 114mm (Bin. x 4 1/2in.)	£1.72	£2.12
203mm x 228mm (Bin. x 9in.)	£3.00	
467mm x 305mm (18in. x 12in.)	£3.00	

Plain Copper Laminates Top-quality 1oz. Copper Fibreglass Laminates

	1mm SS	1mm OS	1.6mm SS	1.6mm OS	2.4mm SS	2.4mm OS
152mm x 152mm (6in. x 6in.)	£0.80	£0.80	£0.85	£1.27	£1.27	£1.35
152mm x 305mm (6in. x 12in.)	£1.40	£1.50	£1.40	£1.51	£2.27	£2.43
305mm x 305mm (12in. x 12in.)	£2.50	£2.72	£2.70	£2.75	£4.27	£4.50

POST & PACKING. Please add 80p per order Plus V.A.T. at 15% to total. Prompt despatch assured
UV Boxes, Tubes and P.C.B. associated products available - ask for details

PATH ELECTRONIC SERVICES 369 Alum Rock Road, Birmingham, B4 3DR - Tel: 021-327 2339

If you find an ad unacceptable, don't turn the page: turn to us.

The Advertising Standards Authority.

A.S.A. Ltd., Brook House, Torrington Place, London WC1E 7HN.

MIXERS, FADERS, VU METER DRIVERS AND MORE - ALL NEW FROM ILP!

Just some of the 28 new amazingly compact modules from ILP Electronics, Britain's leader in electronics modules - you'll find more new products in the amps and pre-amps advertisements.

All ILP modules are compatible with each other - you can combine them to create almost any audio system. Together they form the most exciting and versatile modular assembly system for constructors of all ages and experience.

Every item from ILP carries a 5 year no quibble guarantee and includes full connection data. So send your order on the Freepost coupon below today!

MIXERS

Model No	Module	What it does	Current required	Price inc VAT	Price ex VAT
HY 7	Mono mixer	Mixes eight signals into one.	10 mA	£5 92	£5 15
HY 8	Stereo mixer	Two channels, each mixing five signals into one.	10 mA	£7 19	£6 25
HY 11	Mono mixer	Mixes five signals into one - with base/treble controls	10 mA	£8 11	£7 50
HY 68	Stereo mixer	Two channels, each mixing ten signals into one.	20 mA	£9 14	£7 95
HY 74	Stereo mixer	Two channels, each mixing five signals into one - with treble and bass controls	20 mA	£13 17	£11 45

AND OTHER EXCITING NEW MODULES

Model No	Module	What it does	Current required	Price inc VAT	Price ex VAT
HY 13	Mono VU meter	Programmable gain/LED overload driver.	10 mA	£6 84	£5 95
HY 67*	Stereo headphone driver	Will drive stereo headphones in the 4 ohm-2K ohm range.	80 mA	£14 20	£12 35
HY 72	Voice operated stereo fader	Provides depth/delay effects	20 mA	£15 07	£13 10
HY 73	Guitar pre-amp	Handles two guitars (bass and lead) and mic with separate volume/bass/treble and mix.	20 mA	£14 09	£12 25
HY 76	Stereo switch matrix	Provides two channels, each switching one of four signals into one.	20 mA	To be announced	
HY 77	Stereo VU meter driver	Programmable gain/LED overload driver	20 mA	£10 64	£9 25

For easy mounting we recommend:

B 6 mounting board for modules HY6 - HY13 £0 90 inc. VAT (0.78 ex. VAT.)

B 66 mounting board for modules HY66 - HY77 £1 12 inc. VAT (0.99 ex. VAT.)

*All modules are encapsulated and include clip on edge connectors. All operate from ±5V minimum to ±30V maximum, needing dropper resistors for higher voltages. HY67 can be used only with the PSU 30 power supply unit. Modules HY6 to HY13 measure 45 x 20 x 40mm. HY66 to HY77 measure 90 x 20 x 40mm.

FP 480 BRIDGING UNIT FOR DOUBLING POWER

Designed specially by ILP for use with any two power amplifiers of the same type to double the power output obtained and will function with any ILP power supply. In totally sealed case, size 45 x 50 x 20mm with edge connector. It thus becomes possible to obtain 480 watts rms (single channel) into 8Ω. Contributory distortion less than 0.005%. Price: £5.51 inc. VAT. (Ex. VAT £4.79.)

How to order Freepost:

Use this coupon, or a separate sheet of paper, to order these products, or any products from other ILP Electronics advertisements. No stamp is needed if you address to Freepost. Cheques and postal orders must be crossed and payable to ILP Electronics Ltd: cash must be registered. C.O.O. - add £1 to total order value. Access and Barclaycard welcome. All UK orders sent post free within 7 days of receipt of order.

Please send me the following ILP modules

Total purchase price

I enclose Cheque Postal Orders Int. Money Order

Please debit my Access/Barclaycard No.

Name

Address

Signature

Post to: ILP Electronics Ltd, Freepost 2, Graham Bell House, Roper Close, Canterbury CT2 7EP, Kent, England
Telephone (0227) 54778 Technical (0227) 64723 Telex 965780



Don't miss the fabulous February issue — out January 8th

COMING SOON

Making Tracks

Everything you need to know to make your own printed circuit boards.

TV Aerial Amplifier

Designed for campers and caravaners, this little booster will give loud and clear TV (and FM radio) reception from almost any site.

It's also useful for fringe-area reception.

Digital Desk Thermometer

A touch of class, this . Impress your friends, amaze your colleagues!

Noiseless Fuzz Box

No buzz, just fuzz.

To These Pages!

★ PLUS

★ Monitor

★ Clever Dick

★ Famous Names

★ AND

our continuing saga of Helpful HiFi Hints ...

★ Scaling The HiFi Heights

Hobby Electronics

ALL THIS and more in the February issue of ...

MASTER ELECTRONICS NOW! The PRACTICAL way!

This new style course will enable anyone to have a real understanding of electronics by a modern, practical and visual method. No previous knowledge is required, no maths, and an absolute minimum of theory

You learn the practical way in easy steps mastering all the essentials of your hobby or to start or further a career in electronics or as a self employed servicing engineer.

All the training can be carried out in the comfort of your own home and at your own pace. A tutor is available to whom you can write personally at any time, for advice or help during your work. A Certificate is given at the end of every course

You will do the following

- Build a modern oscilloscope
- Recognise and handle current electronic components
- Read, draw and understand circuit diagrams
- Carry out 40 experiments on basic electronic circuits used in modern equipment
- Build and use digital electronic circuits and current solid state 'chips'
- Learn how to test and service every type of electronic device used in industry and commerce today. Servicing of radio, T.V., H-F and microprocessor/computer equipment.



New Job? New Career? New Hobby? Get into **Electronics Now!**

FREE!
(COLOUR BROCHURE)

Please send your brochure without any obligation to _____ I am interested in _____

HE/1/821

NAME _____

ADDRESS _____



POST NOW TO

British National Radio & Electronics School Reading, Berks. RG1 7BR

FAMOUS NAMES

Vladimir Zworykin is — or should be — famous for his achievements in the field of Opto-Electronics

WHO? Never heard of him? Well, it's certainly true that Zworykin, a pioneer of electronic television, isn't as well known on this side of the Atlantic as he is on the other, but that's not really an excuse. Zworykin was born in 1889 in Imperial Russia and during the first part of World War One served with distinction in the Radio Corps of the Imperial Russian Army. Then came the Revolution, the army was disbanded in confusion and, like many others, Zworykin escaped while escape was still possible. Emigrating to the USA in 1919, he joined the Westinghouse Electric Corporation in Pittsburgh, and launched his brilliant research career. In 1923, he patented the device which provided the first genuine electronic television service. It was the Iconoscope — the first TV camera tube.

The Iconoscope has long been out of date and only survives in a few museums, but it was the mainstay of TV broadcasting from 1936 until well after the second World War. Briefly, the idea was that an image of a scene was projected on to a photosensitive sheet of material inside an evacuated tube. The sheet (or target) wasn't continuous but consisted of tiny dots of conducting material surrounded by insulation, so that each dot became electrically charged by the action of the light falling on it. A beam of electrons was then scanned across the sheet and the differences in charge at various places on the conducting target caused the electron beam to be modulated at the final anode, after the beam had been reflected from the target.

Problems

The principle was fairly simple, though not well understood at the time and depended on being able to construct a target with just the right amount of leakage between conducting sections. This was not possible then, though if a bit more development work had been done, television wouldn't have been sidetracked into mechanical methods left over from the 1880's.

Zworykin, totally committed to all-electronic television, patented a receiver in 1924 and continued development work at Westinghouse. A patent for a colour TV system followed in 1928 and, in 1929, RCA were so impressed by Zworykin's improved working model of a receiver that they offered him the plum job of Director of Research at their Princeton research centre (now at Camden).

The years that followed were extremely exciting for the future of TV. Demonstrations of mechanical systems had caused considerable sums of money to flow into a method which would prove to be a dead end. This had the twin effects of making fewer resources available for research into electronic TV and at the same time convincing many people that television simply wasn't worth having. At RCA, however, Zworykin assembled a team whose objective was to ensure that they came up with the first all-electric TV. Meanwhile in Hayes, Middlesex, the EMI Company (then HMV) was working on precisely the same project, with the advantage of having two outstanding research engineers — McGee and Blumlein. McGee (now Professor McGee) was in charge of camera tube development, Blumlein was in charge of circuit development.

Everyone a Winner

Who won? We all did. One of the remarkable things about that period was the way in which everything went in synchronism (almost) at the two places. If we take the end of the race as being the first public TV broadcast then the EMI team, with the close co-operation of the BBC, just made it. No-one on the other side of the pond is ever going to admit that, though!

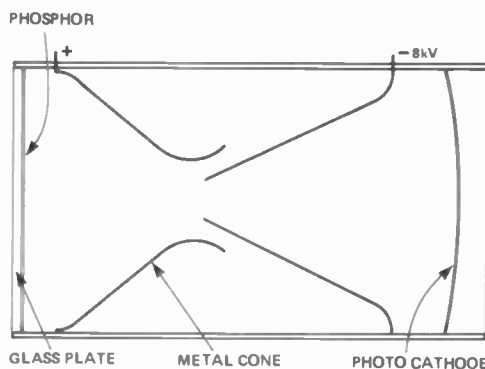
As in so many other cases, however, RCA was able to produce and sell TV receivers on a scale which greatly outstripped the UK (there were about 700 receivers in London in 1939) and it was Zworykin's team that undoubtedly made the true mass production of TV receivers a reality.

By the outbreak of war between Japan and the USA, Zworykin had taken out another significant patent. It was for a device which he called an 'electric eye', but which we now recognise as an elec-

tron microscope. The development of the electron microscope did not progress much further until after the War, but the basic principles remain those laid out in Zworykin's patent. Our understanding of materials, particularly the nature of semiconductors, owes much to this remarkable instrument.

The onset of war inevitably caused research laboratories to turn away from television. Zworykin's team worked extensively on infra-red imaging tubes, the 'sniperscopes' which can sometimes still be bought as 'war surplus'. The basic principle, illustrated in Figure 1, was remarkably simple. A photocathode was made which was sensitive to infra-red (heat) radiation so that electrons were emitted from any part of the photocathode struck by infra-red. These electrons could then be accelerated by a high voltage and used to form a visible image on a phosphor screen. Using a lens to focus the infra-red rays onto the photocathode, the tube produced a visible image from the invisible infra-red.

Early sniperscopes were relatively insensitive but were quite capable of detecting hot engines or guns, allowing artillery to be aimed at night. Towards the end of the war more sensitive versions were developed, capable of detecting human bodies against a colder background. The most recent devices allow us to see with almost the same resolution and contrast range as we would expect from television!



1. Principle of the 'sniperscope'. A photocathode emits electrons when struck by infra-red (heat) rays. The electrons are accelerated to a phosphor screen to produce a visible image, allowing the user to literally "see in the dark".

Images Intensified


It was Zworykin's work which made this and so many other modern light detectors possible. Secondary emission multiplication, a method of noiseless amplification and another first for Zworykin, makes use of an effect which takes place when a fast moving electron hits the surface of an insulator or conductor. When both the speed of the electrons and the voltage between the source of the electrons and the surface are correctly adjusted, each electron which hits a surface can knock off several others. This is where the 'multiplier' comes from; each time this happens, the number of electrons in the beam is being multiplied. Several stages of multiplication can change of current from a fraction of a microamp to one of several milliamps and without any noise signal being introduced. This principle was to be the key to the more sensitive camera tube, the image orthicon, which superseded the iconoscope and its offspring, the super-iconoscope. Scientific investigation was also to benefit from photomultiplier light detectors, which also use the secondary emission effect.

Zworykin's lifetime of research was not overlooked by his colleagues or by RCA. He was appointed an Honorary Vice President of the company in 1950 and became Director of the Rockefeller Medical Electronics Institute (now Rockefeller University) in New York City. As the final seal of esteem, in 1967 the National Academy of Sciences awarded him their highest honour, the National Medal of Science.

HE

VOLUME EXPANDER

Puts the Crash back into your Crescendos!



ONE OF THE PROBLEMS of cassette recorders, especially those with no system for noise reduction, is that it is not uncommon for a big crescendo *not* to happen! Instead of an expected rise in volume to a powerful peak, it tends to flatten out and may even become rather muffled and distorted! This is because the dynamic range of the programme material, on tape, is greater than the dynamic range of the system. Dynamic range is simply the difference between the lowest and highest signal levels and the dynamic range of a recording system is the difference between the lowest signal level that can be recorded, without getting lost in noise, and the highest level that can be recorded without serious distortion resulting. If the former is greater than the latter then you obviously have a problem!

On the face of it, the choice is between losing the lowest signal levels in noise or allowing the highest signal levels to overmodulate the tape and cause severe distortion. In practice, it is common for compression to be used (usually in the form of an automatic recording level system or limiter) and this reduces the recording level, during peaks in the dynamic level, so that overmodulation and distortion are avoided while allowing sufficient average gain to keep low-level passages above the 'noise floor'. Unfortunately, this also results in crescendos that are only slightly louder, certainly less loud than they should be and the reproduced music is consequently lacking in impact, to say the least.

Name Of The Gain

It is not really possible to process a compressed signal to precisely restore the dynamic levels to their original condition unless the compression law used during the recording is known. This is not likely to be the case. However, it is possible to use a

compromise system which leaves the lower dynamic levels unchanged but boosts the higher levels, so that the lost dynamic range is, after a fashion, restored to something like the original. Of course, the expansion will not exactly match the compression used in the recording stage, and the usefulness (or otherwise) of volume expansion depends largely on the programme material. It might give a dramatic improvement, or it may give an artificial sound to the music. Generally, though, if it's used with programme material that seems to be rather lacking in dynamic range and impact, a very worthwhile improvement can normally be expected.

This simple expander is, therefore, primarily intended for use between an inexpensive cassette recorder and an amplifier. It was designed as a mono expander but, as the two channels are processed separately in a stereo expander, it is merely necessary to use two circuits in order to produce a stereo version.

Construction

There is nothing out of the ordinary in the construction. A small piece of 0.1" Veroboard is used for all components except the controls, etc. Drill the two mounting holes (for 6BA or M3 fixings) and make the breaks in the copper strips before soldering on the components. The layout is quite dense and bridges of solder between copper strips are easily produced, so inspect the finished board for bridges and, if possible, double check using a continuity tester.

Use a metal case for this project as it will screen the board and wiring from mains hum etc. The input and output sockets are 3.5mm jacks, but use another type of connector if this will make it easier to wire the Expander into your system. A PP3-size battery is sufficient to power the unit — the current consumption of 2.5mA does not justify the use of a larger size.

Parts List

RESISTORS (ALL ¼ WATT 5%)

R1	100k
R2	120k
R3	3k3
R4	2k7
R5	1k5
R6	330k
R7	270k
R8	33k
R9	10k
R10	1M8
R11	4k7

POTENTIOMETERS

VR1	2M2 linear carbon
VR2	2M2 linear carbon

CAPICITORS

C1	1uF tantalum
C2	10uF tantalum
C3	0.22uF tantalum
C4	10uF tantalum
C5	0.47uF tantalum
C6	0.1uF polyester (C280)
C7	100uF 10V electrolytic

SEMICONDUCTORS

Q1, 3	BC109C
Q2	BF244B
D1, 2	1N4148

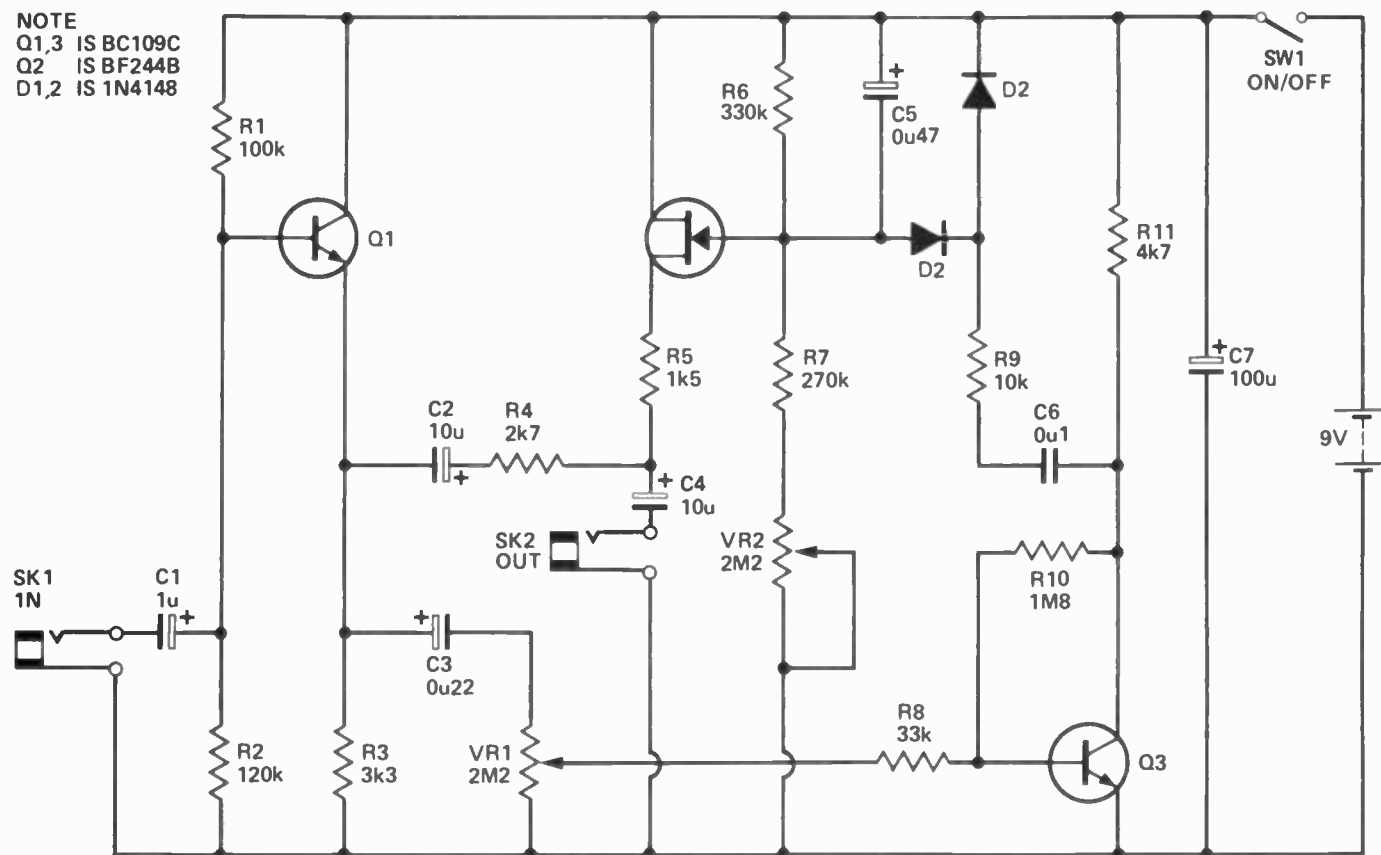
MISCELLANY

SK1,	2 x 3.5mm jacks
SW1	SPST miniature toggle switch
Stripboard panel	
PP3 battery and connector	
Two control knobs	
Wire, solder, etc.	

Setting up

The Expander will function with input levels of between about 100mV rms and 3 volts rms and it should be possible to use it successfully with virtually any

NOTE
 Q1,3 IS BC109C
 Q2 IS BF244B
 D1,2 IS 1N4148



▲ Figure 1. Complete circuit diagram of the Expander. The battery is a PP3.

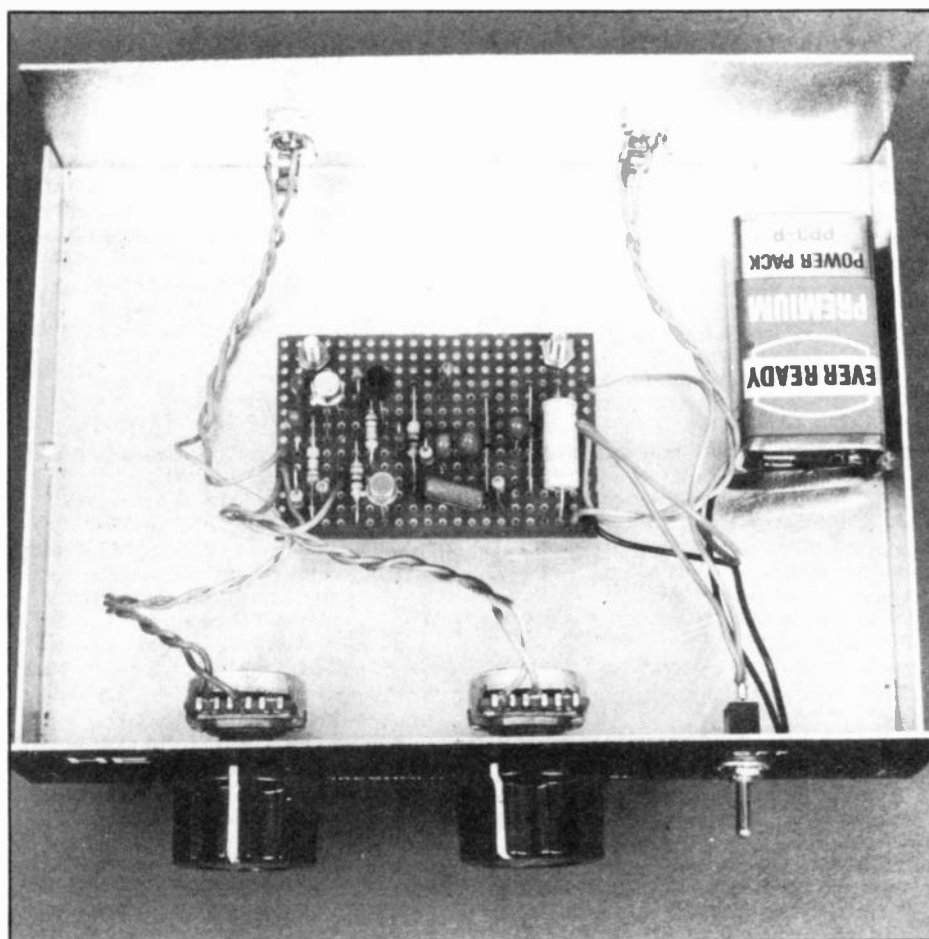
Figure 2. The layout inside the case — a smaller one could be used.

cassette recorder and amplifier (use screened leads to connect it into the system). With threshold control VR1 backed right off (fully anticlockwise), the volume can be altered to some extent by adjusting the Level control, VR2, but only over a fairly narrow range. Best results will probably be obtained with VR2 backed off just far enough to reduce the volume to its minimum level, however, it is worth experimenting a little here.

Also, if VR1 is not advanced far enough, expansion will not be obtained while (if it is advanced too far) the effect of the unit will be very obvious and probably annoying. Again, it is a matter of experimenting to find the setting that gives best results.

Buylines

The BF244B f.e.t. is available from Technomatic Ltd. The case is a Maplin type TP2, but any similar case should do just as well. The other parts are all easily obtained and the approximate cost of this project should be around £15, excluding the case.



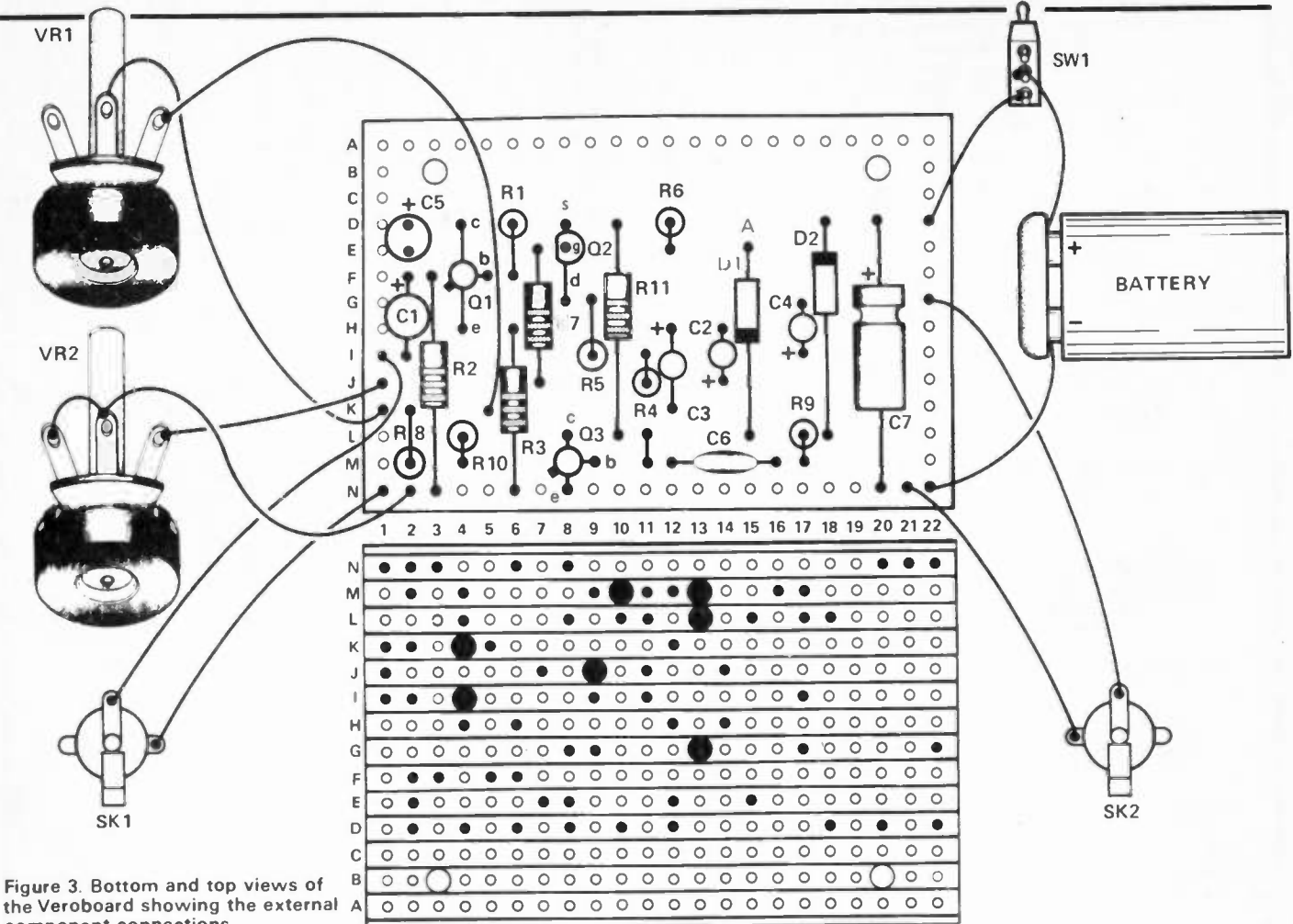


Figure 3. Bottom and top views of the Veroboard showing the external component connections.

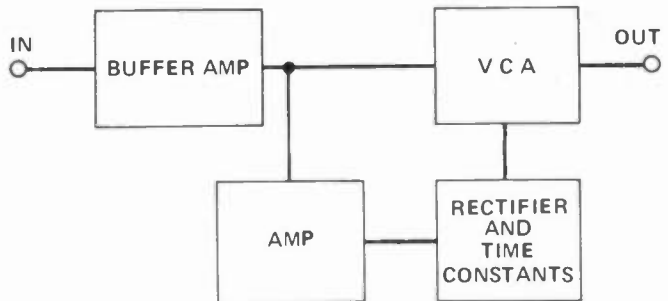
How It Works

The input signal is taken to a buffer stage, then to a voltage controlled attenuator (VCA), which reduces the signal level slightly. Some of the output of the buffer is amplified and fed to a rectifier and smoothing circuit which sets the attack and decay times and provides the control voltage for the VCA.

With little input signal, the VCA provides a set amount of attenuation. Higher signal levels are less heavily attenuated so that they are effectively boosted, providing an increase in dynamic range. The attack and decay times are quite short so that the circuit responds almost instantly to changes in level.

so that the loss through the VCA is 9 to 10dB. Q1 is used in an emitter follower buffer stage to ensure that higher losses do not occur if the unit is fed from a low impedance source (which is quite likely to be the case).

Some of the buffered input signal is fed via C3, VR1, and R8 to a common emitter amplifier based on Q3. The output of this is coupled by C6 and R9 to a rectifier circuit, D1, 2, which gives a negative DC output signal, smoothed by C5. This negative bias is applied to the gate of Q2 but will be too small to have any effect at low dynamic levels. VR1 is adjusted so that, at higher dynamic levels, the bias starts to turn off Q2, reaching "pinch off" at or just below peak volume. Thus the attenuation of the unit is reduced as the dynamic level is increased; that is, the volume is expanded. The values of R11, R9, and C6 give the circuit the necessary fast attack time, and the values of C5 and R6 give a somewhat slower but still quite rapid decay time. It is essential that the response is fast enough to follow the rise and fall of the signal level, or the action of the circuit would become clearly audible. On the other hand, there must be a small delay, provided by the slower decay time, or the circuit would seriously distort the processed signal.



The Circuit

The heart of the circuit is a JFET used as a Voltage Control Attenuator. One arm of the attenuator is formed by R4, the other by the resistance of R5 and the drain-to-source resistance of Q2 in series. If Q2 is switched off, it has an extremely high drain-to-source resistance, typically a thousand

megohms or more. Assuming the output of the attenuator feeds a medium to high impedance load, it gives very little signal loss. If Q2 is switched on, however, it exhibits a drain-to-source resistance of only a few hundred ohms, at most, and this gives losses of 9 to 10dB.

VR2 is adjusted so that the reverse bias on the gate of Q2 is not sufficient

HE

7 HUGHENDEN ROAD, HASTINGS, SUSSEX. TN34 3TG
Telephone: HASTINGS (0424) 438004



LTD
ELECTRONIC KITS



KS100 MINI VHF SUPER-REGENERATIVE RECEIVER 88-100MHz 5V D.C. £5.34 inc VAT




KS272 8 CHAN HIGH POWER VU DISPLAY, 300W PER CHAN, 240V A.C. £21.29 inc VAT



KS200 MINI F.M. TRANSMITTER 88-100 MHz 5V D.C. (NOT LICENCEABLE IN UK) £7.30 inc VAT



KS230 3 CHANNEL MICROPHONE OPERATED SOUND TO LIGHT, 300W PER CHAN 240V A.C. £14.43 inc VAT



KS240 3 CHAN SOUND TO LIGHT, OUTPUT 3 X 1KW 240V £13.70 inc VAT



UK584 LOGIC PROBE, SUITABLE FOR TTL-DTL-SNOS CIRCUITS, 5V D.C. £8.46 inc VAT



KS200 3 CHAN CHASE LIGHT, 1KW PER CHAN, 240V A.C. £11.27 inc VAT



UK383 CROSS HATCH GENERATOR R.F. OUTPUT, U.M.F. INTERNAL 5V D.C. SUPPLY £22.94 inc VAT



Post & Packing, 50p per KS kit, 75p per UK kit. Send 20p S.A.E. for catalogue of our extensive range of kits & cabinets. Trade, Educational & Export enquiries welcomed.



JOIN UP WITH LITESOLD

Litesold's new 'L' Series soldering iron - now at a bargain price. Outstanding performance. Lightweight. Easy to maintain. Elements are enclosed in Stainless Steel shafts, insulated with mica and ceramic. Non-seize interchangeable bits, choose from 'oopper' or 'long life'. A very special tool at a very special 'direct' price. Just £5.22 for iron fitted with 3.2mm copper bit. Just £2.27 for 3 spare copper bits (1.6; 2.4; 4.7).

A mere £4 for professional spring stand! Or buy the lot for £10.84 and save 10%.

All prices inc. VAT P. & P.

Write today. Send Cheque/P.O. to Litesold, 97-99 Gloucester Road, Croydon CR0 2DN or phone 01-689 0674 for Barclaycard/Access sales.



£5.22

LITESOLD
LIGHT SOLDERING
DEVELOPMENTS LTD

PARNDON ELECTRONICS LTD.

Dept. No. 22, 44 Paddock Mead, Harlow, Essex CM18 7RR. Tel. 0279 32700

RESISTORS: 1/4 Watt Carbon Film E24 range $\pm 5\%$ tolerance. High quality resistors made under strictly controlled conditions by automatic machines. Banded and colour coded.
£1.00 per hundred mixed (Min 10 per value)
£8.50 per thousand mixed (Min 50 per value)
Special stock pack 60 values 10 off each £5.50

DIODES: IN4148 3p each. Min order quantity - 15 items
£1.60 per hundred

DIL SWITCHES: Gold plated contact in fully sealed base - solve those programming problems
4 Way 86p each 6 Way £1.00 each 8 Way £1.20 each

DIL SOCKETS: High quality, low profile sockets
8 pin - 10p. 14 pin - 11p. 16 pin - 12p. 18 pin - 19p. 20 pin - 21p.
22 pin - 23p. 24 pin - 25p. 28 pin - 27p. 40 pin - 42p.

ALL PRICES INCLUDE V.A.T. & POST & PACKING - NO EXTRAS
MIN ORDER - UK £1.00 OVERSEAS £5 CASH WITH ORDER PLEASE

ILP POWER SUPPLIES - MOST WITH ILP TOROIDAL TRANSFORMERS

Space-saving, efficient ILP power supplies are designed to give you flexibility in planning audio assemblies. Nine of the eleven models have toroidal transformers manufactured on new cost-efficient high technology machines in our own factory. So we keep the quality up, and the price down.

ILP power supplies are compatible with all other ILP modules - combine them to produce almost any audio system. All carry the ILP 5 year no quibble guarantee and include full connection data.

So send your order on the Freepost coupon below today!



POWER SUPPLY UNITS

Model No	For use with	Price inc VAT	Price ex VAT
PSU 30	$\pm 15V$ combinations of HY6/66 series to a maximum of 100 mA or one HY67	£5.18	£4.50
	The following will also drive the HY6/66 series except HY67 which requires the PSU 30		
PSU 36	1 or 2 HY 30	£9.32	£8.10
PSU 50	1 or 2 HY 60	£12.58	£10.94
PSU 60	1 x HY 120/HY 120P/HD 120/HD 120P	£15.00	£13.04
PSU 65	1 x MOS 120/1 x MOS 120P	£15.32	£13.32
PSU 70	1 or 2 HY 120/HY 120P/HD 120/HD 120P	£18.31	£15.92
PSU 75	1 or 2 MOS 120/MOS 120P	£18.63	£16.20
PSU 90	1 x HY 200/HY 200P/HD 200/HD 200P	£18.63	£16.20
PSU 95	1 x MOS 200/MOS 200P	£18.77	£16.32
PSU 180	2 x HY 200/HY 200P/HD 200/HD 200P or 1 x HY 400/1 x HY 400P/HD 400/HD 400P	£24.54	£21.34
PSU 185	1 or 2 MOS 200/MOS 200P/1 x MOS 400 1 x MOS 400P	£24.68	£21.46

All models incorporate ILP toroidal transformers except PSU 30 and PSU 36 which include our own laminated transformers.

How to order Freepost:

Use this coupon, or a separate sheet of paper, to order these modules, or any products from other ILP Electronics advertisements. No stamp is needed if you address to Freepost. Cheques and postal orders must be crossed and payable to ILP Electronics Ltd; cash must be registered. C.O.D. - add £1 to total order value. Access and Barclaycard welcome. All UK orders sent post free within 7 days of receipt of order.

Please send me the following ILP modules

Total purchase price

I enclose Cheque Postal Orders Int. Money Order

Please debit my Access/Barclaycard No

Name

Address

Signature

Post to: ILP Electronics Ltd, Freepost 2, Graham Bell House, Roper Close, Canterbury, CT2 7EP, Kent, England.
Telephone (0227) 54778, Technical (0227) 64723, Telex 965780



ILP
ELECTRONICS LTD

HE 6/1

STAY AHEAD. STAY WITH US

BARGAINS



L.D.R. SIMILAR TO ORP 61: IN SHIELD WITH LEAD. ONLY 30p OR £2.35 FOR 10

MALLORY MOTORIZED SWITCH UNIT

3 minute cycle 4 SPST and 3 changeover 230V motor. Two for £3.75

20mm Panel Mount Fuseholder 25p

Cable Tie. Large, self locking 10 for 20p

RELAYS BY KEYSWITCH

10A 2-Pole C/O 240V Coil. ONLY 80p
2 for £1.50
5 for £3.50



RUBBER GROMMETS 1/4" 10 for 20p
STRAIN RELIEF SLEEVE 10 for 30p

TOGGLES, DDPDT CENTRE OFF 10A 240V 80p 5 for £3.50
BIASSED 30p 4 FOR £1
FEMALE 1/4" SPADE 10/20p
1/8" Pop Rivets 50/150p

GLASS FUSES

20mm QUICK BLOW 1A 1" (FITS 1 1/4" CHASSIS MOUNT HOLDER) 3A, 10A QUICK BLOW, 5A ANTI SURGE 10/40p 100/£3.00

ROLLER ARM MICRO SWITCH SPST 15p
BULGIN 3A 3 PIN PLUG AND SOCKET 50p
USEFUL HARDWARE £1

FOR THE ELECTRONICS MAN WITH NEARLY EVERYTHING!

AN IMMORTALIZED THERMIONIC VALVE IN A TRANSPARENT PAPERWEIGHT. IDEAL PRESENT ONLY £2.10

LATCHING RELAY WITH MANUAL RESET



3 POLES BREAK WHEN ENERGIZED
PANEL MOUNTING 240V COIL
ONLY £1.00

LOW-COST, RUGGED TEMPERATURE CONTROL

HIGH QUALITY



TEMP. GAUGE 0° - 120°C
Remote sensor on 38" capillary, panel mounting dial 55mm. dia.
ONLY £1.85

16A 240V RANCO THERMOSTAT

Wide control range (low room temp. to over boiling point)
Sensor on 22" capillary. £2.30, including control knob

RANCO THERMAL CUT-OUT 100°C

15A 240V. Sensing coil on 41in. capillary panel mounting with reset button £1.20

BUY ONE EACH OF ABOVE FOR £4.85



L.E.M. SERVICES
239 RUGBY ROAD
LEAMINGTON SPA CV32 6DU
WARWICKSHIRE

ADD 50p P&P
ORDERS OVER
£5 post free

TECHNICAL TRAINING IN ELECTRONICS AND TELECOMMUNICATIONS

ICS can provide the technical knowledge that is so essential to your success, knowledge that will enable you to take advantage of the many opportunities open to the trained man. You study in your own home, in your own time and at your own pace and if you are studying for an examination ICS guarantee coaching until you are successful.

City & Guilds Certificates

Telecommunications Technicians
Radio Amateurs
Electrical Installation Work

Certificate Courses

Colour TV Servicing
Electronic Engineering and Maintenance
Computer Engineering and Programming
Radio, TV, Audio Engineering and Servicing
Electrical Engineering, Installation and Contracting

POST OR PHONE TODAY FOR FREE BOOKLET

To: International Correspondence Schools

ICS Dept 262Q, Intertext House, London SW8 4UJ
or telephone 622 9911

Subject of Interest _____

Name _____

Address _____

Tel _____

high precision multimeters



at Christmas Gift prices from JMI

UNTIL DEC. 31

SAVE £5



MAIH Analogue Multimeter
Normal Price: £33.20

Special Discount Price:
£27.45 (inc leads, Vat and postage/packing)

Analogue multimeter pivoted movement and easily read mirror scale.
Input impedance 20K 0/V D.C.

DCV 9 ranges up to 1000V
ACV 6 ranges up to 500V
DCA 6 ranges up to 5A
ACA 5 ranges up to 5A
Resistance 4 ranges up to 1MΩ
Capacitance can also be measured from 2-200,000uF.
Carrying Case: £5.18 Inc Vat

SAVE £8

MAID Digital Multimeter
Normal Price: £63.10

Special Discount Price:
£53.90 (inc. leads, carrying case, Vat, Postage/Packing)

Digital multimeter Large LCD display.
Input impedance 10MΩ.
AC and DCV 5 ranges up to 650V
AC and DCA 4 ranges up to 2A
Resistance 5 ranges up to 20MΩ

OR ORDER BOTH & SAVE £15

ONLY £79.05 (inc Vat)

Full service back-up and money-back guarantee.



From one of Europe's leading electrical groups, now available in the U.K. from JMI.

JOHN MINISTER INSTRUMENTS LTD

137/139 SANDGATE ROAD, FOLKESTONE, KENT CT20 2DE Tel (STD) 0303 41598/54002 Telex 965418

JMI

JOHN MINISTER INSTRUMENTS LTD
137/139 SANDGATE ROAD, FOLKESTONE, KENT CT20 2DE
Telephones (STD) 0303 41598/54002 Telex 965418

Name _____

Address _____

Please supply:


MAIH Analogue Multimeter with carrying case.
 MAID Digital Multimeter inc carrying case.

Cheque/Postal Order for £ _____

Goods will be despatched within five working days of receipt of order

Car Electronics

The final part of our in-depth preview of the "Car of the Future"



Despite the apparent acceptance worldwide of DCEL and VF as the most suitable forms of instrument displays, a number of other techniques are currently being investigated which may have advantages in limited applications. In Japan, NEC has an electronic multi-coloured instrument panel using a combination of back-lit liquid crystal displays and vacuum fluorescent techniques, and is developing a dot matrix readout with a highly flexible format for displaying symbols, letters and numbers. Jaeger SA of France has also developed an electrolytic liquid display in which light is dispersed from a silver film deposited on a clear electrode, while in the USA, a number of companies are active in the field of VF. One such company, Zenith Radio Corp, has even proposed a computerised cathode-ray tube display system. (A variety of different types of displays were described in *Digits On Display* in the November '81 issue of HE, pp 14-17.)

Voice synthesis techniques, now well established, are also being investigated for providing 'spoken' indications of low fuel, presence of ice, low oil pressure etc, as a means of attracting the driver's attention.

Driver information and car status has been carried a stage further by Siemens of West Germany. This company, in collaboration with BMW, has developed a microcomputer system that offers the driver fifteen functions. In addition to the milometer and speedometer, it includes such things as average petrol consumption, the residual range with the residual fuel carried, distance to destination, likely time of arrival, and flashing lights with gong alarm that warns of maximum speed and icy road hazards.

Integration Requires A Reliable Power Source

Any electronic system is only as good as its power supply, and this applies equally to vehicle systems. Here again, integrated circuitry comes to the rescue by making it possible to design a single-chip voltage regulator that can absorb all the electrical stresses that occur in a car, and to provide at its output safe and stable supplies. One such regulator is the SGS-ATES L2600

(Fig. 5) which can withstand at its input peak voltages between -150 V and $+120\text{ V}$ and steady DC voltages between -28 V and $+28\text{ V}$. Also, because it has been designed to supply devices that must operate during start-up, when it is possible for the battery voltage to drop to as low as 6.5 V , the drop-out voltage is only 1.5 V . Even at this voltage it does not actually drop out but 'drops off' by following the input voltage. Full output stage, overvoltage and thermal protection are built in 'on chip', and a particularly important aspect is the high precision of the output voltage which can be set to $\pm 2\%$ during production of the device.

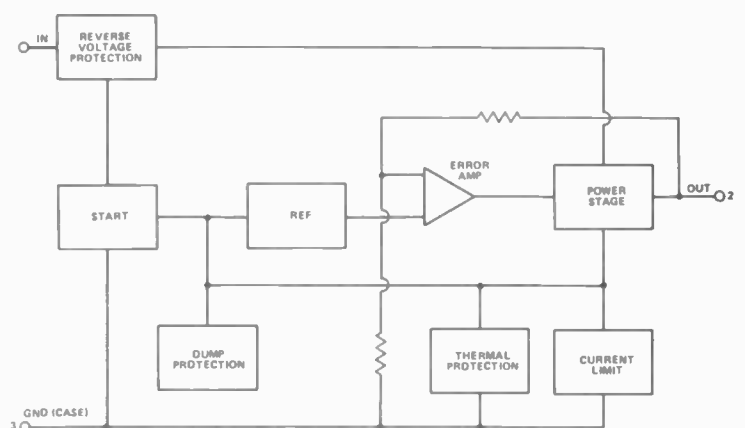


Figure 5. Block diagram of SGS-ATES' L2600 regulator

To maintain the cost of the device within reasonable limits, the maximum current capability has been limited to about 0.5 A . When a higher current is needed, a specially designed power transistor can be added which has a collector current of greater than 20 A , thus allowing it to withstand extreme reverse polar-

ty conditions. By including this transistor in a circuit configuration such as that shown in Fig. 6, it is possible to design a power supply that not only provides the high and low voltage and current requirements for all of the in-car electronics, but also offers protection against possible destructive abnormal electrical conditions that could be encountered.

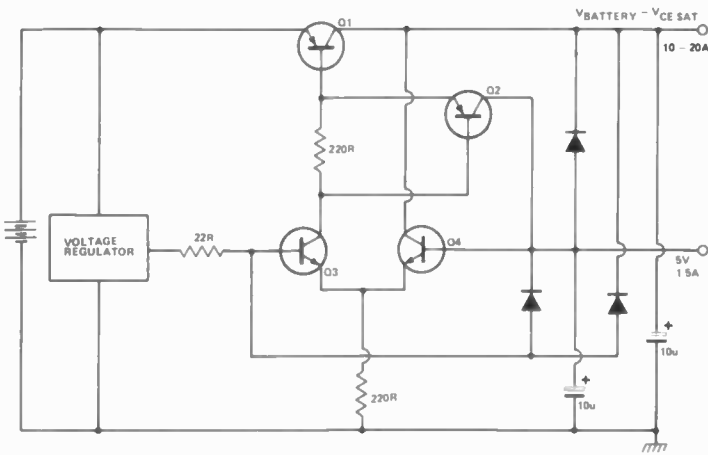


Figure 6. The L2600 regulator with added protection for high/low voltage and power

Another type of regulator, the L485, is a monolithic (single chip) integrated circuit that has been designed for use in conjunction with a Darlington power transistor as voltage regulator in a three-phase alternator charging system (Fig. 7). Particular features are complete built-in diagnostics, 3 W lamp direct driving, lamp short-circuit protection, 120 V load disconnection protection, 300 V low energy interference spikes protection and thermal protection.

Other Areas For Electronic Control

One important application for the microprocessor which has not yet been mentioned is in transmission control which, in the future, will not include separate and definite gears but instead will have a microprocessor-controlled servomechanism that

will automatically adjust itself according to the load the car is being required to carry. As a result, the proper gear ratios will always be chosen to maintain optimum torque efficiency and maximum engine efficiency.

Another important area, depending upon how comfortable you like to be, is the air conditioning and temperature control of the car interior. This is particularly relevant to European cars which do not always provide the same degree of comfort as that enjoyed by American drivers.

Most of the ancillaries such as signal flashers, hazard warning lamps, interior dimming, headlight dipping, screen wipers, rear window de-misting or de-frosting can all benefit from integrated circuit or microprocessor control.

Putting It All Together

The application of integrated circuits and microprocessors to individual areas of vehicle systems presents no real problems to current technology. Bringing them together into one integrated system under the control of a microcomputer, or using a distributed technique whereby a number of microprocessors or microcomputers control specific areas in an inter-linked system, requires a more elaborate approach. It is this approach which is now being investigated by the major semiconductor houses in co-operation with the car manufacturers.

Obviously, only the larger functions such as engine management and fuel injection, ignition control, anti-skid braking, instrumentation, transmission and power supply, would be integrated into a total system, leaving the ancillary areas to individual control, but how can all this be put together efficiently, economically and in an orderly manner? It has been said that a camel is a horse designed by a committee — it has all the bits, it does the job, but what a combination! (Apologies to camel lovers.) As more and more electronics are added to the car we could, if we are not very careful, be in danger of producing a 20th century camel unless some orderly approach is adopted.

The actual method of approach adopted will depend very much on the preferences of the individual car manufacturers and whichever electronics companies supply their systems, and either of the two methods referred to above — centralised or distributed control — could be adopted.

One international electronics company, SGS-ATES of Milan, has formulated an approach it calls 'partitioning' which is fully integrated, and which caters for the severe electrical en-

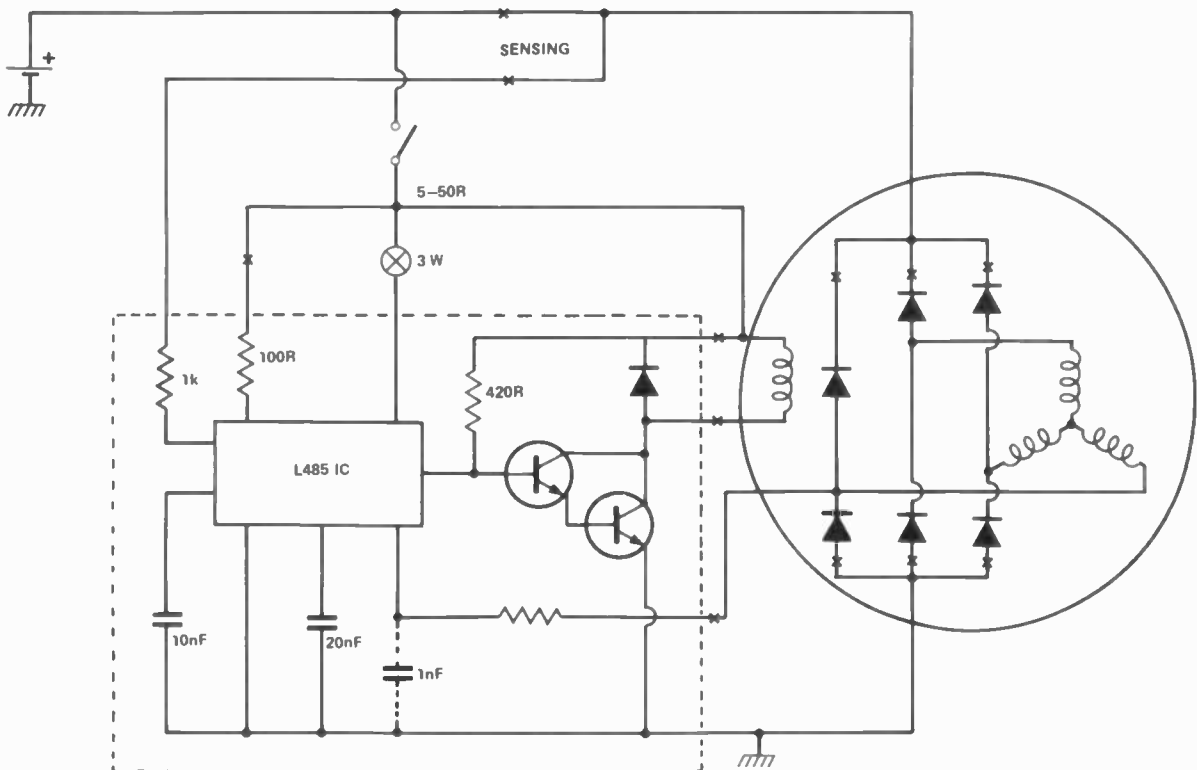


Figure 7. Electronic voltage regulator for use with a three-phase car alternator

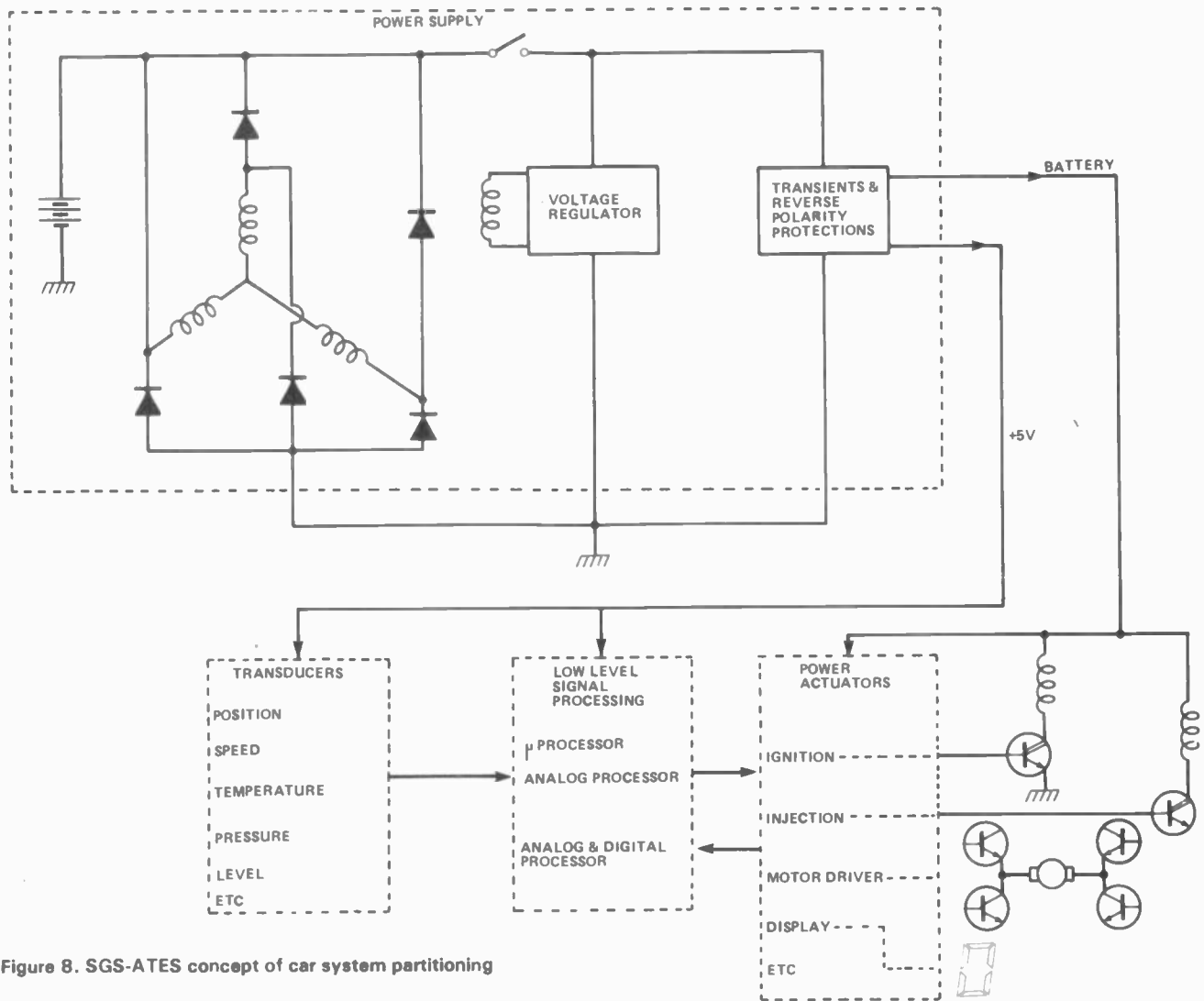


Figure 8. SGS-ATES concept of car system partitioning

vironments encountered in cars by providing a fully protected central power supply.

The system operates by splitting the car electronics into separate groups characterised by technology, performance and function, as shown in Fig. 8. In general, this results in four different groups. At the heart of the system is the power supply group, the function of which is to convert the normal car supply into a safe and appropriate supply for each of the other groups in the system. Devices working in this power supply section must not only be of high power rating and of high efficiency but they must also be protected against all the adverse conditions such as overvoltage, transients, wrong polarity etc.

Having obtained a safe supply, it is then possible to optimise the remaining units according to their functions, using the most appropriate technology available and without worrying about device protection. For instance, input sensors can be designed with the optimum signal-to-noise ratio, linearity and drift, the three major requirements of such devices. It is possible to process signals at low voltages and, because the supply is constant and secure, it is also possible to use more standard semiconductor devices than specially-designed devices.

Power actuators for driving motors, solenoids etc use the same technology as the power supply, but unlike devices in the power group these need no special electrical protection against supply variations, and therefore the whole semiconductor design can be concentrated on achieving the desired function.


What About The Wiring?

By now, even from the brief examples quoted, it must be obvious that fully integrated car electronics with microprocessor control could present problems in interconnection techniques (that is, circuits sited around the car 'talking' to a central com-

puter) unless something other than the conventional cable harness was used. Fortunately, the answer to this problem already exists in well-established computer systems — digital multiplexing. This is a combinational method of transmitting binary information selected from one of many input lines to a single output line. It can be likened to a single-pole multiposition switch that passes digital data in one direction only.

The trend in car electronics will be towards this method for the replacement of conventional cable harnesses to carry all signal data, and it is possible that fibre optics will be used instead of copper wire to achieve savings in cost and weight.

For those unfamiliar with the term fibre optics, it is used to describe light 'pipes' made up of many strands of glass drawn and fused together as a solid length. When light is applied to one end-face of the pipe, it is transmitted to the other face with little lost on the way; that is, none escapes from the wall of the pipe.



Thus many digital signals, converted to modulated light, can be transmitted along the pipe, with total freedom from electrical interference. ('Interference' here applies to that generated by the data lines as well as that picked up from other electrical circuits in the vehicle.)

Even in cars fitted out with a fibre optic network copper cables will, of course, still be used for the power wiring.

The actual system of data transmission that will be used is uncertain, but it could well be that described in MIL STD 1553B (or variant) which is an American standard relating to a serial multiplexed data bus ('bus' is the term given to one or more conductors used as a signal path for transmitting information from one of several sources to any of several destinations. A group of such signal paths is often referred to as a 'highway' or 'data highway'). This MIL STD is presently being adopted as a NATO standard and as a UK Defence standard. Marconi Electronic Devices Ltd of Lincoln has completed a detailed circuit design for a MIL STD 1553B terminal suitable for implementation in metal gate CMOS integrated circuits, and it is understood that this company has expressed interest in the application of this approach to car electronics.

Computer Control On An Automatic Highway

What must be considered as the ultimate in vehicle electronics is the fully automatic highway system (AHS) which is still a decade or so away, and which will involve a wide range of communication and computer technologies, many of which exist today. Examples are: automatic vehicle identification, automatic vehicle monitoring and route guidance. (Before we go any further, I should point out that 'highway' here relates to real roads for vehicles — not the electronic data highways described above!)

On the subject of vehicle identification, a number of technologies are being investigated but experience has shown that, within the concept of the automatic highway, the established technique of vehicle-mounted transponders and buried loops is bulky and expensive, and that microwave or infra-red techniques offer the most promise.

For automatic vehicle monitoring, where the location of road vehicles within some well-defined area would be determined automatically and communicated to a central facility, the three approaches being considered are proximity methods, trilateration and dead reckoning.

In the first, vehicle position is determined when it receives a signal from a fixed post along its path: the vehicle then transmits its post location to the control centre.

With trilateration a vehicle is located by direct measurements on radio signals travelling between the vehicle and a number of fixed stations: this offers the potential of providing wide-area location data at a low cost.

In dead reckoning the vehicle position is determined by a reference position, directional information and incremental position updates.

The primary objective for route guidance is to provide a driver automatically with routing instructions at decision points in the road network using two way links from the vehicle to the roadside. The technology is well known but application in route guidance systems is still to be proven.

The concept of the automatic highway system (AHS) makes use of a roadway complex which would consist of both automated and non-automated roads — various main arteries would probably be equipped for automation while secondary roads would not. In theory, a vehicle would enter the system at a special entrance, where it would first undergo a rapid automatic safety check-out and the driver would indicate the destination. If the vehicle passed the check-out it would be merged automatically into the traffic stream, but if it failed the check it would be guided into a nearby service facility for repair. Once in the traffic stream, the vehicle would remain under automatic control until the driver's preselected exit was reached when it would be guided off the roadway onto an exit ramp. At this point control would be returned to the driver. In the event of a vehicle breakdown, it would be released from the main stream and, if still driveable, routed to the nearest emergency exit. If it were not still driveable, the use of one lane would be lost and the main stream would have to be directed around the disabled vehicle. Hence, some provision would have to be made for clearing the roadway as quickly as possible.

The technology required for AHS depends upon the selected

system structure, and this can be represented by two extremes — a highly centralised structure and a decentralised structure. The first would be characterised by an extensive computing and decision-making network, intercomputer and computer-to-vehicle communications, guideway-based devices to determine the state of each vehicle, and individually controlled vehicles with a minimum amount of on-board sensing and decision-making capability. At present this would be beyond the current state-of-the-art for computer hardware, and two-way computer-to-vehicle communications would pose severe problems although it would be feasible. For a decentralised structure, the technology would be characterised by a relatively modest computing and decision-making network, vehicle-to-roadside communications, complex vehicle-based sensors, and controlled vehicles with maximum on-board decision-making capabilities. Computing hardware for such a structure would be available, communications requirements would be less stringent, but reliable vehicle-to-vehicle and vehicle-to-roadside communications would require considerable research effort.

It is conceivable, therefore, that any choice would fall between these two extremes, and a study is being made in the USA in an attempt to resolve the issue.

Forecast

Undoubtedly, the application of micro-electronics to specific areas of vehicle systems will continue to grow, but the extent to which total integration will be applied, when, and by whom, are matters for conjecture. In an industrially sane world we should expect to see all car manufacturers embodying an increasing range of micro-electronics systems in their vehicles within the next 12-18 months, and by 1983 the first cars with fully integrated micro-electronics should be rolling off the production lines in the USA and Japan, followed by West Germany, Italy, France, and possibly the UK, a year or two later. Obviously, the USA must be the favourite in this race because of that country's vast home-based micro-electronics capability. Japan is also a favourite because of its industry's exceptional entrepreneurial prowess.

However, at present we do not live in an industrially sane world, and the recession that now affects the car industries in most countries is likely to modify these forecasts. In the USA, for example, the recession in the car industry has forced micro-electronics companies to shelve ideas for the development of new integrated circuits and microprocessors for vehicle systems. Instead, they are placing emphasis on improved manufacturing techniques to give greater reliability and productivity, and on the modification of existing designs to withstand the harsh environments of vehicle applications.

Finally, but nevertheless extremely important, the problems of car maintenance must be considered. While car owners will, in general, welcome the improved performances, greater economies, and increased safety that electronic systems will bring, there is no doubt that higher levels of garage maintenance skills will be required because of the increased difficulties of servicing. Of course, the well-proven techniques of easily-replaceable subsystems and modules will be applied to vehicle electronics, but this would result in a customer having to pay for a fairly costly module replacement, even if only one component fails, because module repair would be beyond the capabilities of the average service station.

Identification of faults in car electronic systems will be made that much easier by the incorporation of system test points that the manufacturers would have to build in, and this in turn will generate the demand for a whole new range of specialised, easy-to-use test instruments for diagnosing and finding system failures.

General References

In addition to manufacturers' data, reference has been made to the following in compiling this article:
 Electrotechnology, January 1979, October 1980, January 1981 (Institution of Electrical and Electronics Technician Engineers).
 IEETE Bulletin, September 1980, December 1980 (Institution of Electrical and Electronics Technician Engineers).
Large are flat displays, IEE Colloquium, 22nd May 1980 (Institution of Electrical Engineers).
Display components and technology, Electronic Displays '79 Conference Proceedings (Network Ltd).

HE

CLASSIFIED

ETI RATES

1-4 Insertions £9.00 per scc
 5-11 Insertions £8.00 per scc
 12+ Insertions £7.00 per scc
 30p per word (min 12 words)
 Box No. £2.00
 Closing date 1st Friday in month preceding publication

HE RATES

1-3 Insertions £8.00 per scc
 4-11 Insertions £5.50 per scc
 12+ Insertions £5.00 per scc
 21p per word (min 15 words)
 Box No. £2.00
 Closing date 2nd Friday in month preceding publication

Classified Advertisements must be prepaid

Advertisements are accepted subject to the terms and conditions printed on the advertisement rate card (available on request).

SEND TO:- ETI/HE CLASSIFIED, 145, CHARING CROSS ROAD, LONDON WC2H 0EE. TEL: 01-437 1002 Ext. 50.

SURPLUS — Ex equipment 120W (60+60W) power amplifiers, case and controls, vol/bal, sockets, smoothing 5" heatsink, boxed, data, £9.95 inc. Klifco, 1 Regent Rd, Ilkley, LS29 9EA: Merry Christmas Folks!

BOOKS. "I.C. 555 PROJECTS" by E.A. Parr. 160 pages of basic and general circuits. Section on 556, 558, 559 Timers. £2.15 inc p&p. List of other titles s.a.e. to "Alpha Books", Reg. Office 18 Connaught Close, Hemel Hempstead, Herts HP2 7AB.

PRINTED CIRCUITS. Make your own simply, cheaply and quickly! Golden Fotolac light-sensitive lacquer — now greatly improved and very much faster. Aerosol cans with full instructions, £2.25. Developer 35p. Ferric Chloride 55p. Clear acetate sheet for master 14p. Copper-clad fibreglass board, approx. 1mm thick £1.75 sq. ft. Post/packing 75p. White House Electronics, Castle Drive, Praa Sands, Penzance, Cornwall.

PRE-PACKED SCREWS, Nuts, Washers, Solder Tags, Studding. Send for price list. A1 Sales (ETI), P.O. Box 402, London SW6 6LU.

LIE DETECTORS. Beautifully made unit in grey and blue metal case, fully solid state with 100-0-100 Crompton microammeter, gel, 6 probes, circuit and operating instructions. Brand new, our all in price is only £8.00 this includes VAT and postage. SAE for cct and instructions to "Q" SERVICES, 29 Lawford Crescent, Yateley 871048, Camberley, Surrey.

POWER TRANSFORMER AND RECTIFIER BARGAINS, 30—150 amps, various voltages. List: R. NEVILLE, Green Lane, Ellisfield, Nr. Basingstoke, Hants.

ZX81 KEYBOARD SOUNDER Made from easily obtained components. Send £3.00 or SAE for further details to R. Mitchell, 20 Gorse Close, Portslade, Sussex.

HEAR THE C.B.'s simple, effective receiver, with speaker. Common parts. Three transistors. £1.25. Diagram, parts list. Mrs. Stevens, Box 57, 164 Corn Exchange, Manchester M4 3BN.

TV TO SCOPE CONVERTER. Amazing easy to build unit. Plugs into aerial socket and converts any TV into large screen oscilloscope. Cost to build approx. £12. Circuit and plans £3 (or SAE details). J. Bobker, 29 Chadderton Drive, Unsworth, Bury, Lancs.

CENTURION BURGLAR ALARM EQUIPMENT Send sae for free list or a cheque/po for £11.50 for our special offer of a full sized signwritten bell cover, to Centurion Dept HE, 265 Wakefield Rd, Huddersfield, W. Yorkshire. Access & Barclaycard. Telephone orders on 0484-35527

20% OFF CASES, SWITCHES, RELAYS, DIODES, IRONS, ETC. lists 28p, Industrial and Trade enquiries welcome. RELAY-A-QUIP, Moat Lodge, Stock Chase, Maldon CM9 7AA. 24 hr phone: 0621 59696.

SOLDERLESS BREADBOARDING SOCKETS SK-50 Socket. 33 pairs of 5 common Nickel Silver Spring Contacts. 4 bus rails. Total of 430 contacts. 9mm x 56mm x 86mm. £4.35 each, including VAT and P&P. Cash with order to: E & L Instruments Ltd., Whitegate Ind. Estate, Whitegate Road, Wrexham, Clwyd LL13 8UG. Tel: 0978 263030.

ELECTRONIC CLEARANCE PACKS

HUGE SCOOP PURCHASE
 Containing Transistors, capacitors, resistors, pots, switches, radio and audio items, connectors, relays and many electronic devices. Must be worth over £20 per pack. Our price £5 car £1.75.
JUMBO PACK Must be worth over £50. Our price £10. Car £2.50. Money back if not delighted

HAVE YOU SEEN THE GREEN CAT?

1000s of components, Audio, radio, and electronic. Almost everything electronic at unbelievably low prices. Something for everyone. Send 35p P.O. or cheque and receive **FREE RECORD SPEED INOICATOR MYERS**
 Dept HE 12 Harper Street, Leeds LS2 7EA
 Tel. 452045

RADIATION DETECTORS

BE PREPARED

VIEW THRU LENS 

- THIS DOSIMETER WILL AUTOMATICALLY DETECT GAMMA AND X-RAYS
- UNIT IS SIZE OF FOUNTAIN PEN & CLIPS ONTO TOP POCKET
- PRECISION INSTRUMENT METAL CASED WEIGHT 20Z
- MANUFACTURERS CURRENT PRICE OF A SIMILAR MODEL OVER £25 EACH

British design & manufacture
 Tested & fully guaranteed
 Ex-stock delivery

£6.95

inc VAT
 Post & Pack 60p

Ideal for the experimenter
COMPLETE WITH DATA

HENRY'S

404 EDGWARE ROAD, LONDON W2 1ED



AMAZING ELECTRONICS PLANS. Lasers; Super-powered Cutting Rifle, Pistol, Light Show. Ultrasonic Force Fields, Pocket Defence Weaponry, Giant Tesla, Satellite TV Pyrotechnics, 150 more projects. Cata-logue 95p. — From Plancentre, 16 Mill Grove, Bilbrook, Codsall, Wolverhampton.

PARAPHYSICS JOURNAL (Russian translations); Psychotronic Generators, Kirlianography, gravity lasers, telekinesis. Details: Sae 4 x 9" Paralab, Downtown, Wilts.

IONISER KIT (MAINS OPERATED)

This Negative Ion Generator gives you the power to saturate your home or office with millions of refreshing ions. Without fans or moving parts it puts out a pleasant breeze. A pure flow of ions pours out like water from a fountain, filling your room. The result? Your air feels fresh, pure, crisp and wonderfully refreshing.

All parts, PCB and full instructions £12.50
 A suitable case including front panel, neon switch, etc £10.50

Price includes Post & VAT

Barclaycard/Access welcome

T. POWELL

ADVANCE WORKS
 44 WALLACE ROAD, LONDON N.1.

TEL: 01-226 1489

Hours: Mon-Fri 9-5 p.m. Sat 9-4.30 p.m.

GUITAR/PA MUSIC AMPLIFIERS

100 watt superb treble/bass overdrive, 12 months' guarantee. Unbeatable at £50; 80 watt £44; 200 watt £56; 100 watt twin channel sep. treble/bass per channel £85; 80 watt £52; 200 watt £78; 100 watt four-channel sep. treble/bass per channel £75; 200 watt £98; slaves 100 watt £34; 200 watt £80, 250 watt £70; 500 watt £140; fuzz boxes, great sound, £12; bass fuzz £12.90; overdriver fuzz with treble and bass boosters, £22; 100 watt combo, superb sound, overdrive, sturdy construction, castors, unbeatable, £36; twin channel, £115; bass combo £118; speakers 15in. 100 watt £36; 12in. 100 watt £24; 60 watt £18; microphone shure unidyn B £25; 3-channel sound/light £26.

Send cheque/P.O. to: WILLIAMSON AMPLIFICATION
62 Thorncliffe Avenue, Dukinfield, Cheshire. Tel. 061-308 2064

CORDLESS TELEPHONES Build your own simple and inexpensive units. Send £3.00 for plans to: J.F. Ashley, Birley Grange Cottage Farm, Baslow road, Cutthorpe, Derbyshire.

ZX81 FLICKER-FREE GAMES. 6 super games, each 1K, plus Free menu, all on cassette, plus Free listing, £3. Bobker, 29 Chadderton Drive, Unsworth, Bury, Lancs.

BURGLAR ALARM equipment. Ring Bradford (0274) 308920 for our catalogue, or call at our large showrooms opposite Odsal Stadium. C.W.A.S. Ltd.

NEW!! LOW PRICE! SPECIAL SHAPE LEDS! Pack, 20 mixed Arrowheads, Lines, Tri/rectangles, Dots, Red, Green, Yellow only £2.45. IC SKTS 8/14/16/24/40 PIN 7/9/10/20/25p. + 25p P&P. Petron Electronics, 1 Courtlands Rd, Newton Abbot, Devon.

AERIAL AMPLIFIERS Trebles incoming signal, price £7.00. SAE for leaflets. Electronic Mailorder, Ramsbottom, Lancashire BLO9AGH.

ZX COLOUR!! Enhanced version of board demonstrated at ZX Microfair. Programmable Character Generator, Memory, Motherboard, UK101/S2 P.C.G. P.O.A. Repeating key £2.50. Keyboard £17.50. Edge connector £1.95. Input/output port £7.95. 2114 200MS 99p. Resistors 3/4p. SAE for details. Haven Hardware, 4 Asby Road, Asby, Workington, Cumbria.

CLOSE ENCOUNTERS GROUP. Personal introductions/dances, parties, talks, social events. Meet interesting, attractive people. All areas. - Tel. (Liverpool) 051-931 2844 (24 hours).

AUTO ELECTRICAL KITS: Interior Light Delay - adjustable 12-20 seconds. Fits inside headlining. £3.25 incl. Lights-On Alarm-self cancelling. No more fiat batteries! £3.95 incl. Micha Design, Gt. Missenden, Bucks.

A KIT FOR CHRISTMAS

The **LECTRON BOOK LABORATORY** contains eleven magnetically linking building blocks, baseboard, 242 page illustrated book of 62 projects from Beginning electricity to the Rudiments of Computing, battery, components, earpip, bulb, and smart plastic holdall - all you need to find out whether electronics is for you. No tools, no soldering. More advanced courses available.

ARTEC (I for E) Ltd, Salewheel House, Ribchester, Preston, Lancs PR3 3XU
£22 inc post and VAT (Returnable if not satisfied)

ADVERTISEMENT INDEX

Absonglen Ltd	50
Ambit International	2
Amtron (UK) Ltd	57
Bi-Pak Semiconductors	15
BK Electronics	21
B.N.R.S.	52
J. Bull (Electrical) Ltd	20
C. H. J. Supplies	51
E.D.A.	67
Electronize Design	4
Greenweld	31
G.S.C.	30
Heath Electronics	41
Henry's Radio	4 & 51
ICS	59
ILP	21, 31, 41, 51 & 57
LEM Services	59
Litesold	57
Magenta Electronics	4 & 5
Maplin	68
John Minister Instruments	59
Parndon Electronics	57
P.A.T.H. Electronics	51
Brian J. Reed	21
Silica Shop	24
Technomatic	46
Tempus	40
Texas Instruments	14
TK Electronics	50
Watford Electronics	9

ELECTRIFY YOUR SALES! • CLASSIFIED ADVERTISEMENT

1	2	3
4	5	6
7	8	9
10	11	12
13	14	15

Advertise nationally in Electronics Today International/Hobby Electronics. Simply print your advertisement in the coupon here (left), indicating which magazine you require. Or telephone for more information.

Name

Address

.....

Tel. No. (Day)

Please place my advert in: Electronics Today International
(Delete as applicable) Hobby Electronics

Send, together with your cheque to:
Jenny Naraine, ETI/HE,
145 Charing Cross Rd., London WC2H 0EE.
Tel: 01-437 1002 Ext. 50.

Step-by-step fully illustrated assembly and fitting instructions are included together with circuit descriptions. Highest quality components are used throughout.

Sparkrite


BRANDLEADING ELECTRONICS

NOW AVAILABLE IN KIT FORM




SX1000 Electronic Ignition

- Inductive Discharge
- Extended coil energy storage circuit
- Contact breaker driven
- Three position changeover switch
- Over 65 components to assemble
- Patented clip-to-coil fitting
- Fits all 12v neg. earth vehicles






SX2000 Electronic Ignition

- The brandleading system on the market today
- Unique Reactive Discharge
- Combined Inductive and Capacitive Discharge
- Contact breaker driven
- Three position changeover switch
- Over 130 components to assemble
- Patented clip-to-coil fitting
- Fits all 12v neg. earth vehicles



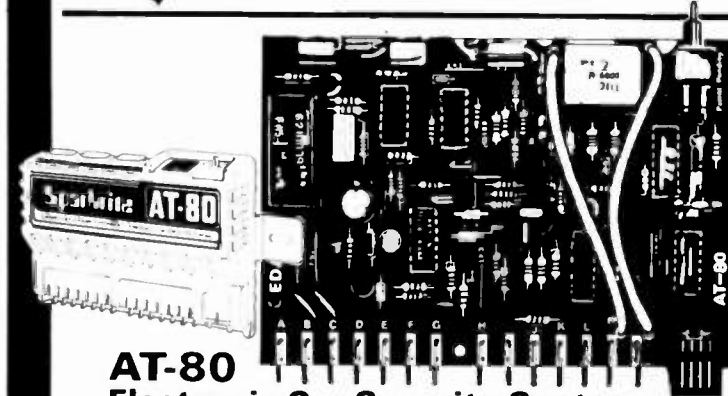
MAGIDICE Electronic Dice

- Not an auto item but great fun for the family
- Total random selection
- Triggered by waving of hand over dice
- Bleeps and flashes during a 4 second tumble sequence
- Throw displayed for 10 seconds
- Auto display of last throw 1 second in 5
- Muting and Off switch on base
- Hours of continuous use from PP7 battery
- Over 100 components to assemble
- Supplied in superb presentation gift box



TX2002 Electronic Ignition

- The ultimate system • Switchable contactless • Three position switch with Auxiliary back-up inductive circuit
- Reactive Discharge Combined capacitive and inductive • Extended coil energy storage circuit • Magnetic contactless distributor triggerhead • Distributor triggerhead adaptors included
- Can also be triggered by existing contact breakers
- Die cast waterproof case with clip-to-coil fitting • Fits majority of 4 and 6 cylinder 12v neg. earth vehicles
- Over 150 components to assemble




AT-80 Electronic Car Security System

- Arms doors, boot, bonnet and has security loop to protect fog/spot lamps, radio/tape, CB equipment
- Programmable personal code entry system
- Armed and disarmed from outside vehicle using a special magnetic key fob against a windscreen sensor pad adhered to the inside of the screen • Fits all 12V neg earth vehicles
- Over 250 components to assemble

VOYAGER Car Drive Computer

- A most sophisticated accessory • Utilises a single chip mask programmed microprocessor incorporating a unique programme designed by EDA Sparkrite Ltd • Affords 12 functions centred on Fuel, Speed, Distance and Time • Visual and Audible alarms warning of Excess Speed, Frost/Ice, Lights-left-on • Facility to operate LOG and TRIP functions independently or synchronously
- Large 10mm high 400ft-L fluorescent display with auto intensity • Unique speed and fuel transducers giving a programmed accuracy of + or - 1% • Large LOG & TRIP memories 2,000 miles, 180 gallons, 100 hours • Full Imperial and Metric calibrations • Over 300 components to assemble
- A real challenge for the electronics enthusiast!



All EDA SPARKRITE products and designs are fully covered by one or more World Patents

EDA SPARKRITE LIMITED 82 Bath Street, Walsall, West Midlands, WS1 3DE England. Tel: (0922) 614791

	SELF ASSEMBLY KIT	READY BUILT UNITS
SX 1000	£12.75	£27.95
SX 2000	£19.95	£43.75
TX 2002	£29.95	£62.95
AT. 80	£24.95	£49.75
VOYAGER	£49.95	£84.75
MAGIDICE	£12.95	£19.95

PRICES INC. VAT. POSTAGE & PACKING

NAME _____ HE 1 82
ADDRESS _____

I ENCLOSE CHEQUE(S)/POSTAL ORDERS FOR

£ _____ KIT REF _____

CHEQUE NO _____
24 hr. Answerphone
PHONE YOUR ORDER WITH ACCESS/BARCLAYCARD
SEND ONLY SAE IF BROCHURE IS REQUIRED
Allow 28 days for delivery


BRANDLEADING BRITISH ELECTRONICS

CUT OUT THE COUPON NOW!

MAPLIN make it easy...



in **SOUTHEND**
284 London Road
Westcliff-on-Sea
Essex
Tel: (0702) 554000
(Closed Mondays)



in **HAMMERSMITH**
159-161 King Street
Hammersmith
London W6
Tel: 01-748 0926
(Closed Mondays)

For personal service visit one of our stores.
Our new store at Hammersmith is conveniently situated near the end of the M4 and the North and South Circular Roads. There is excellent street parking on meters a few steps away and Hammersmith Underground Station is nearby. Call in and see us soon.



in our **CATALOGUE**

320 big pages packed with data and pictures of over 5,500 items

Over 100,000 copies sold already!
Don't miss out on your copy.

On sale now in all branches
WH Smith price £1.

In case of difficulty check the coupon below.

by **MAIL ORDER**
A fast service
You can rely on

- * Same day service on in-stock lines
- * Very large percentage of our stock lines in stock
- * All prices include VAT
- * Large range of all the most useful components
- * First class reply paid envelope with every order
- * Quality components—no rejects—no re-marks
- * Competitive prices
- * Your money is safe with a reputable company

On price, service, stock, quality and security it makes sense now more than ever to make **MAPLIN** your first choice for components every time!

make it easy... with MAPLIN

The **Maplin Matinée**
Amazing value for only £299.95 plus £99.50 for cabinet if required

Easy to build, superb specification. Comparable with organs selling for up to £1,000. For full construction details refer to Electronics & Music Maker.



MAPLIN ELECTRONIC SUPPLIES LTD.

Post this coupon now.

Please send me a copy of your 320 page catalogue. I enclose £1.25 (incl. 25p p&p). If I am not completely satisfied I may return the catalogue to you and have my money refunded. If you live outside the U.K. send £1.68 or 12 International Reply Coupons.

Name _____
Address _____

HE 182

All mail to: P.O. Box 3, Rayleigh, Essex SS6 8LR. Tel: Southend (0702) 554155 Sales: (0702) 552911