

Hi-Fi

WORLD

NO.23 AUGUST 1996

SUPPLEMENT

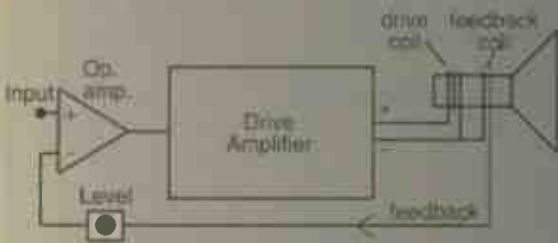
BOOK REVIEWS:

VALVE AMPLIFIERS

ELECTRONICS
CONSTRUCTORS
GUIDE

WE BUILD AND TEST KEF'S K90 KIT LOUDSPEAKER

**MOTIONAL FEEDBACK:
CAN IT GIVE US THE
PERFECT
LOUDSPEAKER?**



FREE D.I.Y. SUPPLEMENT No. 23

All rights to the designs are reserved by World Audio Design Ltd. They are published for single use by private individuals. They are not to be used for commercial gain without prior permission from World Audio Design Ltd.
 Audio Publishing Ltd and World Audio Design Ltd accept no responsibility for accident or injury arising from the construction or use of any of the designs published.
 All of the projects in this supplement have gone through rigorous listening and test procedures. The performance and specification of these projects can only be guaranteed on kits bought directly from World Audio Design Ltd.

KIT NEWS

All the latest bits and bobs to help you get the very best out of your home brewed designs.

5

KEF K90 KIT LOUDSPEAKERS

We put together a pair of KEF's K90 kit loudspeakers, using their Uni-Q drive unit. With KEF's engineering experience behind them, we're expecting great things.

7

MEET YOUR CAPACITORS

A strange pastime it may be, but Dominic Baker has been listening to different brands of capacitor for loudspeaker crossovers. Here are his findings.

14

AUDIOCAD PRO - PART 2

A comprehensive loudspeaker modelling package for the IBM PC is put through its paces by Dominic Baker.

17

ELECTRONICS CONSTRUCTORS GUIDE

Aimed at students and enthusiasts as well as professionals, Paul Cuthbertson, an experienced electronics engineer himself, brings you his words of wisdom in the world of electronics design and construction.

21

VALVE AMPLIFIERS

Written by Morgan Jones, Valve Amplifiers contains theory, hints on modifications and upgrades and new designs you can build yourself.

23

LETTERS FEATURE - MOTIONAL FEEDBACK

Three pages devoted to the art of motional feedback. This mechanism promises deep bass with fantastic quality and low distortion. Why isn't everyone using it?

25

DIY LETTERS

Write in for advice on your DIY project - here's where we provide the help you've been looking for.

29

The secret is in the metallised film!



Manufactured specifically for high end audio, these polypropylene capacitors offer exceptional value for money as they use a specially impregnated high purity metallised polypropylene film, emitting smooth, detailed and transparent sound quality and extremely low distortion, whether they are placed directly in the signal path such as in crossovers or for decoupling etc. Ideal for replacing old, worn and leaky capacitors.

Part No	Value	Price
CW100N	CAP PROPYL 100nF	£1.25
CW150N	CAP PROPYL 150nF	£1.25
CW200N	CAP PROPYL 220nF	£1.25
CW300N	CAP PROPYL 330nF	£1.25
CW470N	CAP PROPYL 470nF	£1.25
CW680N	CAP PROPYL 680nF	£1.25
CW100N	CAP PROPYL 1µF	£1.25
CW105N	CAP PROPYL 1.5µF	£1.50
CW202N	CAP PROPYL 2.2µF	£1.50
CW303N	CAP PROPYL 3.3µF	£1.85
CW407N	CAP PROPYL 4.7µF	£2.00
CW608N	CAP PROPYL 6.8µF	£2.50
CW100N	CAP PROPYL 10µF	£3.50
CW15N	CAP PROPYL 15µF	£4.50
CW22U	CAP PROPYL 22µF	£6.50
CW50U	CAP PROPYL 50µF	£9.95
CW100U	CAP PROPYL 100µF	£20.00

Low value capacitors are extensively used in amps & preamps (especially in tone control, bass & treble etc). By changing to polypropylene you can enjoy an enhanced better brighter sound especially in the treble and mid bass ranges, and a transparent lower bass improvement. Close tolerance & high reliability ensure that both channels can be very closely matched.

Part No	Value/Voltage	Price
CP47P	CAP PROPYL 47pF/250V	£0.35
CP100P	CAP PROPYL 100pF/250V	£0.35
CP150P	CAP PROPYL 150pF/250V	£0.35
CP220P	CAP PROPYL 220pF/250V	£0.35
CP330P	CAP PROPYL 330pF/250V	£0.35
CP470P	CAP PROPYL 470pF/250V	£0.35
CP140	CAP PROPYL 147pF/50V	£0.35
CP15N	CAP PROPYL 150pF/50V	£0.35

CP2N2	CAP PROPYL 2.2nF/250V	£0.35
CP4N7	CAP PROPYL 4.7nF/250V	£0.50
CP10N	CAP PROPYL 10nF/250V	£0.65
CP22N	CAP PROPYL 22nF/250V	£0.85
CP47N	CAP PROPYL 47nF/250V	£1.00

Low Impedance High Temperature
(105°C) Radial Electrolytics ± 5%

Superior electrolytics at affordable prices. The low impedance and moisture resistance ensures signal purity whilst the superior temperature characteristics allow the capacitor to remain very stable under the most varying conditions.

Part No	Value/Voltage	Price
1H50	LO 2 HI TEMP 1µF/50V	£0.25
20E450	LO 2 HI TEMP 2µF/50V	£0.25
40W63	LO 2 HI TEMP 4.7µF/63V	£0.25
10W63	LO 2 HI TEMP 10µF/63V	£0.25
22W63	LO 2 HI TEMP 22µF/63V	£0.30
47W63	LO 2 HI TEMP 47µF/63V	£0.35
100W63	LO 2 HI TEMP 100µF/63V	£0.50
220H50	LO 2 HI TEMP 220µF/50V	£0.75
470H63	LO 2 HI TEMP 470µF/63V	£1.25
1000H35	LO 2 HI TEMP 1000µF/35V	£1.50
2200H50	LO 2 HI TEMP 2200µF/50V	£2.25
4700H25	LO 2 HI TEMP 4700µF/25V	£2.50

Elna Solder Lug Reservoir
Capacitor 10,000µF 80V

Choosing the right electrolytic for power supply use is very important in keeping down hum whilst allowing maximum current flow for good transient & bass response. Elna capacitors are respected the world over for their exceptional audio attributes.

Part No	µF/Voltage	Price
1000E30	CAL ELNA 1000µF/30V	£11.00

Monacor Air Cored Inductors



A range of professional air cored inductors for 80 or 40 crossover/filters for use up to 300W. 1.2mm enamelled copper wire wound on air spaced plastic bobbins.

Part No	Specification	Price
P15	150µH 150A8x19mm	£2.00

P22	220µH 150A8x19mm	£2.50
P33	330µH 2018x19mm	£3.00
P47	470µH 25150x19mm	£3.50
P68	680µH 35150x19mm	£4.50
P100	1000µH 40159x19mm	£5.50
P150	1.5mH 50170x30mm	£6.50
P220	2.2mH 60170x30mm	£8.00
P330	3.3mH 75170x30	£10.00

Monacor Ferrite Inductors



A range of professional high efficiency ferrite core inductors with very low ohmic losses for 80 or 40 crossovers or filters for use up to 400W. 1.4mm enamelled copper wire (1.3mm on F1000) wound on plastic bobbin.

Part No	Specification	Price
F220	2.2mH 150A400W5x31mm	£6.50
F330	3.3mH 21330W6x33mm	£9.50
F470	4.7mH 2517140W6x33mm	£11.00
F680	6.8mH 3517140W6x33mm	£12.00
F1000	10mH 4517100W6x33mm	£13.50

Quality Valves
Affordable range of High Quality Valves

Part No	Description	Price
6550C	OUTPUT VALVE	£26.00
6L6GT	OUTPUT VALVE	£4.50
6SN7GT	OUTPUT VALVE	£4.50
6V6GT	OUTPUT VALVE	£3.95
ECC81	TROBDE	£4.50
ECC82	TROBDE	£4.50
ECC83	TROBDE	£4.50
EF86	LOW WAVE PENTODE	£3.50
EL34	OUTPUT VALVE	£8.50
EL84	OUTPUT VALVE	£3.50
G234	RECTIFIER	£6.50
KT88	OUTPUT VALVE	£20.00

Valve Holders - High quality valve bases. Chassis mounting with screw fittings.

Part No	Description	Price
B9AC	B9A VALVE HOLDER CERAMIC	£1.50
B9AU	B9A VALVE HOLDER CERAMIC + 2.00	£2.25
CC	SCREENING CAN	£2.25
OCCT	OCTAL VALVE HOLDER CERAMIC £2.00	£2.00
OCTP	OCTAL VALVE HOLDER PHENOLIC £1.50	£1.50

Fully Gold Plated Phono (RCA) Plugs
With spring coil cable grip.



Part No	Description	Price
PPG5A2	PAIR GOLD PLUGS for up to 5mm CABLE	£1.50 pair
PPG8A2	PAIR GOLD PLUGS for up to 8mm CABLE	£1.50 pair

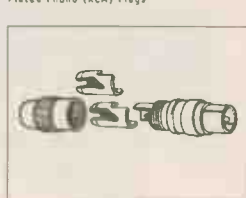
Very High Quality Phono (RCA) Plugs



Very high quality satin grey metal with heavy gold plated connections. Top collet cable grip & PTFE insulators. Very low noise.

Part No	Description	Price
PPG6H2	GOLD PTFE PLUGS for up to 6mm CABLE	£3.50 pair
PPG8H2	GOLD PTFE PLUGS for up to 8mm CABLE	£3.50 pair

Neutrik Pro-Audio Super Quality Gold Plated Phono (RCA) Plugs



Superior pair of phono slash includes 2 cable grip pairs 3.5 x 5mm & 5.5 x 7.3mm making them suitable for a

wide range of cables. These connectors make contact with ground first at insertion to eliminate pop.

Part No	Description	Price
PPH2	NEUTRIK PRO AUDIO	£12.00/pair

Extra High Quality Gold Plated Phono (RCA) Leads (pairs)



Available in 2 colours & 3 lengths. Highly flexible cable with extra moulded-in control/grounding wire.

Part No	Length/Colour	Price
LPF1QG	0.8 Metres/Green	£5.50
LPF1QV	0.8 Metres/Violet	£5.50
LPF2QG	1.5 Metres/Green	£6.50
LPF2QV	1.5 Metres/Violet	£6.50
LPF5QG	5 Metres/Green	£11.00
LPF5QV	5 Metres/Violet	£11.00

Bass Reflex Tuning Ports



A range of adjustable plastic ports for use in various sizes of loudspeaker cabinets. d=diameter L=adjustable length (mm)

Part No	Description	Price
R35	d=35L=110-210	£2.50
R50	d=50L=150-280	£3.00
R70	d=70L=128-245	£3.50
R100	d=100L=160-312	£5.50
R85	d=85 angled 45° for narrow cabinets L=210-310	£6.50

High Quality Components at the right price. Ask for our free catalogue. Please add £2.00 carriage + VAT to all orders. Credit Card phone orders accepted.

Cricklewood Electronics Ltd, 40 & 42 Cricklewood Broadway London NW2 3ET Tel: 0181 452 0161 Fax: 0181 208 1441

F. Langford-Smith Radio Designers Handbook

Langford-Smith Radio Designers Handbook is recognized as being the most important reference work ever Published.

Vintage Audio are pleased to be able to reprint this important work and bring it to you in its original format. The Book contains 1500 pages, in 38 chapters, on every aspect of Valve Amplifier Circuits. Such is the extent of the subjects covered it would be impossible to list them all here. It is best summed up in the author's preface to the book:

"It has been written as a comprehensive self explanatory reference handbook for the benefit of all who have an interest in the design and application of Audio Amplifiers"

To order your copy at £59 Please Call or Fax us on (01144) 1734 451737

Vintage Audio
850 Oxford Road, Reading, Berks.
CREDIT CARDS TAKEN



BLACK BOX RANGE KITS
A range of easy to assemble solid state kit amps, with fully tested and fitted printed circuit boards. If you are competent with a soldering iron these kits should be no problem. A full rebuild and sort out service available.

AP30	Integrated Amplifier	£230.00
AP50	Integrated Amplifier	£320.00
	Phono Stage Fitted	£70.00
A60	Stereo Power Amplifier	£300.00
A70	Mono Power Amplifier	£570.00 Pair
A80	Mono Power Amplifier	£880.00 Pair
P50	4-Input Pre Amp	£180.00
P90	6-Input Pre Amp	£240.00
	Phono 1 MM or MC Phono Unit	£170.00
	Phono 2 MM or MC Phono Unit	£240.00
	P.S.U. Power Supply for Phono 2	£180.00

EX REVIEW/DEMONSTRATION STOCK BARGAINS, The Emotive Statement (TES) CD Player £1000.00 RRP £2000.00

NVA, 6 Waterrill Ind. Est., Aspenden Road, Buntingford, Hertfordshire SG9 9JS

Tel: 01763 272707 Fax: 01763 271594

KIT NEWS

LIBERTY TWO

Free demo disks are now available from Marton Music for version 2 of Liberty Audiosuite's LAUD audio analysis software. The full blown version should be available for purchase in July '96.

Significant enhancements over the current version are claimed including a real time analyser, pink noise generator (with both third and sixth octave analysis), automatic adjustment of input sensitivity along with marker positioning, and manufacturing pass/fail procedures.

The system is designed to be user friendly with built in Easy-Script to simplify operation. The complete system including Echo soundcard, calibrated microphone, pre-amp, manuals and all cables and probes will cost a total of £535 + VAT. Customers running the current version can upgrade for £72. For the free demo disk or any further information contact Tony Seaford on the number below.

Marton Music

5 Masterson Avenue,
Read,
Burnley,
Lancs. BB12 7PL
Tel: 01282 773198

GOODBYE TO WILMSLOW?

After 35 years of supplying loudspeaker kits and components to audiophiles the world over, word is spreading that Wilmslow Audio may soon cease trading. At the moment it's not known if a buyer can be found to take over the business when the current owners emigrate, but it looks as though the name Wilmslow at least will soon vanish from component supplier lists.

SUMMER AT AUDIOCOM

Welsh component suppliers Audiocom have added several new lines to their latest catalogue. They now stock ultra fast soft-recovery rectifier diodes for use in valve and transistor amplifier power supplies. Also new is a range of

DAC chips, including Burr-Brown's PCM69AP, Philips' DAC-7 and Analog Devices' 1862N.

Those with a soft spot for bullion can sate their appetite with a range of uninsulated silver cables, while the slightly less well-to-do can take advantage of a price reduction for five or more of Sanyo's OS-CON electrolytic capacitors.

Audiocom

2 Swallowtree Gardens,
Saundersfoot,
Dyfed SA69 9DE
Tel: 01834 814036



AP UPGRADES

Graham Nalty's AP Electronics is offering a range of upgrades for owners of popular amplifiers. These include the likes of the Audiolab 8000A, Naim Nait, A&R A60, and Pioneer A400.

AP Electronics

15 Derwent Business Centre,
Clarke Street,
Derby DE1 2BU
Tel: 01332 674929

AUDIO-LINKS SALE

Until the end of July, or until stocks are exhausted, you can save money on some of Audio-Links' components like silver wire, Ansar capacitors, Alps potentiometers and Elna switches.

For lists and prices, send a C5 size SAE to:

Audio-Links
7 Fairmont Crescent,
Scunthorpe,
N. Lincs. DN16 1EL
Tel: 01724 870432

BILLINGTON VALVE AMP PARTS

Just to make sure the temperature doesn't drop below sweltering this summer, Billington are announcing stocks of components for budding valve amplifier constructors.

The range of predominantly government surplus oil-filled chokes (prices from about £10 to £35) is complemented by a list of mains transformers. This is made up of C-core oil-filled types as well as more standard shrouded and unshrouded versions.

All bar one of the output transformers available are designed for push-pull use with valves such as the EL34 pentode, with estimated power ratings of between 30 and 100watts.

So you know exactly what's going on inside your valve amp, there's also a range of 'power station' style moving iron meters in state of the art bakelite and brass cases. Quantities are limited, though, so it's first come, first served.

Billington Export Ltd.

Units E1 & E2,
Gillmans Ind. Est.,
Billingshurst,
W. Sussex RH14 9EZ
Tel: 01403 784961

NVA BUDGET DACON

NVA have developed a low cost version of their DACon digital to analogue convertor. The new Junior DACon uses a smaller in-built power supply instead of the 300VA external version of the original, although it can be upgraded to the level of its senior counterpart.

Built, the new version is available at £300 and as a kit for £180. The DACon senior will also now be available in kit form for £320 plus £180 for each PSU.

NVA

6 Watermill Ind. Est.
Aspenden Road,
Buntingford,
Hertfordshire SG9 9JS
Tel: 01763 272707

HART

Hart Audio Kits - Your Value for Money Route to Better Sound

2 Penylan Mill, Oswestry, Shropshire, UK. SY 10 9AF
Phone 01691 652894 Fax. 01691 662864

Hart Audio Kits and factory assembled units use the very best audiophile components in circuit designs by the renowned John Linsley Hood to give you unbeatable performance and unbelievable value for money.

We have always led the field for easy home construction to professional standards, even in the studios we were using easily assembled printed circuits when Heathkit in America were still using tagboards! Many years of experience and innovation, going back to the early Dinsdale and Bailey classics gives us incomparable design expertise in the needs of the home constructor. The current range of Hart kits is designed to give you all the components for a matching ensemble of audio excellence.



K1100 AUDIO DESIGN 80 WATT POWER AMPLIFIER.

This fantastic John Linsley Hood designed amplifier is the flagship of our range, and the ideal powerhouse for your ultimate hi-fi system. This kit is your way to get EX performance at bargain basement prices. Unique design features such as fully FET stabilised power supplies give this amplifier World Class performance with startling clarity and transparency of sound, allied to the famous HART quality of components and ease of construction. Useful options are a stereo LED power meter and a versatile passive front end giving switched inputs, with ALPS precision Blue Velvet low-noise volume and balance controls. Construction is very simple and enjoyable with all the difficult work done for you, even the wiring is pre-terminated, ready for instant use! All versions are available with Standard components or specially selected Super Audiophile components at £29.60 extra per channel, plus £2.40 if you want to include Gold Plated speaker terminals.

K1100B Complete STANDARD Amplifier Kit	£395.21
A1100B Factory Assembled	£499.21
K1100SC Complete SLAVE Amplifier Kit, £	£333.62
A1100SC Factory Assembled	£422.62
K1100M Complete MONOBLOC Amplifier Kit	£261.20
A1100M Factory Assembled	£329.20
RLH10 Reprints of latest Amplifier articles	£4.50
K1100CM Construction Manual with full parts lists	£3.50

K1400 AUDIOPHILE PREAMPLIFIER. A versatile ultra high quality preamp with no less than seven inputs, all switched by sealed high quality relays. Separate tape output selection. Class "A" headphone output for two phones. Lo-Z long line drive facility.

Standard Kit	£343.49
K1400T Kit with Tn-range tone controls	£390.41



"CHIARA" SINGLE ENDED CLASS "A" HEADPHONE AMPLIFIER.

First Module to appear in our new "2000 Range" of kits. This unit provides a high quality "phone output for those many amplifiers that do not have one. Easily installed with special link-through facility the unit draws its power from our new Andante Ultra High Quality linear toroidal supply. Housed in the neat, black finished, Hart mini-box it features the wide frequency response, low-distortion and "musicality" that one associates with designs from the renowned John Linsley Hood. Pre-terminated interconnecting leads and PCB mounted sockets prevent supply polarity reversal and on-board diagnostics provide visual indication of supply line integrity. Volume and balance controls are Alps "Blue Velvet" components. Very easily built, even by beginners, since all components fit directly on the single printed circuit board and there is no conventional wiring whatsoever. The kit has very detailed instructions, and even comes with a roll of Hart audiograde silver solder. It can also be supplied factory assembled and tested. Selling for less than the total cost of all the components, if they were bought separately, this unit represents incredible value for money and makes an attractive and harmonious addition to any hi-fi system.

K2100 Complete Kit	£109.50
K2100SA Series Audiophile version with selected audiophile components	£112.46
A2100SA Factory Assembled and Tested "Chiara"	£149.46


K3565 "Andante" Audiophile Power Supply Kit to suit	£85.42
A3565 Factory Assembled and Tested "Andante"	£128.42
Special Offer, Both Units in Kit Form together, with SA version "Chiara" with mains and DC Supply lead	ONLY £184.92
Factory Assembled and Tested	ONLY £267.88

K1450 MAGNETIC PICKUP PREAMPLIFIER KIT features a totally discrete component implementation with the superior sound of the Shunt Feedback concept. High quality components fitting to an advanced double sided printed circuit board make this a product at the leading edge of technology that you will be proud to own. Nevertheless with our step by step instructions it is very easy and satisfying to assemble. The higher current consumption of this unit means that it is best powered by our new Andante Audio Power Supply, itself an advanced piece of technology in a matching case. This supplies the superbly smoothed and stabilised supply lines needed by very sensitive preamplifiers and features a fully potted Hi-grade toroidal transformer along with a specially limited shift switching system for hum free operation. The K1450 is suitable for all moving coil and moving magnet transducers this unit is especially recommended for, and will extract the very best from the modern generation of low output high quality moving coil transducers.

This magnificent kit, comes complete with all parts ready to assemble inside the fully finished 228 x 134 x 63mm case. Comes with full, easy to follow, instructions as well as the Hart Guide to PCB Construction, we even throw in enough Hart Audiograde Silver Solder to construct your kit!

K1450 Complete Kit	£111.58
K1450SA Audiophile Kit	£133.94

Why not buy the reprints and construction manual for the kit you are interested in to see how easy it is to build your own equipment the HART way. The FULL cost can be credited against your subsequent kit purchase.



ALPS "Blue Velvet" PRECISION AUDIO CONTROLS.

Now you can throw out those noisy ill-matched carbon pots and replace with the real hi-fi components only used selectively in the very top flight of World class amplifiers. The improvement in track accuracy and matching really is incredible giving better tonal balance between channels and rock solid image stability.

MANUAL POTENTIOMETERS

2-Gang 100K Lin	£15.67
2-Gang 10K, 50K or 100K Log	£16.40
2-Gang 10K Special Balance, zero crosstalk and zero centre loss	£17.48

MOTORISED POTENTIOMETERS

2-Gang 20K Log Volume Control	£26.20
2-Gang 10K RD Special Balance, zero crosstalk and less than 10% loss in centre position	£26.98

SOLOERING

The size of modern components makes the right soldering equipment essential for good results. Everything we offer we actually use in our own workshop! See our Lists for the full range.

845-820 KS240 ANTEX 240v 25w Soldering Iron. This is the ideal Multi-purpose iron as the bit is designed to totally surround the element giving the best heat transfer. This excellent design also means that although it is small and handy enough for modern components its heating capacity is better than larger irons of conventional construction. Excellent Value	£9.93
845-080 S14 Lightweight Soldering Iron Stand. This has provision for the classic damp sponge for bit wiping.	£9.95

HART SUPER AUDIOGRADE SILVER SOLDER

Hart Super Audiograde Silver Solder has been specially formulated for the serious audiophile. Not only does it give beautiful easy-to-make joints but it is designed to melt at normal soldering temperatures avoiding the possibility of thermal damage to components or the need for special high temperature irons. A very low residue flux makes perfect joints easy but eliminates the need for board cleaning after assembly.

845-007 3mtrs 22SWG in Hart Mini Tube	£3.90
845-008 100g Reel Special Valve Grade, 20swg	£12.90
845-009 100g Precision PCB Grade, 22swg	£14.75
845-110 100g Reel Superline 24swg for ultra precise control and easy working	£21.45

32W VALVE AMP TRANSFORMERS

Special set toroidal transformers, 2 output & 1 mains for the "Hot Audio Power" valve amplifier design described in the Oct. 1995 issue of "Wireless World". Total Wt 4.0kg. Special price for the set

£39	
Post	£8
Photocopies of Article by Jeff Marauley	£2

TECHNICAL BOOKSHELF

"AUDIO ELECTRONICS" J.L. Linsley Hood
Now entirely re-written by the master himself this new book covers the underlying audio techniques and equipment in tape recording, tuners, power output stages, digital audio, test instruments and loudspeaker crossover systems.
ISBN 0-7506-2181-8

"THE ART OF LINEAR ELECTRONICS." J.L. Linsley Hood
The definitive linear electronics and audio book. Learn how to read circuit diagrams and understand amplifiers and how they are designed to give the best sound. The standard reference for all who work, or are interested in this field.
0-7506-0868-4

HART Exclusive! FREE amendments sheet with each copy.
"THE ART OF SOLDERING" R Brewster
Absolutely essential reading for anyone who ever picks up a soldering iron.
ISBN 0-85935-324-3

"ACTIVE FILTER COOKBOOK" Don Lancaster
All the information on the calculation on construction of Low-pass, high pass and band-pass filters using Bessel, Chebyshev and Butterworth topologies.
BKS14

"HOW TO USE OSCILLOSCOPES & OTHER TEST EQUIPMENT" R.A. Penfold
BP267

"THE LOUSPEAKER DESIGN COOKBOOK" New 5th Ed. Vance D. Gibson
All the information you need to build your own super loudspeakers.
ISBN 1-882580-10-9

ELECTROSTATIC LOUSPEAKER DESIGN AND CONSTRUCTION Ronald Wagner
This classic describes the important parameters of an electrostatic speaker and indicates how each affects performance.
BK16

"THE ELECTROSTATIC LOUSPEAKER DESIGN COOKBOOK" Roger P. Sanders
This new title takes you right through from the theory of electrostatic loudspeakers to hands on guidance on practical construction, also covering potting supplies and amplifier suitability. A full chapter also covers transmission line woofer enclosures.
ISBN 1-882580-00-1

"BULLOCK ON BOXES" R.M. Bullock III with Robert White
Easy to read guide for anyone interested in loudspeaker enclosures, theoretical calculations and practical building and is now considered as one of the classics on the subject.
BKA48

"LOUSPEAKERS; THE WHY AND HOW OF GOOD REPRODUCTION" G.A. Briggs
The 1949 Classic on the whole subject of High Fidelity reproduction.
0-9624-1913-3

VALVE & EARLY CLASSIC BOOKS

THE VTL BOOK David Mantley
Comprehensive modern book on the use of valves.
BKV11

"VALVE AMPLIFIERS" Morgan Jones
An easy to read modern book on the subject of valve amplifiers which goes through the art with very little theory and a great deal of practical information. If you Mesca is where valve amplifiers are then this is your Koran!
RRP £25. Our Price

MULLARD TUBE CIRCUITS FOR AUDIO AMPLIFIERS Mullard Ltd
A DIY classic, with sheet metal diagrams, parts lists and performance data.
BKA427

"THE WILLIAMSON AMPLIFIER." D. T. N. Williamson
From April 1947, a cult classic power amplifier design reprinted from Wireless World.
0-9624-1918-4

AN APPROACH TO AUDIO FREQUENCY AMPLIFIER DESIGN. GEC
No less than seventeen valve amplifier circuits from 5 to 1100 Watts. Full of genuine information from the valve era with valve specifications and base connection diagrams.
1-882580-05-2

AUDIO ANTHOLOGIES, collected articles from Audio Engineering magazine. Six volumes covering the days when audio was young and valves were king! All edited by C.G. McProud. All are £13.95.

VOL 1
The first of the new audio amplifiers, preamps, tuners and speakers after the war. 38 of the best articles from 1947 - 1949 BKA43/1

VOL 2
1950 - 1952 BKA43/2

VOL 3
43 articles 1952-1955, 7 power amplifiers, 18 preamps and 12 loudspeakers. Another novel proposal for an output transformerless 25 Watt valve amplifier BKA43/3

VOL 4
4 articles from 1955 - 1957. Designs for 12 amps and preamps and 6 loudspeakers BKA43/4

VOL 5
48 articles from 1958 & 9 BKA43/5

VOL 6
38 articles from 1960 and 1961 BKA43/6
"AUDIO ANTHOLOGIES" Special Offer

All titles only £79.00
"PRINCIPLES OF ELECTRON TUBES" Herbert J. Reich PH.D
Reprint of a 1941 textbook on the workings of valves. The use of valves in class A, AB, B, and C operation is covered with sample circuits, topologies and distortion.
BKA434

SPECIAL OFFER. With all book orders over £15 we will supply FREE, on request, a John Linsley Hood monograph entitled "Digital v. Analogue. Black Discs or Silver?"
Postage on books is £2 (£3.50 for heavy books with *) maximum in UK £4.50 for any number, any size! No waiting! All listed books are normally in stock!

Ordering your HART kit is easy, simply post, telephone or fax your order anytime. Let us know what you require, with your name, address, cheque or credit card number and expiry date. Your daytime phone number is useful in case we need to get back to you. If you need further information on our kits just ask our FREE lists. Overseas order are welcome and we can send anywhere in the World. Post on UK orders up to £20 is £1.50, over £20 - £3.50. Express Courier £10.

QUALITY
AUDIO KITS

24hrs SALES LINE
01691 652894

ALL PRICES
INCLUDE
UK/EU VAT

HART

KEF's K90 KIT LOUDSPEAKERS

Our skilled in-house technician, Nick Lucas, gets his hands on KEF's K90s. Did they survive the experience? Read on!



Wilmslow Audio, the loudspeaker kit people, sent us three of their KEF kits for review, namely the 60s, 80s and 90s. All the kits contain front mouldings, trim rings, sealing gaskets, fixings, instructions and front panel templates.

The crossovers, DN60, DN80 and DN90, are built on good quality printed circuit boards with flying leads attached and are sold separately. KEF do not manufacture flat-pack wood for the cabinets, terminal dishes, internal wadding, damping or ports. Unfortunately, it looks like Wilmslow Audio, KEF's largest UK distributor for their kits, will have ceased trading by the time you read this, but all these items should be available from local carpenters and the suppliers listed in this month's DIY Supplement.

KEF's Uni-Q Drive Unit

This popular three model constructor series has been around for a couple of years now and is centred on KEF's Q200H Uni-Q drive unit. This is an 8" driver which has its tweeter sitting where the dust cap of the bass/midrange cone would usually be. This coherent source arrangement means that all the sound radiated by the driver is coming from the same point, whereas in a normal two way 'speaker for example it would be coming from two different points. This can provide very clear imaging, which KEF have tried to make the most of by using a low diffraction mounting arrangement for the driver.

The plastic front moulding and trim mirror the profile of the cone, helping to reduce diffraction effects. Aesthetically, this also gives a professionally finished look to the loudspeakers.

The KEF Kit Range

The KEF kit 60 is the smallest of the three. It uses the Q200H driver in a front ported cabinet with a volume of 18.5 litres, and has a claimed sensitivity of 90dB and a power rating of 100watts. The KEF kit 80 is a floorstander that uses the same Q200H along with an 8" acoustic bass radiator (the BD200H ABR) in place of the port. This is basically a drive unit minus the magnet - it's driven only by the air movement of the Q200H - and KEF claim it has the effect of improving and increasing the bass response. Sensitivity-wise, KEF say the kit 80 manages 89dB and can cope with 125watts.

Largest of the three in a ported enclosure of 35 litres is the KEF kit 90. This uses the Q200H, this time with the B200H bass unit which yields a claimed sensitivity of 89dB and a power rating of 150watts. All three kits are bi-wireable.

Relaying this information to Dominic I received the response, "Build one". Opting for the top of the range, of course, I chose the KEF kit 90.

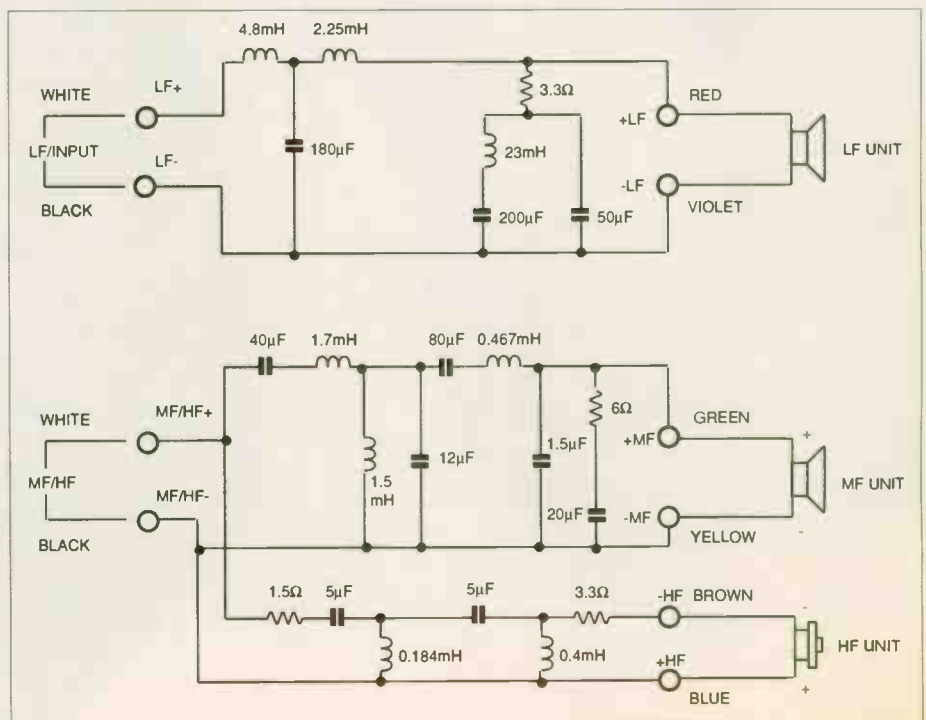


The complete kit laid out ready for assembly. Templates for the driver cut-outs are supplied for those who want to do their own woodwork; ours was supplied in flat-pack form by Wilmslow Audio.

The Crossover

Although fairly complex looking and using a large number of components, the crossover for the K90s can be followed fairly easily. Starting in the bass, 4.8mH, 2.25mH and 180µF provide a 3rd order low pass filter. 3.3Ω, 23mH, 200µF and 50µF form a filter that damps resonant peaking in the impedance curve, in this case suppressing the upper of the two peaks characteristic of reflex loaded loudspeakers.

The midrange driver uses a 3rd order high pass filter to roll-off low frequencies and match the bass driver. Rolling off treble is a 4th order filter and impedance compensation is provided by the series combination of 6Ω and 20µF. To match the midrange driver, a 4th order high pass filter is used for the tweeter; the two resistors provide the correct attenuation.



Building The KEF K90 Loudspeakers

The instructions provided are short and concise, supplying all the information you will need for correct assembly. They contain a 3D finished drawing, components list, cabinet plans, construction tips, assembly notes and technical specification. Note well, read



The DN90 crossovers for the KEF K90s come factory assembled and tested.

the instructions thoroughly; you may feel information is missing, but if you look carefully it will appear magically in the text.

The flat-pack for the cabinets, supplied by Wilmslow Audio, was made of high quality 15mm medium density fibreboard (MDF) as recommended by KEF. Before cabinet assembly began I



Once the baffle is securely in place, the plastic mouldings for the drivers can be fitted and the cabinet filled with wadding.

found it easier to drill starter holes for the terminal dishes and front mouldings, checking these for correct orientation. I fixed the crossover PCB to the shelf panel after extending the flying leads, realising they were too short to reach the terminal dish. I also fitted the damping material to the inside surface of each top, side and back panel, covering at least half of the inside surface area.

The wood panels came together perfectly using Evostick Resin 'W' wood glue. First of all I laid one side panel flat and then built on this the front, back, top, bottom and shelf and finally the other side. Cabinet maker's clamps would be the ideal aid, but packing tape wrapped around the cabinets sufficed. I left the cabinets to set for 24 hours. It was then a simple matter to stuff the wadding inside the cabinets and fit the front moulding. Following the instructions carefully and keeping to the

colour codes for the crossover I wired up the drive units and screwed the terminal dishes into place.

Finishing Off

The final touch was beautifying the mouldings with their trim rings and Bob's your uncle. I ran a quick DC resistance check, both K90s read 5.5ohms, so I fired them up.

Overall it was a very enjoyable build taking approximately three hours per 'speaker, but it remains to be seen how the finely tuned ears of our editorial department will react to them. . .

Wilmslow's flat-pack cabinet was well machined and fitted together easily and securely. We used strong packing tape to hold the cabinet together and ensure an air tight seal.



Finishing stages: the mouldings are screwed down and the drivers fitted.

α**Billington Gold****Ω**

Long known as specialists in rare tube brands, Billington Export provides a line of premium-grade valves to fill the increasing demand for hard-to-find tubes! BILLINGTON GOLD features specially tested valves selected for long life, low microphony and low noise. Versions with gold plated pins are available. BILLINGTON GOLD brand comes from a variety of countries around the world. We have carefully chosen the best manufacturer for each type, with an

emphasis on the highest audio quality and product reliability. We stock one million valves including: BRIMAR, GE USA, GEC UK, MAZDA, MULLARD, RCA, RUSSIAN/SOVTEK/SVETLANA, SYLVANIA, TESLA, THERMIONIC, TUNGSRAM and other rare brands, as well as sockets and CRTs.

BILLINGTON GOLD

2A3	15.00
6L6GC	9.50
12AX7	5.25
300B	60.00
811A	12.00
845	33.00
6550B	16.43
E81CC	5.25
E81CC-01	9.50
E82CC	4.50
E82CC-01	8.50
E83CC-01	8.50
E88CC	7.50
ECC81	5.25
ECC82	4.50
ECC83	5.25
ECC88	4.50
EL34	9.95
EL84	3.60
KT66	9.50
KT88	18.50

RARE BRANDS

5R4GY RCA	POA	6550A GE USA	42.00
5Y3GT RCA	2.90	CV4004 Brimar UK	POA
6BH6 RCA	2.48	DG7-32 Tungstram Hungary	21.00
6CG7 Yugoslavian	6.75	ECC81 Mullard UK (CV4024)	7.50
6V6GT STC UK	5.93	ECC82 Mullard UK (CV4003)	POA
6X4W Raytheon USA	3.00	ECC83/ECC803S Tesla	13.13
6336A	66.00	ECC83 Yugoslavian	2.93
12BH7 Yugoslavian	6.90	ECC85 Tungstram	3.45
12BH7A GE	15.00	ECC86 Tungstram	3.45
12E1 STC/ITT UK	15.00	EF86 GEC UK (CV4085)	19.50
13E1 STC UK	120.00	GZ32 Mazda	9.00
85A2 Mullard	4.50	GZ37/CV378 Mullard UK	5.93
807 USA	8.20	KT90 Yugoslavian	24.00
5687 Sylvania	6.45	PL519 Tungstram	8.40

SOVTEK

5U4G	3.60	ECC83/12AX7WB	3.75
6L6WGC	6.30	EF86	POA
6SL7GT	2.50	EL34G	6.20
5881/6L6WGC	6.30	EL84	1.99

RUSSIAN/SVETLANA

6550B 2	18.00
6B4G	19.50
6SN7GT	3.30
SV811-3	22.75
SV811-10	22.75

Try us for ALL Russian/Svetlana valves.

SPECIAL OFFERS

5Y3WGTA Sylvania	2.93
6AS7G Russian	2.99
6AU6WC Sylvania	1.20
6AU8A RCA/SYLVANIA	0.75
6BE6 Brimar/ECG PHILIPS	1.20
6CM7 RCA	2.70
6SN7GT Russian	3.30
5814A ECG PHILIPS	2.70
6350	1.35
6550B3 Russian Zirconium	16.43
7119/E182CC Mullard USA	9.45
7868 (discount for quantity)	23.63
Russian ECC83 near equivalent (5H2x centre tapped heaters)	1.80
ECC86 Mullard	2.93
ECF80/6BL8 ECG PHILIPS	0.60
EF184 RFT	0.99
EF184 Sylvania	1.50
GZ34 Chinese	7.40
KT88 Chinese tested	12.50

You may deduct 33,3% discount for one order totalling £600.00 GBP or more

SOCKETS

Jumbo 4-Pin for 211, 845, etc	10.50
Jumbo 4-Pin, Gold Plated, for 211	13.50
UX4 for 2A3, 300B, 811A, etc.	1.95
UX4 Large Locking Type for 300B	4.80
B5 UK	POA
UX5 McMurdo UK for 807	3.60
B7A for 6C33CB	3.23
B7G McMurdo UK, chassis, skirted	0.72
813 ceramic	7.50
Octal McMurdo UK	1.20
Octal PCB, foreign	1.20
B9A Ceramic, skirted, chassis, screening can; Russian	0.90
B9A PCB, gold pins	1.88
B9D Magnoval, chassis, for PL519	1.80
TOPCAP for 2C34, 807, etc	1.20
TOPCAP for 12E1, 5B-254M, PL519	2.93
MATCHED TESTING	£2.00 per valve (£4.00 per pair)

We manufacture sockets in the UK for use with DA100, 4212E, F2A, EL156, ML4, PX25, etc. Please ask for our catalogue for full details.

All items in stock at the time of going to press. Prices in GB Pounds and subject to fluctuation: please check before placing your order. Please ask for our free 60 page catalogue of valves and/or our CRT catalogue. Payment is accepted by: ACCESS, AMERICAN EXPRESS, DEBIT CARD, JCB, MASTERCARD, VISA, Bankers Draft, Bank Telex, Eurocheque and Cheque (UK only).
 MINIMUM ORDER: UK £50.00 + VAT & Carriage. Export £100.00 (US\$150.00) + Carriage.
 3,000 OTHER TYPES OF VALVES IN STOCK! PLEASE INQUIRE FOR ANY TYPE NOT LISTED.

BILLINGTON

EXPORT

LIMITED



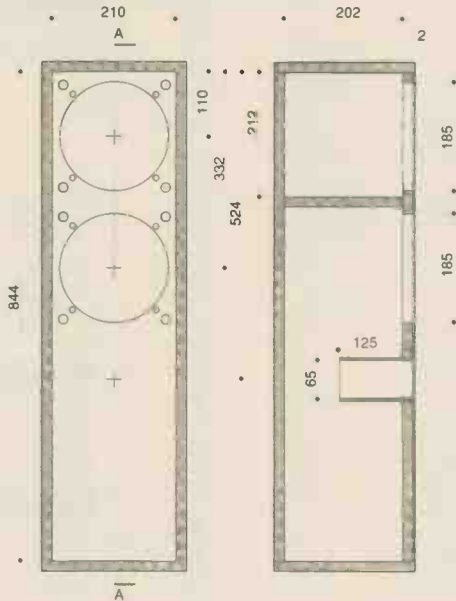
1E GILLMANS TRADING ESTATE
 BILLINGSHURST
 WEST SUSSEX RH14 9EZ UK
 TEL: (0)1403 784961 FAX: (0)1403 783519

VISITORS STRICTLY BY APPOINTMENT PLEASE

The Cabinet

	Internal Port Diameter	Internal Port Length
KEFkit 90	65 mm	125 mm

CABINET PLANS FOR KEFkit 90 (All dimensions in millimetres)



Internal volume
 MF = 9 litres
 LF = 26 litres

The cabinet is a fairly straight-forward affair. Up top, a 9 litre sealed enclosure is used for the Uni-Q midrange and treble driver. The cabinet damping and internal wadding are important here, preventing reflections from the rear of the cabinet coming back through the driver which can produce a clattery sound. The bass chamber is a 26 litre box, reflex loaded to give deep and efficient bass.

KEF Audio
 Tovil, Maidstone,
 Kent ME15 6QP
 Tel: 01622 672261

Prices from Wilmslow Audio
 Tel: 01565 650605

Kit 90
 KEF units+x-over £370.00
 complete kit £460.00

KEF K90 SOUND QUALITY

Firing up the KEFs with the first few tracks of Boys For Pele revealed well detailed, precise imaging, especially with Tori Amos' vocals. Instruments were clearly located in the left to right spread of the soundstage, although a fairly marked lack of stage depth robbed the music of realism.

Thus far I had no tonal qualms about the K90s, but this started to change with 'Professional Widow' and 'Talula' where vocals showed up some sibilance and harpsichord notes had a sharp edge to them. Muted trumpets on Charles Mingus' Mingus... album and string instruments on orchestral works also suffered from the same effect.

While Mingus' plucked bass was attractively dynamic, it confirmed an extra richness at the bottom end which was obvious on the saxophones of his album and the drums and Hammond organ of Carlos Santana's Santana CD. The combination of midrange emphasis and full bass meant that the KEF K90 'speakers sounded rather poorly integrated and tended to get confused on busier pieces of music.

The KEF K90s are capable of good dynamics and bass weight, but their rather two-dimensional soundstage and prominent midrange let them down.

KEF KIT K90

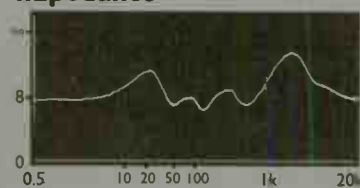
At a glance, the KEF kit K90s look well engineered. The response is flat and smooth in true KEF tradition, but there are some trends which I suspect will be detrimental to their sound. Although essentially flat, there is quite a lot of energy concentrated below 1kHz, lifting lower midrange above treble level. This can result in an over-full or thick sound, especially in conjunction with well extended bass. Pulled well away from walls though, the K90s should sound reasonably balanced.

Although the impedance curve averages out at 7.8Ω and doesn't drop below 4Ω at

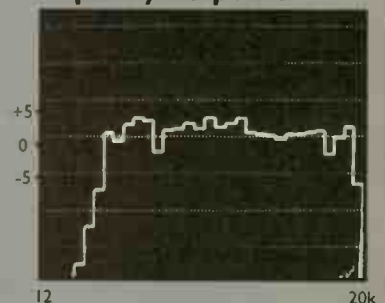
any point, it isn't the smoothest around. The sharp rises and falls indicate the K90s are a reactive load, which can as it does with KEF's Reference Series, affect amplifier performance quite markedly. Sensitivity was below average too, measuring just 84.5dB,

so they'll take some driving. I'd recommend 50watts minimum for best results. **DB**

Impedance



Frequency Response



Upgrading Your Loudspeakers the DIY Way

Want to upgrade your loudspeakers without shelling out for a new pair?

Dominic Baker offers some words of advice.

The early stage of the DIY hi-fi bug normally begins with loudspeaker tweaking. Whether it's splitting a crossover for bi-wiring or building an existing 'speaker into cabinets you designed yourself, loudspeakers seem to have a strong appeal. I suppose it's because from the outside they appear simpler. There are relatively few components compared to an amplifier for example, and the drivers move as you play music, giving you a 'feel' for the way they work.

One area we consistently get asked about is upgrading the components in a loudspeaker's crossover. Commercial constraints normally mean that your £500 loudspeakers will come with cheap reversible electrolytic capacitors and ferrite core inductors with spindly wire soldered to a circuit board. Just hard wiring the existing components and upgrading the internal wiring to a good quality 'speaker cable will bring a discernible difference. But while you're there it's tempting to replace the components themselves.

Remember though, especially in more up-market designs, that the components in a crossover will have been carefully chosen and balanced. Putting a higher grade capacitor in may unbalance the sound because its electrical characteristics or sonic signature are different. I'd recommend to anyone wishing to experiment that they hard wire the upgraded crossover using high quality wire and silver solder and then listen to the difference between the standard and the upgraded version. If it's worse, then you still have a route back.

INDUCTORS

Inductors can be replaced fairly easily. Air core inductors are superior to the ferrite cored ones normally supplied. Ferrite cores can saturate if they are not large enough, causing a fall in impedance which may overload your amplifier. Some exhibit hysteresis and the core itself can vibrate causing signal distortion. For large values of inductor, like those in the bass crossover section of a three way design where an air core is impractical due to its size and the amount of wire needed, use a laminated core inductor around 0.5-1" thick. Everywhere else an air core type should be used.

When you replace the inductors in a loudspeaker's crossover, there are two important figures you need to know; inductance and resistance. The inductance will be expressed in milliHenries (typically between 0.1mH and 10mH), and is the part that determines the crossover frequency. The resistance in ohms (typically 0.1Ω to 3Ω), is also very important. If the upgraded inductor has a different resistance (DCR) it will exhibit a different insertion loss and, especially, different resonant Q, unbalancing the crossover. Air core inductors have a higher resistance for a given wire gauge because more turns of wire are needed to achieve a specific inductance. Thicker wire will reduce the resistance.

CAPACITORS

Capacitors are a little more difficult. I've swapped a 4μF Alcap reversible electrolytic for a 4μF Solen polypropylene and watched the

crossover point and signal level change considerably on our FFT Spectrum Analyser. Without this kind of test equipment you are shooting in the dark.

I assembled a group of capacitors for listening, spanning 1-12μF, typically used in midrange/treble sections where the differences are most noticeable. When you design a loudspeaker, the effect of the capacitor's electrical and sonic character can be designed in. But to keep things simple here, I decided to use them purely as upgrades to existing designs.

One of the problems with this is that the better capacitors have a lower Equivalent Series Resistance (ESR) and so allow more signal to pass. Putting a lower ESR capacitor in the treble section of a crossover will make the loudspeaker brighter. To keep this effect to a minimum during comparison, the capacitors were used in the midrange and treble sections of a three way design, so both sections should stay aligned.

The loudspeaker was a prototype design using a Focal Audiom 7K midrange driver and Focal T120K tweeter on an open baffle. These are very good quality drivers with a high sensitivity of 97dB and a very detailed, transparent sound. They also share the same cone material so tonal variations are minimised. They highlighted the differences between capacitors quite strongly and proved an ideal tool for this test. Using silver soldered gold-plated croc. clips, I was able to swap capacitors over quickly and listen to the results. All are film type capacitors apart from the Alcap, which is a reversible electrolytic, and they were all left for an hour or two running a pink noise test signal to bed them in.



ALCAP ELECTROLYTIC

It would be easy to label electrolytic capacitors 'bad' and film types 'good', but that would be to misrepresent their qualities. The Alcaps actually sounded very good - they were soft and musical in a very inoffensive manner. I've heard cheap non-audio grade polyesters and polyprops sound gritty and harsh, so the Alcaps certainly show them a thing or two.

Ultimately they don't have the fine detail or transient attack of the others in this test, but alongside the Solens are top for value. If you're finding the treble in your 'speakers a bit relentless, and they're using a film capacitor, it could well be worth changing to an Alcap to temper the sharpness and produce a more listenable balance.



SOLEN

Although the cheapest film capacitor I auditioned, the Solen polypropylenes have a very good sound indeed. With a slightly more forward balance than the Supersound capacitors, they could become a little hard in some applications, but they are certainly detailed and very clean sounding.

If you are worried about the hardness but like their price tag, a good idea is to parallel them with an Alcap to get the value you want. This seems to work very well, the softness of the Alcap balancing the forward nature of the Solen without seeming to lose any detail in the process.



ANSAR SUPERSOUND

The 'Supersound' capacitors are made by Ansar and can be bought from various suppliers who put their own name on them. These came from RATA, but Cricklewood Electronics, Audiokits and a few others all have their own versions.

Their sound is, in essence, very similar to the Solens. A forward balance coupled to a clean and detailed delivery makes for an impressively dynamic sound with fast attack on transients. They weren't quite as hard as the Solens can be and were better damped in the treble, giving slightly better focus.



KIMBERCAP

The Kimbercaps were hardest to place in this group. Some aspects of their sound were very good indeed; a pleasant richness compared to the dryer and more analytical Supersounds for

example. But with it there is a slightly duller tonal quality. This makes them a good match for sharp sounding metal dome tweeters, which can have a brighter tone than is strictly accurate. Here they will soften the sharpness without compromising detail.

Kimber mark the inner and outer foils of their capacitors, so make sure you get them the right way around. Although there was only a slight difference, they did sound a little more open when used the way Kimber recommend.



HOVLAND MUSICAP

Most expensive in this test, the Hovlands are also the biggest, a good sign. A reliable rule of thumb to follow is the bigger the can size for a given value, the better they seem to sound. Where the Kimbercaps were only a small jump up from the Solen and Supersound capacitors, the Hovland Musicaps took a clear step forwards.

Like the Solens they can sound a little forward, probably a result of their very low ESR. But the extra ambience combined with a very clean treble delivery that seemed far less prone to ringing or sibilance than the other types does make them really quite special. You don't half pay for it though ●

PRICE COMPARISON TABLE (£)

	1µF	2µF	4µF	6µF	8µF	10µF	12µF
Alcap 50V	n/a	0.35	0.39	0.42	0.46	0.49	0.51
Solen	1.40	1.47	1.69	1.99	2.45	2.65	2.95
RATA Supersound	2.08	2.46	3.00	3.63	5.65	5.29	5.57
Kimbercap 200V	6.76	7.94	11.27	14.83	19.13	30.29	n/a
Hovland Musicap	13.93	18.93	25.50	32.20	36.89	39.74	n/a

Prices are for the closest value available in the range to those shown (e.g. there is no 2µF RATA Supersound, only a 2.2µF). The Alcap 100V range costs roughly twice the price of the 50V types.

WATFORD VALVES

3 RYALL CLOSE PHONE
BRICKET WOOD 01923 893270
ST ALBANS FAX
HERTS AL2 3TS 01923 679207

Specialists in new old stock and current production valves.
 Sole UK distributor of Harma Diamond range, selected for
 their superior performance.

!!!!CURRENT SUPER DEALS!!!!

SOVTEK ECC83/12AX7WXT audio	£2.77
SOVTEK EL34G free matching	£4.90
MULLARD ECC81/CV4024	£4.50
G.E. ECC82/12AU7A	£3.00
PHILIPS ECC83/12AX7WA	£5.11
BRIMAR ECC88	£4.00
SYLVANIA 6L6WGB	£7.50
PHILIPS 6922	£4.00

.....and many more.....
no minimum order requirements

Huge range held. All valves are new, boxed and guaranteed.
 Prices are plus VAT and carriage. For free price list and
 specialist advice call or fax Derek Rocco, Watford Valves.

coming July, 1996:

Liberty Audiosuite v.②

Versatile, sophisticated, and cost-effective FFT,
 MLS, Sinewave, RTA and distortion analyzer
 system for Engineering and Production Control.

Now with

- * Automatic adjustments: input sensitivity, display gain and scale, anechoic windowing
- * Pass/Fail testing for production
- * RTA with A,B,C weighting and math
- * Frequency response math and editing
- * File save, retrieve and ASCII export for compatibility with CAE/CAD/simulation packages
- * Powerful programmable script interpreter
- * Comprehensive feature rich system, now adds built-in Easy Scripts for *extremely* simple operation
- * Plus all the powerful features of LAUD v1!!

System with Software, Calibrated Mic, Preamp,
 Probes, and DSP ISA card _____ £630.00
 Upgrades from version 1 _____ £85.00

call or fax for FREE DEMO DISK

Tony Seaford
MARTON MUSIC
 phone / fax 01282-773198

HOVLAND • MUSICAP®

new distribution for Europe

IMPROVE YOUR IMAGE

The Hovland "sound" is fast, tight, dynamic, dramatic
 and clean. Non of the over bright aggressive treble of
 most polypropylenes, and non of the soggy bass or
 lumpy sonic characteristics of most plastic film caps.

Coupling Caps

value	voltage	1 to 9 uk retail inc vat	10+ uk retail inc vat
0.010	1600	£8.34	£7.09
0.10	400	£7.15	£6.08
0.10	500	£9.54	£8.11
0.22	400	£9.69	£8.24
0.47	400	£10.32	£8.77
0.47	600	£17.71	£15.05
2.0	400	£23.15	£19.68

Speaker Caps

value	voltage	1 to 9 uk retail inc vat	10+ uk retail inc vat
1.0	100	£13.93	£11.84
1.5	100	£16.63	£14.13
1.8	100	£17.03	£14.47
2.0	100	£18.93	£16.09
2.2	100	£19.63	£16.68
2.7	100	£20.13	£17.11
2.7	200	£25.93	£22.04
3.0	100	£26.33	£22.38
3.0	200	£20.73	£17.62
3.3	100	£23.10	£19.63
4.0	100	£25.50	£21.67
5.0	100	£28.54	£24.25
6.0	100	£32.20	£27.37
7.0	100	£34.07	£28.96
8.0	100	£36.89	£31.36
9.0	100	£39.74	£33.78
10.0	100	£39.74	£33.78

OEM, TRADE AND RETAIL ENQUIRIES WELCOME

Ben-Dor, Lumb Carr Rd, Holcombe, Bury, Lancs, BL8 4NN, England.

Tel/Fax: + 44 (0)1706 823025

SJS Electroacoustics



The Vintage Audio Co.

VALVES

WE HAVE ACQUIRED A
 LARGE INVENTORY
 OF VALVES.
 CALL US WITH YOUR
 REQUIREMENTS
 WE CAN SUPPLY MOST
 TYPES FROM STOCK AT
 SENSIBLE PRICES

Call or Fax us on (01734) 451737
Vintage Audio
 850 Oxford Road, Reading, Berks.

AUDIOCAD PRO

PART 2

Dominic Baker continues his look at AudioCad Pro, an advanced loudspeaker modelling package for IBM PC compatibles suitable for professionals and enthusiasts.

In the last supplement I gave a general overview of AudioCad Pro and its features. It is an extremely comprehensive package, offering a wide range of features to the budding designer. Now, Part 2 will show you AudioCad Pro in action, giving examples of some of the simulations it can perform and how you can use them to help you with your designs.

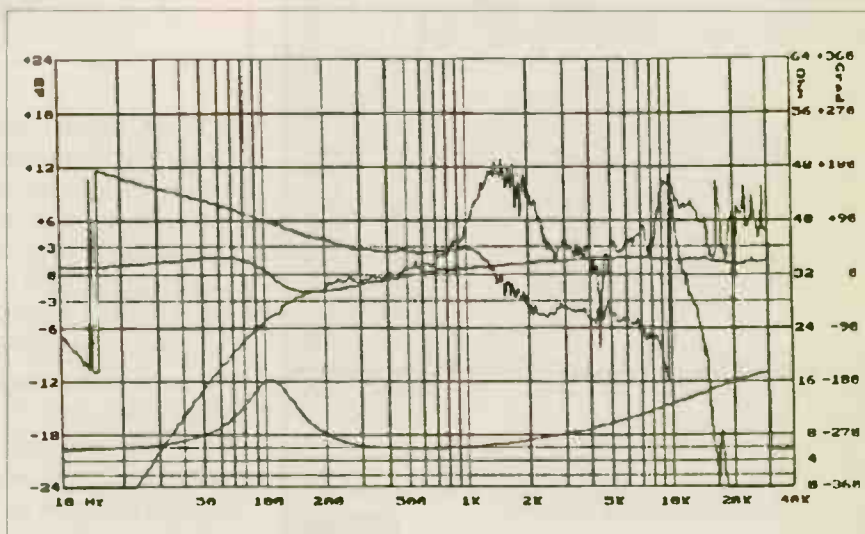
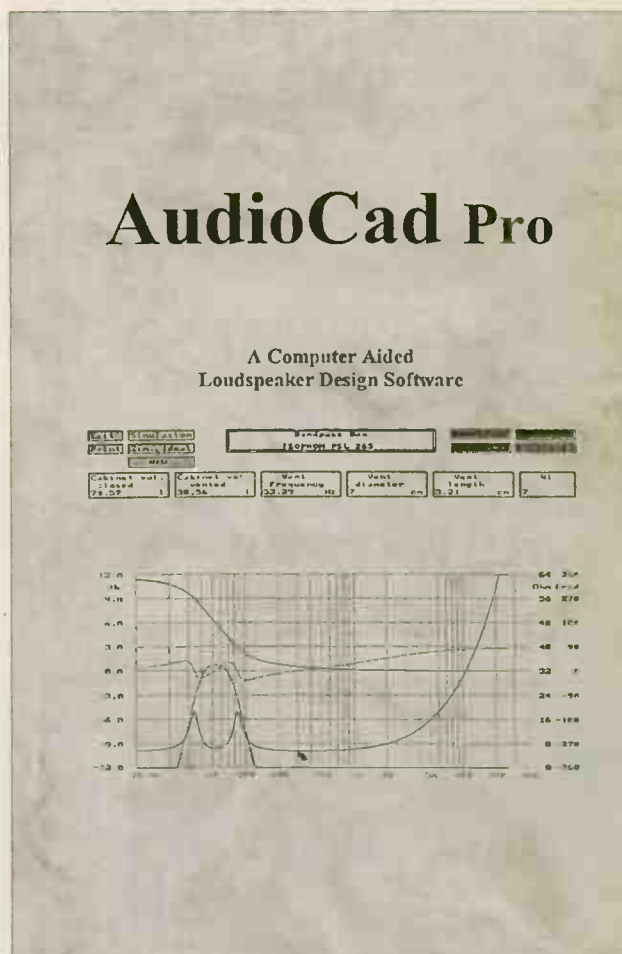
If you are using AudioCad Pro in conjunction with a computer based measurement package, such as IMP or MLSSA, it will use the measured data you input to perform the simulations. Here, AudioCad is at its most powerful, using real figures to generate the results. If you do not have access to measuring equipment, AudioCad will simulate the loudspeaker from basic Thiele-Small parameters. However, this is no different from any other simulation package, so we'll concentrate here on its use with a measurement system.

Using the Import command, the frequency response, phase and impedance data can be fed into the package. It is best to give the files the same name, with a different suffix for each measurement, eg. HM210Z0.AMP, HM210Z0.IMP, HM210Z0.PHA etc so that they can all be imported at the same time. Once the data is loaded use Calculate Parameters to check whether the Thiele-Small parameters are plausible.

Next, you can use AudioCad to calculate L_e , the voice coil inductance, for use later on in the crossover design.

Click the mouse on the point in the impedance curve where you intend to place the crossover point. Also from the impedance curve, Calculate Q will instruct AudioCad to calculate f_s (resonant frequency), Q_{ms} , Q_{es} and Q_{ts} (mechanical, electrical and total Q factors for the driver).

Already you can



Electrical and acoustic phase, frequency response and impedance plots supplied by a computer based measurement package can be imported and used by AudioCad for accurate simulation.

FOXELL & JAMES

*WOOD FINISHES*PAINTS*RESTORATION PRODUCTS*

WE SUPPLY A WIDE RANGE OF DECORATIVE AND PROTECTIVE PRODUCTS.COMBINED WITH A COMPREHENSIVE SELECTION OF WOOD FINISHES INCLUDING STAINS, LACQUERS, VARNISHES, FRENCH POLISHES AND WAXES. OUR STAFF ARE ABLE TO GIVE PRACTICAL ADVICE ON THE USE OF MATERIALS.

FOXELL & JAMES LIMITED
57 FARRINGDON ROAD
LONDON EC1M 3JB

TEL: 0171 405 0152 or 0171 405 2487
FAX: 0171 405 3631

TECHNICAL & GENERAL

Some Necessities - From the Original Classic Turntable Specialists



Supplier	Item	Price	P&P
Connorsieur	BD1/2 Drive Belt	10.25	1.85
	BD1/2 Motor Suspension kit	13.95	2.45
	SAU.2 Headshell	16.75	2.55
	SAU.2 Connecting lead	15.95	3.55
	Standard Models		
Garrard	Wired arm tubes	from 12.75	2.55
	Cartridge carriers (sliders)	10.25	1.85
	Idler Wheels	9.85	2.25
	301/401 Transcription Models		
	Original Thrust pad assembly	10.25	2.25
	Original Idler tension spring	2.95	1.85
	Original Speed control disc - 401	13.75	2.20
	Xeroxcopy Owners Manual 301 incl. full size mounting template	7.85	1.85
	Xeroxcopy Owners Manual 401 incl. full size mounting template	5.70	1.85
	Replacement Intermediate drive wheel	19.95	2.85
	Replacement 301 control knobs		
	On-Off/Speed select	pair 20.25	2.55
	Replacement 301 suppressor unit	5.65	2.25
	Replacement 301 motor pulley (-2%), (-1%),(Std), (+1%)	each 12.65	2.25
	Replacement 301 Chrome plated mounting bolts	set 4.70	2.25
Recommended Lubrication set - early 301/standard 301/401 - please specify	5.60	1.85	
Goldring/Lenco	Idler wheel (lock-nut or clip fixing)	19.95	2.85
	Arm Pivot bearings with instructions	8.25	1.85
	Spindle/Main bearing assembly complete	24.85	3.85
	Headshells	from 21.95	2.55
	Instruction books	from 4.20	1.85
Thorens	ID.124 series		
	Idler wheel - original	27.50	2.85
	Idler wheel - our redesigned replacement	15.35	2.55
	Drive belt	15.25	1.85
	Chassis spring suspension (replaces 'mushrooms')	13.85	2.55
	150/160 series		
	Drive belt	10.25	1.85
	Suspension springs (-1%), (Std),(+1%)	set 11.85	2.55
	Suspension bushes	set 12.50	2.25
	Armboards for most models	from 16.90	2.55
	Cecil Watts Dustbugs/Parastats/ (spares incl. Preener wicks)		
	Cartridges and styli for 78s & Mono LPs in addition to current Stereo LP		

TECHNICAL & GENERAL PO Box 53, Crowborough, E.Sussex. TN6 2BY Tel:- 01892 654534

£89.00
INC VAT

AudioCad Pro

A Computer Aided
Loudspeaker Design Software



The AudioCad Pro advanced loudspeaker simulation package for PC featured in this supplement is available to Hi-Fi Worldreaders at a 10% discount. Normal Price: £99.00 (inc VAT) + £5.00 P&P
Special Price: £89.00 (inc VAT) + £5.00 P&P

AudioCad Pro may be ordered by post, fax or telephone and payment is welcome by cheque, bank draft, postal orders, Mastercard or Visa. Additionally, Official Orders are welcome from schools, colleges, government departments etc.



B.K. ELECTRONICS

VISA

Units 1, 3 & 5 Comet Way

Southend-On-Sea Essex SS2 6TR

Tel: 01702-527572 Fax: 01702-420243

Seas Loudspeakers



Seas P21REX

At SEAS, we take pride in working according to the highest standard. we put a lot of effort into speaker design, using materials and techniques which give the best audible results even if this means time consuming and painstaking production processes. Many critical parts are produced in-house some of which made by special purpose machinery designed and built by Seas Quality is a key word in every aspect of our activity. We monitor the quality of the parts and materials which we purchase, and of the parts and operations made in-house. We use sophisticated equipment and highly trained and experienced personnel to check that our finished products meet their specifications.

U.K. Trade Distribution:

Radio Components Ltd., 428 Whippendell Road, Watford, Herts.

start to see the power of AudioCad. All of the data you will use later to optimise and simulate a design is generated from real measurements on the actual driver you will be using. There will often be notable differences between the manufacturer's supplied data and what you actually measure yourself. Loudspeaker parameters can vary from batch to batch, and there is a tolerance range within each batch too. So the supplied data is often a best case situation, not a real one.

Simulating the enclosure is now as straight forward as with any other computer based package, except that it should be far more accurate because you are using real measured data.

Next you can start to design the crossover. After selecting the cut-off frequency, roll-off rate and network characteristic (Butterworth, Bessel, etc) the author recommends equalising the impedance curve. If you are using AudioCad Pro in conjunction with a

measurement system, I'd recommend optimising the crossover using the latter. Often there is no need for impedance compensation - with careful choice of crossover slope and roll-off point you can achieve a smooth enough impedance curve in most cases.

The compensation will give a very flat impedance curve though, allowing you to view the driver as an 8Ω resistor rather than a reactive device which makes crossover calculations easier. This is basically how AudioCad Pro's crossover designer works; the impedance is first equalised to make calculation simpler and more accurate.

Attenuation can also be specified in dB, for when you want to match a tweeter with a less sensitive woofer. AudioCad Pro will calculate appropriate values for an L-pad attenuator that won't affect impedance.

Once all of the decisions have been made, you can begin the optimisation process. AudioCad Pro will optimise

the impedance for an individual driver or a complete system, and likewise with the amplitude response. It is fast and easy to use, but does require some knowledge of crossover electronics and how they work so that you fully understand the process and can make sensible decisions. Netcalc is an ideal package for gaining this experience without having to build numerous designs. It is affordable and very user friendly, enabling even novice constructors to get a firm grasp on crossover design within a few days.

AudioCad Pro really is one of the most complete packages I've come across. From one disc it does what you would normally need two or three less comprehensive packages to achieve, making it fine value in my opinion too. For professionals and enthusiasts alike, it's a very valuable design tool indeed.

AudioCad Pro is available from Old Colony Sound Lab., USA. Tel: (603) 924 9464

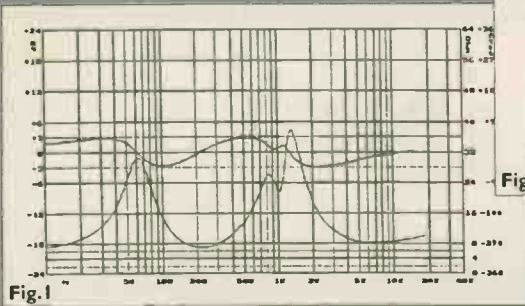


Fig. 1

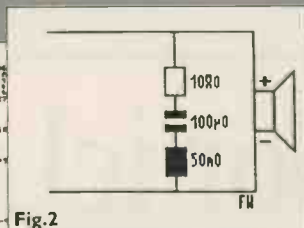


Fig. 2

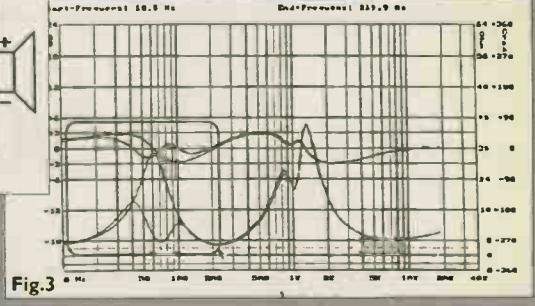


Fig. 3

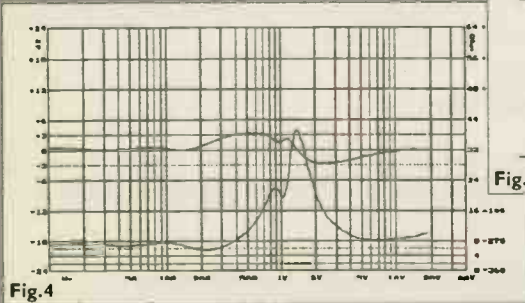


Fig. 4

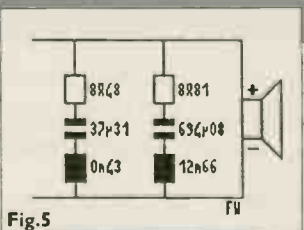


Fig. 5

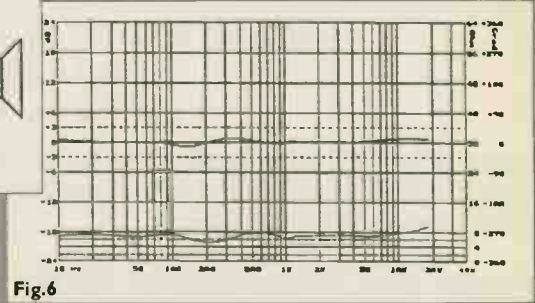


Fig. 6

If you have access to measurement equipment, it is possible to optimise the impedance of a complete loudspeaker. First measure the impedance and electrical phase (Fig. 1) of the loudspeaker so that the data can be entered into AudioCad. To start with, approximate values are inserted into the RCL network (Fig. 2) which compensates for impedance rise. A target value, say 8Ω , is then specified and the first portion of the impedance curve to be equalised is marked with a box using the mouse (Fig. 3). AudioCad will now re-scale the initial approximate values in the RCL network to flatten the impedance curve in the area selected (Fig. 4). Now the impedance rise in the bass has been flattened, you can select the midrange rise and optimise this in exactly the same way; select starting values for a second RCL network, set target impedance, then optimise. Fig. 5 and Fig. 6 show a two-section RCL network and the equalised response. There is still a slight lift above 10kHz , which you can adjust for using the same process.

THE Service Specialists

From **Classic Valve to Digital LaserDisc...**

You supply the Problem, We supply the Solution!

QUAD • GRANT • LEAK • RCA • REVOX • ALTOBASS • RADFORD • PIONEER • LUMLEY • TEAC • YAMAHA • AVANTIC etc.

For over 20 years we have provided un-matched technical services to Enthusiast and Pro. alike. We've satisfied customers at all points of the compass - even in Australia!

What makes us so popular? Simply, **we're the best!**

RESTORATION. Messrs, Leak, Walker, Radford *et al.* got it right! Yesteryear's great designs are, in the main, fine. They certainly don't need converting into something else, which seems to be a current trend. We will carefully restore your classic using modern high-quality components; this alone frequently improves the sound quality enormously. We will not, though, alter the original design in an attempt to "improve" it. Enjoy owning and listening to a Classic... not a latterday fad.

REPAIR/CALIBRATION. Even the finest equipment's will suffer an occasional breakdown and need meticulous repair, calibration and alignment. The only standards we recognise and work to are Manufacturers Original. Our Test & Measurement facilities are probably the best in this sector of the Industry... and we know how to use them!

KIT-BUILDING. There are numerous kits around nowadays. They all require skill/experience to build satisfactorily and, in the case of valve equipment, safely. Some designs are good, otherswell, let's just say their 'designers' would benefit from a sojourn on that celebrated desert island with only Terman and Langford-Smith for company!

Whichever kit you choose, though, it will benefit from a professional build. We will build it, de-bug it and give you a set of Final Test figures from your sample.

KIT-RESCUE. In trouble? It won't work? *Nil desperandum.* Contact us about a rescue/re-furbish.

For more details of our comprehensive services, 'phone or fax:-

(0113) 244 0378

AUDIO LABORATORIES (LEEDS)

Riverside Audio

18, Riverside, Cambridge CB5 8HL. Telephone/FAX: (01223) 512253

Our aim at Riverside Audio is to enable the home constructor to build valve amplifiers which combine superb sound quality with the professional finish of the best high-end products - at a low price. Our rigorous and conservative designs ensure that you get long and trouble free service from your amplifier. We offer our amplifiers in various forms, from circuit designs, through printed circuit boards, to full kits and even fully assembled amplifiers for those who cannot wait to listen to them.

The Riverside 4040 is our integrated amplifier. It features dual mono construction and has five line level inputs and both 4 Ω and 8 Ω outputs. The output stage is configured in the classic McIntosh connection, which gives stable, wide-band operation even with difficult loudspeaker loads. The stainless steel chassis and transformer cover are hand polished to a mirror finish, and come with a semi-matt black valve cover. 4xEL34, 4xECC83, 2xECC82. A full description, including circuit diagram, is given in the 4040 reference manual, £6.50. Kit £760, fully assembled £995.

Technical specification: dual mono construction, 40W/channel, 12Hz to 25kHz power bandwidth, distortion <0.1%, five line level inputs, tape output, 230/240V mains input.

Stereo amplifier circuit board: board only £49.50; component pack (including valve bases), add £63; populated board £125; full valve set, add £45. **Power supply board:** board only £20.50; component pack, add £44; populated board £66. **Input board:** board only £15.50; component pack, add £16; populated board £33.

The output transformers are configured for the McIntosh connection and have excellent low frequency response and a primary reflected impedance of 380 Ω . Full connection instructions provided. Price £70. The mains transformer is wound for dual mono construction, as this gives superior isolation between channels which sharpens imaging and eliminates inter-channel ground loops in the amplifier. Primary 0-230-240V. Secondaries 2x295V@0.25A (0.4A int.), 2x70V@30mA, 2x6.3V@5A. Price £60. Other primary voltages can be supplied to special order. Data sheets giving connection diagrams, specifications, as well as circuits for using each transformer, £2.50 each.

The chassis, comprising main chassis and transformer cover, is hand polished, welded 1/16" stainless steel - NC machine tooled for a perfect fit and clean finish. Each kit also includes a mesh valve cover and baseplate, finished in

semi matt black. Price £310. Also available in mild steel finished in black, £195. For those who wish to use one of these high quality chassis for their own projects, details of the chassis are given in the 4040 reference manual, £6.50.

Connector kit: twelve gold plated phono connectors, two sets of loudspeaker terminals, an IEC mains socket with integral fuse and switch, and an IEC mains lead with fitted 13A plug, £51.50. **Cable kit:** all cables required for the 4040, £6.

The Riverside P2 phono preamplifier is designed to partner the Riverside 4040 for those who enjoy the vinyl sound. Equalization is provided for moving magnet output to line level. The P2 features a high accuracy feedback RIAA equalization circuit, ensuring a natural tonality, a regulated high voltage supply per channel and cathode follower outputs. 3xECC83, 1xECC81, 2xECC80. Full details and circuit diagram in the P2 reference manual, £6.50. Kit £225, fully assembled £275.

Technical specification: 47k Ω input impedance, 1k Ω impedance output for driving long interconnects.

Stereo circuit board: board only £25; component pack, add £37.50; populated board £70; full valve set £20.

The mains transformer is wound for dual mono construction and is toroidal for low leakage flux. Primary 0-230-240V. Secondaries 2x295V@20mA, 2x6.3V@0.45A, 16V@1A. Price £30. Other primary voltages can be supplied to special order. These transformers are also suitable for power supplies in preamplifiers and other line level valve circuits - see data sheet for details, £2.50.

The chassis (main chassis and transformer cover) is made from mild steel. Each kit comes complete with a mesh valve cover and baseplate, finished in black. Price £110. For those who wish to use a high quality chassis for their own projects, details of the chassis are given in the P2 manual, £6.50.

Connector kit: four gold plated phono connectors, IEC mains socket with integral fuse and switch, and IEC mains lead with fitted 13A plug, £15.

We normally ship within three working days. If we do not have the item in stock we will advise you of expected delivery and confirm before despatch. P&P (in UK): £2 for each part of £40, maximum of £10; manuals free of charge. Assembled units despatched by courier free; courier service on other items £10.

Write, phone or FAX for a catalogue sheet of the full range of Riverside products.

SL SonicLink

Makes the World's Finest HiFi Cables from the Highest Quality Materials

SonicLink VIOLET Interconnect

SonicLink's exclusive innovative Conductor Technology, coupled with low loss PTFE insulation brings you superb clarity, dynamics, ambience, rhythmic flow and imagery - and maintains its outstanding performance over widely different hifi systems.

SonicLink AERO SPACE TECHNOLOGY Loudspeaker Cables

The Leading Edge in Technology

The Leading Edge and Decay of Musical Notes

SonicLink AERO SPACE TECHNOLOGY Loudspeaker Cables use ultra low loss insulation material (dielectric loss 0.0003) developed to work reliably in aerospace applications where other leading technologies show deteriorating performance.

Compared to cables insulated with PVC (dielectric loss 0.08) they show superior clarity and dynamics achieving sound quality unequalled at their price.

SonicLink AERO SPACE TECHNOLOGY Loudspeaker Cable AST50	£1.95/m
SonicLink AERO SPACE TECHNOLOGY Loudspeaker Cable AST150	£3.95/m
SonicLink AERO SPACE TECHNOLOGY BiWire Loudspeaker Cable AST75x2	£4.95/m
SonicLink AERO SPACE TECHNOLOGY BiWire Loudspeaker Cable AST150x2	£7.95/m

SonicLink

The Derwent Business Centre, Clarke Street, Derby, DE1 2BU

Tel: +44-332-361390 Fax: +44-1332-298836

ELECTRONICS CONSTRUCTORS GUIDE

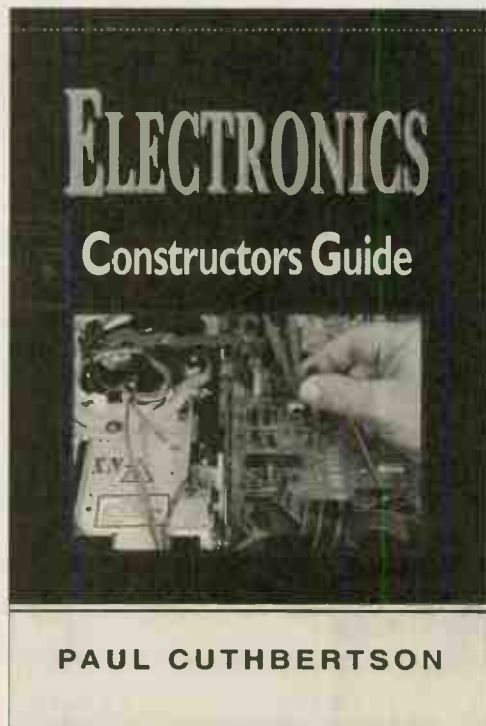
by Paul Cuthbertson

Haider Bahrani gets organised with Paul Cuthbertson's Electronics Constructors Guide.

The Electronics Constructors Guide is a book for the amateur and professional alike. The first three chapters dedicate themselves to the organisation and documentation of the design and construction process. Whether it's a home DIY project or a manufacturer's prototype, the principles are the same.

The emphasis here is on the preparation necessary before diving into the construction phase of any electronics project, turning the whole escapade into one that is planned as strategically as a Napoleonic battle. Documentation is also encouraged throughout both (or either) the design and construction processes, with more than one or two tips given on how to go about it.

Some will consider this a guide on how to suck eggs. In essence this is true, but many of these procedures are all too often neglected by the pros, and not encouraged in amateur fields. In fact, I would recommend this book for the first three chapters alone. The author is clearly speaking (or writing) with the mind of an engineer rather than a technician, encouraging methodical and modular construction patterns with a balance between



effective and efficient design. The book appears to be pouring scorn over anyone who considers diving for the soldering iron and strip board as the first step on any project.

The following two chapters give a run through the necessary, or in certain cases not so necessary, tools with some design ideas thrown in for good measure. I say some, but Paul Cuthbertson has really spilled his thoughts out onto a banquet serving dish here. For someone who needs to learn a lot of basics quickly, or who has forgotten for that matter, there's a lot of detail covered in these pages. Anyone scared of a bit of maths should fear not, because what little maths there is, is presented clearly and thoughtfully.

Chapter six is where things really do

start to get interesting, particularly for someone taking their first step into the electronics mine field. This chapter delves into the world of components. By these I mean resistors, capacitors, transistors, etc. Steering well away from the ideal world, the book tries to give an insight into how both passive and active components work, again without blinding the reader with mathematics.

The follow up chapter is a thorough going over of some design examples. The first and the simplest of these is an LED driving circuit. Despite its simplicity, it is perhaps one of the best introductions to electronic circuitry I've read. The author really cuts down to the bone on this one, explaining all the nitty gritty. The examples increase in complexity, culminating in a power supply design, the description of which I'm sure most will feel quite comfortable following.

The warning lights are bright red in chapter eight. Problems in electronic circuitry, more often than not, are associated with the power supply, earthing or noise injection into the circuit. Earth loops are a typical pain in the electronics constructor's neck, as are noisy supply lines and spaghetti wiring. Reading this chapter won't make all these problems go away, but it will at least give you some idea as to what they are when they rear their ugly heads.

Chapter nine changes the tack of the book, aiming now more at the prospective manufacturer than the hobbyist. Build quality and ease of assembly should both be concerns for the amateur constructor, but the coverage in this chapter goes far beyond. This and the next three sections focus on product construction and prototyping on a serious level. Just skimming over these chapters gives a very good insight into how product development should be done. There's even a chapter (No. 13) called 'Going Into Production,' which is the finalé and goes as far as financing.

The Electronics Constructors Guide, despite its more professional inclinations, is one book I would definitely recommend to the hobbyist. It should also be a must for all students. Essential reading ●

Price £25, available from Butterworth-Heinemann, Tel: 01865 310366

AUDIO LINKS

1996 CATALOGUE

**SPECIALIST COMPONENTS
AT REALISTIC PRICES**

£2.00 A COPY

TEL/FAX 01724 870432

**7 Fairmont Crescent, Scunthorpe,
North Lincolnshire DN16 1EL**

Falcon Acoustics Ltd

Incorporating Falcon Electronics Falcon Components

New Audio Amateur reprint; published on CDROM of Radiotron Designer's Handbook by Langford-Smith.

New and updated FOCAL 'State of the Art' Kit Designs. FOCAL 'In-car' & JMLab Speaker Systems.

Increased range of SOLEN 400v & 630v Polypropylene capacitors. DRIVE UNITS: by FOCAL, and a pick of the best from other manufacturers. CROSSOVER NETWORKS - Active & Passive, Components, Accessories, Large range of Capacitors: + Falcon Custom-wound Inductors.

AUDIO AMATEUR PUBLICATIONS

Loudspeaker Design Cookbook 5, Recipes Cookbook, Mullard Valve Circuit, plus lots more in P/L. Back year sets of Speaker Builder, Audio Amateur & Glass Audio, plus the Audio Anthology Set.

COMPUTER PROGRAMS

Large selection of Programs available from the very comprehensive Liberty AudioSuite test program via AIRR and LoudSpeaker Ver.6, BassBox 5.1, to the basic Bullock/White Boxresponse.

Also the IMP FFT Test Kit, the Miley Mic Kit and Mic/Preamplifier kit for Audiosuite or AIRR. Send for our FREE price list PL25: Just send a large S.A.E. (38p stamp) or US\$2 bill overseas, Europe US\$1 bill or 3 International Reply Coupons (IRC) to:- (Dept HFW) Tabor House, Norwich Road, MULBARTON, Norwich, Norfolk. NR14 8JT Tel. (01508) 578272

RESTORATION OF CLASSIC EQUIPMENT

Electronics engineer (Degree/MAES) with over 40 years experience and specialist knowledge of Quad, Radford, Leak, Rogers and Armstrong, etc. Extensive facilities enable original standards with detailed reports of work carried out. Apparatus is demonstrated prior to clients departure. Available 7 days a week. Valve testing a speciality.

Circuit Data of Classic Equipment on offer...

PLEASE ENQUIRE

**Electronics Engineer and Consultant
Tel: 0181 504 5467 Woodford, Essex**

SPEAKER KITS FROM IPL ACOUSTICS

Over a 8 year period I.P.L. ACOUSTICS have developed a range of high quality speaker kits, using the best units from SEAS, MOREL, AUDAX, and I.P.L. and have produced a comprehensive range of speakers which will compete with the most expensive of commercial designs.

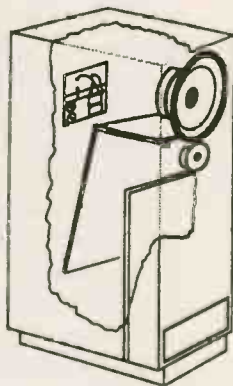
All speakers have biwired crossover kits containing high quality components and terminals.

**S5TL
TRANSMISSION LINE**



PLUS KIT£331.00
TOTAL KIT£446.00

**FIVE
TRANSMISSION
LINE KITS**



TRANSMISSION LINE
PLUS KITS£166.00 -
.....£331

**M3TL
TRANSMISSION LINE**



PLUS KITS£166.00
TOTAL KIT£225.00

**A2 H.D.A.
AEROGEL KIT**



PLUS KIT£185.00
TOTAL KIT£250.00

**S3TLM METAL
TRANSMISSION LINE**




PLUS KIT£220.50
TOTAL KIT£299.50

PRE-VENEERED CABINET KITS NOW AVAILABLE. Carriage charge extra on all kits.

If you would like further details please send large SAE with 36p stamp for PAGE SPEAKER BUILDING CATALOGUE, comprising VALUABLE ADVICE on DESIGNING, BUILDING, and TESTING speakers and full technical specifications including response curves of eight kits, drive units, and details of SPECIALIST CABLES and ACCESSORIES. KITS FOR A.V. USE NOW AVAILABLE.

I.P.L. Acoustics, 2 Laverton Road, Westbury, Wiltshire, BA13 3RS. Tel: 01373 823333

Valve Amplifiers



Morgan Jones

VALVE AMPLIFIERS

by Morgan Jones

A comprehensive introduction, reviewed by Andy Grove

Valve Amplifiers by Morgan Jones is a comprehensive introduction to valve audio electronics. The opening chapter covers the essential electrical and electronic principles, beginning with the electron and rapidly progressing to the concept of charge and thence to current, voltage and so on. There is also an introduction to equivalent circuits, Thevenin's theorem and Kirchoff's laws and even feedback and the operational amplifier. Surprisingly this chapter also introduces the transistor and uses it to demonstrate transconductance and amplification.

Simple valve stages and their mechanics are explained in Chapter Two, with load lines and theoretical

analyses; here we meet the triode, the pentode, the cathode follower and most of the other valve building blocks. Some of the more exotic stages, such as the mu-follower and White cathode follower, will be new to those used to the Mullard 5-20. The valve's characteristics as a real world device are clearly shown: for example the distortion caused by nonlinearity can be seen in the example load lines.

Chapter Three is all about passive components, real life components, the capacitors, resistors, inductors, and of course transformers, which make up most of an amp's guts. Component choice is important for sound quality and here is a rational explanation of some of the physical problems inherent in today's

bits. Capacitor losses and microphony together with the problems inherent in practical inductors are explained.

Power supplies are covered in Chapter Four, starting with rectification and progressing to choke input filters and on to solid state and valve regulators. There are good tips on the use of IC regulators and some example circuits for HT and LT supplies using them. The importance of good PSU design for sound quality is always emphasised.

Next, the power amplifier and the problems to be overcome are introduced. The different classes and modes of operation from the Class A single-ended stage through to the various push-pull topologies are discussed. The logical procedures for choosing the output valves and transformer, driver stage and so on are covered both separately and in the form of classic amp circuits such as the 5-20 and Quad II. Possible pitfalls like amplifier stability are looked at from a practical, rule of thumb viewpoint, and the author also makes some interesting observations on commonly used building blocks and suggests improvements.

Pre-amplifiers are covered in the following chapter, which takes the reader from the line stage and on into the depths of RIAA equalisation. Signal switching and volume controls are dealt with in some detail, with a listing for a program which works out the resistor values for stepped attenuators. Noise and hum are considered as is the effect of stray capacitances on the EQ network - again a BASIC listing is given to aid calculation.

The final chapter gives very useful advice on constructing amplifiers, the tools necessary, chassis layout and so on. There is also some safety advice on avoiding nasty accidents while experimenting.

This is the first edition of the book, so it would be prudent to double check the information contained against other references such as the Radio Designer's Handbook.

Overall this book is an excellent introduction to valve amp design. It gives an insight into how they work and educates the reader. The writing style is practical and easy to follow. ●

Available from **Newnes**, price £25
Tel: 01865 310366

LANGREX SUPPLIES LTD

DISTRIBUTORS OF ELECTRONIC VALVES, TUBES AND SEMI-CONDUCTORS AND I.C.S.

1 MAYO ROAD • CROYDON • SURREY CR0 2QP

PHONE
0181 684 1166

24 HOURS EXPRESS MAIL ORDER SERVICE ON STOCK ITEMS

FAX
0181 684 3056

A selection of our stocks of **New Original Mullard - Brimar** audio types made in UK.
Many other brands available.

STANDARD TYPES	
ECC88	MULLARD6.00
ECH81	MULLARD6.00
ECL82	MULLARD3.50
EL33	MULLARD10.00
EL84	MULLARD7.50
GZ32	MULLARD8.50
GZ33/37	MULLARD6.00
GZ34	MULLARD15.00
3A/167M	STC22.50
5Z4G	BRIMAR5.00
6SL7GT	BRIMAR4.50
6SN7GT	BRIMAR4.50
6V6GT	BRIMAR4.25
12E1	STC10.00
13E1	STC85.00

SPECIAL QUALITY TYPES	
A2900/CV6091	GEC17.50
E88CC/CV2492	MULLARD8.50
E88CC/01/CV2493	MULLARD10.00
E88CC	SIEMENS7.50
ECC81/CV4024	MULLARD6.00
ECC82/CV4003	MULLARD6.00
ECC83/CV4004	MULLARD8.50
ECC83/M8137	MULLARD10.00
EF86/CV4085	GEC12.00

AMERICAN TYPES			
12AX7A	GE ...7.00	12BY7A	GE ...7.00
5R4GY	RCA ..6.00	5Y3WGT	SYL ..3.50
6B4G	WEST 22.00	6FQ7	SYL ..7.50
6L6GC	GE ...12.50	6L6WGB	SYL ..10.00
6146B	GE ..15.00	6550A	JAN GE .25.00
7027A	GE ...22.00	7581A	SYL ..15.00

THESE ARE A SELECTION FROM OUR STOCK OF OVER 6000 TYPES. PLEASE CALL OR FAX FOR AN IMMEDIATE QUOTATION ON ANY TYPES NOT LISTED. WE ARE ONE OF THE LARGEST DISTRIBUTORS OF VALVES IN THE UK. SAME DAY DESPATCH VISA/ACCESS ACCEPTABLE. OBSOLETE TYPES A SPECIALITY.

CREDIT CARD MIN ORDER £10.00.

OPEN TO CALLERS MON.-FRI. 9AM - 4PM. CLOSED SATURDAY

U.K. P&P 1-3 VALVES £2.00, 4-6 VALVES £3.00 ADD 17.5% VAT TO TOTAL INC P+P. O'SEAS P & P PLEASE ENQUIRE

VISA

Access

GO AHEAD

Ask top engineers and music lovers worldwide what capacitor they choose for their ultimate designs.

H O V L A N D

MUSICAP®

The most naturally revealing capacitor. Film and foil polypropylene construction - optimized for fine speakers and vacuum tube electronics. Precision made in the U.S.A.

Values from .01 µF to 10 µF.

Listen and compare for yourself.

UPGRADE NOW

"If you want see thru high definition detail and listenability, try the Musicaps. Joe Roberts

SOUND PRACTICES, Issue 6

For more information and to purchase, contact these quality distributors:

- SJS Electroacoustics, England 44-1706-823025
- American Audio Import, Netherlands 31-78-6510567
- Audio Art, Norway 47-37-09-37-20
- The Parts Connection, Canada 800-769-0747
- Anchor Cross Co., Japan 81-3-3203-5606
- Tang Hill International Ltd., 886-2-5813605
- Welborne Labs, USA 303-470-6585
- Michael Percy Audio Products, USA 415-669-7181

OEMs and international distributors may contact HOVLAND COMPANY at 209-966-4377 Fax 209-966-4632

HOT-ROX U.K.



QUALITY VALVES

FOR ALL DEDICATED ENTHUSIASTS IN SEARCH OF PERFECTION

MAIN SUPPLIERS OF SOVTEK

OUR EXTENSIVE RANGE OF VALVES INCLUDE:

6L6WGC	6L6WXT	6550	★ FAST FRIENDLY SERVICE
EL34G	EL34G+	6CA7	★ 24HR DELIVERY
6V6	5Y3	KT88	★ NO MIN ORDER
12AX7	12AT7	6SN7	★ BEST PRICES
EL84M	GZ34	6SL7	★ P&P JUST £1.50
12AU7	5U4G		★ VALUE FOR MONEY

PLUS NEW SVETLANA SV6550C

ALL ENQUIRIES WELCOME
CHEQUES, VISA
POSTAL ORDER



HOT-ROX U.K.

10 AVONDALE ROAD
CARLTON, NOTTINGHAM, NG4 1AF

TEL/FAX: 0115 9873163 MOBILE: 0468-118375

HOT-ROX U.K. A SOUND INVESTMENT!

HOT-ROX U.K.



QUALITY VALVES

FOR ALL DEDICATED ENTHUSIASTS IN SEARCH OF PERFECTION

MAIN SUPPLIERS OF SOVTEK

OUR EXTENSIVE RANGE OF VALVES INCLUDE:

6L6WGC	6L6WXT	6550	★ FAST FRIENDLY SERVICE
EL34G	EL34G+	6CA7	★ 24HR DELIVERY
6V6	5Y3	KT88	★ NO MIN ORDER
12AX7	12AT7	6SN7	★ BEST PRICES
EL84M	GZ34	6SL7	★ P&P JUST £1.50
12AU7	5U4G		★ VALUE FOR MONEY

PLUS NEW SVETLANA SV6550C

ALL ENQUIRIES WELCOME
CHEQUES, VISA
POSTAL ORDER



HOT-ROX U.K.

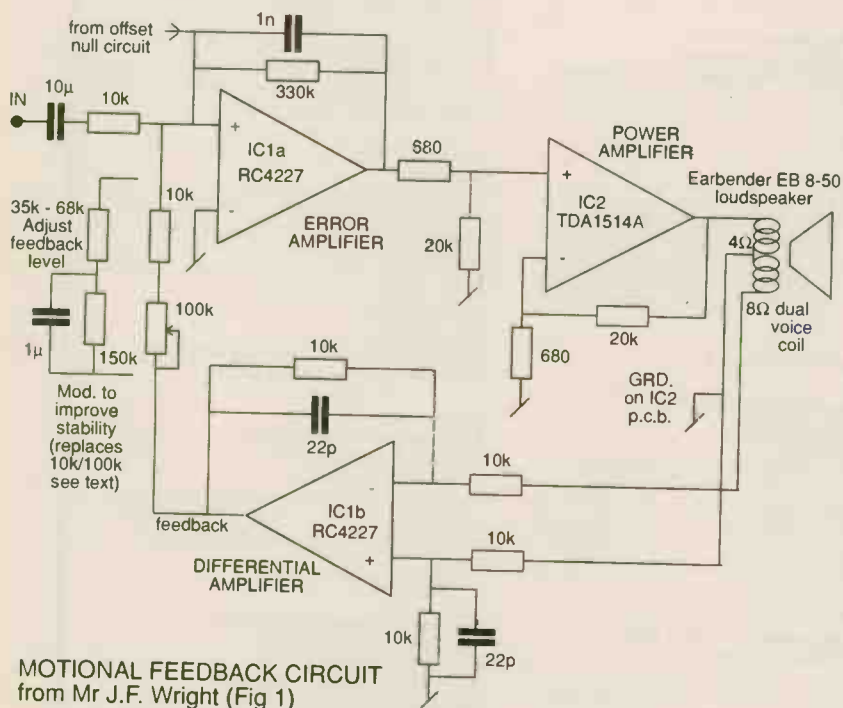
10 AVONDALE ROAD
CARLTON, NOTTINGHAM, NG4 1AF

TEL/FAX: 0115 9873163 MOBILE: 0468-118375

HOT-ROX U.K. A SOUND INVESTMENT!

Motional Feedback

Noel Keywood takes a look at a technique that promises to bring us the perfect loudspeaker. So why hasn't it done so?



A READER'S SYSTEM by J.F. Wright

In this letter I hope to provide useful information for anyone interested enough in Motional Feedback to repeat my experiments. Since stability seems to be a big problem, I will start my explanation here.

When negative feedback is used to control a system, it must be truly negative at all frequencies. If one reactive element is introduced into the feedback loop, it produces a 90degree (maximum) phase shift at some frequency. This adds to the 180degree phase inversion of negative feedback to produce a 270degree phase shift.

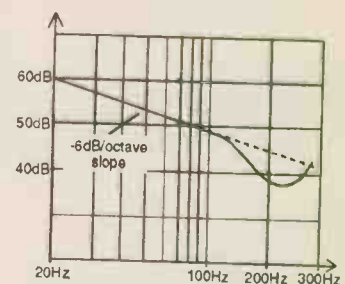
The loudspeaker in this system is a reactive element; the induced e.m.f. in the feedback coil is proportional to the rate of change of flux i.e. cone velocity. The system is therefore a differentiator, so introducing a coupling capacitor - another differentiator - into the feedback loop produces another 90 degree phase shift at some frequency. If the loop gain exceeds unity then we have a ringing or continuous oscillation at that frequency, a potential problem experimenters need to be aware of.

An approach to achieving a useable system is to reduce the amount of feedback used until stability is achieved. Using just enough feedback to control the Q of the driver to fit a particular alignment still gives a worthwhile reduction in distortion. However, I was going for total control.

In my system there was a region of high frequency instability, probably caused by mutual inductance between the two loudspeaker coils (like leakage inductance in an output transformer). This is why I band limited the gain of the error amplifier to 480Hz. I didn't explore this further.

The circuit diagram is given in Fig.1. The feedback signal is proportional to

The feedback signal is proportional to



FREQUENCY RESPONSE (Fig 2)
(velocity feedback)

I first heard Motional Feedback back in the early 1970s, at a Philips launch seminar held in Eindhoven, Holland, their home town. I was overwhelmed by the quality of bass it produced. Yet I never heard Motional Feedback working again.

Why did the idea die? A few years ago, I decided to lash up a system to see for myself. Lacking any information, a basic system operating on the principle of negative feedback was up and running in one Saturday morning and delivered great bass for a few minutes - then it went bang. This was a good enough omen: Motional Feedback conceals a whole slew of difficulties for the unwary and most of them, if not comprehensively tackled, tend to end up in one result - self destruction.

The problems were too great for me to tackle in the limited time I had available. However, reading about this in our June 1994 issue, Mr J.F. Wright - an electrical engineer - decided otherwise. He built a system, identified its core characteristics and problems and made it work. Hi-Fi World readers have tenacity.

Here, in reasonably understandable terms, are the wonders and difficulties behind Motional Feedback. My thanks to Tannoy and Andy Grove for their contributions. As Mr J.F. Wright has shown, with a bit of determination, Motional Feedback can be made to work. Good luck! N.K.

KIT & COMPONENT SUPPLIERS

LOUDSPEAKER KIT SUPPLIERS

European Precision Mouldings Ltd

Highwych, Sawbridgeworth,

Herts, CM21 0JS

Tel 01279 600428 Fax 01279 723846

Manufacturers of the Red Scorpion range of loudspeaker terminals and binding posts.

DBS Audio,

P.o. Box 91,

Bury St. Edmunds, Suffolk IP30 0NF

Tel 01284 828926 Fax 01284 828026

Sole authorised suppliers of genuine DBS loudspeaker kits designed by Dave Bemman. The acclaimed DBS 6 includes Morel tweeters, custom-built woofers, assembled bi-wireable crossovers with ICW polyprop caps and van den Hul wiring. Also available is a DBS4/III upgrade kit (more designs are planned). DBS AUDIA is also sole UK distributor for NETCALC, BOXCALC and BOXDRAW loudspeaker CAD programmes plus the CLIO electro/acoustics measurement system and Sofia compensated valve tester (includes QC and match). Send SAE for more information.

Falcon DIY Speakers

Falcon Acoustics Ltd, Tabor House, Norwich Road,

Mulbarton, Norfolk NR14 8JT. Tel. 01508 578272

UK distributors of FOCAL drive units, Kits, In Car and JMLab speaker systems plus SOLEN (SCR - Chateauroux) polypropylene capacitors and the largest audio inductor manufacturer in the UK. Stocking Audio Amateur Publications and Computer software. Comprehensive range of DIY Speaker kits, Parts, Accessories and Books.

Please send large SAE (36p) for free price list.

"Everything but the wood"

IPL Acoustics

2 Laverton Road, Westbury,

Wilts BA13 3RS. Tel. 0373 823333

IPL supply a range of eight speaker kits using drive units from SEAS, Morel, Audax, Visaton etc. including four transmission lines to suit all room sizes. We also supply a full range of drive units, capacitors, and cabinet accessories as well as silver plated P.T.F.E. insulated cables.

UPLIFTING SOUNDS - Tel: 0121 777 4196

Offers assistance in the design and construction of loudspeakers and audio furniture. From innovative to stylistic talk through your ideas with an enthusiast and choose your own level of involvement.

VALVE AND OUPUT TRANSFORMER SUPPLIERS

P.V. Tubes

104 Abbey Street, Accrington,

Lancs. BB5 1EE

Tel. 01254 236521/232611 24 hrs a/p. Fax. 01254395361

Electronic components, aerial equipment, satellite products, security equipment, remote controls, caravan TVs, TVs + videos.

Vintage Valves,

PO Box 147, Station A, Vancouver B.C.

Canada, U6C 2M3. Fax (604) 876 5876.

Dynaco, Sherwood, Scott, The Fisher, McIntosh, Eico, Harmon Kardon, Heath, Altec, Stromberg - Carbon. Many vintage parts and equipment available on request

Watford Valves

3 Rydall Close, Bricket Wood,

St. Albans, Herts AL2 3TS

Phone. 01923 893270 Fax. 01923 679207

Specialist in new old stock and current production valves. Sole UK distributor of the Hama Diamond range selected for their superior performance. Huge range held, stockists of Mullard, GE, Phillips, National, Bnmar, Sylvania, Telefunken, RCA, MOV and many more. All valves are new boxed and guaranteed. For free price list and specialist advice call or fax Derek Rocco, Watford Valves.

Wilson Valves

28 Banks Ave., Golcar,

Huddersfield, West Yorks HD7 4LZ.

Tel. 0484 654650/420774. Fax. 0484 655699.

Mail order. Call us to find out more about our extensive range of valves. Over 1,000 different types stocked. S.A.E. for list. (Please mark for Dept. HFW)

Langrex Supplies Ltd

1 Mayo Road, Croydon,

Surrey CR0 2QP

Tel. 081 684 1166 or fax. 081 684 3056

One of the largest distributors of electronic valves, tubes and semi-conductors in the UK by original UK and USA manufacturers. Obsolete types are a speciality. Telephone or

fax for an immediate quotation.

Billington Export Ltd.

IE Gillmans Trading Est., Billingshurst

West Sussex RH14 9EZ

Tel. 01403 784961 or Fax. 01403 783519

Billington Export Ltd. holds large stocks of audio valves including many obsolete brands such as Mullard, GEC, Bnmar etc. as well as Sovtek, Thermionic Gold Brand and the recently introduced Billington Gold range. Also Cathode Ray Tubes (eg. used in Marantz tuner 10B). 50 page catalogue available, tel or fax for a quotation. Minimum order £50.00 UK, £100 export.

PM Components

Springhead Enterprise Park Springhead Road,

Gravesend, Kent DA11 3HD. Tel. 0474 560521

P.M. Components Ltd are the specialist component company for High End Audio enthusiasts. We have a design and manufacturing base for audio valves and associated products and have a capability to produce custom tubes for major manufacturers. Our 70 page catalogue is available at £2.50 including U.K. postage. P.M. Components are major stockists for Golden Dragon, Mullard, GEC and Teonex valves and have a vast archive of vintage tubes gathered from every manufacturer in the world.

Chelmer Valve Company

130 New London Road, Chelmsford,

Essex CM2 0RG. Tel 0245 265865 Fax. 0245 490064.

Supplier of premium range of audio valves, other valves and components also available. (Please see our ad on outside back cover of this supplement)

RESTORATION

GT Audio 5 Upper Road,

Higher Denham, Bucks UB9 5EJ. Tel. 0895 833099

Professional repair/restoration of all hi-fi including classic and vintage equipment. Supplier of very high quality electronic components, in particular types which are difficult to source. Original valves available, i.e. Mullard, Bnmar, GEC, GE, RCA, Sylvania etc.

COMPONENT SUPPLIERS

Audiocom,

2 Swallowtree Gardens, Saundersfoot,

Pembrokeshire, SA69 9DE.

TEL: 01834 814036

Audiocom are suppliers of the highest quality specialist components including- BHC aerovox, Holco, Elna, Analogue Devices, Linear Technology, Burr Brown, Alps, SANJOY OS-CON 5G (for Audio) Electrolytic's, Nich con MUSE Premium Grade & Hige Grade Electrolytic's, plus much more all very competitive prices. For a FREE Spring/Summer 1996 catalogue, phone or write to the above address.

Cirkit Distribution Ltd.

Park Lane, Broxbourne, Herts, EN10 7NQ

Tel. 01992 448899 Fax. 01992 471314

Cirkit have been in the electronics business since 1983 and have built a reputation as a quality distributor, with a wide selection of audio components in stock - as well as a range of Soldering Equipment, Project and Technical Books, Cable, Kits (including the Velleman Stereo Tube Amplifier), Test Equipment and now PC Components. A 280 page catalogue is available from W H Smiths and other leading newsgagents for £1.95, or directly from Cirkit (please add 30p p&lp), or alternatively, visit the Cirkit sales counter at Broxbourne - easily accessed via the M25 and A10.

Hart Electronic Kits Ltd Penylan Mill,

Oswestry, Shropshire SY10 9AF

24 Hr sales/enquiries. Tel. 0691 652894

A range of Audiophile kits for 80 watt Power Amplifiers, Tuners, Pre-Amps and Moving Coil/Moving Magnet RIAA Pickup Preamps. All kits are fully engineered, with our thirty years design experience, for easy constructions from circuits by John Lindsey Hood, the most respected designer in the field. Send for lists.

V.R.R.

30 Melbourne Ave,

Worthing, BN12 4RT. Tel: 01903 501158

Vintage Radio Restoration

Classic C-core Transformers:

380-0-380v @ 240mA £25

6.3v @ 10A + 6.3v @ 3A £20

Chokes. 9H @ 240mA £15

or complete set £50

Output transformers stocked for single-ended and push-pull designs. High voltage capacitors. Kits and ready built valve amplifiers.

AP Electronics

20 Derwent Centre, Clarke Street,

Derby, DE1 2BUT

Check out the AP ELECTRONICS 1994 catalogue. It's free with every order of over £40.00 or can be purchased for a £4.95 cheque payable to 'AUDIOKITS'. Over 80 pages include pre and power amplifier kits, high grade audiophile resistors, capacitors and semiconductors, audio and mains cables, gold and rhodium plated connectors and COMPONENT NOTES on using high grade parts. A quarterly newsletter 'AP PERFORMANCE AUDIO' has been recently launched and your first issue is free.

Cambridge Scientific Supplies

12 Willow Walk

Cambridge CB1 1LA.

Tel: 01223 811 716 Fax: 01223 501 833

Specialist wire products for the knowledgeable audiophile including- Silver wire (>99.99% purity, stress free) unique quadruple PTFE insulated Silver wire, Silver loaded solder, PTFE sleeving and Nylon braid sleeving, premium Gold plated connectors and plugs. Custom assembly available. Call Peter Bullock for a catalogue and application note.

RushAudio

126 Station Rd., Tempsford,

Sandy SG19 2AY. Tel. 01767 640779 Fax. 01767 640617

RushAudio stock high quality British made polypropylene capacitors (630V dc) ideal for PSU applications. 30uF (100mm x 50mm dia.) £22; 40uF (100 x 63) £27; 50uF (100 x 63) £32; 100uF (125 x 76) £55. Cabbage. 1 capacitor £2; 2 - £4; 3 or more - £6. Unfortunately VAT is extra on total of goods plus carriage. Cheque with order appreciated for prompt delivery.

Audio Synthesis have in stock the following audiophile components:

A large selection of Vishay Bulk Foil Resistors, WBT audio connectors for pre and power amplifiers, Teflon insulated high purity SilverWire in various diameters, pure silver interconnects and speaker cables.

Kits are available for the original PASSION and ProPASSION passive controllers and attenuators.

For 1996 brochures and full details please contact.

Audio Synthesis

PO Box 100, Ilkley, West Yorkshire LS29 9XW

Tel: 01943 600404 Fax: 01943 600383

Audio-Links

7 Falmont Crescent, Scunthorpe,

North Lincolnshire DN16 1EL.

Tel./Fax: 01724 870432

Vast range of highest quality electronic components and accessories for the D.I.Y. enthusiast. VAT incl prices, mail order and a friendly service. Open Monday to Saturday 10am - 7pm

CATALOGUE AVAILABLE £2.00

Russ Andrews Audiophile Components

Edge Bank House, Skelmersgh,

Kendal, Westmorland. LA8 9AS

Tel. 01539 823247 Fax. 01539 823317

Freephone. 0800 373467 (UK only)

World leading supplier of the highest quality premium grade components. If you want the very best sounding resistors, capacitors, inductors, volume controls, wire etc send for our 1995/96 catalogue. We also have a range of equipment upgrade kits and guides covering most popular makes of amplifiers, CD players, speakers etc. To receive your copy of our 1995/96 catalogue and kits brochure just mail, phone or fax the address above.

VINTAGE DIY

Loricraft Audio

4 Big Lane, Goose Green,

Lambourn, Berks RG16 7SQ. Tel. 0488 72267

Specialist restoration of 301's and 401's using genuine spares and re-manufactured parts to original pristine standards in our newly built workshops designed primarily for these purposes.

CLASSIC TURNTABLES

Technical & General

P.O. Box 53, Crowborough,

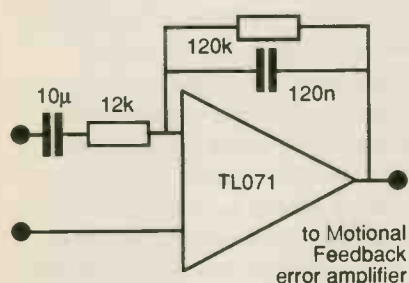
East Sussex TN6 2BY. Tel. 01892 65 45 34.

The original specialist source of spares, replacements and expertise for the classic turntables. Years of actual experience and comprehensive range of parts (originals and re-manufactures), manuals, ancillaries, No dubious 'improvements' - no harmful 'modifications'. Our specialities: Connoisseur, Garrard, Goldring, Lenco, S.M.E., Thorens, Watts; Ortofon; Shure; Cartridges and styli for 78s, Mono LPs, Stereo LPs.

the cone velocity. The only reactive element in the feedback loop is the loudspeaker itself, to ensure stability.

The TDA1514 circuit is a Maplin kit with two alterations: a) shorting out the input capacitor b) increasing the value of the bootstrap capacitor to 470µF. These mods. have no effect on stability, serving only to increase the drive voltage to the output stage. It was fed by a 16v-0-16v power transformer and bridge rectifier.

The op-amp RC4227 is also available from Maplin. The circuit was built on Veroboard and separately powered at +/-15v. Decoupling capacitors of 22µF were included close to the I.C.s.



EQUALISATION AMPLIFIER (Fig3)

The differential amplifier will not be needed if a loudspeaker with isolated coils is used (Ed note: see Audax twin isolated coil drivers at end of article). I used it to reject any voltage drop across the power amp's ground return. The gain of each stage was fixed at about 30, giving 60dB open loop gain, which I felt was a good compromise. Power amp distortion increases with higher gain, and op-amp bias current generates offset errors with higher resistances, which is temperature dependent (although the OP27 has a bias cancellation input circuit and is better than most in this respect). Using the offset adjustment pins on an op-amp degrades temperature stability.

I had problems with 3V of offset voltage, for the following reasons I believe. As the power amp. warms up, the output voltage, caused by offsets, changes. This is coupled via the loudspeaker to the feedback circuit, which increases the output voltage, causing it to heat up, further increasing the output voltage (i.e. the condition is regenerative). This produced a region of instability at a fraction of a Hz. The

voltage increases until it saturates.

This is a strange difficulty; there must be a phase inversion somewhere in the chip. The modification shown in Fig.1 reduces the feedback (and increases signal gain) at very low frequencies, the turnover frequency being about 1Hz, in order to minimise this problem.

The phase margin is reduced but this is limited (damped), and it is a very low frequency. This means all direct-coupled power amp I.C.s are not a good choice, because the feedback works down to very low frequencies, which introduces other problems. Unless offsets are independent of temperature, there's little point in providing adjustment to remove them. If you do provide an adjustment, disconnect the feedback temporarily or you'll be adjusting forever!

A properly (custom) designed amplifier should enable higher levels of both gain and feedback (i.e. loop gain), giving greater control. Gain errors caused by a network in the feedback loop can be cancelled exactly by including an identical network in the signal path.

The drive unit I used was the Earbender EB8-50 from B.K. Electronics.

The system's frequency response is shown in Fig. 2. The dip in the curve at about 250Hz confused me at first - I thought reflections were to blame, but it corresponds to the minimum impedance of the drive unit. The phase shift is zero at about 250Hz (i.e. it's a resistive load) and the feedback voltage is very low. Exactly why this is so I don't know; is velocity also a minimum? Is voice coil inductance/mutual inductance significant at this frequency? Perhaps others can come up with suggestions. Rather than equalise it out, I chose to ignore it. I used a 4th order Linkwitz-Riley crossover network (active of course) and the peak in the response is inaudible when so filtered.

Large drive units have a lower minimum impedance frequency - 120Hz for 12" drivers - so unless a cure can be found (like increasing loop gain) small drivers will be best. The bass resonant frequency has been eliminated.

Equalisation can be achieved with a simple integrator circuit, such as shown in Fig.3, the complementary function to a differentiator.

To test the power handling capacity

of the system, using the closed box loading, I increased the power until the output sounded distorted. This turned out to be 20W into 4ohms, so there is no point in providing more than, say, 25W for each drive unit.

This brings us to what to look for in a drive unit. Very low Q and low Fs don't seem that important. A smooth midrange from Hi Tech diaphragm materials aren't important, if the driver is to reproduce bass frequencies only. Large excursion and high minimum impedance frequency are.

I strongly recommend a high pass filter to eliminate unwanted low frequency noise. I used one to cut off below 20Hz, since without it even turning up a volume control produced large excursions.

With regard to sound quality, I think the results are remarkable. It is well extended and clean sounding i.e. no boominess. As it stands the system is small, simple, cheap and effective; with refinement, the design should be capable of excellent results. The loudness is of course limited.

I hope you have found this letter informative and that it will inspire others.

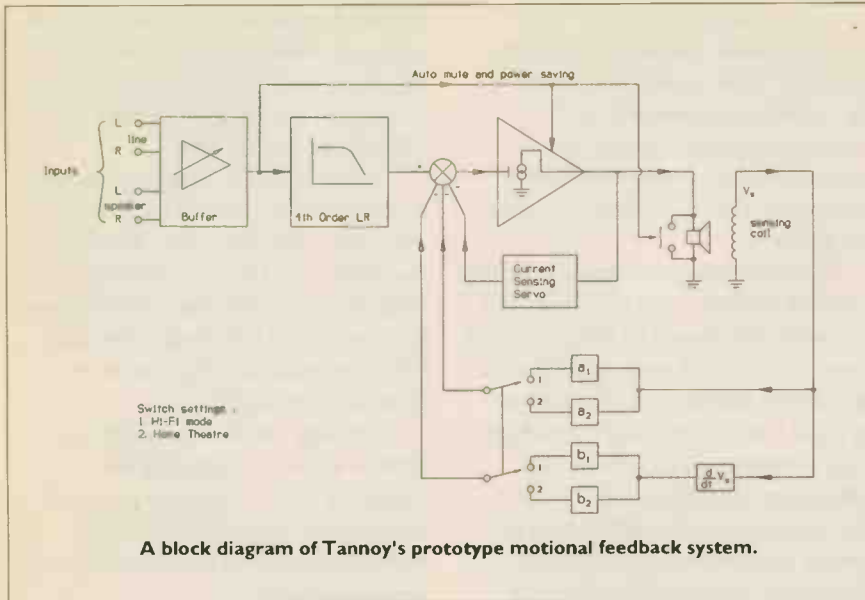
J.F. Wright
Chorlton,
Manchester.

REFERENCES

1. Horowitz P and Hill W - The Art of Electronics 1st Ed, Cambridge University Press 1980 pp 136-139
2. Clayton G.B. - Operational Amplifiers 2nd Ed, Butterworth 1979 pp 26-62

Tannoy reply

Mr Wright's observations on motional feedback very much concur with our own. The Tannoy method is similar in that two voice coils are used, but we were able to use very fine wire for the sense coil, to avoid reducing the efficiency of the driver. We also used a power amplifier with a very high output impedance (current drive), to eliminate voice coil heating effects, known as compression, from the system. The Q is then set by the amount of velocity feedback applied. Differentiating the feedback signal gives us acceleration feedback, so by means of a second feedback loop, it is possible to place the



LF roll-off of the system anywhere you want.

In terms of stability, I agree that having the same BL profiles for the two coils provides a safe solution under overload conditions, but not the ultimate linearity. That's the solution we adopted on the 625 ALF. In terms of the amplifier, you need quite a wide bandwidth, say 5kHz or more for a subwoofer. The system is then made stable by a filter in the feedback loop. 2nd order at 250Hz worked fine in our case. We also found it was wise to use a d.c. servo on the power amplifier to avoid drift.

To get the best from such a system, it is our belief that the loudspeaker should operate under current drive, to give further improvements in linearity. The information here is from a lecture on the subject I recently presented at Essex University, as part of a short course in Audio Systems Engineering. It represents a distillation of much of the work I have done in the field.

Dr Paul Mills
Chief Engineer,
Tannoy Ltd.

THEORY & PRACTICE
by Noel Keywood and Andy Grove.

With Motional Feedback we are attempting to force the loudspeaker cone to follow the input signal to the system. This can, potentially, eliminate a wide range of loudspeaker evils, making it a very attractive prospect. The

considerable distortions of cone/box loudspeakers can be suppressed, box resonance effects can be suppressed, box size and Thiele-Small parameters can be lessened in impact and importance and time-domain effects, like overhang, can be eliminated.

In effect we are forcing the speaker cone to follow the signal applied, giving perfect bass reproduction (M.F. can be full range, but this adds extra complication). But when you force a system to act beyond its "natural" parameters, it becomes highly stressed. This is another reason why M.F. tends to self-destruct. It demands use of a strong drive unit, driven by power amplifiers incapable of destroying it, all guarded by protection circuits. The low frequency limit is best kept sane (20Hz-30Hz) to curb excessive cone excursion.

The easiest way of deriving a feedback signal is to wind a sensing coil on the drive coil former, which will produce an output from movement in the magnetic field.

This is what I did, but by putting the coil at the end of the former it moved out of the field while the drive coil remained in, reducing feedback as signal increased, making for an innately unstable system (i.e. one that goes bang). The feedback coil must be close to the

drive coil so that drive and feedback weaken simultaneously. Audax make two drive units with twin drive coils that are closely spaced. They are electrically isolated from each other too.

Output from a feedback coil can swing from +90degrees to -90degrees around resonance, so whilst the system remains stable, the amount of feedback that can be applied is limited by this behaviour. For this reason it is common to employ an all-direct coupled power amplifier, plus d.c. servo feedback to set its low frequency limit and maintain d.c. stability.

Sound pressure level is related to cone acceleration, so a flat response loudspeaker is a "constant acceleration" device. However, feedback taken directly from a sensing coil is velocity related, producing a constant velocity characteristic where bass rolls off at -6dB/octave. To restore conditions, feedback related to acceleration must be applied (alone or simultaneously), which in practical terms means feedback must be reduced at -6dB/octave with decreasing frequency. However, this too will introduce a 90degree phase shift, again limiting feedback and influencing stability. To maintain the stability margin, velocity feedback and pre-equalisation can be used, a scheme Mr Wright adopts.

Finally, Dr Paul Mills, Chief Engineer at Tannoy, suggests that a current drive (transconductance) amplifier possessing high output impedance is preferable to a conventional voltage drive amplifier with low output impedance, when Motional Feedback can be used to suppress low frequency resonance. Either will work, however, so this discussion is a little outside the brief of our look at the unique problems raised by applying Motional Feedback.

AUDAX DUAL VOICE COIL DRIVE UNITS			
Driver PR300T4	Size 12in	Cone Paper	Power 100W
HMI70Z2	6.5in	HDA	60W
HMI30Z4	5in	HDA	50W
HT170G8	6.5in	Paper	50W



D.I.Y. Letters

LOUDSPEAKER GAMBLE

Thank you, Noel and Dominic for the valuable advice you offered at the Scottish Hi-Fi Show last year. I have been very unsatisfied with budget offerings on the market and, as a result, I have built a pair of speakers based on KLS-1.

The open baffled midrange/closed box bass 3-way speaker is a very appealing design approach. To suit, I chose the Scanspeak D2010B tweeter, kept the MW114-S with labyrinth and RCF L10P10-1 bass unit for a smaller enclosure.

Unfortunately, the gamble I was banking on, that is stumbling on a suitable crossover through months of relentless tweaking, hasn't quite paid off.

The bass unit does not seem half as sensitive as the specifications led me to believe, I've had to attenuate the midrange to match the bass (Tannoy 607mk II as reference). There also is an uncomfortable difference in bass weight from track to

track, due to an almost non-existent upper bass. Playing around with positioning does not do much but changing to the sealed midrange enclosure helps. This may be partly due to the porous dustcap of the bass unit which is recommended for use only in sealed enclosures, by the supplier. Crossovers are also not as smooth as they could be. Could you recommend changes to solve these problems?

**James Kebuchi
Loughborough,
Leicestershire.**

Even though you have supplied a lot of details about your design, we can still only offer guidance rather than definitive advice. As a starting point I'd use the crossover we designed for the MW114-S, so at least one part of your loudspeaker is producing a known result. This should give you a flat response from 200Hz-6kHz or so. Try listening just to this driver on its own; it should give an

even and balanced sound.

Next, work on the tweeter. A basic check suggests that you have set the crossover point far too low, around 2.5kHz I suspect. The Scanspeak tweeter measures 6Ω at 6kHz, around the -3dB point you want to aim for. Using this in a basic 2nd order equation give values of 3μF for the series capacitor and 0.2mH for the parallel inductor. You also need to increase the 10Ω resistor to 20Ω if you are going to use the 5.5Ω series resistor, the value is too low making the tweeter appear to be a 5Ω load. This should at least get you back on the right track.

For the bass end it looks as though you've set the crossover point too high. Try increasing the inductor to 9mH and reduce the capacitor to 70μF; this should set the crossover closer to the desired 200Hz. Your box alignment of 30litres or so looks about right, giving a predicted lift of around 2dB at 100Hz and rolling off at -3dB at 50Hz. This should give quite strong bass, so I suspect that you are being fooled by the effects of the crossover.

The information I have given you can only be used as a rough guideline. You really do need to get hold of

some measuring equipment, like Liberty's IMP for example. DB

NOISY 300B?

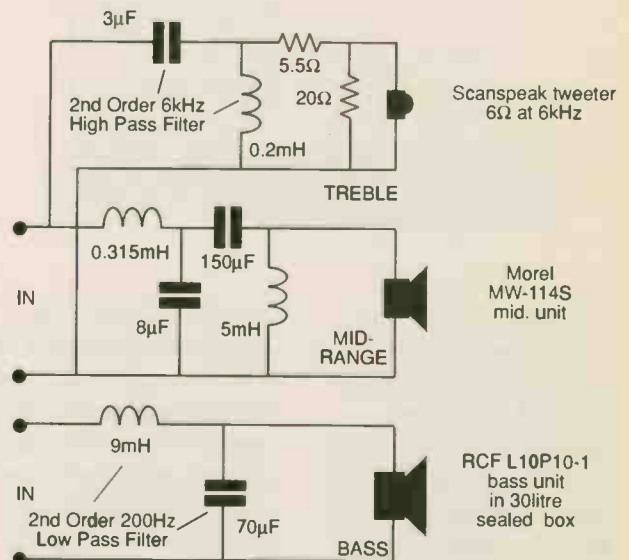
I am interested in your 300B amplifier design, but I have a few questions about the performance data. You say the hum level is -72dB and I find this rather high. Are the heaters of the 300Bs fed with AC? If so why can't they have stabilised 5 volt heaters as this can easily be done with modern ICs.

You mention a rather limited treble response of 18kHz. I see no obvious reason why this cannot be changed to at least 25kHz as you state yourself that very expensive output transformers are used in this design.

Do you know about the Dutch Vanderveen toroid output transformers? I have heard they are amazing everyone with their incredible band response from 1Hz to over 100kHz at very low distortion and no phase shift. The prices are very reasonable. It seems the whole concept is very special, maybe you could make an article over these.

**De Schamphelaere JM.
Ghent,
Belgium.**

Stabilising A.C. heater volts will not affect hum. If you are suggesting we use D.C., it can be done, but then



SUGGESTED COMPONENT VALUES FOR MODIFIED KLS-1

heater life is shortened, due to migration from the positive end of the filament. It's not an issue with low cost valves, but it can be for anyone who wants to use, say, original 300Bs, which may cost £200-£300 each.

Alternatives are to use D.C. and switch polarity regularly, or use high frequency A.C. (i.e. above 20kHz), but both are complex. Since 300B heaters consume 1.2A, 5A total is required for four valves, which limits options. We use hum bucking and this results in adequately low hum; it isn't an issue.

No audio output transformer usefully works from 1Hz to 100kHz. It may pass a signal at these extremes, but it will not pass power (>5W) or have a flat response. That such a claim is made strikes me as

corrective feedback. NK

The World Audio Design 300B circuit gives a good measured performance without using any feedback, and using a minimum of components. It is an elegant and effective circuit. Making something ever more complex adds to expense and can subtract from sound quality.

The toroidal vs laminated transformer chestnut (donut!) again? Because the toroidal transformer is like a long winding with it's ends joined it should be possible to achieve a very low leakage inductance. As toroids are available in better materials such as M5 and M4, better low frequency performance should also be possible.

But, because of the shape

nowhere to put the wire!

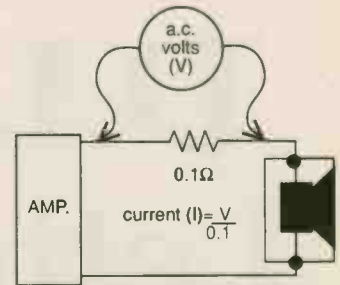
So there is the problem. You only get a teensy bit of iron in your toroidal transformer unless you make it super big, then the physical size affects HF performance. This is a Catch 22, just like that suffered by a laminated transformer.

Also, with a toroid the weeny core cross section won't stand for any DC offset current caused by valve imbalances.

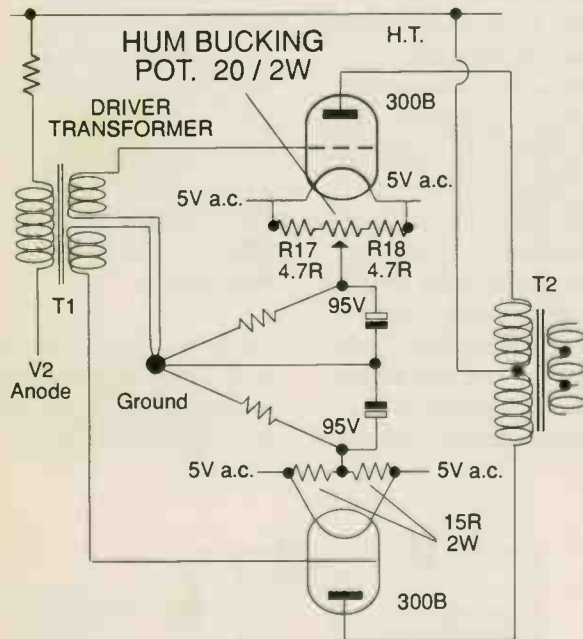
Probably the best solution is a C core transformer with its dimensions specified to suit a particular application. Also, an air gap would control permeability and then we might end up with something better. It would also be expensive. AG

between them. This will be similar to the way we print loudspeaker impedance in the measured performance section of the magazine, so you will be able to make comparisons.

Set your audio generator to the first frequency and adjust the output so the power amplifier is supplying about 3Vrms to the loudspeaker. Measure this across the terminals of the connected loudspeaker. Once the level has been set



a.c. current can be calculated by measuring a.c. volts across a low value resistor



Hum Bucking with directly heated valves. The signal is fed to the heater of one valve through a fixed potential divider, and through a pot. to the other. The pot. is adjusted for minimum hum.

frivolous.

The bandwidth of our 300B is determined by the driver/phase splitter transformer, not the output transformer. It is one of the unique features of the amplifier and a very difficult item to design without resorting to

of the toroid (like a ring donut) it cannot possess both a short magnetic path length (travelling around at the centre of the donut's cross section) and a large cross sectional area. You just can't bend a really thick chunk of iron into a tight circle - there would be

MEASURING IMPEDANCE

I have made a loudspeaker and wish to do an impedance curve for it. I have an audio frequency generator and a multimeter. Could you please tell me what I need and give me the circuit to carry this out. Stephen Dudley London.

It may be possible to measure impedance with the equipment you have, but it will depend on the specifications of your meter. You will need to be able to measure AC current and RMS voltage level accurately.

First you will need to connect your audio generator to a power amplifier, preferably something with quite high feedback and good current delivery so that it is not affected by the load. I'd make measurements at the following points: 10Hz, 20Hz, 50Hz, 100Hz, 200Hz, 500Hz, 1kHz, 2kHz, 5kHz, 10kHz, 20kHz and plot the results on log graph paper drawing a smooth line

at 3V, you can connect your multimeter in series between the +ve loudspeaker cable and the +ve terminal on the loudspeaker. With the meter set to read AC current, expect to see around 200-500mA. Divide voltage by current to find the impedance at that particular frequency and mark the point on your graph. Repeat this procedure for every point above.

If your meter is accurate, you should get a very reasonable result. The other option would be to invest in a system like Liberty's IMP. This is a software/hardware system for the PC that will enable you to measure frequency response, impedance, sensitivity and a whole lot more. It is very accurate and much faster than plotting the results by hand. Contact Marton Music on Tel: 01282 773198 for further information. DB

The AP ELECTRONICS Route to Musical Happiness

EXPERIMENT

With different interconnecting and loudspeaker cables
With SonicLink custom designed mains cables
By changing resistors and capacitors
With large power supplies
By applying simple modifications to improve your circuits
By bypassing high value capacitors with higher quality lower values
Purchased from the AP ELECTRONICS CATALOGUE

LEARN

From your experiments
The features which give the best sound quality.
From knowledge gained through reading AP PERFORMANCE AUDIO

MODIFY

Use the knowledge gained from experimentation
And from tips published in AP PERFORMANCE AUDIO
To rebuild your own amplifiers
To improve the sound quality of your system
To get greater enjoyment from your favourite music.

BUILD

Build your own hifi equipment
From the excellent range of AP ELECTRONIC kits

DESIGN

Design the equipment of your dreams
Make your dream come true
With kits & parts purchased from the AP ELECTRONICS catalogue

A P E L E C T R O N I C S

15 Derwent Business Centre,

Clarke St,

Derby DE1 2BU

Tel: +44-1332-674929 Fax: +44-1332-298836



----- cut out -----

To: AP ELECTRONICS, 15 Derwent Business Centre, Clarke St, Derby DE1 2BU, UK.

Please send me

AP ELECTRONICS CATALOGUE (UK/EC £4.95, Export £6.95) _____

AP PERFORMANCE AUDIO 1996 (Min 3 issues) (UK/EC £5, Export £10) _____

I enclose cheque/P.O. _____ Payable to "AUDIOKITS" or please debit

My Credit Card _____ Exp ___/___

FULL NAME _____ SIGNATURE _____

ADDRESS _____

POST CODE & COUNTRY _____

"If you haven't heard a properly cleaned CD, you are in for a revelation"

**Peter Turner-Reviewer
(Full review available)**



- Reduces distortion and harshness
- Improves detail and information
- Improves 3-dimensionality
- Improves bass depth and solidity



£19.95
free p&p

Cleans CDs to Perfection

**Russ
Andrews**

Russ Andrews Turntable Accessories Limited
Edge Bank House, Skelsmergh, Kendal, Westmorland. LA8 9AS England

Tel: 01539 823247 Fax: 01539 823317
Freephone/Fax: 0800 373 467(UK only)