

Easy to build projects for everyone

# Everyday ELECTRONICS

DEC. 80  
60p

## *Xmas Novelties*

*...thirteen l.e.d.s,  
four carbon resistors,  
three polarised caps,  
two digital i.c.s,  
and a pp-3  
in a pear tree.*

*Table Decoration  
Tree Lights Flasher  
and  
Two Simple Games*

*plus*

*Reverb Unit  
Door Chimes*





# MAGENTA ELECTRONICS LTD.

## E.E. PROJECT KITS

Make us YOUR No. 1 SUPPLIER OF KITS and COMPONENTS for E.E. Projects. We supply carefully selected sets of parts to enable you to construct E.E. projects. Project kits include ALL THE ELECTRONICS AND HARDWARE NEEDED—we have even included appropriate screws, nuts and I.C. sockets. Each project kit comes complete with its own FREE COMPONENT IDENTIFICATION SHEET. We supply—you construct. PRICES INCLUDE CASES UNLESS OTHERWISE STATED. BATTERIES NOT INCLUDED. IF YOU DO NOT HAVE THE ISSUE OF E.E. WHICH CONTAINS THE PROJECT—YOU WILL NEED TO ORDER THE INSTRUCTIONS/REPRINT AS AN EXTRA—45p. each.

**LATEST KITS: S.A.E.  
OR 'PHONE FOR PRICES**



**AUDIO EFFECTS UNIT FOR WEIRD SOUNDS.** Oct. 80. £10.75  
**PHONE CHALL CHARGE JOGGER.** Oct. 80. £6.19

**DUSK-DAWN RELAY.** Oct. 80. £8.24 less mains wire—needs 9 volt power supply.

**BICYCLE ALARM.** Oct. 80. £8.80 less mounting brackets.

**IRON HEAT CONTROL.** Oct. 80. £4.99.  
**DARKROOM CONTROLLER.** Oct. 80. £21.65 case differs.

**BEDSIDE RADIO.** Sept. 80. £15.98.  
**DUO-DECI TIMER.** Sept. 80. £13.59.  
**TTL LOGIC PROBE.** Sept. 80. £4.41.  
**TTL POWER SUPPLY UNIT.** Sept. 80. £13.72

**ELECTRONIC TOUCH SWITCH.** Jan. 78. £2.33 less case.  
**SHAVEN INVERTER.** Apr. 79. £18.98.  
**AUTOPHASE.** June 80. £21.41. Rectangular Case.  
**COURTESY LIGHT DELAY.** June 80. £8.09.

**A.F. SIGNAL GENERATOR.** June 80. £22.54.  
**AUTOWAA.** June 80. £21.33. Rectangular Case.

**G.P. AMPLIFIER.** June 80. £6.80.  
**SIGNAL TRACER.** June 80. £5.50.  
**ZENER DIODE TESTER.** June 80. £5.67.

**CRICKET GAME.** Aug. 80. £17.42.  
**BRAVESAFE MONITOR.** Aug. 80. £7.81

**WEATHER CENTRE.** Aug. 80. £73.78 exc. hardware + wire for sensors.  
**AUDIO MILLIVOLTMETER.** Aug. 80. £17.86.

**4 STATION RADIO.** May 80. £13.94 less case.  
**AUTOPHASE.** May 80. £9.96.

**LIGHTS WARNING SYSTEM.** May 80. £3.99.  
**BATTERY VOLTAGE MONITOR.** May 80. £4.21.

**AUDIO TONE GENERATOR.** May 80. £3.53.  
**GAS SENTINEL.** April 80. £28.32.

**SPRING LINE REVERB. UNIT.** Jan. 80. £21.05.  
**MICROCHIME DOORBELL.** Feb. 79. £13.48.

**AUTO LEVEL CONTROL.** April 80. £7.89.  
**CABLE & PIPE LOCATOR.** Mar. 80. £3.40 less coil former.

**KITCHEN TIMER.** Mar. 80. £12.46.  
**STEREO HEADPHONE AMPLIFIER.** Mar. 80. £14.84.  
**5 RANGE CURRENT LIMITER.** Mar. 80. £4.24.

**MICRO MUSIC BOX.** Feb. 80. £13.82. Grey Case £3.63 extra.  
**SIMPLE SHORT WAVE RECEIVER.** Feb. 80. £20.47, headphones £3.28.

**SLIDE/TAPE SYNCHRONISER.** Feb. 80. £10.46.  
**MORSE PRACTICE OSCILLATOR.** Feb. 80. £3.93.

**UNIBOARD BURGLAR ALARM.** Dec. 79. £5.13.  
**BABY ALARM.** Nov. 79. £8.20

**OPTO ALARM.** Nov. 79. £5.77 inc. optional ports.  
**MW/LW/RADIO TUNER.** Nov. 79. £15.50 less dial.

**ONE ARMED BANDIT.** Oct. 79. £18.39, case extra £3.98.  
**HIGH IMPEDANCE VOLTMETER.** Oct. 79. £15.87.

**CHASER LIGHTS.** Sept. 79. £18.95.  
**VARICAP M.W. RADIO.** Sept. 79. £8.98.

**SIMPLE TRANSISTOR TESTER.** Sept. 79. £6.26.  
**ELECTRONIC TUNING FORK.** Aug. 79. £9.15. Suitably microphone & plug £1.59 extra.

**WARBLING TIMER.** Aug. 79. £6.25  
**6V POWER SUPPLY.** Aug. 79. £9.94 inc. pcb.

**SWANEE WHISTLER.** Aug. 79. £3.19  
**DARKROOM TIMER.** July 79. £2.47.  
**TREMOLO UNIT.** June 79. £11.26.

**ELECTRONIC CANARY.** June 79. £4.99.  
**LOW COST METAL LOCATOR.** June 79. £5.44.

Handle & coil former parts extra £5.55.  
**METER AMPLIFIER.** June 79. £4.32.  
**QUAD SIMULATOR.** June 79. £6.25.

**INTRUDER ALARM.** May 1979. £16.71. Less Ext. Buzzer & Lamp and Loop Components.  
**THERMOSTAT. 'PHOTO' SOLUTIONS.** May 79. £16.02. Less socket, tube and grease.

**TRANSISTOR TESTER.** April 79. £4.05.  
**TOUCH BLEEPER.** April 79. £3.52.

**ONE TRANSISTOR RADIO.** Mar. 79. with Amplifier & Headset. Less case. £8.93.  
**AUDIO MODULATOR.** Feb. 79. £1.96 less case and pins.

**THRISTOR TESTER.** Feb. 79. £3.22.  
**ADJUSTABLE PSU.** Feb. 79. £24.60. Case (horizontal layout) £5.21 extra.

**FUZZ BOX.** Dec. 78. £6.20.  
**VEHICLE IMMOBILISER.** Inc. PCB. Dec. 78. £5.74.

**"HOT LINE" GAME.** Nov. 78. £4.65 less case & rod.  
**AUDIO EFFECTS OSCILLATOR.** Nov. 78. £3.99 inc. board.

**FUSE CHECKER.** Oct. 78. £1.97.  
**C.MOS RADIO.** Oct. 78. £9.39.  
**TREASURE HUNTER.** Oct. 78. £17.86 less handle & coil former.

**GUITAR TONE BOOSTER.** Sept. 78. £4.99 inc. p.c.b.  
**SOUND TO LIGHT.** Sept. 78. £6.98.  
**FILTER.** £1.66

**SLAVE FLASH.** Aug. 78. £3.20 less SK1.  
**LOGIC PROBE.** July 78. £2.53.  
**IN SITU TRANSISTOR TESTER.** June 78. £5.76.

**FLASHMETER.** May 78. £12.84 less calc and diffuser.  
**POCKET TIMER.** April 78. £2.98.  
**WEIRD SOUND EFFECTS GENERATOR.** Mar. 78. £4.80.

**CHASER LIGHT DISPLAY.** Feb. 78. £23.59 inc. p.c.b. case extra £3.21.  
**AUDIO VISUAL METRONOME.** Jan. 78. £5.12.

**RAPID DIODE CHECK.** Jan. 78. £2.34.  
**AUTOMATIC PHASE BOX.** Dec. 77. £9.95 inc. p.c.b.  
**VHF RADIO.** Nov. 77. £14.36.

**ULTRASONIC REMOTE CONTROL.** Nov./Dec. 77. £16.09.  
**ELECTRONIC DICE.** March 77. £4.83.  
**SOIL MOISTURE INDICATOR.** June 77. £4.07 inc. probe.

**PHONE/DOORBELL REPEATER.** July 77. £6.38.  
**CAR BATTERY STATE INDICATOR.** Sept. 78. £1.79 less case inc. PCB.  
**R.F. SIGNAL GENERATOR.** Sept. 78. £18.17 less case.

**ADD-ON CAPACITANCE UNIT.** Sept. 77. £5.99.  
**HEADPHONE ENHANCER.** Jan. 79. £2.80.  
**PASSIVE MIXER.** Oct. 78. £3.72.  
**MIC AMP.** Dec. 78. £2.80.  
**AUDIBLE FLASHER.** Dec. 78. £1.21.

# MAGENTA ELECTRONICS LTD.

EZ23, 98 CALAIS ROAD, BURTON-ON-TRENT, STAFFS., DE13 0UL. 0283-65435. 9-12, 2-5 MON.-FRI. MAIL ORDER ONLY

ADD 35p. P.&P. TO ALL ORDERS. ALL PRICES INCLUDE 15% V.A.T. OFFICIAL ORDERS FROM SCHOOLS ETC. WELCOME. ENQUIRIES MUST INCLUDE S.A.E. OVERSEAS: SEND ORDER WITH INTERNATIONAL POSTAL COUPONS WE WILL QUOTE EXACT PRICE BY AIR MAIL.

EIRE & BFPO ORDERS U.K. PRICES - LESS 10% (COVERS V.A.T. REFUND & EXPORT DOCUMENTS) PAYMENT: STERLING U.K. BANK DRAFT U.K. POSTAL ORDERS OR U.K. CHEQUE ENQUIRIES: ENCLOSE 2 INTERNATIONAL POSTAL COUPONS.

# ELECTRONICS CATALOGUE

## 80/81 ELECTRONICS CATALOGUE

**KITS  
I.C.s  
TRANSISTORS  
CAPACITORS**

Hundreds of illustrations, product data, circuits, and details of all our kits and educational courses. Up to date price list included. All products are stock lines for fast delivery by First Class Post. Send 6 x 10p stamps today for your copy.

**TOOLS  
RESISTORS  
HARDWARE  
CASES**

★ TWINKLING STAR. E.E. Dec. 79. Christmas decoration. Very effective. £5.48. Mains PSU £4.10. Reprint 45p. ★

## ADVENTURES WITH ELECTRONICS by Tom Duncan

An easy to follow book suitable for all ages, ideal for beginners. No Soldering. Uses an 'S Dec' breadboard. Gives clear instructions with lots of pictures. 16 projects—including 3 radios, siren, metronome, organ, Intercom, timer, etc. Helps you learn about electronic components and how circuits work. Component pack includes an S-Dec and the components for the projects.

Adventures With Electronics. £1.75.  
Component Pack £16.72 less battery.

## ADVENTURES WITH MICROELECTRONICS

Same style as above book; 11 projects based on integrated circuits—includes: dice, two-tone doorbell, electronic organ, MW/LW radio, reaction timer, etc. Component pack includes a Bimboard, 1 plug-in breadboard and the components for the projects.

Adventures with Microelectronics £2.35.  
Component pack £29.95 less battery.

## MICROPROCESSORS FOR BEGINNERS

We have 2 practical microprocessor courses. Both are ideal for learning about this exciting technology. Educational and interesting with practical work. Details in our catalogue or s.a.e. for sheet.

## NOV. 80 E.E. KITS

**SOUND TO LIGHT.** Nov. 80. 3 channel. £21.26 inc. etched & drilled pcb. Less light display.  
**PRECISION TIMER.** Nov. 80. £24.48.

**GUITAR PRACTICE AMPLIFIER.** Nov. 80. £10.98 less case. Standard case £3.58. High quality case £8.33.  
**SOIL MOISTURE MONITOR.** Nov. 80. £4.94 inc. probes.  
**TRANSISTOR TESTER.** Nov. 80. £9.89 inc. test leads.

## DOING IT DIGITALLY

A popular educational series for digital TTL circuits (7400 series). Appeared in E.E. in 12 parts—Oct. 78-Sept. 79. A "TTL Test Bed" is constructed and then used to perform the experiments in the series. Experiments include circuits for digital games, a light detector, a sound operated alarm, a moisture sensor, timers + a stopwatch, binary/digital decoders, a dice, etc.  
**TTL TEST BED KIT.** £29.98.  
**ADD ON COMPONENTS FOR EXPERIMENTS.** £22.73.

Reprints available. 45p each part.

## 3 BAND S.W. RADIO

Simple T.R.F. Design. Covering most Amateur Bands and Short Wave Broadcast Bands. Five controls—Bandset, Bandspread, Reaction, Wavechange and Attenuator. Coil selection is by Wavechange Switch. Use with Headphones or a Crystal earpiece. Kit contains all the components required, including the P.C. Board & Case. Instructions are included with this kit.  
**KIT:** £18.97. Headphones extra £3.28.

## TEACH-IN-80

E.E. 12 part series. Oct '79-Sept '80. Covers the basics of electronics—lots of practical work. Circuits are built on a plug-in Eurobreadboard, which is built into a wooden console which houses the power supplies, speaker, meter, pots and LED indicators. The series uses a range of electronic components in the experimental work including a photocell, I.C.s, transistors etc.

Wooden Console (Tutor Deck) kit £5.98 extra. Includes all the wood, glue, feet and strap handle.

Electronic components, including Eurobreadboard, for the console and the experiments £25.40 (called list A + B + C by E.E.). Reprints available—Parts 1-12, 45p each.  
List 'C' only £2.45.

## TOWERS INTERNATIONAL TRANSISTOR SELECTOR £10.50

**ANTEX X25 SOLDERING IRON.** 25W. £4.95.  
**SOLDERING IRON STAND.** £2.03.  
**SPARE BITS.** Small, standard, large. 65p each.  
**SOLDER.** Handy size. 98p.  
**EUROBREADBOARD.** £6.20.  
**LOW COST LONG NOSE PLIERS.** £1.65.  
**LOW COST CUTTERS.** £1.69.  
**SIREN.** 12V. £5.18.

**P.C.B. ASSEMBLY JIG.** £11.98.  
**P.C.B. ETCHING KIT.** £4.98.  
**MONO HEADPHONES.** 2K Padded. Superior sensitive. £2.98.  
**STEREO HEADPHONES.** 8 ohm. Padded. £4.29.  
**DESOLDERING BRAID.** 69p.

**HOW TO SOLDER BOOKLET.** 12p.  
**HEAT SINK TWEEZERS.** 15p.  
**SOLDER BOBBIN.** 30p.  
**DESOLDER PUMP.** £5.98.  
**CONNECTING WIRE PACK.** 5 x 5 yd coils. 65p.

**VERO SPOT FACE CUTTER.** £1.23.  
**VERO PIN INSERTION TOOL.** 0.1", £1.96, 0.15" £1.67.  
**RESISTOR COLOUR CODE CALCULATOR.** 21p.

**MULTIMETER TYPE 1.** 1,000 o.p.v. with probes. 2" x 3 1/2" x 1". £5.66.  
**MULTIMETER TYPE 2.** 20,000 o.p.v. with probe: 5" x 3 1/2" x 1 1/2". £11.52.

MAGENTA gives you FAST DELIVERY BY FIRST-CLASS POST OF QUALITY COMPONENTS AND KITS. All products are stock lines and are new and full specification. We give personal service and quality products to all our customers—HAVE YOU TRIED US?

# Make sure of your Heathkit catalogue... write now.



Keep up to date  
with the world's finest  
electronic kits—with the Heathkit catalogue.

48 product packed pages contain  
photographs and specifications of the widest  
possible range of kits. Everything from doorbells  
to digital clocks, multimeters to microcomputers.

Heathkit make it easy to build, easy on your  
pocket, and as with 13 million Heathkit builders  
over 34 years, your success is guaranteed.

Make sure of your copy of the Heathkit  
catalogue. Send the coupon today, plus 25p in  
stamps and beat the demand.

To: Heath Electronics (U.K.) Limited, Dept ( EE 12 ),  
Bristol Road, Gloucester, GL2 6EE.

Please send me a copy of the Heathkit catalogue.  
I enclose 25p in stamps.

Name \_\_\_\_\_

Address \_\_\_\_\_

Soldering  
Iron offer  
**FREE**

N.B. If you are already on the Heathkit mailing list you will  
automatically receive a copy of the Heathkit catalogue, without  
having to use this coupon. When you receive your  
catalogue you will get details of this free offer.

# HEATHKIT

HEATH  
ZENITH

# All these advantages...


- Instant all-weather starting
- Smoother running
- Continual peak performance
- Longer battery & plug life
- Improved fuel consumption
- Improved acceleration/top speed
- Extended energy storage

## ..in kit form

SPARKRITE X5 is a high performance, top quality inductive-  
discharge electronic ignition system designed for the electronics  
DIY world. It has been tried, tested and proven to be utterly  
reliable. Assembly only takes 1-2 hours and installation  
even less due to the patented 'clip on' easy fitting.

The superb technical design of the  
Sparkrite circuit eliminates problems of the  
contact breaker. There is no misfire due to  
contact breaker bounce which is eliminated  
electronically by a pulse suppression  
circuit which prevents the unit firing if the  
points bounce open at high R.P.M.  
Contact breaker burn is eliminated by  
reducing the current by 95% of the norm.

There is also a unique extended dwell  
circuit which allows the coil a longer  
period of time to store its energy before  
discharging to the plugs. The unit includes  
built in static timing light, systems function  
light, and security changeover switch.  
Will work all rev counters.



**Fits all 12v negative-earth vehicles  
with coil/distributor ignition up to 8 cylinder's.**

THE KIT COMPRISES EVERYTHING NEEDED  
Die pressed case, Ready drilled, aluminium extruded  
base and heat sink, coil mounting clips and accessories. All kit  
components are guaranteed for a period of 2 years from date of  
purchase. Fully illustrated assembly and installation instructions are  
included.

Roger Clark the world famous rally driver  
says "Sparkrite electronic ignition systems  
are the best you can buy."



# Sparkrite

HIGH PERFORMANCE  
ELECTRONIC IGNITION  
Electronics Design Assoc.  
82 Bath Street, Walsall WS1 3DE

Electronics Design Associates, Dept. EE 12  
82 Bath Street, Walsall, WS1 3DE. Phone: (0922) 614791

Name \_\_\_\_\_

Address \_\_\_\_\_

Phone your order with Access or Barclaycard

Inc. V.A.T. and P.P.

QUANTITY REQ'D.

I enclose cheque/PO's for

X5 KIT £16.95

ACCESS OR BARCLAY CARD No. \_\_\_\_\_

£

Cheque No. \_\_\_\_\_

Send SAE if brochure only required.



# Britain's first com computer kit.

## The Sinclair ZX80.

# £79.95

Price breakdown  
ZX80 and manual: £69.52  
VAT: £10.43  
Post and packing FREE

Please note: many kit makers quote VAT-exclusive prices.

You've seen the reviews... you've heard the excitement... now make the kit!

This is the ZX80. 'Personal Computer World' gave it 5 stars for 'excellent value.' Benchmark tests say it's faster than all previous personal computers. And the response from kit enthusiasts has been tremendous.

To help you appreciate its value, the price is shown above with and without VAT. This is so you can compare the ZX80 with competitive kits that don't appear with inclusive prices.

### 'Excellent value' indeed!

For just £79.95 (including VAT and p&p) you get everything you need to build a personal computer at home... PCB, with IC sockets for all ICs; case; leads for direct connection to a cassette recorder and television (black and white or colour); everything!

Yet the ZX80 really is a complete, powerful, full-facility computer, matching or surpassing other personal computers at several times the price.

The ZX80 is programmed in BASIC, the world's most popular computer language for beginners and experts alike.

The ZX80 is pleasantly straightforward to assemble, using a fine-tipped soldering iron. It immediately proves what a good job you've done; connect it to your TV... link it to an appropriate power source\*... and you're ready to go.

#### Your ZX80 kit contains...

- Printed circuit board, with IC sockets for all ICs.
- Complete components set, including all ICs—all manufactured by selected world-leading suppliers.
- New rugged Sinclair keyboard, touch-sensitive, wipe-clean.
- Ready-moulded case.
- Leads and plugs for connection to domestic TV and cassette recorder. (Programs can be SAVED and LOADED on to a portable cassette recorder.)
- FREE course in BASIC programming and user manual.

#### Optional extras

- Mains adaptor of 600 mA at 9 V DC nominal unregulated (available separately—see coupon).
- Additional memory expansion boards allowing up to 16K bytes RAM. (Extra RAM chips also available—see coupon).

\*Use a 600 mA at 9 V DC nominal unregulated mains adaptor. Available from Sinclair if desired (see coupon).

### The unique and valuable components of the Sinclair ZX80.

The Sinclair ZX80 is not just another personal computer. Quite apart from its exceptionally low price, the ZX80 has two uniquely advanced components: the Sinclair BASIC interpreter; and the Sinclair teach-yourself BASIC manual.

The unique Sinclair BASIC interpreter offers remarkable programming advantages:

- **Unique 'one-touch' key word entry: the ZX80 eliminates a great deal of tiresome typing. Key words (RUN, PRINT, LIST, etc.) have their own single-key entry.**

- Unique syntax check. Only lines with correct syntax are accepted into programs. A cursor identifies errors immediately. This prevents entry of long and complicated programs with faults only discovered when you try to run them.
- Excellent string-handling capability—takes up to 26 string variables of any length. All strings can undergo all relational tests (e.g. comparison). The ZX80 also has string input-to request a line of text when necessary. Strings do not need to be dimensioned.
- Up to 26 single dimension arrays.
- FOR/NEXT loops nested up to 26.
- Variable names of any length.
- BASIC language also handles full Boolean arithmetic, conditional expressions, etc.
- Exceptionally powerful edit facilities, allows modification of existing program lines.
- Randomise function, useful for games and secret codes, as well as more serious applications.
- Timer under program control.
- PEEK and POKE enable entry of machine code instructions. USR causes jump to a user's machine language sub-routine.
- High-resolution graphics with 22 standard graphic symbols.
- All characters printable in reverse under program control.
- Lines of unlimited length.

### Fewer chips, compact design, volume production—more power per pound!

The ZX80 owes its remarkable low price to its remarkable design: the whole system is packed on to fewer, newer, more powerful and advanced LSI chips. A single SUPER ROM, for instance, contains the BASIC interpreter, the character set, operating system, and monitor. And the ZX80's 1K byte RAM is roughly equivalent to 4K bytes in a conventional computer—typically storing 100 lines of BASIC. (Key words occupy only a single byte.)

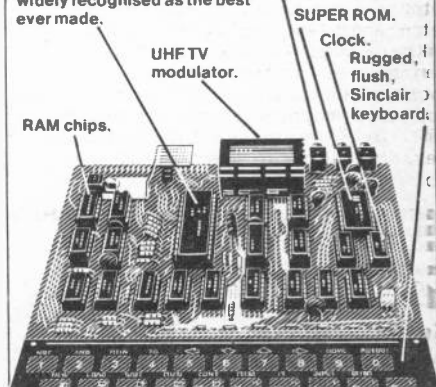
The display shows 32 characters by 24 lines.

And Benchmark tests show that the ZX80 is faster than all other personal computers.





No other personal computer offers this unique combination of high capability and low price.

Z80 A microprocessor—new, faster version of the famous Z-80 microprocessor chip, widely recognised as the best ever made.

Sockets for TV, cassette recorder, power supply.



# plete



## ZX80 software – now available!

See advertisements in Personal Computer World, Electronics Today International, and other journals.

• New dedicated software – developed independently of Science of Cambridge – reflects the enormous interest in the ZX80. More software available soon – from leading consultancies and software houses.

### The Sinclair teach-yourself BASIC manual.

If the specifications of the Sinclair ZX80 mean little to you – don't worry. They're all explained in the specially-written 128-page book *free* with every kit! The book makes learning easy, exciting and enjoyable, and represents a complete course in BASIC programming – from first principles to complex programs. (Available separately – purchase price refunded if you buy a ZX80 later.) A hardware manual is also included with every kit.

### The Sinclair ZX80. Kit: £79.95. Assembled: £99.95. Complete!

The ZX80 kit costs a mere £79.95. Can't wait to have a ZX80 up and running? No problem! It's also available, ready assembled and complete with mains adaptor, for only £99.95.

Demand for the ZX80 is very high: use the coupon to order today for the earliest possible delivery. All orders will be despatched in strict rotation. We'll acknowledge each order by return, and tell you exactly when your ZX80 will be delivered. If you choose not to wait, you can cancel your order immediately, and your money will be refunded at once. Again, of course, you may return your ZX80 as received within 14 days for a full refund. We want you to be satisfied beyond all doubt – and we have no doubt that you will be.

**sinclair**  
**ZX80**  
Science of Cambridge Ltd  
6 Kings Parade, Cambridge, Cambs., CB2 1SN.  
Tel: 0223 311488.

<b>ORDER FORM</b>		<b>To: Science of Cambridge Ltd, 6 Kings Parade, Cambridge, Cambs., CB2 1SN.</b>	
		Remember: all prices shown include VAT, postage and packing. No hidden extras. Please send me:	
Quantity	Item	Item price £	Total £
	Sinclair ZX80 Personal Computer kit(s). Price includes ZX80 BASIC manual, excludes mains adaptor.	<b>£79.95</b>	
	Ready-assembled Sinclair ZX80 Personal Computer(s). Price includes ZX80 BASIC manual and mains adaptor	<b>£99.95</b>	
	Mains Adaptor(s) (600 mA at 9 V DC nominal unregulated).	<b>8.95</b>	
	Memory Expansion Board(s) (each one takes up to 3K bytes).	<b>12.00</b>	
	RAM Memory chips – standard 1K bytes capacity	<b>16.00</b>	
	Sinclair ZX80 Manual(s) (manual free with every ZX80 kit or ready-made computer).	<b>5.00</b>	
NB. Your Sinclair ZX80 may qualify as a business expense.		<b>TOTAL</b>	<b>£</b>
I enclose a cheque/postal order payable to Science of Cambridge Ltd for £ _____			
Please print			
Name: Mr/Mrs/Miss _____			
Address _____			
EE12/80			

# ELECTRONI-KIT

## DENSHI KITS— SPECIAL OFFER



"... fun and entertainment as well as education"—  
(EVERYDAY ELECTRONICS mag.)

The SR-3A kit (over 100 circuits) and the SR-3A de luxe kit (over 105 circuits) are available again, at little more than their 1977 prices

Circuits are constructed by plugging the encapsulated components into the boards provided, following the instruction manual. Technical details are also given concerning each project. The components are used over and over again and you can design your own circuits too, or use the kit as a useful testing board.

No previous experience of electronics is required but you learn as you build—and have a lot of fun too. The kits are safe for anyone.

### SR-3A KIT £29.95

(16½ × 10 × 2½")

Build over 100 projects including 3-TR reflex radio receiver, 3-TR radio receiver with RF amplifier, 2-TR reflex radio receiver, 3-TR amplifier for crystal mike, 3-TR amplifier for speaker/mike, 3-TR signal tracer, Morse Code trainer, 2-TR electronic organ, electronic metronome, electronic bird, electronic cat, electronic siren, electronic gun, 2-TR sleeping aid, high voltage generator, discontinuity warning device, water supply warning device, photoelectric alarming device, 3-TR burglar alarm, 3-TR water supply warning device, 3-TR water level warning device, 3-TR photoelectric alarming device, Morse Code trainer with sound & light, discontinuity warning device with sound & light, water level warning device with sound & light, electronic metronome with sound & light, buzzer with sound & light, wireless mike, wireless telegraph set, wireless discontinuity warning device, wireless water level warning device, wireless water supply warning device, wireless photoelectric warning device etc. etc.

### SR-3A de luxe KIT £39.95

(illustrated 16 × 14 × 3½")

Similar to SR-3A, more components including solar cell and additional Speaker unit plus sophisticated control panel.

All kits are guaranteed and supplied complete with extensive construction manuals PLUS Hamlyn's "All colour" 160 page book "Electronics" (free of charge whilst stocks last).

Prices include batteries, educational manuals, free book, VAT, p&p (in the UK), free introduction to the British Amateur Electronics Club.

Cheque/P.O./Access/Barclaycard (or 20p. for illustrated literature) to DEPT. EE.

**ELECTRONI-KIT LTD.**  
**RECTORY COURT, CHALVINGTON,**  
**E.SUSSEX, BN27 3TD (032 183 579)**

# ELECTRONICS

A NEW AND EXCITING HOBBY!!

BIG, WELL ILLUSTRATED BOOK

Ideal for beginners — gives lots of general information — explains how to build lots of projects :

Intercom, Rain Alarm, Radios, Organ, Parking Light etc. All parts supplied and can be re-used on special deck provided, so NO SOLDERING is required. Just needs 4½V battery.



£17.50 inc. VAT & Post

Also

ADVENTURES WITH MICROELECTRONICS

— Explore the world of silicon chips —

All components & Deck, £27.95 inc VAT & Post.

Component Catalogue & Bargain List 75p

## GREENWELD

443D Millbrook Road, Southampton SO1 0HX

### INTERESTED IN ELECTRONICS?

#### TRY A ZEDPACK! COMPONENTS AT A PRICE EVERYONE CAN AFFORD

Z1 300 mixed ½ and ¼ watt resistors £1.95  
Z2 150 mixed 1 and 2 watt resistors £1.50  
Z3 300 mixed capacitors, most types £3.95  
Z4 100 mixed electrolytics £2.20  
Z5 100 mixed polystyrene caps £2.20  
Z6 300 mixed printed circuit components £1.95  
Z7 300 mixed printed circuit resistors £1.45  
Z8 100 mixed high wattage resistors, wire-wound etc. £2.75  
Z9 100 mixed miniature ceramic and plate caps £1.20  
Z10 25 assorted pots. £1.50  
Z11 25 assorted presets, skeleton etc. £1  
Z12 20 assorted vdr's and thermistors £1.20  
Z13 1lb mixed hardware. Nuts, bolts self-lappers, sleeving, etc. £1.20  
Z14 100 mixed, new and marked, full spec. transistors. Pack includes:— BC148, BF154, BF274, BC212L, BC238, BC184L, ME0412 and, or lots of similar types £4.95  
Z15 100 mixed diodes including:—zener, power, bridge, signal, germanium, silicon etc. All full spec. £4.95  
Z16 20 1N4148 £1  
Z17 20 1N4003/10D2 £1  
Z18 20 assorted zeners, 1 watt and 400mw £1.50  
Z19 25 high voltage pulse caps, etc. £1.25  
Z20. 20 assorted switches, includes P/B, slide, toggle, multipole, miniature, reed, etc. £2.45  
TBA 800 Audio I.C. £1 ea. 3 for £2.50.  
BD181 (78W, 15A, TO3) 3 for £1.  
12V 1.3W ZENERS 10 for £1  
Plastic BC108's 12 for £1  
BC154 12 for £1, BC183L 12 for £1  
200µA Miniature level/batt. meters, as fitted to many cassette recorders. 90p  
Deluxe FIBREGLASS printed circuit etching kite.  
Included 100 sq ins. of copperclad F/G board, 1lb ferric chloride, (made for U.S. army to MIL, SPEC.), 1 dalo etch resist pen, abrasive cleaner, etch resist dish and instructions. OUR PRICE £4.95

1lb of FeCl. £1.25, 5lb. £5.  
150 sq. ins. single sided board. £2.20  
150 sq. ins. double sided board. £3.30  
UHF. Transistors T.V. TUNER with slow motion drive, AE.skt. and leads £1.95  
100 Miniature reed switches. £3.30

#### P/B SWITCH BANKS

These cost a fortune! Were made for various music centres. Includes independent and interdependent latching types multi pole c/o etc. Can be modified. Can't be repeated, 3 Banks for £1. KNOBS for Switch Banks, 10 for £1. Chrome or spun aluminium finish.

#### MINIATURE MAINS TRANSFORMERS

Top quality. Split bobbin construction will give 4.5V-0-4.5V at 250MA, 12" × 11" × 1½", all sorts of uses. ONLY 90p 3 for £2.20.  
1000 µf, 100V, Radial, 12" × 2". ONLY 70p. 3 for £1.50. 2,200µf 40v. 60p. 3 for £1.50. 4,700µf 40v. 80p. 3 for £2.

Don't Let Your Environment Dehydrate You!

Buy our Honeywell Humidity Controller. Membrane actuated, very sensitive, ½" shaft, 250V, 3.75A Contacts. Ideal for greenhouses, centrally heated homes, offices etc. Build your own humidifiers or alarms. Fraction of original cost 90p ea. 3 for £2.

#### R.C. SUPPRESSORRS

250V. 1" × ½" × ½". Ideal for fluorescent light suppression, car, and relays. Also for snubber networks. 3 for £1

#### ALTERNATOR RECTIFIERS

Make lovely 60 amp bridges. Ideal for High Power Battery Chargers. Type 4AF1. Set of 4 (2 neg. case + 2 pos. case) £2.

Special Purchase enables us to offer Mullard C280 Polyester Capacitors (Liquorice Allsorts) at the unbeatable price of £2 for 100 mixed. £15 for 1000. These consist of factory clearance lots i.e. spillages, floor sweepings, cosmetic rejects etc. Also Mullard miniature electrolytics 100 mixed £1.50, 1000 for £10. Pack of each £3. 1000 of each £30.

To: "GEMINI ELECTRONIC COMPONENTS"

"THE WAREHOUSE" SPEEDWELL ST. LONDON S.E.8.

Please Quote ZED Code, Where shown. Send Cheque\* or Postal Order. Plus 50p P&P.

\*Schools etc. SEND OFFICIAL ORDER

ZED PACKS now available for Callers at 50 Deptford Broadway, London, S.E.8.



# GUARANTEED LOWEST PRICES – GUARANTEED QUALITY

We promise to BEAT any lower advertised price by an extra 2½% – Just send details and your remittance for the lower amount\*

Casio and Seiko watches are water resistant and won't drown in the rain. They do not eat expensive batteries. The quality cases won't wear your cuffs away, nor will plating wear off in a few months. Unlike the usual plastic type, the mineral glass face will not easily scratch or mar. The high quality modules have a failure rate at around 1% or less—not 25% or more. They are guaranteed accurate and functions do not interact. Spares and servicing are available after the guarantee expires from UK service departments.

## THE ULTIMATE WATCHES

Send 12p for details of these amazing CASIO watches NOW!

With around 40 functions  
**LCD ANALOGUE/DIGITAL**

**Alarm Chronograph with countdown**  
Analogue. Independent hours and minutes with synchronous digital seconds. Dual time ability.

Digital. Hours, minutes, seconds, day and date.

Stopwatch. 1/100 second to 12 hours. Net, lap and 1st and 2nd place. Start/stop and 10 minute signals.

Alarm. For 30 seconds with carousel display.

Countdown Alarm. Normal and net times to 1 hour, with amazing "Star Burst" flashing display.

Time signal. Half hourly and hourly chimes. Tone control. Lithium battery.

Light. Water Resist. case. 8.65mm thick.

Mineral glass.

AA81 Chrome £29.95

AA81G Gold Plated £49.95

AA82 Stainless Steel £39.95



AA81  
Analogue  
Display

AA821  
Digital  
Display

## 12 MELODY ALARM CHRONOGRAPHS

Countdown alarm. Date memories  
Hours, minutes, seconds, am/pm 12 or 24  
hour. Day, date and month auto calendar.  
Alarm. 7 melodies, one for each day of the  
week.

Hourly time signal. With "Big Ben" type  
tune.

Date Memory. Select either "Wedding  
March" or "Trinkled" to be played.

Birthday and Christmas Memory.

Countdown alarm. From 1 second to 1 hour.  
After zero, count continues positively.

Stopwatch. 1/10 second to 1 hour. Net lap  
etc.

Picturesque moving display of notes played.

Light. Lithium. Glass. Water Resist. cases.

M-12 resin, s/s trim. M-1200 all s/s 9.0mm  
thick.



£24.95 £29.95  
for around 40 functions

## 100 METRE WATER RESISTANT

Alarm Chronographs with countdown.  
Amazing 5 year lithium battery life. Hours,  
minutes, seconds, am/pm, day, date and  
month, 12 or 24 hour. Time is always  
visible regardless of display mode.

Stopwatch. 1/100 second to 1 hour. Net,  
lap, 1st and 2nd Start/stop signal. 10  
minute signal.

Alarm. Sounds for 30 seconds.

Countdown Alarm. Normal and net times  
to 12 hours. Start/stop and 10 minute  
signals.

Time Signal. Half hourly and hourly  
chimes.

W-100, All resin. W-150B. All s/s. W-150C  
(not illustrated) s/s case/resin-strap £25.95.



£19.95 £32.50

A250 As above but with standard water resistant case £24.95

S220 As above but with dual time in lieu of alarms and chimes  
£25.00

F300 Sports chronograph (right)

8 digits, hours, minutes, seconds, date and  
day indicator, 1/100 second stopwatch; net,  
lap and 1st & 2nd place times to 12 hours.  
Resin case, s/s trim. Water res. Glass. Light.

110QS-37B Metal version £17.95

F80E Alarm Chronograph (far right)

8 digit display of hours, minutes, seconds,  
am/pm and date. 24 hour alarm, hourly  
chimes. 1/10 second stopwatch to 12  
hours; net lap, 1st & 2nd place. Resin  
case/strap. Water resist. Mineral glass.

Nightlight.

83QS-41B s/s jacket version £19.95

OTHER CASIO WATCHES. Remember we will BEAT lower  
prices by 2½%.\*



£12.95 £15.95

\* Providing the advertiser has stocks and we still make a small  
profit!

## JOIN THE KEYBOARD REVOLUTION!

With the amazing new CASIOTONE 201

A remarkable new concept in electronic keyboard instruments using a totally  
new technology. Pitch, timbre and harmonics of 29 instruments have been  
measured, digitalised and stored in electronic chip memory for faithful repro-  
duction. A 4-second memory function allows switching between any 4 pre-  
selected instruments.

This polyphonic instrument can play full  
chords of up to 8 notes on its 29 white  
and 20 black keys spanning 4 octaves.  
Vibrato and tone switches. Foot volume  
and sustain pedal options. Echo jacks.  
3 × 33½ × 9½ inches. Weight 15lbs.  
Black or woodgrain finish. AC only.

ONLY £245 (r.r.p. £285)




## CASIOTONE M-10

Four instruments on the move  
Polyphonic playing of piano, organ, violin  
and flute. 19 white and 13 black keys  
span 2½ octaves. Vibrato switch. 2 ×  
16½ × 5½ inches. Weight 3.5lb. Integral  
speakers. O/p jack. Mains/battery.

ONLY £69 (r.r.p. £79)



## THE SPACE INVADERS ARE BACK!



This time right in your pocket. An action-packed  
speed game that will give you hours of skilful enter-  
tainment and chair-gripping excitement. Never  
another dull spare moment. Also an 11-note melody  
calculator, pre-programmed "When The Saints Go  
Marching In". Full memory, %. Auto power-off  
facility.

MG-880 (left)

½ × 2½ × 4½"  
£10.95 (£12.95)


MG-770 (right)

Kiss touch keys  
½ × 3½ × 2½"  
£12.95 (£14.95)



## 12 PRE-PROGRAMMED MELODIES

Clock, calendar, 11-note melody maker, calculator,  
square roots, %. Alarm 1; 7 tunes, one for each day.  
Alarm 2; a fixed tune. Hourly chimes. Date mem-  
ories; 4 anniversary tunes.  
MQ-1200 (below). Desk or bedside. Built-in speaker.  
Volume control. Nightlight. Powered by three AA  
batteries £19.95 (£22.95) 1½ × 6 × 2½ inches.



ML-90 (right)

Kiss keys  
Stopwatch  
½ × 2½ × 4½"  
£19.95  
(£22.95)



Other Casio calculators, P.O.A. Remember, we will BEAT lower  
prices by 2½%.\*

## SEIKO ALARM CHRONOS FROM £37.50



£37.50

DFT 048 (left). Alarm, Countdown  
alarm, hourly chimes, stopwatch to  
1/100 second; net lap, 1st & 2nd.  
DFT 038 100 metre water resistant  
version. £49.95

DER 048 Solar powered (right).  
Weekly programmable alarm, 16  
hour interval countdown alarm  
timer, hourly chimes, 1-100 second  
stopwatch.

DER 018 100 metre water resistant  
version £69.95



£52.50

DUO DISPLAY Analogue/digital watches from £57.50

Send 25p for our illustrated catalogue of Casio and Seiko products.

PRICE includes VAT, P & P. Send your  
Company Order, Cheque or P.O. or phone  
your ACCESS or B'CARD number to:

# TEMPUS

Tempus (Dept. EE)  
FREEPOST, 164-167 East Road  
Cambridge CB1 1BR. Tel. 0223 312866



**SIMPLY AHEAD**  
and staying there

# The range grows bigger... better...

## New Profile Amplifiers - Two New Series

### MOSFET



CHOOSE AN I.L.P. MOSFET POWER AMP when it is advantageous to have a faster slew rate, lower distortion at higher frequencies, enhanced thermal stability, the ability to work with complex loads without difficulty and complete absence of cross-over distortion. I.L.P.'s exclusive encapsulation technique with fully adequate heatsinks has been taken a stage further, with specially developed computer-verified 'New Profile' extrusions. These ensure optimum operating efficiencies for MOSFETs and are easier to mount. Connections via five pins on the underside of the I.L.P. MOSFETs ARE IDENTICAL IN PERFORMANCE TO THE COSTLIEST AMPLIFIERS IN THIS EXCITING NEW CATEGORY BUT ARE ONLY A FRACTION OF PRICES CHARGED ELSEWHERE.

Model	Output Power RMS	Distortion Typical at 1KHz	Slew Rate	Rise Time	Signal/Noise Ratio DIN AUDIO	Price & VAT
MOS120	60W into 4-8Ω	0.005%	20V/μs	3μs	100dB	£25.88 + £3.88
MOS200	120W into 4-8Ω	0.005%	20V/μs	3μs	100dB	£32.46 + £5.02

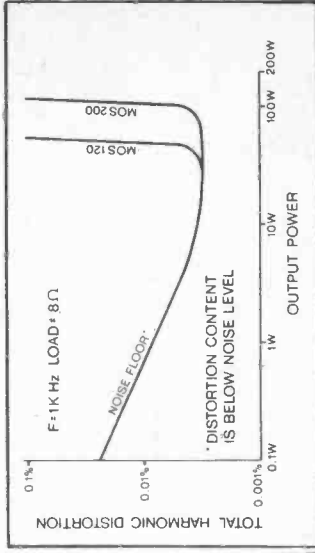
### BIPOLAR

CHOOSE AN I.L.P. BIPOLAR POWER AMP where power and price are first consideration while maintaining optimum performance with high fidelity and a wide choice of models. From domestic hi-fi to disco and P.A., for instant amplification, there is an I.L.P. Bipolar to fill the bill, and as with our new Mosfets, we have encapsulated Bipolars with our New Profile extrusions with their computer-verified thermal efficiency and improved mounting stoutness. Connections are simple: via five pins on the underside and with our new west-pre-amps and power supply units, it becomes easier than ever to have a system layout housed the way you want it.

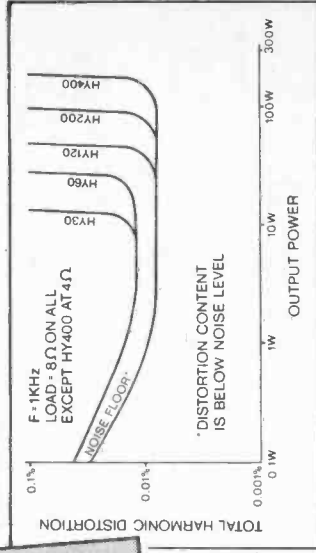
Model	Output Power RMS	Distortion Typical at 1KHz	Slew Rate	Rise Time	Signal/Noise Ratio DIN AUDIO	Price & VAT
HY30	15W into 4-8Ω	0.015%	15V/μs	5μs	100dB	£6.34 + 95p
HY60	30W into 4-8Ω	0.015%	15V/μs	5μs	100dB	£7.24 + £1.09
HY120	60W into 4-8Ω	0.01%	15V/μs	5μs	100dB	£15.20 + £2.28
HY200	120W into 4-8Ω	0.01%	15V/μs	5μs	100dB	£18.44 + £2.77
HY400	240W into 4Ω	0.01%	15V/μs	5μs	100dB	£27.68 + £4.15




**I.L.P. POWER AMPS ARE ENCAPSULATED FOR THERMAL STABILITY AND LONGER LIFE**



Load impedance both models 100Ω  
4Ω - ∞ Input sensitivity both models 500mV  
15Hz-100KHz - 3dB



Load impedance all models 4Ω - ∞ Input impedance all models 100Ω  
Input sensitivity all models 500mV 15Hz-50KHz - 3dB  
Frequency response all models



### THE NEW PROFILE EXTRUSIONS

The introduction of standard heatsink extrusion for all I.L.P. power amplifiers achieves many advantages: - Research shows they provide optimum thermal dissipation and stability. Slotted shoulders allow easy mounting; standardisation enables us to keep our prices competitive. Surfaces are matt black, anodised for lower thermal conductivity. Extrusions vary in size according to module number.

# NEW PRE-AMPS

HY6 (mono) and HY66 (stereo) are new to I.L.P.'s range of advanced audio modules. Their improved characteristics and styling ensure their being compatible with all I.L.P. power-amps both MOSFET and BIPOLAR, giving you chance to get the best possible reproduction from your equipment. HY6 and HY66 pre-amps are protected against short circuit and wrong polarity. Full assembly instructions are provided. Mounting boards are available as below.

Sizes - HY6 - 45 x 20 x 40 mm. HY66 - 90 x 20 x 40 mm. Active Tone Control circuits provide  $\pm 12$ dB cut and boost. **Inputs Sensitivity** - Mag. P.U. - 3mV; Mic - selectable 1-120mV; All others 100mV. **Tape O/P** - 100mV; **Main O/P** - 500mV; **Frequency response** - D.C. to 100KHz - 3dB.

HY6 mono £5.60 + 84p VAT Connectors included  
 HY66 stereo £10.60 + £1.59 VAT Connectors included  
 B6 Mounting Board for one HY6 78p + 12p VAT  
 B66 Mounting Board for one HY66 99p + 15p VAT

# NEW POWER SUPPLY UNITS

Of the eleven power supply units which comprise our current range, nine have toroidal transformers made in our own factory. Thus these I.L.P. power supply units are space-saving, more efficient and their better overall design helps enormously when assembling building. All models in the range are compatible with all I.L.P. amps and pre-amps with types to match whatever I.L.P. power amps you choose.

- PSU30  $\pm 15$ V at 100mA to drive up to 12 x HY6 or 6 x HY66 £4.50 + 0.68p VAT
- THE FOLLOWING WILL ALSO DRIVE I.L.P. PRE-AMPS £8.10 + £1.22 VAT
- ALL THE FOLLOWING USE TOROIDAL TRANSFORMERS
- PSU50 for use with 1 or 2 HY60's £9.75 + £1.46 VAT
- PSU60 for use with 1 HY120 £9.75 + £1.46 VAT
- PSU65 for use with 1 MOS120 £9.75 + £1.46 VAT
- PSU70 for use with 1 or 2 HY120's £13.61 + £2.04 VAT
- PSU75 for use with 1 or 2 MOS120 £13.61 + £2.04 VAT
- PSU90 for use with 1 HY200 £13.61 + £2.04 VAT
- PSU180 for use with 1 MOS200 £14.75 + £2.21 VAT
- PSU185 for use with 1 or 2 MOS200 £23.02 + £3.45 VAT
- £24.20 + £3.63 VAT

## ★ Freepost facility

When ordering or writing about I.L.P. products, you do not need to stamp the envelope. Mark it FREEPOST plus the code shown in the address below. We pay the postage for you.

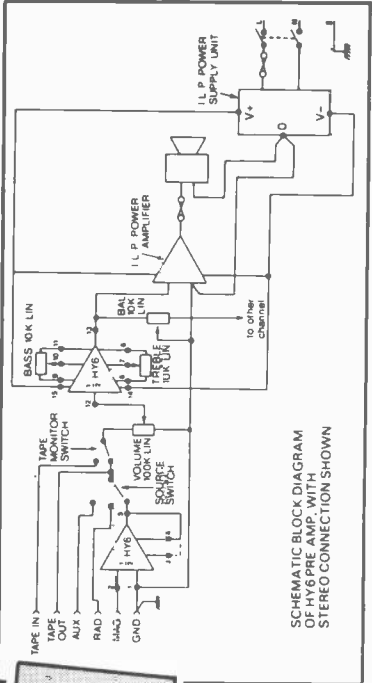
★ **TO ORDER** Send cheque or money order payable to I.L.P. Electronics Ltd and crossed. Or pay by ACCESSOR BARCLAYCARD. Cash payments must be in registered envelope; if C.O.D. payment is wanted, please add £1.00 to TOTAL value of order.

**NO QUIBBLE 5 YEAR GUARANTEE**  
**7-DAY DESPATCH ON ALL ORDERS**  
**BRITISH DESIGN AND MANUFACTURE**  
**FREEPOST SERVICE**



**ELECTRONICS LTD.**  
 FREEPOST 3 Graham Bell House, Roper Close, Canterbury, Kent CT2 7EP.  
 Telephone (0227) 54778 | Technical (0227) 64723 | Telex 965780  
 Available also from MARSHALLS, WATFORD ELECTRONICS and certain other selected retailers

**COMPATIBLE WITH ALL I.L.P. MODULES**



- DISTORTION TYPICALLY 0.005%
- S/N RATIO - 90dB (Mag. P.U. - 68 dB)
- 38 dB overload margin on Mag. P.U.
- LATEST DESIGN HIGH QUALITY CONNECTORS
- ONLY POTS, SWITCHES AND PLUGS/SOCKETS NEED ADDING
- NEEDS ONLY UNREGULATED POWER SUPPLY  $\pm 15$  to  $\pm 60$ V

**IN A RANGE OF 11 MODELS USING LATEST TOROIDAL TRANSFORMERS**

# 1971-1980 TEN YEARS OF PLANNED PROGRESS

When, in 1971, Ian L. Potts founded his now world-famous company, he saw the need for a different and more rational approach to exploiting to the full, the potential that lay in modular construction. New thinking was badly needed. The result was a range of modules, revolutionary in concept. The rightness of this new thinking is shown by the size of the company today, its new factory, its vast exports, its acceptance by constructors as the modules to build with. The range grows bigger and better. Exciting new lines (in no way conflicting with existing ones) are well past drawing board stage. This is why I.L.P. are simply ahead and staying there.

# BRITAIN'S FASTEST GROWING MODULE SUPPLIERS

To: I.L.P. ELECTRONICS LTD. CANTERBURY CT2 7EP

Please supply .....  
 Total purchase price £.....  
 I enclose Cheque  Postal Orders  International Money Order   
 Please debit my Access/Barclaycard Account No.....

NAME .....  
 ADDRESS .....  
 Signature .....

**ALL U.K. ORDERS DESPATCHED FREEPOST**

**EDITOR**

F. E. BENNETT

**ASSISTANT EDITOR**

B. W. TERRELL B.Sc.

**PRODUCTION EDITOR**

D. G. BARRINGTON

**TECHNICAL SUB-EDITOR**

S. E. DOLLIN B.Sc.

**ART EDITOR**

R. F. PALMER

**ASSISTANT ART EDITOR**

P. A. LOATES

**TECHNICAL ILLUSTRATOR**

D. J. GOODING

**EDITORIAL OFFICES**

Kings Reach Tower,  
Stamford Street,  
London SE1 9LS  
Phone: 01-261 6873

**ADVERTISEMENT MANAGER**

R. SMITH  
Phone: 01-261 6871

**REPRESENTATIVE**

R. WILLET  
Phone: 01-261 6865

**CLASSIFIED MANAGER**

C. R. BROWN  
Phone: 01-261 5762

**MAKE-UP AND COPY DEPARTMENT**

Phone 01-261 6615

**ADVERTISEMENT OFFICES**

Kings Reach Tower  
Stamford Street,  
London SE1 9LS

# Projects... Theory...

## and Popular Features ...

The distinction between electronics and electrics is not always clearly understood. And puzzlement amongst the non-technical may well increase rather than diminish in the future as these two closely related technologies become more intertwined. For instance, we already have domestic electrical appliances with electronic controls.

To warrant the description "electronic" a circuit or piece of equipment must depend upon semiconductors or (more rarely today) valves, for its prime function. So an electric toaster remains an electric toaster regardless of the fact that it incorporates a microchip controller.

A simple example of electrics and electronics working together is the control of filament lamps by an electronic timer-switch. A project of this kind is presented this month in the form of a *Tree Lights Flasher*. This device has several advantages over the conventional bi-metal strip type of circuit breaker.

For low level illumination, the electric filament lamp has its electronic rivals. Solid state optoelectronic devices such as 7-segment displays, light emitting diodes and liquid crystal displays are very familiar.

It is thus possible to make a small-scale lighting display that is entirely electronic. Indeed we can see a new art form emerging with the wider use of l.e.d.s to give a special kind of

lustre to petite models or ornaments. Our *Table Decoration* is an example. This design simulates a miniature tree as an appropriate feature for Christmas time. But given the circuit, any constructor can use his own ideas to create an alternative model for embellishment with the l.e.d.s.

It is wise to have a game or two up one's sleeve around Christmas time to amuse the youngsters, and others. Childhood memories are likely to be evoked by our electronic version of the old *Stone-Paper-Scissors Game*.

Then there is *Live Wire*. Being essentially electrical (but with electronic trimmings!), this game obviously cannot have an equally long ancestry; although, who knows, a primitive form may have provided incidental amusement for Dr Gilbert, Michael Faraday or some other pioneer during their experiments with this new mysterious force.

We hope some of these projects will play a part in your Christmas. You have four weeks, but don't delay.



Our January issue will be published on Friday, December 19. See page 807 for details.

**Readers' Enquiries**


We cannot undertake to answer readers' letters requesting modifications, designs or information on commercial equipment or subjects not published by us. All letters requiring a personal reply should be accompanied by a stamped self-addressed envelope.

We cannot undertake to engage in discussions on the telephone.

**Component Supplies**

Readers should note that we do not supply electronic components for building the projects featured in EVERYDAY ELECTRONICS, but these requirements can be met by our advertisers.

All reasonable precautions are taken to ensure that the advice and data given to readers are reliable. We cannot however guarantee it, and we cannot accept legal responsibility for it. Prices quoted are those current as we go to press.



# ELECTRONICS

VOL. 9 NO. 11

DECEMBER 1980

## CONSTRUCTIONAL PROJECTS

<b>LIVE WIRE GAME</b> Requires a steady hand and sharp eye by E. M. Lyndsell	780
<b>TREE LIGHTS FLASHER</b> Reliable electronic control for flashing rates up to 5Hz by A. R. Winstanley	784
<b>STONE-PAPER-SCISSORS GAME</b> An all electronic version of this popular childrens' game by E. M. Lyndsell	788
<b>TABLE DECORATION</b> Add sparkle to your seasonal festivities by A. P. Donleavy	793
<b>SPRINGLINE REVERBERATION UNIT</b> Gives depth to both recordings and live performances by P. Bond	802
<b>I.C. UNIBOARDS: 1—NO ENTRY INDICATOR</b> To safeguard your privacy by A. R. Winstanley	808
<b>TWO-NOTE DOOR CHIME</b> Uses CMOS devices for long battery life by W. J. Keeley	816

## GENERAL FEATURES

<b>EDITORIAL</b>	778
<b>JACK PLUG AND FAMILY</b> Cartoon by Doug Baker	783
<b>COUNTER INTELLIGENCE</b> A retailer comments by Paul Young	787
<b>BRIGHT IDEAS</b> Readers' hints and tips	791
<b>SHOP TALK</b> Product news and component buying by Dave Barrington	792
<b>I.C.s EXPLAINED</b> Part 3: Radio Devices, Voltage Regulators and I.C. Lead-out Chart by J. B. Dance, M.Sc.	796
<b>SQUARE ONE</b> Beginners Page: Connecting wires and cables	810
<b>FOR YOUR ENTERTAINMENT</b> Stereo T.V., memory games by Barry Fox	813
<b>EVERYDAY NEWS</b> What's happening in the world of electronics	814
<b>RADIO WORLD</b> T.V. by telephone, e.m. detection, pictures from space, novice licences by Pat Hawker, G3VA	820
<b>I CAN'T DO MATHS</b> 2: Damned dots by George Hylton	822
<b>READERS' LETTERS</b> Your news and views	825
<b>PLEASE TAKE NOTE</b> TTL Logic Probe, Audio Effects Unit	825
<b>WORKSHOP MATTERS</b> Additional tools, connecting leads, good housekeeping by H. T. Kitchen	826
<b>INDEX FOR VOLUME 9</b>	829

### Back Issues

Certain back issues\* of EVERYDAY ELECTRONICS are available worldwide price 80p inclusive of postage and packing per copy. Enquiries with remittance should be sent to Post Sales Department, IPC Magazines Ltd., Lavington House, 25 Lavington Street, London SE1 0PF. In the event of non-availability remittances will be returned.  
\* Not available: October 1978 to May 1979.

### Binders

Binders to hold one volume (12 issues) are available from the above address for £4.40 (home and overseas) inclusive of postage and packing. Please state which Volume.

### Subscriptions

Annual subscription for delivery direct to any address in the UK: £9.00, overseas: £10.00. Cheques should be made payable to IPC Magazines Ltd., and sent to Room 2613 Kings Reach Tower, Stamford Street, London SE1 9LS.

© IPC Magazines Limited 1980. Copyright in all drawings, photographs and articles published in EVERYDAY ELECTRONICS is fully protected, and reproductions or imitations in whole or in part are expressly forbidden.

TABLE DECORATION • STONE-PAPER-SCISSORS GAME  
**4 FOR XMAS**  
SEE PAGES 780, 784, 788 and 793  
• LIVE WIRE GAME • TREE — LIGHTS FLASHER •

# Live Wire Game

BY E. M. LYNDSELL



**T**HIS game was designed primarily for amusement at family gatherings, and parties as something to amuse the children but was found to be just as popular with the adults. It could provide entertainment during the forthcoming festive season and perhaps even a Christmas present when ready built or as a kit of parts for the electronic constructor.

## NINE LIVES

The idea of moving an eye along a wire from one end to the other trying to avoid the two making contact is not new; however, the "nine lives" addition here is believed to be original. Each touch of the "eye" on the wire sounds a buzzer for a short period and advances a counter one step. This is seen on a string of l.e.d.s on the top panel.

On reaching the last position, your "ninth life" has been used and the game is over. This is signified by the buzzer remaining on until the unit is reset. This is done by moving the eye back to the start position, ready for another attempt.

The unit is powered by a PP3 battery which should have a reasonably long life with moderate use. If

prolonged use is envisaged such as at a fête or exhibition a battery eliminator should be considered for reasons of economy and convenience. This would involve the fitting of a suitable socket to the case to suit the eliminator plug, the former connecting directly in place of the battery clip.

Besides its obvious entertainment value, this game could also have a more serious application in gauging a person's co-ordination, i.e. the bi-directional link through the brain between hand and eye.

## CIRCUIT DESCRIPTION

The full circuit diagram of the Live Wire is shown in Fig. 1. IC1 is a 555 timer i.c. connected here as a monostable multivibrator. When pin 2 is grounded, i.e. connected to the 0V rail, even for only an instant, the output at pin 3 goes from 0V to +9V for a period determined by the values of R1 and C1. After this time it returns to 0V. This time has been set to be about half a second. Pin 2 is grounded when the eye touches the wire.

While the monostable output is high, TR1 is turned on which places almost the supply voltage across WD1, a solid state buzzer. This emits a tone

for as long as the supply is maintained.

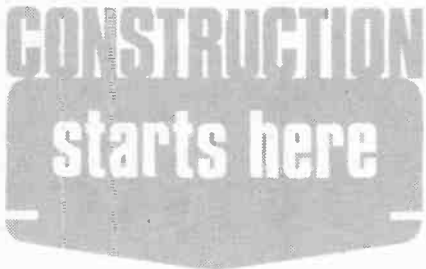
The rising and falling of pin 3 level is equivalent to a pulse and this is fed to the clock input of decade counter IC2. Each clock pulse is counted and causes the outputs to switch on the appropriate l.e.d. Thus each time the eye touches the line, the buzzer sounds for a short time and the count is advanced by one.

## END OF GAME

This action continues up to the last l.e.d. position, but when this turns on, the high level at pin 11 is coupled to the clock enable, pin 13. While this is low, counting occurs, but when made high, the counting is inhibited. Thus the last position lights and stays alight. Further eye-to-wire contact has no effect.

This high at pin 11 reaches TR1 via buffer R4 and D2, and causes the alarm to sound until reset. Resetting is accomplished by returning the eye to the start end touching it on the phono socket mounted there for this purpose. This takes the reset, pin 15, high, which returns the counter to the READY condition, D3 alight.

Resistor R2 straps IC1 trigger, pin 2, to the positive supply rail making it immune to false triggering from noise spikes etc. R3 affords similar immunity to IC2 reset pin.



**CIRCUIT BOARD**

Most of the components were mounted on a small piece of 0.1 inch matrix stripboard size 18 strips × 30 holes.

As a precaution, IC2, because it is a CMOS device, was mounted in a d.i.l. socket to avoid contact with the soldering iron. This is not essential, but advised. Begin by making the necessary breaks on the underside of the board as shown in Fig. 2 including the two board fixing holes. Mount the i.c. socket(s), link wires and other components as shown. Attach sufficient lengths miniature stranded cable to reach the case mounted components when assembled.

The wire leading to the eye should be the extra-flexible type to be found on test leads as this is very light and

## COMPONENTS

<b>Resistors</b>			
R1	220kΩ	R4	10kΩ
R2	4.7kΩ	R5	1kΩ
R3	10kΩ	R6	10kΩ
All ½ watt carbon ± 5%			
<b>Capacitor</b>			
C1	2μF 6V elect.		
<b>Semiconductors</b>			
D1, D2	1N4148 small signal silicon diode (2 off)		
D3-D12	TIL220 red l.e.d. (10 off)		
TR1	BC107 silicon npn		
IC1	555 timer i.c.		
IC2	CD4017 CMOS decade counter/divider		
<b>Miscellaneous</b>			
WD1	9V solid state alarm		
B1	PP3 9V		
S1	on/off toggle		
Stripboard 0.1 inch matrix size 18 strips × 30 holes; 16-pin d.i.l. i.c. socket; battery clips for B1; coathanger wire; mounting clips for l.e.d.s (10 sets)—optional; flexible wire and paper clip for eye and lead; case, Verobox type 202-21030K or similar.			

See  
**Shop  
Talk**  
page 792

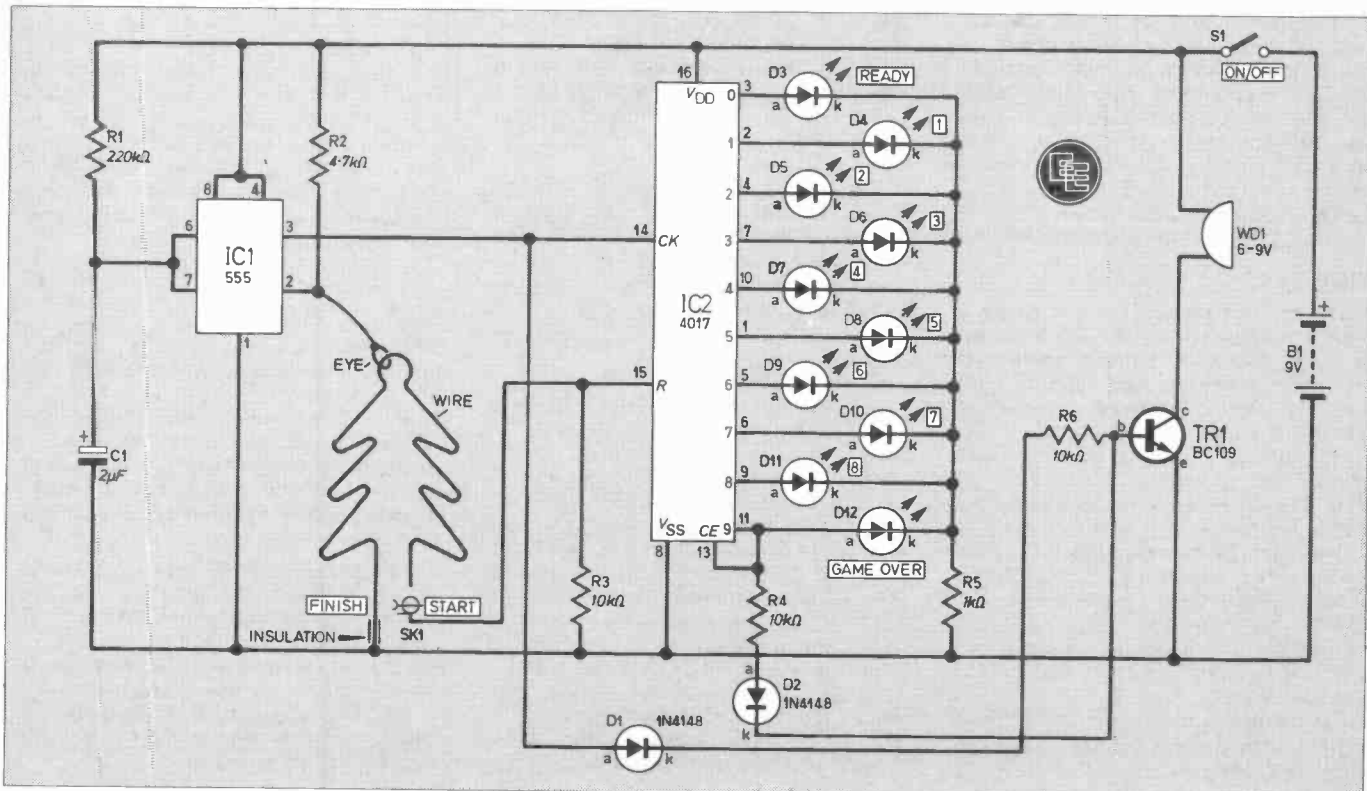
durable and will not break as easily as ordinary stranded wiring.

The solid state alarm in the prototype was attached to the circuit board by means of self adhesive foam pads which the author found to be adequate. Insufficient space is available on the existing board layout to use screw fixings for this. Alternatively, the device can be mounted directly to the case by whatever means desired.


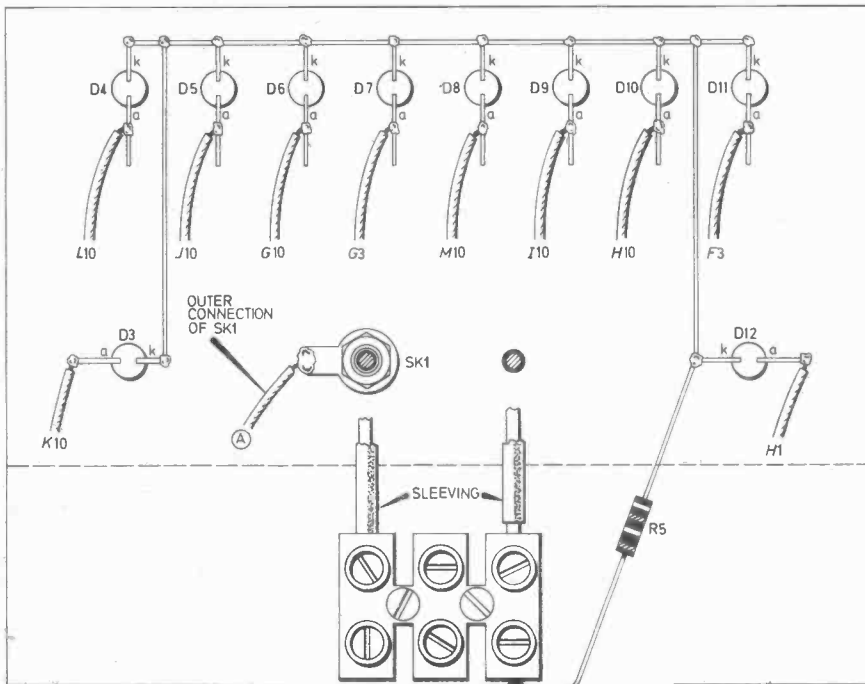
**PANEL COMPONENTS**

The next stage is to drill the fixing holes for the panel mounted components. Retaining clips or glue for the l.e.d.s on the top panel were not found to be necessary as the holes for these were drilled to be tight and friction held. The exact size of the drill will vary according to l.e.d.s obtained. Alternatively clips or glue may be used. Drill two holes in the

Fig. 1. The complete circuit diagram for the Live Wire Game.



# Live Wire Game



Photograph above shows an external view of the game. The shape of the wire and loop and also SK1 can be clearly seen.


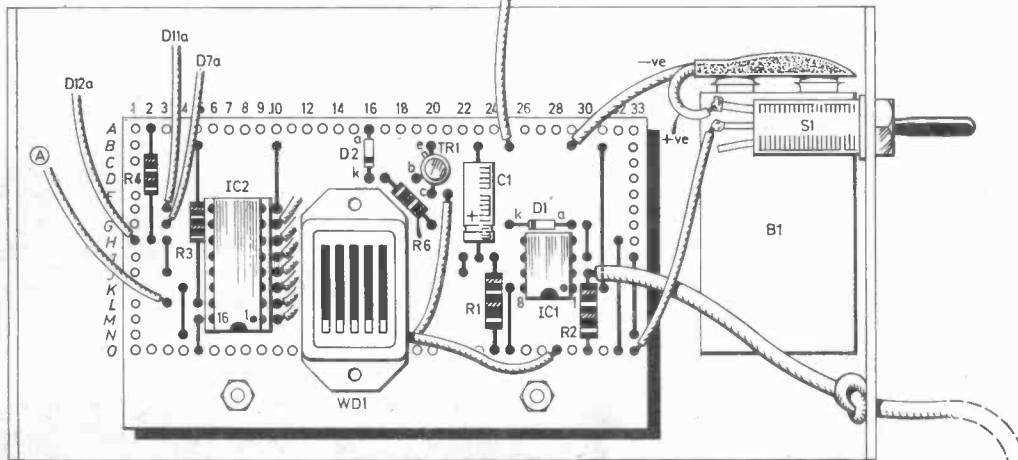



Fig. 2. Shows the layout of the components on the topside of the stripboard, breaks to be made on the underside and complete interwiring.

**COMPONENTS**  
approximate  
cost **£8**





The completed prototype prior to the case being screwed together.

case a distance apart to suit the parallel ends of the "Wire" shape. In the prototype this was made from coathanger wire, bent to resemble a Christmas Tree so as to be topical at this time of year.

A phono socket was found to be a convenient method for bringing the reset connection to the front panel around the Wire at the start end, the earth tag being used for this purpose. A screw type terminal block was found to be a suitable clamp for the Wire shape and was mounted to the case side via threaded spacers. Short lengths of sleeving cover the ends of the Wire to provide non-active or safe regions at the start and finish.

Fit the board to the case and the Wire to the terminal block and then this to the case, not forgetting the connection to be earth tag on the phono socket.


With all the l.e.d.s fixed in position and their cathodes (k) aligned, a busbar can be soldered to the array as seen in Fig. 2 followed by the appropriate lead from the board to each of the l.e.d. anodes. Fix the on-off switch in position and connect to the remaining battery lead and complete the interwiring as shown. A knot was tied on the external lead prior to passing through a small hole in the case end. This is in order in this low voltage wire and prevents any stress at its soldered location on the board.

The eye was constructed from a paper clip formed with a pair of pliers, see Fig. 2. The eye diameter was made slightly larger than the phono socket and this was found to be a suitable size for the Wire tree made from a metal coathanger as mentioned earlier. A piece of coloured tape over the solder connection of the paper clip/lead enhances the appearance and provides a suitable handle for the eye.

It only remains to fit the battery and label the unit as shown in the photographs. A self-adhesive foam pad was used to secure the battery to the case.


### PLAYING THE GAME

The object of the game is to move the eye from start to finish without touching the Wire. Each touch will be recorded and signalled by the buzzer sounding for a short time and an l.e.d. illuminating respectively. The number of touches is read from the numeral above the l.e.d. position as shown in the photographs. On the ninth however, the last l.e.d., labelled GAME OVER, remains lit and the buzzer sounds until reset; the latter occurs when the eye touches the phono socket, or the unit is switched off. □



## JACK PLUG & FAMILY...

BY DOUG BAKER



**T**HIS LAMP FLASHER has been specially designed for use in conjunction with a standard set of Christmas lights. This unit flashes the lights repeatedly at any desired interval, ranging from approximately five times per second to roughly twice a minute.

Featured in this simple design is a bypass switch which will, if required, override the Flasher and cause the Christmas lights to be continuously illuminated.

At this stage no doubt some readers will be wondering what value a unit like this can have when sets of flashing lights are of course already available on the open market. This is a valid comment, and the answer lies in the fact that the flashing rate of this unit is variable, therefore almost any effect can be obtained, according to your own tastes and requirements.

Furthermore, the bypass switch enables you to revert to continuous illumination should you wish to do so.

Unlike several previous circuits, this design is fully solid state. There are no clicking or clattering relays—instead a thyristor is used, resulting in totally silent and reliable operation.

#### CIRCUIT DESCRIPTION

The circuit diagram of the Tree Lights Flasher is seen in Fig. 1. The heart of the design is IC1, a 555 timer i.c. connected as a standard astable multivibrator.

An astable is a circuit which, in effect, produces a steady stream of square waves on its own accord, without the need for a triggering signal.

Here the frequency of the square waves is determined by VR1a and VR1b, plus capacitor C2. Resistors R4

and R5 are included as a precaution and they also set the maximum frequency of operation. Note that VR1 is a dual-ganged potentiometer.

#### FREQUENCY

With the values of components shown, the frequency can in theory be varied from about 4 cycles per minute (0.06Hz) to about 6 cycles per second (6Hz). In practice however, components have manufacturing tolerances, so that values slightly adrift from the theoretical figures may actually be generated.

The output square wave at pin 3 drives the gate terminal of CSR1 through attenuator R1 and R2. This is a thyristor which completes the mains voltage circuit to the Christmas lights, causing them to flash in sympathy with the square wave.

The l.e.d. D3 acts as a "repeater" pilot light on the control unit. The bypass switch S1 will, when closed, present a continuous signal to the thyristor gate. The Christmas lights will then illuminate continuously. The presence of D4 ensures that the i.c. will not be damaged by current sinking into the output pin of IC1 when S1 is closed.

#### THYRISTOR

One thing to note is that the thyristor conducts in only one direction. The effect of this is that one half of the mains a.c. cycle is lost as the thyristor will block current in one direction. This is deliberate. In general it is thought that this will increase the life of the bulbs in the chain.

BY A.R. WINSTANLEY

# TREE LIGHTS FLASHER

The power for the i.c. oscillator is derived from a standard full-wave arrangement, in which mains voltage is stepped down by T1, rectified by D1 and D2 and then smoothed by C1 to produce a d.c. output of about 9V.

In this design, no part of the circuit must be earthed. Only a live and neutral input is needed and no earth will be required.

## CONSTRUCTION starts here

### CASE

The housing used for the prototype of this project is a standard all-plastic Verobox type 202-2103G, measuring 188×110×60mm. A metal or part-metal case should not be used.

The components themselves are mounted upon a 75×50mm printed circuit board, see Fig. 2. A glass-fibre p.c.b. is preferred since this has much greater strength than s.r.b.p.

There is a mixture of both low d.c. and mains a.c. voltages on the board, and so if you etch your own p.c.b., take extreme care as errors or flaws could have unexpected and dangerous results to say the least.

Solder all the components onto the p.c.b. as shown. The majority of parts are polarity sensitive so insert them the right way round. Use an 8-pin d.i.l. socket to carry IC1. Do not forget to solder in the small link wire. This can be made from 22 s.w.g. tinned copper wire.

On one edge of the box are mounted the l.e.d. D3 (use a panel

## COMPONENTS



COMPONENTS  
approximate  
cost **£11.00**  
excluding case

**Resistors**  
 R1 680Ω  
 R2 100Ω  
 R3 560Ω  
 R4 4.7kΩ  
 R5 4.7kΩ  
 All ¼W carbon ± 5%

**Capacitors**  
 C1 1000µF 16V elect. axial mounting  
 C2 15µF 16V elect. axial mounting

**Semiconductors**  
 IC1 NE555 timer i.c.  
 CSR1 C106D 400V 4A thyristor  
 D1,2 1N4001 50V 1A silicon rectifier diode (2 off)  
 D3 TIL209 red l.e.d.  
 D4 1N4001 50V 1A silicon rectifier diode

**Miscellaneous**  
 VR1 470kΩ lin. dual ganged potentiometer  
 T1 mains primary, 6-0-6V 100mA secondary  
 S1 single pole, push-on, push-off switch  
 FS1 1A ¼ inch cartridge fuse and panel mounting holder.  
 Case, 188 × 110 × 60mm, Verobox 65-2522K or similar; printed circuit board, 75 × 50mm; four-way 5A screw terminal block; 8-pin d.i.l. socket for IC1; panel clip for D3; knob; 4BA and 6BA nylon nuts and bolts; twin core 3A mains cable; 3A cable and light gauge wire for internal connections; grommets (2 off).

See  
**Shop  
Talk**  
page 792

clip), the bypass switch and the dual potentiometer, which should be fitted with an all-plastic knob.

The other end carries the panel-mounting fuseholder (which should be of an approved safety type) and the cable inlet. The mains input cable should pass through a grommet in the case and be fitted with a cable retaining clip so that it will not pull out.

### CHRISTMAS LIGHTS

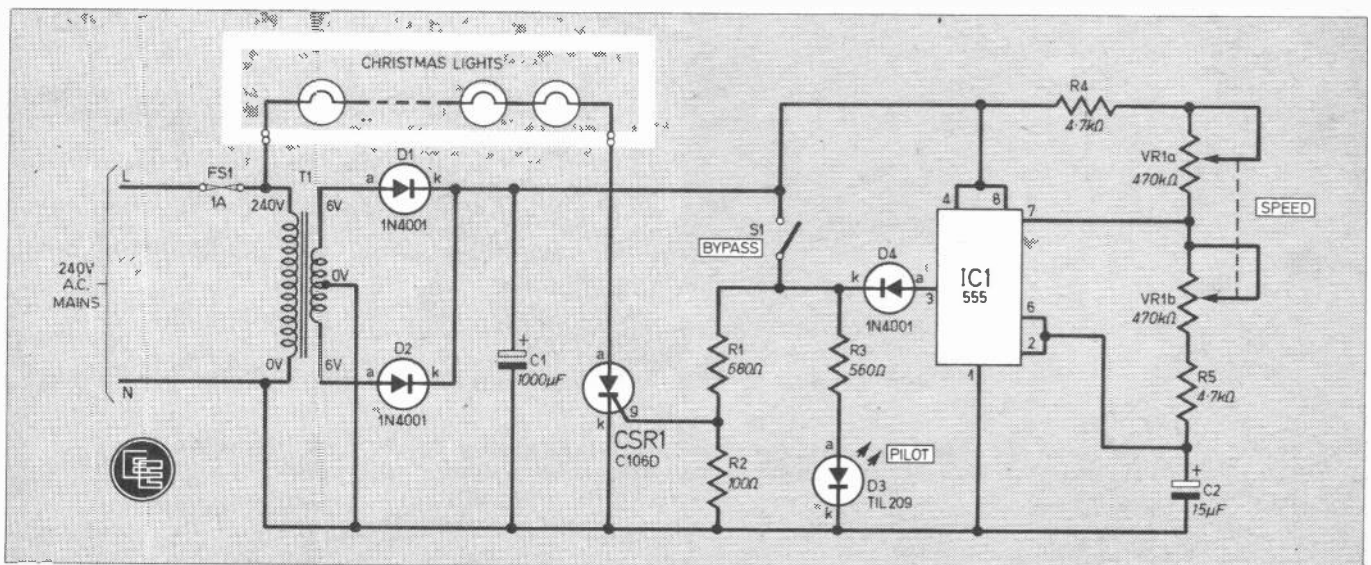
Connections to the Christmas lights are made at a four-way terminal block. The flex from the lights passes through a grommeted hole adjacent

to the fuseholder to the appropriate terminals on the block. The terminal block also carries further connections for the transformer as illustrated.

The interwiring diagram is shown in Fig. 2 and this is largely self-explanatory. Do not overlook the subsidiary interwiring between the tags of VR1. Use Veropins on the p.c.b. where flying leads are taken off. Make sure that all mains wiring is of an adequate rating. The minimum should be 3A.

All fittings must be bolted down with non-conducting nylon hardware. Do not overtighten the nylon nuts because it is quite easy to strip the threads.

Fig. 1. Complete circuit diagram of the Tree Lights Flasher.



# TREE LIGHTS FLASHER

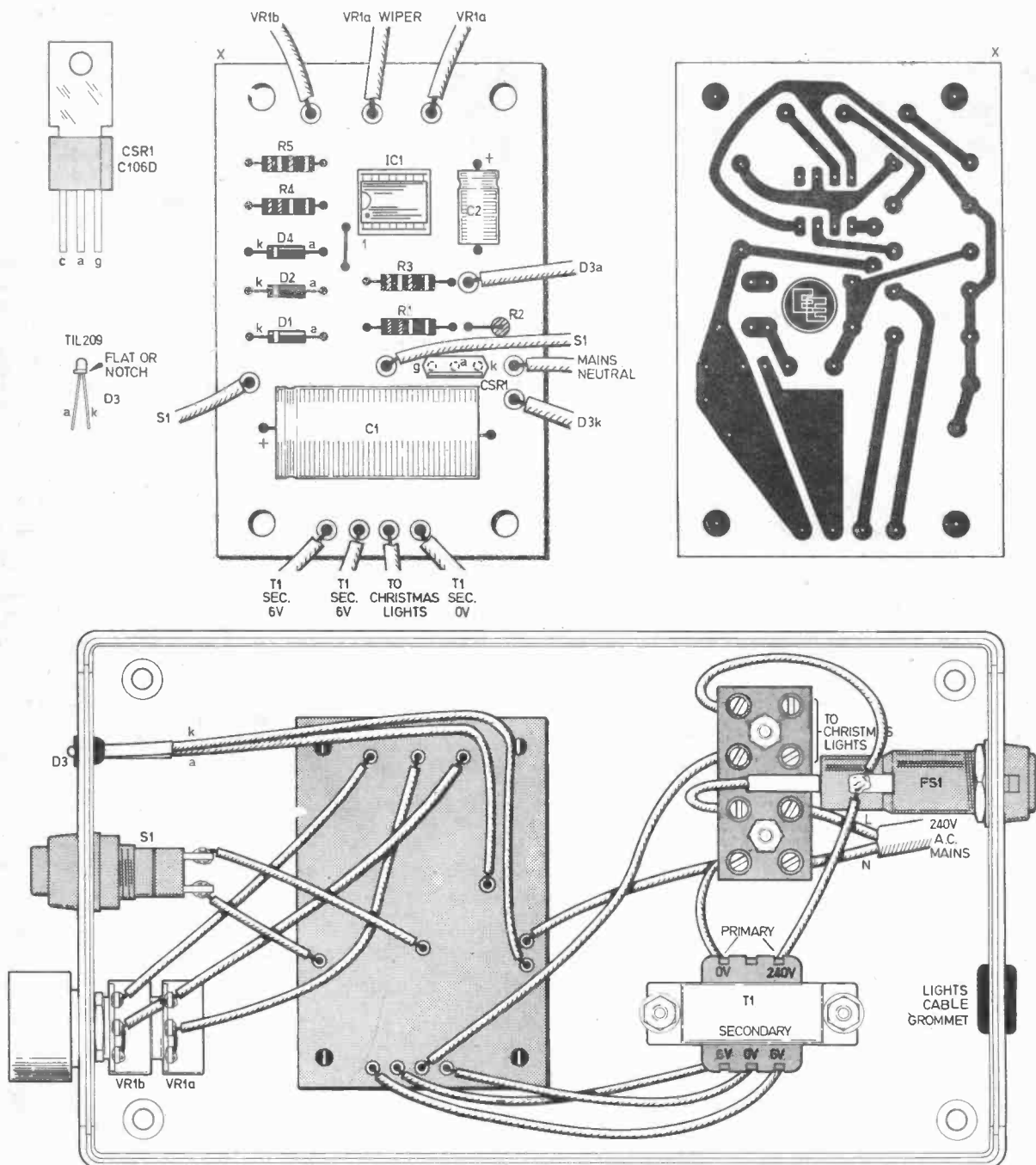



Fig. 2. Circuit board layout and interwiring details. Note that the lights are attached directly to the terminal block. Their cable should be secured inside the case once it has been connected up. If an alternative case is used, this *must* be an all plastic type.



The completed unit with the lid removed. The circuit board and associated components can be seen quite clearly. At this stage the lights have not yet been attached.

Should you wish to letter the case, do this before any parts are fitted down onto the box. Use rub-down dry transfer lettering, and then carefully apply a couple of coats of protective lacquer.

### SETTING UP

With construction complete, thoroughly check out all the wiring. Do not connect up the Christmas lights yet, but set VR1 fully clockwise for maximum speed.

Plug the unit into the mains and switch on. The pilot l.e.d. should be flashing rapidly. If it is continuously alight then check whether S1 has been closed.

Rotating VR1 gradually anti-clockwise should reduce the speed of the flashing. If this is so then completely unplug the unit and then feed the flex from the lights through the hole in the case, secure the cable and then connect it to the output terminals of the terminal block. Close up the case and then switch on.

The Christmas lights should be flashing at a speed determined by VR1. A slight flickering may just be detectable in some cases. This is unavoidable and is caused by the rectifying action of the thyristor.

The range of speeds available on individual models may not suit the constructor. By replacing C2 it is possible to adjust the general frequency range. Increasing C2 will slow down the flasher, and vice versa. The capacitor value should lie between 10 microfarads and 47 microfarads, but no doubt experimentation will produce the best compromise. ☞



### Friendly Dealer

I have, in each of my last two articles, delivered a small homily on ordering components and hope that my suggestions have proved useful. Just to wrap up the subject for another year I will only add this.

Your average component dealer is not in it, as a way to riches, as I have said previously, if this were so, he would do better selling fish and chips. He is in the business because he is an electronics enthusiast. It therefore follows that he will help a fellow enthusiast whenever he is able to do so.

Naturally, it is only fair to confine your questions mainly to the supply of electronic components, but if in difficulty don't hesitate to call in your friendly component dealer. You will find he is more helpful than your friendly Bank Manager and he doesn't pop out of the bedroom wardrobe and make a pass at the wife.

I do very occasionally like to mention our problems, if only to justify why we cannot always give the service we would like to. For example, in the last 12 months there has been a growing tendency for our suppliers to put up the

value of the minimum order they will accept.

For several years, many firms have been insisting on a minimum order of £20 to £25, but lately, no doubt due to pressure from some of their bright accounting boys, they have pushed it up to £75 and £100. Now the poor old dealer who wants a dozen knobs, might stretch a point and go to £20 or £25's worth but £75 or £100's worth is out of the question and the nett result is, that another item disappears from his stock.

I know the accountants can make out a good case for it but I am not yet convinced that it is not a short sighted policy.

### Electric Car

We all like to indulge in a little fantasy sometimes and I like to imagine one day opening my copy of EVERYDAY ELECTRONICS and seeing a constructional project for an *Electric Car!* I expect by the time that happens, I shall be driving a medium sized cloud, or be solely dependent on wing power.

Perhaps that is being unduly pessimistic, because already in the States one of the oil companies has developed

a car that will do 55 miles per hour and cover 250 miles at a charge. The running costs should be pennies and with no gear box or clutch, the maintenance costs should be much lower. Within a year the company hope to be turning out 100 units a week and they estimate the potential market as being around 230 million!

The L.E.B. were given the job, a few years ago, of evaluating the Electric Car, admittedly using the old type of lead acid battery, and my brother, who is in communications, had one to try out. He told me it was quite a fun thing to drive and there was no worry about starting on a cold morning or frozen radiators, the acceleration was unbelievable, in fact there was only one thing that he found disconcerting. To reverse you simply pulled out a small knob on the dash board and you could go as fast backwards as forwards!

### Sweeping the Air


I have been doing some research prior to writing an article, on the radios used by prisoners of war, in places like Colditz. I am very fortunate in having a friend in the Imperial War Museum, but while I was intrigued at the ingenuity shown in hiding the illicit receivers (one was hidden in a false broom head used to sweep out the compound, another in a shoe with a false bottom) I was surprised at the construction.

I thought they would be made out of old cocoa tins from Red Cross parcels. Instead, I found they had German valves and transformers in them, which looks as though there must have been a little bribery and corruption taking place.

I feel sure there are many stirring tales still to be told and in this connection I am still very short on many details, so if any of our readers can help me, I should be most grateful.

# Stone-Paper Scissors Game

BY E.M. LYNDSELL



**M**ANY games are played in school during break-time (and in class-time) but one that remains in the authors mind is called Stone-Paper-Scissors.

This is played by two people using hand signs to represent each of the above articles. A fist denotes stone, two pointing fingers, scissors, and an open hand, paper. The idea is to produce one of these signs at the same time as your opponent. Paper will wrap a stone, so paper wins; stone blunts scissors, so stone wins; and to complete the ring, scissors cut paper so scissors win. The first one to reach five individual wins (a draw not counting) is the overall victor.

At first it is pure guess-work attempting to beat your opponent, but as the game progresses, and information is gathered, by both players regarding their own "play" and that of their opponent, it becomes a contest of the mind.

In the project to be described here, the hand signs have been replaced by push-button switches, and a display panel shows the sign that has been played and indicates by means of a lit bulb who has won, or a draw if this occurs.

## CIRCUIT DIAGRAM

The circuit diagram of the game is shown in Fig. 1. As shown the upper section of player A's switches are matrixed in all combinations with the same sections of player B's switches. Only when both players push a switch do any lamps light up.

The transistors act as electronic switches that only turn on when two specific conditions are met. These are a positive voltage on the base terminal and a negative voltage on its emitter terminal. For example, if player A presses S3, a positive volt-

age appears on the base of TR4, TR8 and TR3 via steering diodes D2, D6 and D7 and current limit resistor R1. If player B now operates switch S5, the battery negative plate is connected to the emitter of TR4, TR5 and TR6. The only transistor where both conditions are met is TR4. Consequently, this transistor turns on. Its collector falls to near battery negative voltage causing LP4 to light and indicate that player A has won.

Also, when these two switches are made, the circuit containing LP3 and LP8 and the battery is completed

## COMPONENTS



### Resistor

R1 1k $\Omega$   $\frac{1}{4}$ W carbon  $\pm$  5%

### Semiconductors

D1-D9 1N4148 or similar silicon type (9 off)  
TR1-TR9 BC107 silicon npn (9 off)

### Switches

S1-S6 double-pole push-to-make, release-to-break (6 off)

### Miscellaneous

B1 9V type PP3, PP6, PP9, 1289 (2 off)—see text.  
LP1,2,3,7,8,9 6V 60mA m.e.s. bulbs (6 off)  
LP4,5,6 12V 60mA m.e.s. bulbs (3 off)  
Stripboard: 0.1 inch matrix size 18 strips  $\times$  30 holes; panel mounting m.e.s. lampholders (9 off); battery clips to suit B1; 6BA hardware; cases (3 off) see text; 7-way miniature cable (stranded preferred) length to suit.

See  
**Shop  
Talk**  
page 792

resulting in these lamps lighting up on the display panel. If either player for any reason presses two switches this is immediately detected by two of his switch status lights coming on as well as two lamps from LP4, LP5, and LP6 being lit.

To produce equal illumination from all lit lamps, the voltage rating of the status lamps is half that of the result lamps. The voltage of the battery may be varied to suit the bulbs obtained and required intensity with their current rating of course less than the maximum current capabilities of the transistors, which for the BC107 is 100mA.




## CIRCUIT BOARD

A small piece of stripboard size 0.1 inch matrix, 18 strips by 30 holes holds all the diodes, transistors and the resistor. See Fig. 2 for the layout details and the breaks to be made on the underside. As most of these components are semiconductors, care should be taken when soldering them in place as they can be damaged by

the heat from the soldering iron. The link wires should be connected first. Attach suitable lengths of lead to reach the case mounted components.

The case used in the prototype was plastic with a metal lid with dimensions of 160 x 95 x 50mm. With the lamp holders used, there was little room in the case after assembly, so these dimensions should be regarded as the minimum required.



Shows the completed prototype before final assembly.

## LAMP HOLDERS

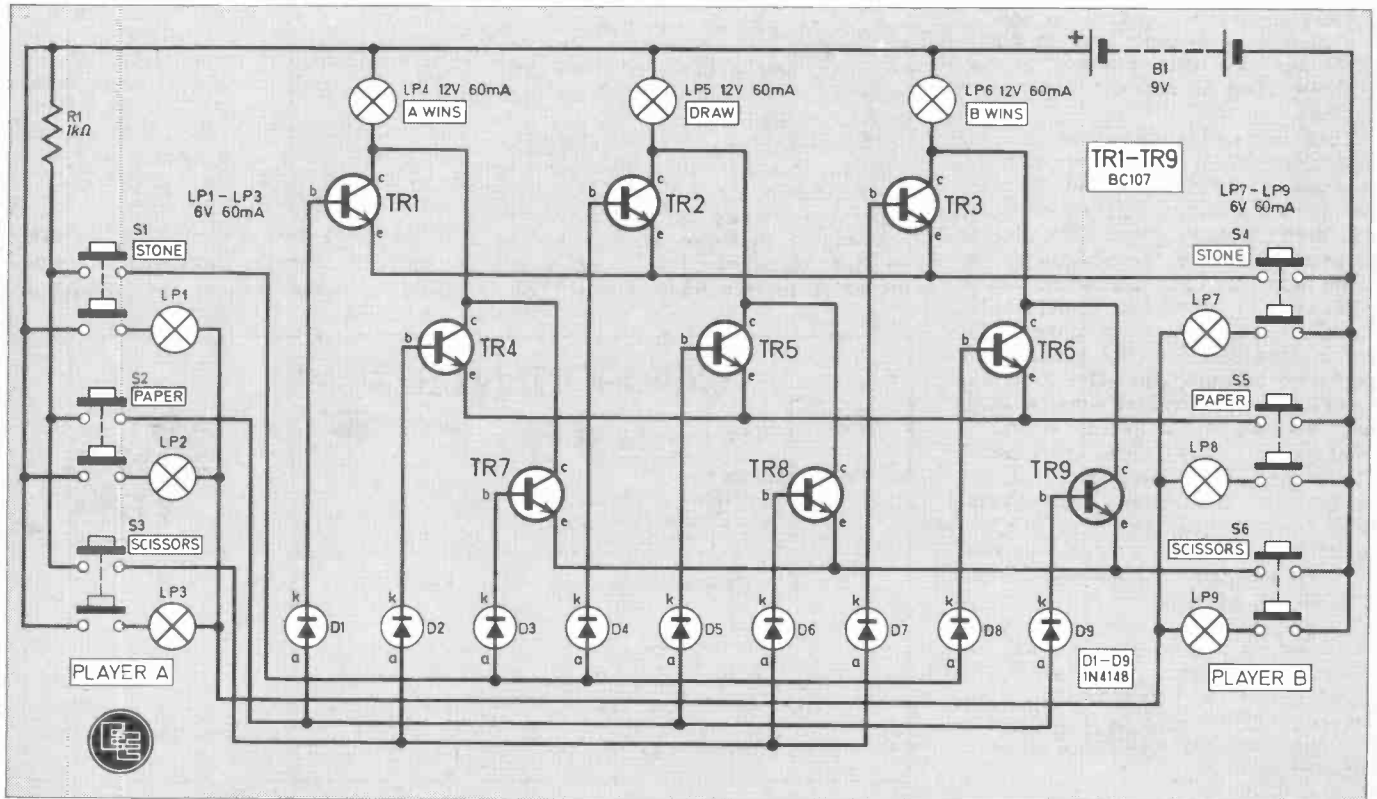
Prepare the lid to accept the nine lampholders and fit into position and interwire as shown in Fig. 2. Next wire these to the component board. The two cases for holding the push-button switches should next be drilled and the switches fitted and interwired.


Connect a suitable length of 7-way cable to each bank of switches and feed the other end into the main case through a small hole drilled halfway along the case side near to the base.

Sufficient length of outer sheath should be removed to allow the wires to be fitted to the component board and lampholders when the lid is removed from the case. Cable fixings are recommended to avoid strain on the wiring when in use. Finally solder on the battery connector and fit the board to the base of the case.

If a plastic case is used no spacers or insulation need be used between board and case when the board is bolted in position. Connect a battery,


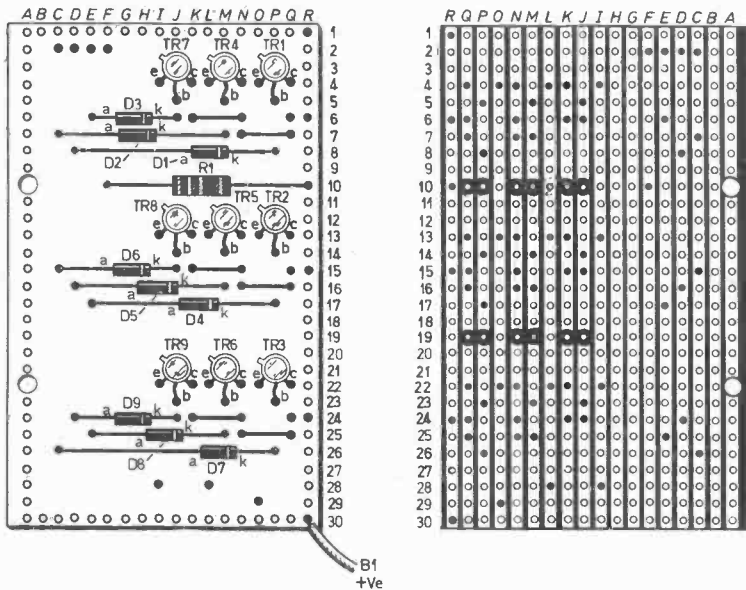
Fig. 1. The complete circuit diagram for the Stone-Paper-Scissors Game.



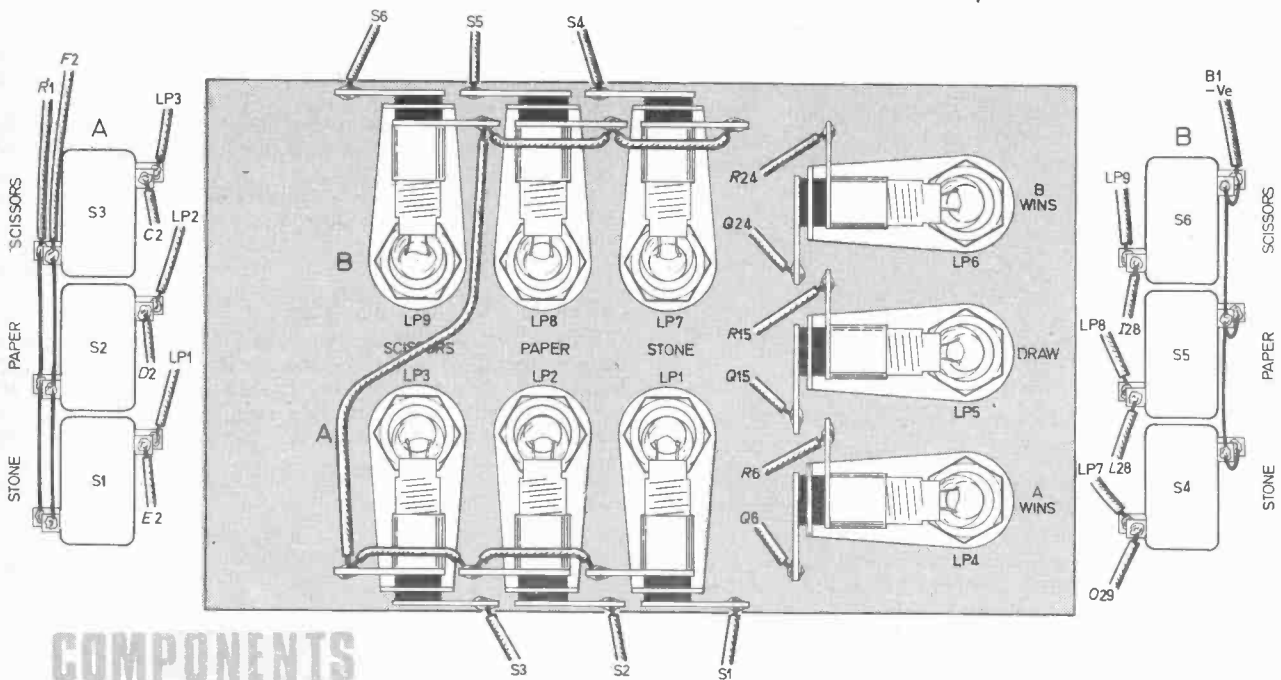


# Stone-Paper-Scissors Game

The completed unit showing labelling on the front panel.




Close-up view of the prototype component board.



**COMPONENTS**  
approximate  
cost **£6.50**  
excluding  
case

Fig. 2. Shows the position of the lampholders on the rear face of the top panel and wiring to the component board and remote switches. The layout of the components on the board and the breaks to be made on the underside are seen top left.





Position and interwiring of the switches in player A's control box.

sticky tape or adhesive foam sponge will hold it in place, fit the lid and the unit is ready to play.

### TESTING AND PLAY


First of all label all the switches and lamps as shown in the photo-

graph. Check all of the switch status lamps by holding down simultaneously a switch from each player's box in the nine different combinations. Check that the labelling between lamp and switch agrees. Finally check that the result lamps give the right answer for

each of the combinations according to the rules outlined in the opening paragraphs.

The two players should sit opposite each other with the unit between them. Each player should then press one of their switches not letting their opponent see which one has been operated of course. If the win lamp on your side lights, then you have won that particular round.

A PP3 battery will provide power for a moderate length of time with the current drawn by the lamps since this is only required for short lengths of time. For prolonged use, you are advised to use a more substantial battery e.g. a PP6 or PP9 or two 4.5V bell batteries connected in series. A larger case will be required in these instances. Alternatively, a socket may be fitted in place of the battery clips to enable power to be supplied by a battery eliminator. ☒



Readers' Bright Ideas; any idea that is published will be awarded payment according to its merit. The ideas have not been proved by us.

### DRILLING TEMPLATE

To assist in drilling holes for component leads in p.c.b. boards, I use a piece of Perspex about 5mm thick with holes drilled at spacings suitable for i.c.s and presets.

Positioning of the Perspex over the copper areas is easy as the p.c.b. pattern can be seen through the Perspex.

During drilling the Perspex is held in place with a spring clamp.

H. G. Hartog,  
Maungarati,  
New Zealand

### COMPONENT STORAGE

There are various ways of storing components, but transistors bring a very big problem since, there are a lot of types and it is rarely found that one has more than five of the same type. These are often difficult to store and locate. I thought that small cases would solve the problem so that the transistors could be stored in drawers or boxes. In looking for an ideal small case I found that the small cases of Instamatic camera flashes are ideal. You just carefully remove the bottom part (which will eventually form the lid) and then remove the used flashes. This can be used as a small case.

Pierre Mallia,  
Santa Lucia, Malta

### L.E.D. HOLDER

Sometimes l.e.d.s are difficult to mount into a display panel. This problem can be simply alleviated by using a rubber grommet as a l.e.d. holder.

The grommet chosen should have an internal diameter slightly less than that of the l.e.d. and is first mounted in the panel in the usual way.

The l.e.d. can then be pushed through from behind and is held tightly. The end result gives a pleasing appearance.

David Hall,  
Selby, West Yorkshire

### SPEAKER CLOTH

Lately when faced with the problem of what to use as a speaker covering in a small project, I came up with the following solution.

I purchased a new potato sack and cut out a piece. This was then glued in place over the aperture in the case and the speaker glued on top of it.

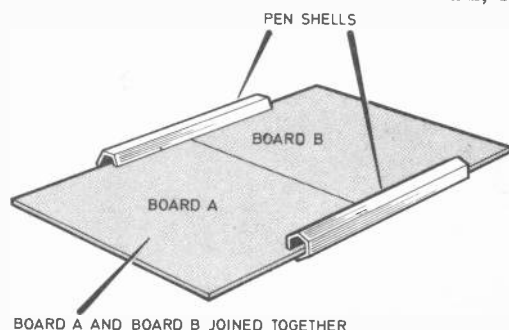
The end result looked very professional and the sound escapes quite freely through the tiny holes in the fabric.


R. Mountford,  
Shaftesbury, Dorset

### CIRCUIT BOARD JOINER

I have found an inexpensive way of joining two circuit boards together by using the shells of exhausted ball-point pens of the disposable type. Start by cutting a slit down the pen case and then simply slide it along the sides of the circuit boards and across the join to hold them together.

Irwan Owen (aged 14),  
Cobham, Surrey





**By Dave Barrington**

### Component Buying

Before looking at the first influx of the new seasons catalogues we should like to make a couple of points about component buying.

The majority of constructors obtain their components by mail order. Therefore, the first step should be to obtain at least three or more catalogues from different advertisers.

The charge from these varies from a few pence upwards to approximately one pound. Sometimes the outlay for catalogues is redeemable with component order vouchers.

It is important to study these catalogues as it will help the constructor to familiarise himself with components and typical sizes and values usually stocked. Also, it can save money in the long run.

When ordering from a catalogue always follow any instructions contained therein. Most contain an order form on which the stock number, quantity and price should be entered clearly. To help cut down on the number of mis-directed parcels always print name, address and post code in block capitals.

If an order form is not supplied, always follow the recommendation given in the particular Components List contained in the published article and use types specified. If in doubt, cut out the list or better still make an exact copy and send this to the advertiser, including the title of the project and issue date it appeared.

### Catalogues

We have often used the name of Maplin when recommending a standard for components catalogues and a mail order service *par excellence*.

For those not in possession of their latest 280 page components catalogue (price £1.16 including post and packing) we strongly recommend you do so. If W. H. Smiths consider it good enough to sell through their shops (price £1.00), it must be better than average.

As a back-up to their catalogue they issue regular editions of a *Newsletter/Price List*. This can contain up to 30 pages of latest information on prices, new lines and special bargain offers. To be added to their mailing list cost only 30p and is well worth the investment.

Another catalogue that is a must for constructors is the Home Radio Components catalogue. Their latest edition contains 80 pages, lists over 2,000 items and costs £1.00 plus 50p postage and packaging.

Apart from the usual stocks of standard items like soldering irons, printed circuit board kits, semiconductors and cases, Magenta Electronics latest 52 page catalogue contains details of complete kits for many past projects published in this magazine.

Like most of our advertisers they issue separate price lists throughout the year.

Copies of the Magenta 1980/81 Catalogue can be obtained by sending six 10p stamps to Magenta Electronics Ltd., Dept EE, 98 Calais Road, Burton-on-Trent, Staffs DE13 0UL.

If it's tools you are looking for, then the 12-page catalogue from TRI-tronic Marketing Ltd may prove useful.

This catalogue lists an excellent range of side-cutters and pliers. For the constructor they have put together a "basic starter" tool kit in a plastics tool box. Included in the kit is a soldering iron and stand.

Copies of the Electronic Tools and Equipment Catalogue are available free from TRI-tronic Marketing Ltd, 75 Albert Street, Rugby, Warks CV21 2SN.

Coinciding with their move to larger premises, the latest components catalogue from Ace Mailtronix contains over 1000 stock items.

The catalogue is available now, price 30p, to mail order customers. This charge is refundable with subsequent orders over £5.—The catalogue is free to callers!

Note Ace Mailtronix new address is: Ace Mailtronix Ltd., 3A Commercial Street, Batley, W. Yorks WF17 5HJ.

### Late News

We have just heard that Watford Electronics are about to launch their new components catalogue.

This will be a 100 page effort printed on top quality paper and contain over 6,500 off-the-shelf items. The catalogue is lavishly illustrated and expected to sell for approximately 75p, including postage.

## CONSTRUCTIONAL PROJECTS

### Springline Reverberation Unit

The one project this month that looks as though it is going to cause most readers component sourcing difficulties will be the *Springline Reverberation Unit*.

The springline module used in this project is the Maplin XB84F Long Spring Line. Because of its overall physical dimension of 432mm long it makes any suitable commercial case, to house the circuit board and springline, fairly expensive.

As there seems ample room in the prototype layout for plenty of space saving, one possible answer would be to purchase some aluminium sheet and bend it to form a U-shape chassis; one side forming the front panel and the other the back. The circuit board could be mounted on the front or back panel.

To complete the case, the chassis can be surrounded with a wooden (battens) framework covered with hardboard or veneered plywood.

When ordering the transistor TR1 be sure to specify the L in BC184L. The leadout configuration for the BC184 is in a different order.

### Two Note Door Chime

The next on our list for particular care when purchasing components is the *Two Note Door Chime*.

It is most important that for IC2 the CD 4011A (without static protection) be used. The CD4011B is *not* suitable as the static protection circuits incorporated in this i.c. prevent proper operation of the tone generators.

We have ascertained that Watford Electronics are able to supply the CD4011A.

It is also necessary to use tantalum capacitors where specified in the circuit because of their excellent low leakage factor.

Be extra careful when handling the CMOS i.c.s and only insert them in their sockets when all wiring is completed and the unit is ready for testing.

### No Entry Indicator

The first in our new *I.C. Uniboards* series covering simple integrated circuit (i.c.s) designs is the *No Entry Indicator*.

Most of the components should be readily available, but the Hekla rocker switch S1 would appear to be only listed by Maplin Electronic Supplies.

### Paper-Scissors-Stone Game

Only the push switches called for in the *Stone-Paper-Scissors Game* are special to this project. These are the Castelo double-pole push-to-make, release-to-break types stocked by Electrovalue.

Of course, any similar action types may be used but those listed were chosen for their price.

### Tree Lights Flasher

All components for the *Tree Lights Flasher* are standard items and should be stocked by most component suppliers.

Looking through the advertisement pages we see that Micro Circuits are currently offering the C106D thyristor at a special price of 30p each.

### Table Decoration

The integrated circuit used in the oscillator section, IC1, of the prototype version of the *Table Decoration* is the CD4001AE. As we have been unable to try the B series, with static protection, we strongly recommend that readers purchase a device with the suffix AE as incorrect operation of the oscillator may be experienced with the "B" devices.


The prototype model used the MM74C-174, but we have specified the CD40174 as this appears to be more readily available.

### Breadboard Exhibition

If you would like to see some of this month's, past and *future* projects in operation, why not pay us a visit at the Breadboard '80 exhibition.

EVERYDAY ELECTRONICS will be exhibiting on Stands J7 and J8. Amongst our displays for the future will be an Ultrasonic Intruder Detector and a Horse Racing Game.—Come and try your luck!

The Breadboard '80 show is being held at the Royal Horticultural Halls, Elverton Street, Westminster, London, SW1 from 26 to 29 November.



by A.P. DONLEAVY

# Table decoration

THIS article describes the construction of a decoration which uses an arrangement of l.e.d.s turning on and off to provide the attraction. The external design can be altered to suit the artistic taste of the constructor, as can to some extent, the electronic sequence. The electronic part of the project is easy to make, and the finished product can be effective, giving the constructor and his family a novel decoration for the imminent festive season.

## CIRCUIT DESCRIPTION

The sequence of events is such that the l.e.d.s turn on progressively in four groups until all are lit. The display then extinguishes itself for several seconds after which the l.e.d.s start to light again. The circuitry to achieve this is shown in Fig. 1.

IC2 contains six bistable flip-flops, four of which are used to drive the l.e.d.s. The operation of the flip-flops is as follows. Each flip-flop has two inputs, a data (D) and a clock (CK) input. When a positive pulse arrives at the clock, the output goes to the same state as the data input, e.g. if the data is at logic 1, then the output will also go to logic 1 when the next clock pulse arrives.

In this circuit the data input of each flip-flop is connected to the output of the preceding one, with the ex-

ception of the input of the first flip-flop in the chain which has its input strapped to the +ve supply rail via R4. Thus as each flip-flop turns on, it provides the logic 1 state to the next

flip-flop data input to turn on with the following clock pulse.

IC1 contains four CMOS NOR gates. Two of these gates, IC1a, IC1b, are connected as an oscillator to provide the

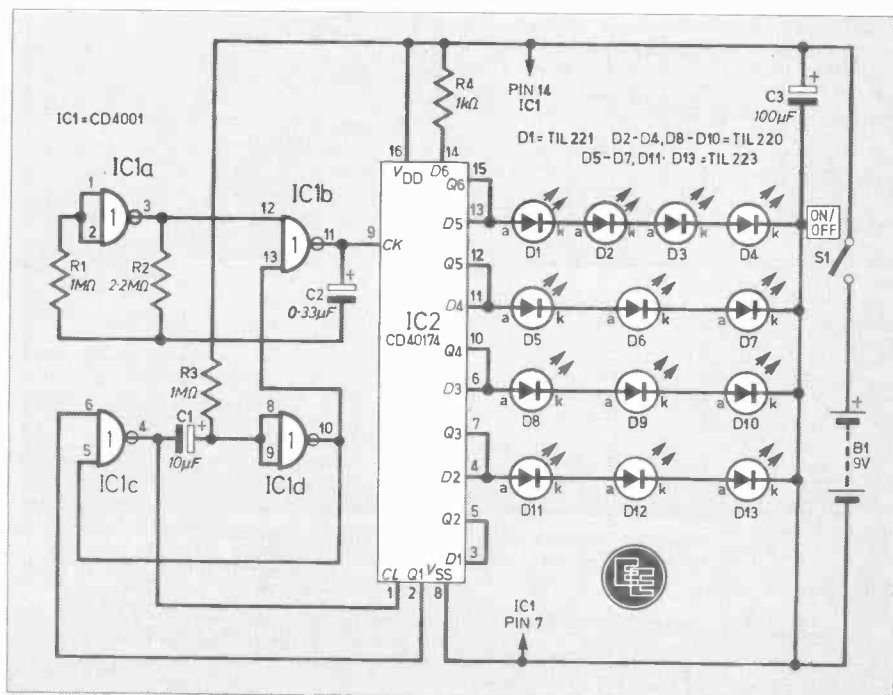


Fig. 1. The circuit diagram of the Table Decoration.

**COMPONENTS**  
 approximate  
 cost **£5.50**

# Table decoration

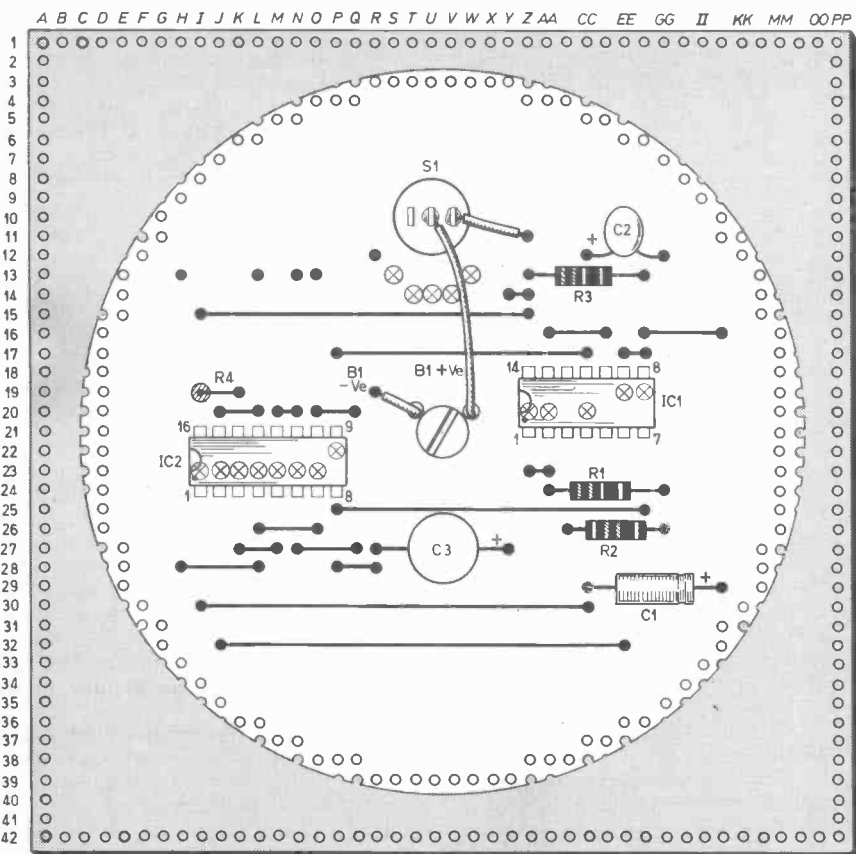
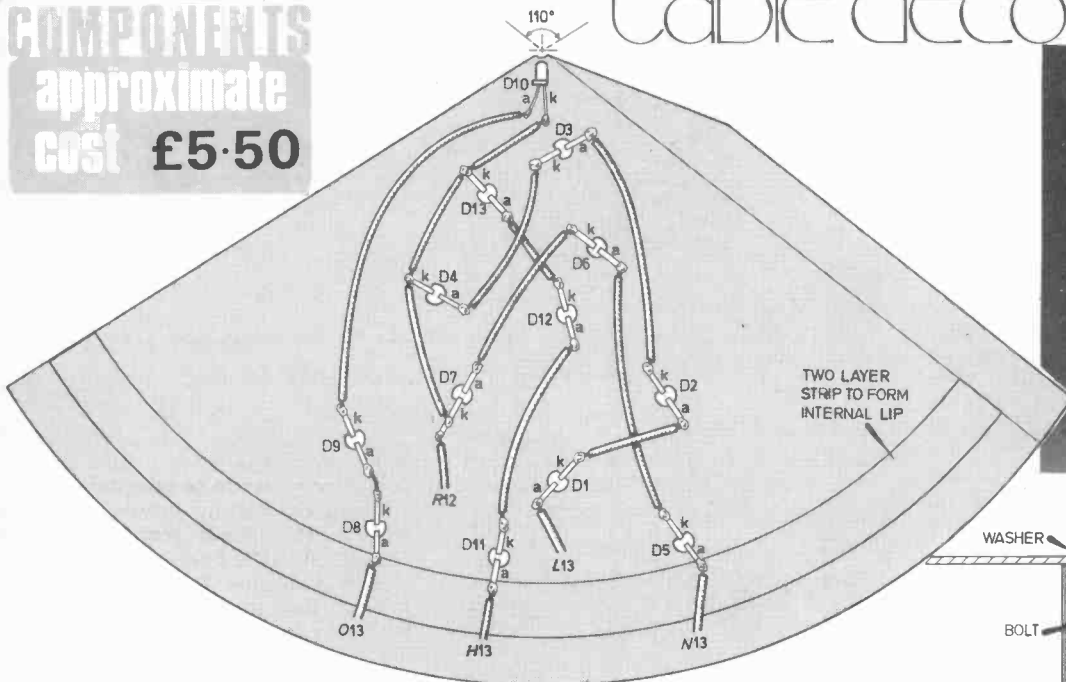


Fig. 3. Means of supporting the circuit board and paper tree using a hollow "tree trunk".



## COMPONENTS

### Resistors

- R1 1M $\Omega$
- R2 2.2M $\Omega$
- R3 1M $\Omega$
- R4 1k $\Omega$

All  $\frac{1}{4}$  Watt carbon 5% page 792

### Capacitors

- C1 10 $\mu$ f 10V elect.
- C2 0.33 $\mu$ f 10V tantalum bead
- C3 100 $\mu$ F 10V elect.

### Semiconductors

- IC1 CD4001 CMOS Quad dual-input NOR Gate
- IC2 CD40174 CMOS Hex D-type flip-flop (or MM74C174)
- D1 TIL221 0.2 inch green i.e.d.
- D2-D4 } TIL220 0.2 inch red i.e.d. (6 off)
- D5-D7 } TIL223 0.2 inch yellow i.e.d. (6 off)

### Miscellaneous

- B1 9V PP3—see text
- S1 on/off miniature toggle switch

Stripboard: 0.1 inch matrix 38 strips  $\times$  38 holes circular—see text; 14-pin d.i.l. socket; 16-pin d.i.l. socket; battery clip or socket—see text; lightweight stranded wire 22 s.w.g. tinned copper wire; materials for decoration.

Fig. 2. Top shows "development" of cone drawn half-scale with i.e.d.s positioned to give a display half-way round the cone which will appear similar to the display seen on the front cover. The i.e.d.s should be interconnected using lightweight stranded wire for ease of assembly.

The prototype model used a circular board, sawn and filed to shape. Other model shapes may allow a square or rectangular board to be used.

clocking pulses. The period of oscillation is determined by the values of C2 and R2. The shorter this period, the faster will be the rate at which the l.e.d.s light-up, and also the shorter the total duration of the display. The output from the oscillator, pin 11 IC1, is fed to the clock input of IC2, pin 9. All six flip-flops of IC2 have a common clock.

IC1c, IC1d are connected as a monostable which is used to provide the timing interval between the display turning off and starting again. One input (pin 6) of IC1c is connected to the output of the last flip-flop in the chain, Q1. When this turns on the monostable produces a positive pulse at pin 10 which is applied to IC1b, and stops it from oscillating. Also at this time the output of IC1c goes high and this is applied to the clear pin on IC2 which resets all the outputs of the flip-flops to logic 0. This turns off the display. The values of R3 and C1 determine this off period. At the end of the monostable pulse, the oscillator starts again, and the sequence repeats.

## COMPONENTS

The voltage drop across an l.e.d. when illuminated will vary according to its semiconductor material. In the prototype, red and green l.e.d.s with a voltage drop of 2 volts and yellow ones having a drop of 2.2 volts were used. Reasonable intensity was produced with a current of about 3mA.


When using a 9 volt battery, the output voltage level of each flip-flop in IC2 is just over 8 volts when supplying a current of about 3mA. This therefore sets the number of l.e.d.s that can be wired in series with each flip-flop output to a maximum of four red or green or three yellow types with specifications as stated above. Other varieties are available with different voltage drops so this parameter is important.

## L.E.D.s

The minimum number of l.e.d.s that can be connected in series must not be less than three in the circuit of Fig. 1 unless a series current limit resistor is included in its group, otherwise IC2 may be permanently damaged.

The number of l.e.d.s in the total display may be increased by adding another group connected to the unused flip-flop output (Q2). As well as this, the number of l.e.d.s in each group may be increased by running the system at a higher voltage bearing in mind the restrictions regarding output current and l.e.d. voltage drops mentioned earlier. Not more than 1.5 volts should be left to be "dropped" by flip-flop internal output circuitry.

Decreasing the values of C1 and/or R3 will decrease the off time of the



An exploded view of the near completed prototype.

l.e.d.s. However this will also reduce the battery life. With the values given the off period was about 10 seconds.



## ASSEMBLY

Begin by mounting the sockets which provide landmarks for the link wires that should be assembled next followed by the other components. Pay attention to capacitor polarities. Do not attach any flying leads for the l.e.d.s at this juncture.

The development of the cone is shown in Fig. 2. This is shown half scale. The position of the l.e.d.s shown here will produce a display similar to that shown in the photographs when the cone is rolled and glued together. You will notice that the display only occupies half the cone surface area. If you want coverage over the whole surface more l.e.d.s will be required otherwise they will be too spaced out. More l.e.d.s may be added as described earlier.

## CONE

It is advised that the l.e.d.s are assembled and interwired on the "flat" cone leaving sufficient slack, as shown in Fig. 2. The external surface of the cone should of course be decorated as required before wiring up. Use lightweight stranded p.v.c. covered wire. The l.e.d.s could be glued in place but this was not found necessary on the prototype where the mounting holes were made to be a tight fit.

A lip is formed near the base of the cone to seat the component board.

Two strips of the same paper shaped as shown in Fig. 2 were used for this and were found to be adequate.

When completely interwired, there will be four leads remaining to be connected to the board.

Roll and glue the cone along its joining flap and when set, connect the flying leads to the board.

The two wires passing through enlarged holes in the board to the battery connection should be connected next. They should be fed from below and threaded through the hollow "tree trunk" as shown in Fig. 3.

The tub used in the model shown was from the top from an aerosol can, large enough to accommodate a PP3 battery. Higher capacity batteries may be used, e.g. PP9, PP6 but would demand a much larger tub. Alternatively leads could run to a separate battery housing or a battery eliminator could be employed. This would require a suitable socket fitted to the tub in place of the battery clip.

## IN USE

Connect the battery of your choice and switch on. The four groups of l.e.d.s should switch on progressively one group after the other until all thirteen are lit. They will all then go off for about 10 seconds and repeat.

If all is well, the circuit board can be glued in place at the base of the cone, fitting up against the lip on the inside. This will ensure that the circuit board is perpendicular to the axis of the cone.

Should the constructor require a short "off" time and a long "on" time, then the battery consumption would probably be unacceptably high, in which case the unit should be powered by a 9V battery eliminator.


There are many other possibilities of designs. The display and electronics could possibly be fitted into a commercially produced decoration, or a hanging decoration could be made with a three-dimensional array of the l.e.d.s.

Best effect will be obtained when the decoration is sited in shadow. ☞

# ICs

## EXPLAINED PART 3

by J.B.DANCE M.Sc.



THE integrated circuits used in the signal frequency and in the intermediate frequency stages of radio receivers must be able to operate at much higher frequencies than the operational amplifiers and audio devices we have already discussed. However, many suitable devices are available from most of the large semiconductor device manufacturers.

### A.M. RECEIVERS

Most a.m. receiver devices have been designed for use in superheterodyne receivers, but we will first discuss a unique Ferranti device, the ZN414, which can be used in very simple a.m. receivers for local station listening. This device is especially suitable for the beginner; circuits using it have the advantage that no preliminary adjustments are required. The device has been designed for use in the frequency range 150kHz to 3MHz—which includes the whole of the medium and long wavebands, but the gain is quite low in the short wavebands.

### SIMPLE CIRCUIT

A very simple circuit using the ZN414 device to drive an earphone is shown in Fig. 3.1. The audio output from pin 1 of the ZN414 can supply only a very small current and

therefore the earphone used should have an impedance of not less than 250 ohms or the volume may be inadequate. The inductor *L1* is wound on a ferrite rod aerial for long or medium wave reception. A biasing current passes through *R1* and *L1* to pin 2 of the ZN414.

### PRECAUTIONS

The current required by the ZN414 is only about 0.5mA, but the amplification of the circuit is strongly dependent on the power supply voltage. As the ZN414 provides a gain of about 4,000 times (72dB), it is important that the leads to it should be kept as short as possible and that the output decoupling capacitor, *C3*, should be soldered close to the device.

The earthed side of the tuning capacitor (the moving vanes) should be connected to the junction of *R1* and *C1*. Failure to observe these precautions in any ZN414 circuit may result in instability.

### ZN414 WITH SPEAKER

A more complex ZN414 circuit incorporating an LM386 audio amplifier to drive a loudspeaker is shown in Fig. 3.2. The basic ZN414 circuit is similar to the Fig. 3.1 circuit, but *D1*, *D2* and *R3* form a simple voltage stabiliser which maintains the voltage to the ZN414 at about 1.3 to 1.4V. Other audio amplifiers using either an integrated circuit or discrete transistors can be employed instead of the LM386 circuit shown, but the LM386 offers one of the simplest possible circuits.

### FERRITE AERIAL

An aerial suitable for the ZN414 circuits is shown in Fig. 3.3. Either the medium or long wave coil is used, while the coils may be switched if a two band radio receiver is required. The coils may be fixed with polystyrene cement. The tuning capacitor should have a value of 150 to 250pF.

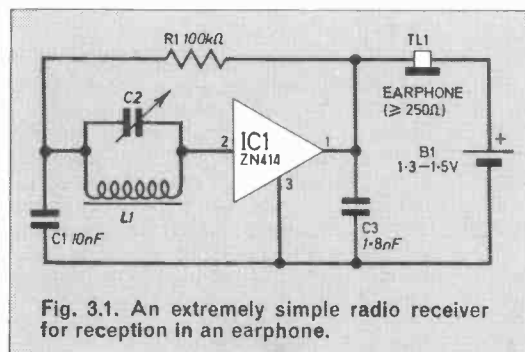


Fig. 3.1. An extremely simple radio receiver for reception in an earphone.

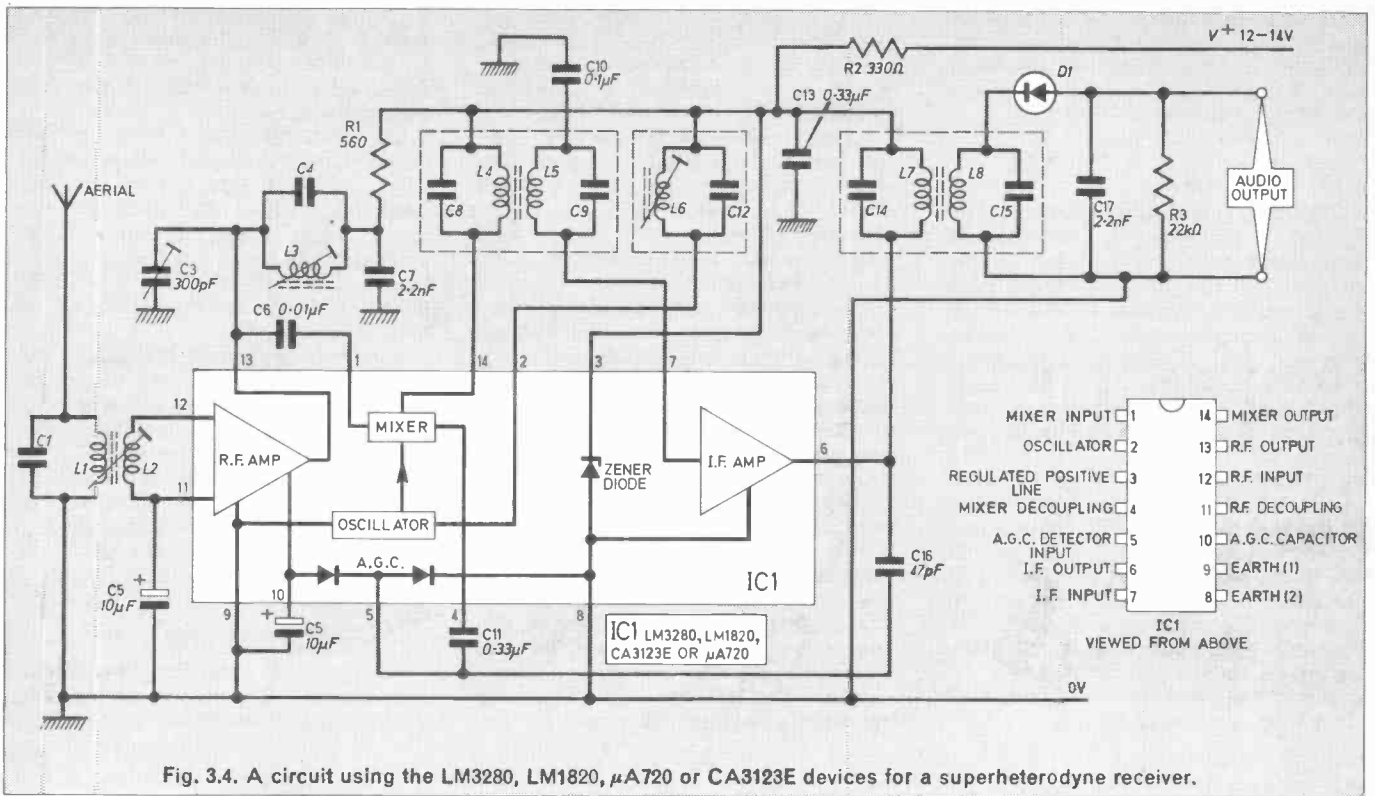
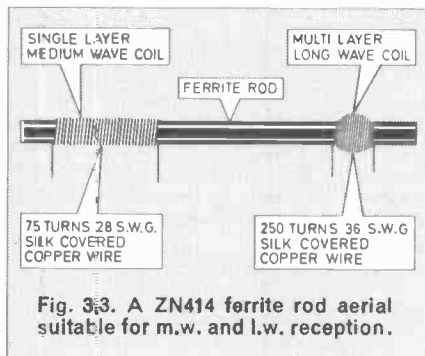


Fig. 3.4. A circuit using the LM3280, LM1820, μA720 or CA3123E devices for a superheterodyne receiver.



### A.M. SUPERHETERODYNE DEVICES

Integrated circuits designed for use in superheterodyne a.m. receivers are necessarily much more complex than the ZN414, but the high gain and selectivity of the intermediate stages of a superheterodyne receiver enables weak short wave stations to be heard. One well-known a.m. device for superheterodyne receivers is the SGS-ATES TBA651.

Another type of device is available from various manufacturers as the RCA CA3123E, the Fairchild μA720 and the National Semiconductor LM1820; the last device has now been replaced by an improved LM3280 device. All of these have provision for a signal frequency stage before the mixer, but other devices such as the RCA CA3088 and the Siemens TCA440 are for use in circuits where the mixer is the first stage.

A typical circuit for the LM3280, LM1820, CA3123E or the μA720 is shown in Fig. 3.4. The signal from the aerial is fed in pin 12; after amplification in the radio frequency stage it appears at pin 13. The circuit incorporating L3 is tuned to the incoming signal frequency which is then passed to pin 1 and hence to the mixer. It is now mixed with an oscillator signal of a frequency determined by the resonant frequency of the L6 circuit so that the frequency appearing at pin 14 (the mixer output) is the difference between the signal and oscillator frequencies. This difference or intermediate frequency has a constant value unaffected by tuning and is fed to the L4 tuned circuit.

The intermediate frequency is coupled into the L5 circuit and is fed via pin 7 to the intermediate frequency amplifier of the device. This provides an output at pin 6 to the output tuned circuit. After demodulation by the diode D1, the audio output is obtained.

The output signal from pin 6 is also coupled via pin 5 to the internal

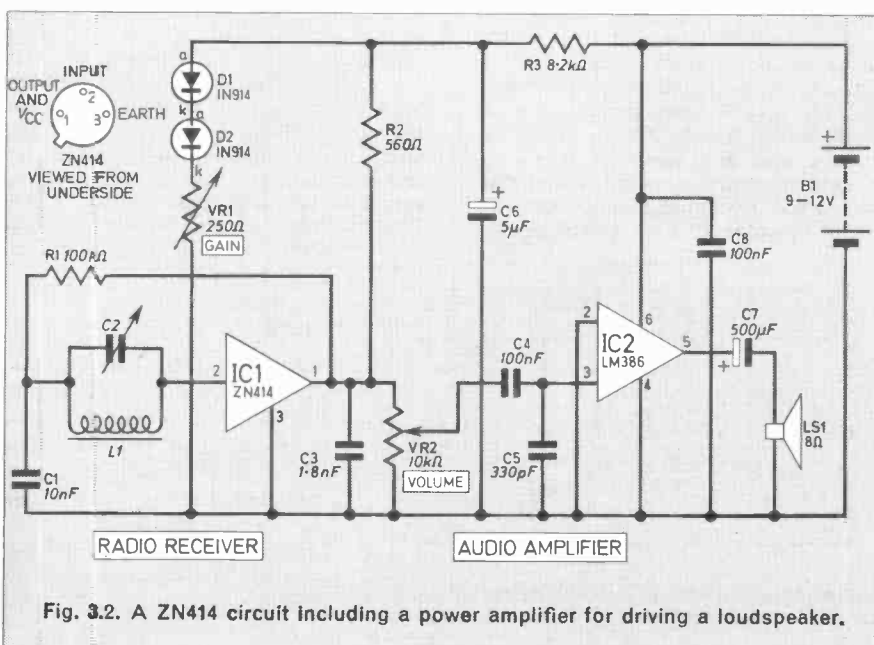


Fig. 3.2. A ZN414 circuit including a power amplifier for driving a loudspeaker.

automatic gain control circuitry which keeps the output level at pin 6 fairly constant by increasing the amplification of weak signals; it thus reduces the effect of fading.

### F.M. DEVICES

Incoming f.m. signals have a frequency of the order of 100MHz and few integrated circuits (such as the SD6000 and the TDA1062) have been made available for use at this incoming frequency. Inexperienced constructors are well advised to purchase a complete front-end, since an extra centimetre or two of wire at such frequencies can greatly affect the performance.

A front-end will provide a 10.7MHz output and it is easy for constructors to make an integrated circuit intermediate frequency unit to accept the 10.7MHz signal. Quite a number of devices are available for use at the 10.7MHz frequency. For example, the Fairchild  $\mu$ A753 is a good 10.7MHz amplifier and its impedance is matched to the 330 ohm ceramic filters for this frequency.

One of the most widely used demodulator devices is the CA3089 type, but this has to some extent been replaced by an improved version, the CA3189.

A high performance CA3189E circuit is shown in Fig. 3.5. The incoming signal is amplified by TR1 and TR2 and the four ceramic CSFE filters provide the selectivity. The signal then passes to the CA3189 where it is amplified and demodulated.

The device incorporates many features, including provision for an S-meter (signal strength meter) automatic frequency control output, automatic gain control output with the threshold at which the gain control becomes effective being controllable by a variable resistor, and signal muting to silence the receiver as one tunes between stations.

This type of circuit is suitable for high performance receivers in which the use of such an integrated circuit enables a much simpler external circuit to be made than would be possible with single transistors.

Unlike the 3189, the 3089 devices do not have a variable threshold for the

a.g.c. and the bandwidth of the 3089 devices (25MHz) is greater than that of the 3189 (15MHz), so the 3089 is more prone to instability if the component layout is poor.

The 3189 also has a better muting circuit which operates when the receiver is tuned into one of the sidebands of a signal. The 3189 also employs lower noise internal Zener diodes, but otherwise is basically similar to the 3089. The SGS-ATES TDA1200 device is very similar to the 3089 products.

All of these devices provide an output with a total harmonic distortion of about 0.5 per cent when used in the circuit of Fig. 3.5, but the distortion can be reduced to around 0.1 per cent if a twin-tuned circuit is employed between pins 9 and 10. However, an oscilloscope and wobulator circuit is required to align the twin tuned circuit for minimum distortion.

### STEREO DECODERS

The use of modern phase-locked loop stereo decoders has greatly simplified the construction and adjust-

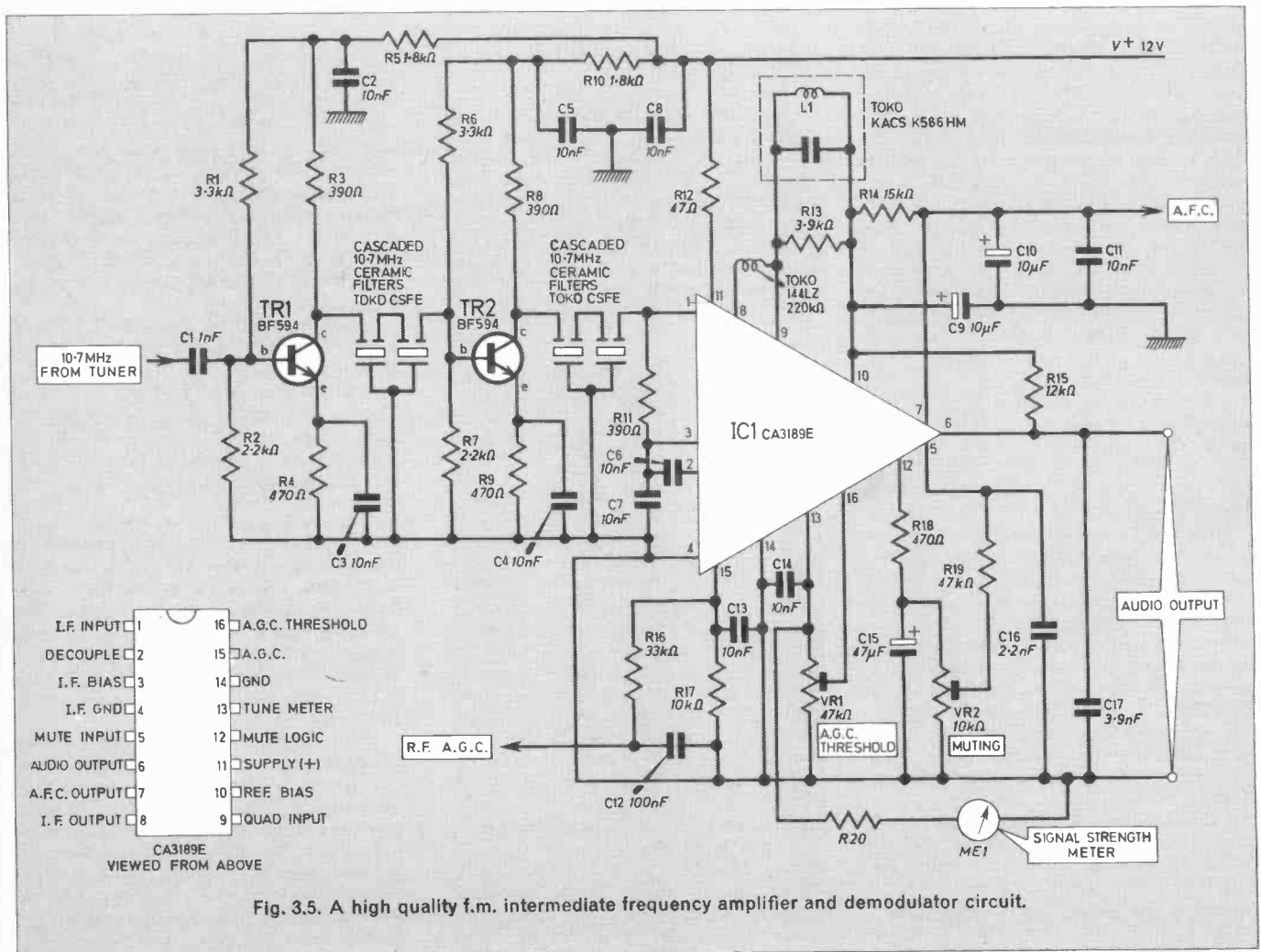


Fig. 3.5. A high quality f.m. intermediate frequency amplifier and demodulator circuit.



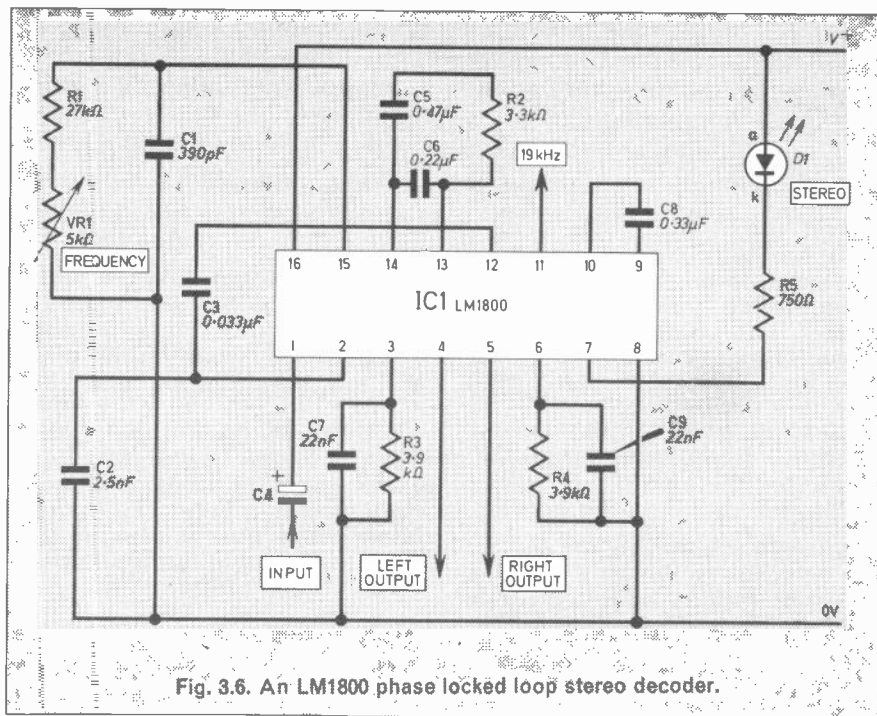


Fig. 3.6. An LM1800 phase locked loop stereo decoder.

ment of this type of circuit. The MC1310 was the first device of this type, but improved versions (such as the LM1310E) have emitter follower outputs which provide low output impedance audio signals.

A circuit using the LM1800 device is shown in Fig. 3.6; this device incorporates a hum rejection circuit in addition to emitter follower outputs, but otherwise is like the 1310 types.

The f.m. signal after demodulation is fed into pin 1 of the LM1800. The resistor-capacitor networks in the pin 3 and pin 6 circuits provide the de-emphasis characteristic and the separate audio outputs are obtained from pins 4 and 5; these outputs are each fed to the appropriate amplifier of the stereo system.

## STEREO RECEPTION

When a 19kHz pilot tone is present in the stereo signal, this tone causes the circuit to be switched to the stereo mode whereupon the light emitting diode *D1* is illuminated as a stereo indicator. If the signal becomes weak so that satisfactory stereo reception is impossible, the circuit automatically switches back to the monaural mode and *D1* is extinguished. This improves the signal-to-noise ratio by some 20dB and will often provide a satisfactory monaural signal.

Other stereo decoder devices are available, such as the RCA CA3090AQ which requires an inductor, but operates on the same general principles as the circuit of Fig. 3.6. Very recently an LM1870 device has been

released by National Semiconductor which uses the meter drive output from a 3089 or 3189 device (pin 13) to reduce noise at the expense of the stereo separation during weak signal conditions.

## VOLTAGE REGULATORS

Integrated circuit voltage regulators are very widely used in many types of electronic equipment, partly because they often offer the ultimate in simplicity. In addition to providing a highly stable voltage output, regulator devices provide an excellent and simple way of reducing mains hum to a very low level. For example, some form of regulator circuit is required in the varicap tuning supply of f.m. and television receivers tuned in this way. In addition, TTL equipment requires 5V regulator circuits.

Regulator devices are readily available which provide maximum output currents of 100mA, 500mA and 1A at any of the following fixed voltages: 5V, 6V, 8V, 8.5V, 12V, 15V, 18V and 24V. The 100mA regulators are mostly marketed in a circular metal transistor-type package (TO-39) and plastic (TO-92), but the higher current types are packed in plastic-tab or TO-3 cans for mounting on a heat sink. High currents can be obtained by using

devices which provide outputs of 3A, 5A or 10A, but a low current regulator device can be used with external transistors to make a circuit able to deliver a high output current.

Monolithic regulator devices are classified into fixed and variable output types. Fixed regulator devices can be used in very simple circuits to provide the particular output voltage for which each device is designed. It is also possible to obtain other output voltages from fixed regulator devices.

Variable regulator devices provide an output voltage which can be varied by a potentiometer or which can be varied by altering the values of one or more fixed resistors. Variable regulators have the advantage that one can obtain any voltage in a wide range from a single device so that, if one has a stock of a few variable regulators, this will be as useful as a much larger stock of fixed regulator devices for various output voltages.

An additional advantage of the use of variable regulator devices is that their line and load regulation (variation of the output voltage with change in the input voltage and in the output current) is typically some ten times better than in the case of fixed regulators. In their 1980 linear data book, National Semiconductor (one of the largest regulator device manufacturers) state that they see a trend towards the wider use of variable regulators instead of fixed device types.

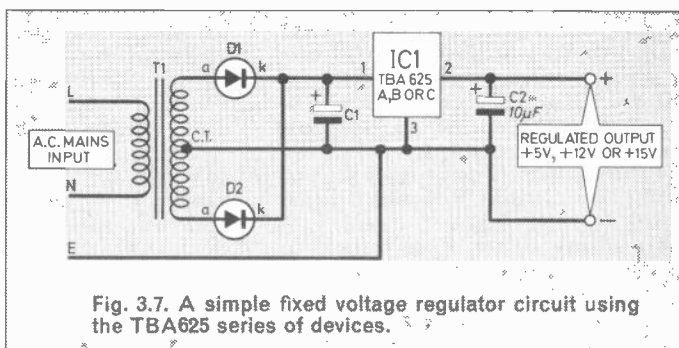
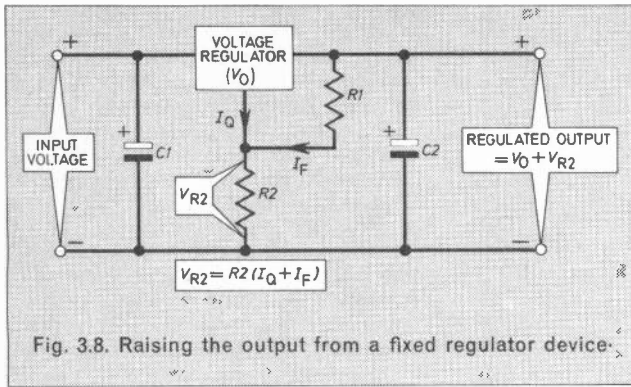


Fig. 3.7. A simple fixed voltage regulator circuit using the TBA625 series of devices.

## FIXED REGULATORS

One well-known series of fixed regulator devices is the SGS-ATES TBA625 series. The TBA625A provides an output of 5V, the TBA625B 12V and the TBA625C 15V, whilst the TBA435 is a similar 8.5V device. These integrated circuits can be used in the extremely simple circuit of Fig. 3.7, *C2* being necessary to ensure stability.

This simple circuit provides about 50dB of hum rejection, but the hum voltage at the output depends on the value of the input capacitor, *C1*. The circuit provides an output current of over 100mA, but if the output is accidentally shorted, the output current "folds back" to about 35mA. This reduces the thermal dissipation in the device.



This type of circuit has the advantage that if a short develops in the circuits being fed from the regulator, the small current of about 35mA under short circuit conditions is most unlikely to cause any damage to the devices being supplied with power.

Similar devices are available for outputs of up to about 500mA with fold back current limiting to about 150mA. The plastic encapsulated TDA1405, TDA1412 and TDA1415 provide outputs of 5, 12 and 15V respectively and can be fixed to a heat sink by a single bolt. The quiescent current of both these types and the 100mA types is only about 10mA when no output current is taken.

### THERMAL SHUTDOWN

Another series of regulator devices employs thermal shutdown circuitry instead of fold back current limiting to prevent excessive thermal dissipation from damaging the devices. The Fairchild  $\mu$ A78M12 and the National Semiconductor LM78L12 are similar 12V devices which can supply an output of over 100mA and which incorporate thermal shutdown circuitry. A range of devices for other voltages is available. Further protection is incorporated in high current devices to limit output current to a safe value.

Plastic packaged devices with thermal shutdown circuitry include the LM342 series for currents up to 200mA, the 78M and LM341 series for 500mA outputs and the 78 and

LM340T series for 1A outputs. All are available in a wide range of output voltages.

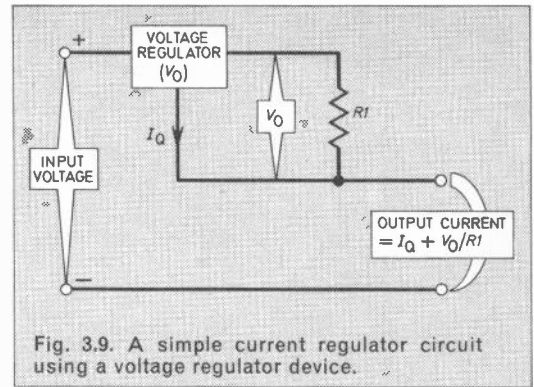
### INCREASING VOLTAGE

The type of circuit shown in Fig. 3.8 can be used with a fixed voltage regulator to provide an output voltage higher than that for which the device is designed. The increase in the output voltage is equal to the voltage across the resistor R2. This extra voltage is equal to the value of R2 multiplied by the sum of the quiescent current  $I_Q$  and the current passing through R1. If only a small extra output voltage is needed, R1 can be omitted. It is also possible to replace R2 with a Zener diode and to omit R1.

As a typical example, if R1 has a value of 430 ohm and R2 is a 250 ohm variable resistor, the output from a TBA625A regulator device can be set to any value between 5V and 9V. Similarly when R1=1 kilohm, R2=150 ohms and the regulator is a TBA625B, outputs of between 12V and 15V can be obtained. However, the variation in the output voltage is generally much smaller with such a circuit than if a variable regulator device is employed.

### CONSTANT CURRENT

Current regulated circuits can be conveniently made using voltage regulator devices. Fig. 3.9 shows such a circuit which delivers a constant output



current which is almost independent of the input voltage and (within limits) of the resistance of the circuit to which the current is fed. The constant current which flows is equal to  $I_Q + V_0/R1$  where  $V_0$  is the fixed output voltage of the regulator device used.

### DISSIPATION

When using regulator devices, care must be taken to ensure they do not become too hot. Even when a device has internal thermal protection circuitry, it is wise not to rely on this, since the chances of the device failing are much increased if it is allowed to become so hot that the thermal protection circuitry shuts down the output current.

The temperature of high current regulators is controlled by the use of an adequate heat sink, but circuit design can also greatly reduce the problem. If one uses an input voltage which is only a few volts above the required output voltage, the power dissipated in the regulator device will be much reduced.

The input voltage must always be somewhat greater than the required output voltage, or the device will cease to function correctly. The minimum difference between the input and output voltages for correct operation is known as the "dropout" voltage and is usually in the range 1.2V to 3V.

**Next month.** In the final part of our discussion on linear devices, we will look at variable regulator devices, timers, oscillators and phase locked loops.

## I.C. LEAD-OUT IDENTIFICATION: SUPPLEMENT TO GUIDE TO POPULAR LINEAR I.C.s\*

Device	Code	Device	Code	Device	Code	Device	Code	Device	Code
Op-Amps				F.e.t. Op-Amps					
301A	A, J, R	709	I, S	351	D	TL074	X	MC3360	f
308	J, R	725	K	353	G	TL081	D	SL414A	g
318	H, P, Y	741	D, M, T	355	D	TL082	G	SL415A	g
324	X	747	Q, U	356	M	TL084	X	TBA800	h
343	M, T	748	A, J, R	357	M	Mono Power Amps		TBA810	h
344	J, R	1458	B, L	CA3130	F, O	LM380	a	TBA820	i
348	X	CA3080	E, N	CA3140	F, O	LM383	b	TDA2006	j
349	X	3401	V	CA3160	F, O	LM384	a	TDA2030	j
358	B, L	3900	V	CA3240	U	LM386	c	Stereo Power Amps	
ZN459	C	4136	W	TL071	D	LM388	d	LM377N	k
NE531	A, J	TCA220	Z	TL072	G	LM389	e	LM378N	k
						LM390	d	LM379N	l

\* Presented free with the October 1980 issue of *Everyday Electronics*.

# OPERATIONAL AMPLIFIERS

<p><b>A</b></p> <p>FREQ. COMP. 1 8 FREQ. COMP.          INPUT (-) 2 7 SUPPLY (+)          INPUT (+) 3 6 OUTPUT          SUPPLY (-) 4 5 OFFSET NULL</p>	<p><b>B</b></p> <p>OUTPUT A 1 8 SUPPLY (+)          INPUT A (-) 2 7 OUTPUT B          INPUT A (+) 3 6 INPUT B (-)          SUPPLY (-) 4 5 INPUT B (+)</p>	<p><b>C</b></p> <p>OUTPUT EARTH 1 8 OUTPUT EARTH          SUPPLY (+) 2 7 OUTPUT          INPUT 3 6 OUTPUT EARTH          INPUT EARTH 4 5 DECOUPLING</p>	<p><b>D</b></p> <p>OFFSET NULL 1 8 STROBE          INPUT (-) 2 7 SUPPLY (+)          INPUT (+) 3 6 OUTPUT          SUPPLY (-) 4 5 OFFSET NULL</p>		
<p><b>E</b></p> <p>N.C. 1 8 N.C.          INPUT (-) 2 7 SUPPLY (+)          INPUT (+) 3 6 OUTPUT          SUPPLY (-) 4 5 BIAS</p>	<p><b>F</b></p> <p>OFFSET NULL 1 8 STROBE          INPUT (-) 2 7 SUPPLY (+)          INPUT (+) 3 6 OUTPUT          SUPPLY (-) 4 5 OFFSET NULL</p>	<p><b>G</b></p> <p>OUTPUT A 1 8 SUPPLY (+)          INPUT A (-) 2 7 OUTPUT B          INPUT A (+) 3 6 INPUT B (-)          SUPPLY (-) 4 5 INPUT B (+)</p>	<p><b>H</b></p> <p>FREQ. COMP. 1 8 FREQ. COMP.          INPUT (-) 2 7 SUPPLY (+)          INPUT (+) 3 6 OUTPUT          SUPPLY (-) 4 5 FREQ. COMP. OFFSET NULL</p>	<p><b>I</b></p> <p>OUTPUT FREQ. COMP.          SUPPLY (+)          INPUT (+)          INPUT (-)          INPUT 7 FREQ. COMP.</p>	
<p><b>J</b></p> <p>OFFSET NULL          OUTPUT          SUPPLY (+)          FREQ. COMP.          SUPPLY (-)          INPUT (+)          INPUT (-)          FREQ. COMP.</p>	<p><b>K</b></p> <p>OUTPUT FREQ. COMP.          SUPPLY (+)          SUPPLY (-)          INPUT (+)          INPUT (-)          OFFSET NULL</p>	<p><b>L</b></p> <p>INPUT B (+)          INPUT B (-)          SUPPLY (-)          SUPPLY (+)          OUTPUT B          OUTPUT A          INPUT A (+)          INPUT A (-)</p>	<p><b>M</b></p> <p>OFFSET NULL          OUTPUT          SUPPLY (+)          N.C.          OFFSET NULL          SUPPLY (-)          INPUT (+)          INPUT (-)</p>	<p><b>N</b></p> <p>BIAS          SUPPLY (+)          SUPPLY (-)          N.C.          N.C.          INPUT (+)          INPUT (-)          PIN 4 TO CASE</p>	
<p><b>O</b></p> <p>OFFSET NULL          OUTPUT          SUPPLY (+)          PHASE COMP. (IF NEC)          STROBE          OFFSET NULL          SUPPLY (-)          INPUT (+)          INPUT (-)</p>	<p><b>P</b></p> <p>FREQ. COMP. OFFSET NULL          OUTPUT          SUPPLY (+)          SUPPLY (-)          INPUT (+)          INPUT (-)          FREQ. COMP.</p>	<p><b>Q</b></p> <p>INPUT B (-)          INPUT B (+)          SUPPLY (-)          SUPPLY (+)          OUTPUT B          OUTPUT A          INPUT A (+)          INPUT A (-)</p>	<p><b>R</b></p> <p>N.C. 1 14 N.C.          N.C. 2 13 N.C.          FREQ. COMP. 3 12 FREQ. COMP.          FREQ. COMP. OFFSET NULL          INPUT (+) 4 11 SUPPLY (+)          INPUT (-) 5 10 OUTPUT          SUPPLY (-) 6 9 OFFSET NULL          N.C. 7 8 N.C.</p>	<p><b>S</b></p> <p>N.C. 1 14 N.C.          N.C. 2 13 N.C.          INPUT 3 12 INPUT FREQ. COMP.          INPUT (-) 4 11 SUPPLY (+)          INPUT (+) 5 10 OUTPUT          SUPPLY (-) 6 9 OUTPUT FREQ. COMP.          N.C. 7 8 N.C.</p>	
<p><b>T</b></p> <p>N.C. 1 14 N.C.          N.C. 2 13 N.C.          OFFSET NULL 3 12 N.C.          INPUT (-) 4 11 SUPPLY (+)          INPUT (+) 5 10 OUTPUT          SUPPLY (-) 6 9 OFFSET NULL          N.C. 7 8 N.C.</p>	<p><b>U</b></p> <p>INPUT A (-) 1 14 OFFSET NULL A          INPUT A (+) 2 13 SUPPLY A (+)          OFFSET NULL A 3 12 OUTPUT A          SUPPLY (-) 4 11 N.C.          OFFSET NULL B 5 10 OUTPUT B          INPUT B (+) 6 9 SUPPLY B (+)          INPUT B (-) 7 8 OFFSET NULL B</p>	<p><b>V</b></p> <p>INPUT B (+) 1 14 SUPPLY (+)          INPUT A (+) 2 13 INPUT C (+)          INPUT A (-) 3 12 INPUT D (+)          OUTPUT A 4 11 INPUT D (-)          OUTPUT B 5 10 OUTPUT D          OUTPUT B (-) 6 9 INPUT C (-)          INPUT B (-) 7 8 INPUT C (-)          SUPPLY (-) 8 INPUT C (-)</p>	<p><b>W</b></p> <p>INPUT A (-) 1 14 INPUT D (-)          INPUT A (+) 2 13 INPUT D (+)          OUTPUT A 3 12 OUTPUT D          OUTPUT B 4 11 SUPPLY (+)          OUTPUT B (+) 5 10 OUTPUT C          INPUT B (-) 6 9 INPUT C (+)          SUPPLY (-) 7 8 INPUT C (-)</p>	<p><b>X</b></p> <p>OUTPUT A 1 7 OUTPUT D          INPUT A (-) 2 13 INPUT D (-)          INPUT A (+) 3 12 INPUT D (+)          SUPPLY (+) 4 11 GND          INPUT B (+) 5 10 INPUT C (+)          INPUT B (-) 6 9 INPUT C (-)          OUTPUT B 7 8 OUTPUT C</p>	
<p><b>Y</b></p> <p>N.C. 1 14 N.C.          N.C. 2 13 N.C.          FREQ. COMP. 3 12 FREQ. COMP.          FREQ. COMP. OFFSET NULL          INPUT (-) 4 11 SUPPLY (+)          INPUT (+) 5 10 OUTPUT          SUPPLY (-) 6 9 FREQ. COMP. OFFSET NULL          N.C. 7 8 N.C.</p>	<p><b>Z</b></p> <p>INPUT A (-) 1 16 SUPPLY (-)          INPUT A (+) 2 15 FREQ. COMP. A          INPUT BIAS 3 14 OUTPUT A          INPUT B (+) 4 13 OUTPUT B          INPUT B (-) 5 12 FREQ. COMP. B          SUPPLY (+) 6 11 OUTPUT C          INPUT C (+) 7 10 FREQ. COMP. C          INPUT C (-) 8 9 N.C.</p>	<p><b>POWER AMPLIFIERS</b></p>		<p><b>a</b></p> <p>BYPASS 1 14 SUPPLY (+)          INPUT (+) 2 13 N.C.          GND 3 12 GND          GND 4 11 GND          GND 5 10 GND          INPUT (-) 6 9 N.C.          GND 7 8 OUTPUT</p>	<p><b>b</b></p> <p>OUTPUT          SUPPLY (+)          GND          INPUT (-)          INPUT (+)</p>
<p><b>c</b></p> <p>GAIN CONTROL 1 8 GAIN CONTROL          INPUT (-) 2 7 BYPASS          INPUT (+) 3 6 SUPPLY (+)          GND 4 5 OUTPUT</p>	<p><b>d</b></p> <p>BYPASS 1 14 SUPPLY (+)          GAIN 2 13 OUTPUT          GND 3 12 GND          GND 4 11 GND          GAIN 5 10 BOOTSTRAP          INPUT (-) 6 9 INPUT (-)</p>	<p><b>e</b></p> <p>OUTPUT 1 18 GND          SUPPLY (+) 2 17 GND          BYPASS 3 16 INPUT (+)          GAIN 4 15 <math>e_3</math>          INPUT (-) 5 14 <math>b_3</math> * SUPPLEMENTARY TRANSISTOR  <math>c_1</math> 6 13 <math>e_3</math>  <math>b_1</math> 7 12 GAIN  <math>e_1</math> 8 11 <math>c_2</math>  <math>e_2</math> 9 10 <math>b_2</math> *</p>	<p><b>f</b></p> <p>INPUT 1 8 SUPPLY (+)          N.C. 2 7 N.C.          N.C. 3 6 N.C.          GND 4 5 OUTPUT          INPUT (-) 6 9 N.C.</p>	<p><b>g</b></p> <p>OUTPUT GND 1 9 OUTPUT          COMP. 2 8 SUPPLY (+)          INPUT GND 3 7 BOOTSTRAP          MAIN INPUT 4 6 STU. HEATSINK          PRE-AMP. OUTPUT 5 5 PRE-AMP. INPUT</p>	
<p><b>h</b></p> <p>SUPPLY (+) 1 12 OUTPUT          N.C. 2 11 N.C.          SUPPLY (+) 3 10 GND          GND HEAT-SINK          BOOTSTRAP 4 9 GND          FREQ. COMP. 5 8 INPUT          FEEDBACK 6 7 RIPPLE REJECT</p>	<p><b>i</b></p> <p>BOOTSTRAP 1 14 SUPPLY (+)          RIPPLE REJECT 2 13 COMP.          N.C. 3 12 OUTPUT          COMP. 4 11 N.C.          FEEDBACK 5 10 GND          N.C. 6 9 N.C.          INPUT 7 8 GND</p>	<p><b>j</b></p> <p>SUPPLY (+)          OUTPUT          SUPPLY (-)          INPUT (-)          INPUT (+)          TAB [SUPPLY (-)]</p>	<p><b>k</b></p> <p>BIAS 1 14 SUPPLY (+)          OUTPUT A 2 13 OUTPUT B          GND 3 12 GND          GND 4 11 GND          GND 5 10 GND          INPUT A (+) 6 9 INPUT B (+)          INPUT A (-) 7 8 INPUT B (-)</p>	<p><b>l</b></p> <p>SUPPLY (+) 1 14 BIAS          N.C. 2 13 N.C.          INPUT A GND 3 12 INPUT B GND          OUTPUT A GND 4 11 OUTPUT B GND          OUTPUT A 5 10 OUTPUT B          INPUT A (+) 6 9 INPUT B (+)          INPUT A (-) 7 8 INPUT B (-)</p>	



By P. W. BOND



# SPRINGLINE REVERBERATION UNIT

**R**EVERBERATION is the effect produced when sound waves are reflected from several surfaces so as to prolong the original sound. Empty rooms, halls and theatres all have a reverberation time which is related to the surface area of the reflective surfaces within them.

Artificial reverberation can be used to create an illusion of enclosed spaciousness by producing a sound which is identical to that heard in large buildings with several square metres of reflective surfaces, and indeed, a source of artificial reverberation is always a part of modern production studio equipment.

Nowadays, artificial reverberation can be produced by electronic "delay lines" and already analogue devices are available which work on the bucket brigade principle. However, tape loop and spring line reverberation systems are still common.

Although a complete reverberation unit is expensive, the heart of the unit, a spring line, can be obtained for quite modest prices and in a choice of lengths and the project described here shows you how to build a fairly versatile reverberation system based on a commercially available spring line.

## SPRING LINE

The spring line, when purchased, comes complete with the transducers necessary for generating and detecting the mechanical vibrations of the spring. The drive coil converts the signals from the source into mechanical vibrations. These vibrations travel along the spring and because they are not completely absorbed at the far end, they create the effect of prolonging the signal applied.

The vibrations are converted back into electrical signals by the pick-up coil and these signals now represent the original sound with reverberation applied. They have to be mixed together with the original signal to produce the desired effect.

The circuitry is responsible for the generation and detection of the spring line signal as well as amplifying and mixing the source signals together. The user of the unit has control over the depth of reverberation and the amount of reverberation mixed with the source signal, and an output volume control is also provided to give adjustment of the level of signal being applied to the succeeding equipment.

The unit has inputs suitable for a low impedance microphone or guitar pick-up, so the unit may be used in conjunction with other stage equipment. The maximum reverberation time is dictated by the length of the spring line and clearly the longer the spring used then the longer the signal takes to decay.

## CIRCUIT

The circuitry associated with the spring line is shown in Fig. 1. Low impedance microphones are connected to SK1 which links the source signals to a pre-amplifier stage centred on TR1. This common base stage has a low input impedance and amplifies the low voltage signals from the microphone before subsequent processing takes place.

The auxiliary input socket SK2 is wired so that when it is not used, signals from the microphone pre-amplifier stage are applied to IC1. However, when SK2 is used contacts are opened so as to disconnect the microphone stage and signals fed into SK2 are applied directly to amplifier IC1.

A 741 operational amplifier is used as IC1, and indeed for all of the integrated circuits in this project. This i.c.

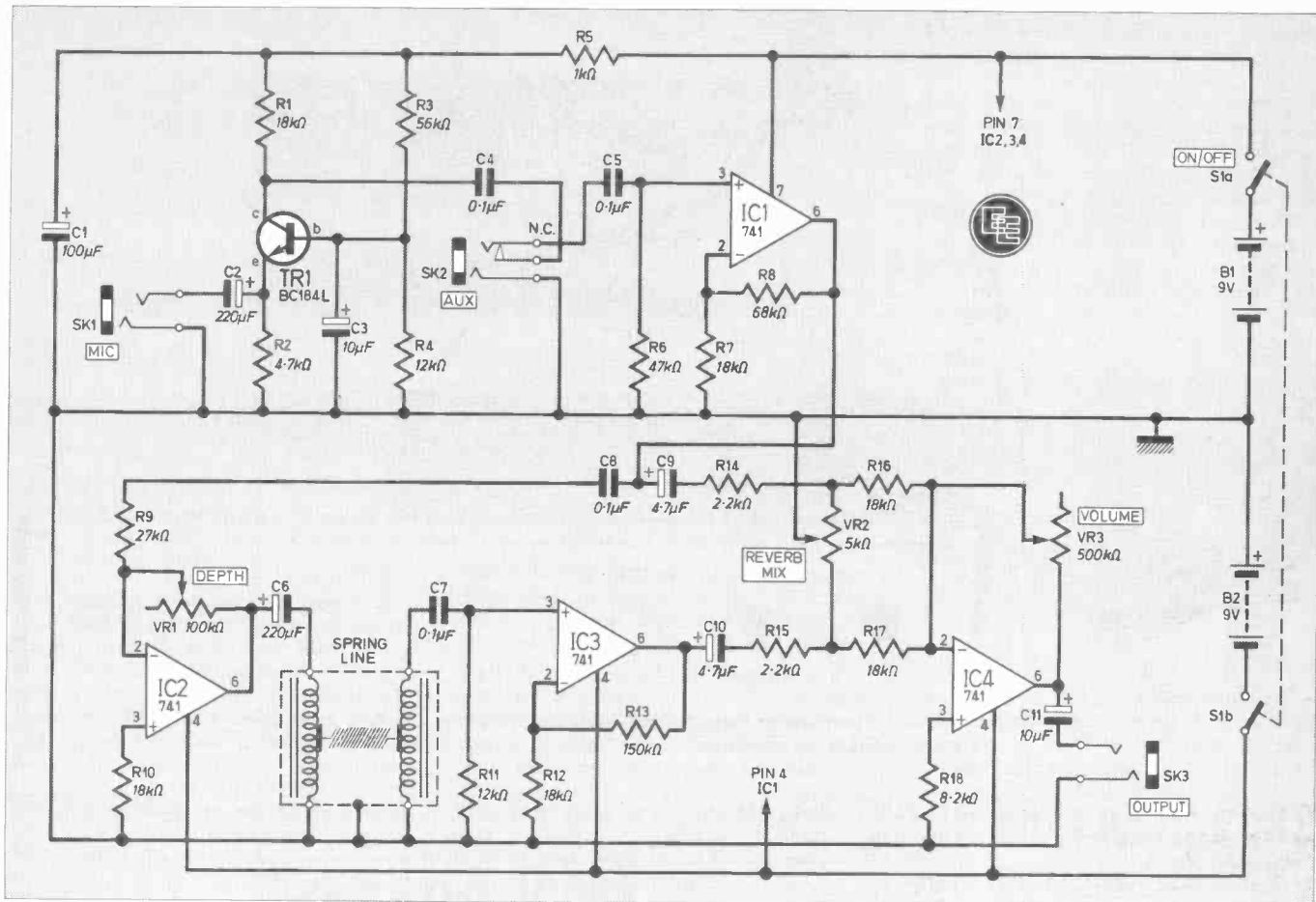


Fig. 1. Full circuit diagram of the Springline Reverberation Unit.

is connected as a non-inverting amplifier which has a gain of just under 5, the gain being determined by the values of R7 and R8.

Part of the output of IC1 is fed to the final stage of the unit where it feeds a direct non-reverberation signal to the mixer amplifier. The output of IC1 also feeds IC2 which forms the spring line drive amplifier.

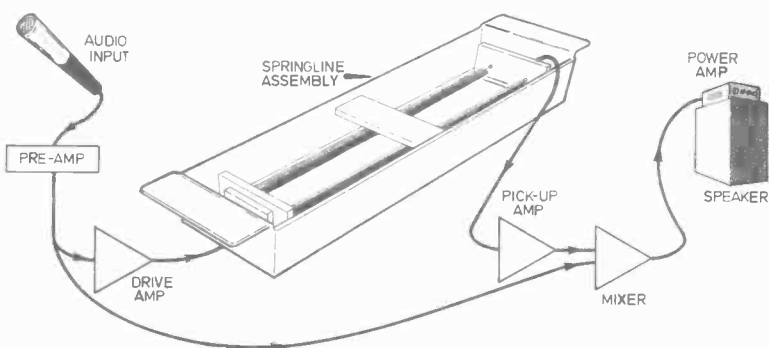
The second i.c., IC2, is wired in the inverting mode and the setting of VR1 (in association with R9) governs the gain of the stage, and therefore the amount of signal applied to the drive coil of the spring line. Potentiometer VR1 is designated DEPTH since as the control is advanced the more the spring line is made to vibrate and produce a greater reverberation effect.

#### PICK UP COIL

The spring line pick-up coil converts the vibrations from the spring into small electrical signals, and IC3, an op-amp connected in the non-inverting mode, amplifies the signals by a factor of about nine. The output of IC3 is the reverberation signal and it is mixed with the output of IC1.

The mixture of reverberation and normal direct signal which is fed to the final output is governed by the

setting of VR2, designated REVERB MIX. The mixing of the two signals takes place in the final stage.



## HOW IT WORKS

The audio signal is first amplified and then split into two. One path goes to the spring line unit.

Here the signal is amplified and then turned into mechanical vibrations. These are transmitted down the spring, picked up and turned back into electrical signals.

These signals are further amplified and mixed with the other part of the audio input straight from the input pre-amp.

The ratio of modified to unmodified signal determines the amount of reverberation in the final output.

The final i.c. IC4 is wired as an inverting summing amplifier the gain of which is governed by the setting of VR3 which acts as a volume control. The output of the reverberation unit is fed to SK3. Maximum output is quite large and the impedance is low, therefore the unit will be suitable for most amplifier inputs.

The low current drain enables batteries to be used and in fact two are needed to provide the positive and negative supplies for the op-amps. The ON/OFF switch is combined with VR3.



## STRIPBOARD

The stripboard layout is based on the use of small components (see Fig. 2) and radial type electrolytic capacitors are used. Radial electrolytics have their leadouts from one end of the can therefore allowing the can to stand vertically and occupy less board space.

Construction should start with making the breaks in the copper strips on the reverse side of the stripboard. The components can then be located and soldered in position starting with the resistors, then the other passive components and finally the semiconductors.


Care must be taken here to make sure that the transistor and i.c.s are not overheated during soldering. The use of i.c. sockets would help here.

A full layout of components is shown in Fig. 2, with the leads to ancillary and frontpanel components alphabetically coded. Stripboard pins are used to connect these ancillary component leads to the circuit board. They are not essential but they do make the process of terminating the wires a little easier.

## POLARITY

When locating the i.c.s, transistor, and capacitors pay attention to the polarity of their leads. The 741 op-amps are eight-pin dual-in-line devices (d.i.l.) and the end where pin 1 is located is indicated by a depression in the package. On some devices pin 1 is marked by means of a recessed dot. The transistor and op-amp lead-outs are given on the diagram.

The spring line will have four terminals, two input tags and two output tags, and also a connection to



Interior view of the unit from behind showing the wiring to the front panel components.

the case of the spring line is available. One or both sets of tags will be marked and these should correspond to the drive and pick-up coils.

The drive coil will be labelled "input" and the pick-up coil will be marked as "output". When the spring line is mounted in the case, it is important to check to see that the spring does not touch any object or surface and that it is free to move.

## CASE

A large case was used for the prototype reverberation unit since a long spring line was used. The case used in the prototype was a metal one (Norman Rose type TP7), but if preferred a wooden one could be used with a piece of aluminium for the front panel. In any event the case chosen should be large enough to accommodate the spring line used.

## COMPONENTS

### Resistors

R1	18k $\Omega$	R10	18k $\Omega$
R2	4.7k $\Omega$	R11	12k $\Omega$
R3	56k $\Omega$	R12	18k $\Omega$
R4	12k $\Omega$	R13	150k $\Omega$
R5	1k $\Omega$	R14	2.2k $\Omega$
R6	47k $\Omega$	R15	2.2k $\Omega$
R7	18k $\Omega$	R16	18k $\Omega$
R8	68k $\Omega$	R17	18k $\Omega$
R9	27k $\Omega$	R18	8.2k $\Omega$

All  $\frac{1}{4}$ W carbon  $\pm$  5%

### Potentiometers

VR1	100k $\Omega$ log. carbon
VR2	5k $\Omega$ lin. carbon
VR3/S1	500k $\Omega$ log. carbon with ganged d.p.s.t. switch

### Capacitors

C1	100 $\mu$ F 12V elect. radial	C7	0.1 $\mu$ F polyester
C2	220 $\mu$ F 12V elect. radial	C8	0.1 $\mu$ F polyester
C3	10 $\mu$ F 12V elect. radial	C9	4.7 $\mu$ F 12V elect. radial
C4	0.1 $\mu$ F polyester	C10	4.7 $\mu$ F 12V elect. radial
C5	0.1 $\mu$ F polyester	C11	10 $\mu$ F 12V elect. axial
C6	4.7 $\mu$ F 12V elect. radial		

### Semiconductors

IC1-IC4	741 op-amp 8 pin d.i.l. (4 off)
TR1	BC184L npn silicon

### Miscellaneous

SK1-SK3 0.25 inch mono jack sockets with single break contacts. (3 off)  
 B1, 2 9V battery, type PP3 (2 off).  
 Spring line 355mm long, Maplin type XB84F or similar; stripboard, 0.1 inch matrix, 58 holes by 16 strips; case, 440  $\times$  205  $\times$  125mm, metal or wood to suit (Norman Rose type TP7 or similar); battery connectors (2 off); control knobs (3 off); interconnecting wire; mounting hardware for circuit board and spring-line; aluminium strip for battery clip.

**COMPONENTS**  
 approximate  
 cost **£16.50**  
 excluding case

See  
**Shop  
 Talk**  
 page 792

# SPRINGLINE REVERBERATION UNIT

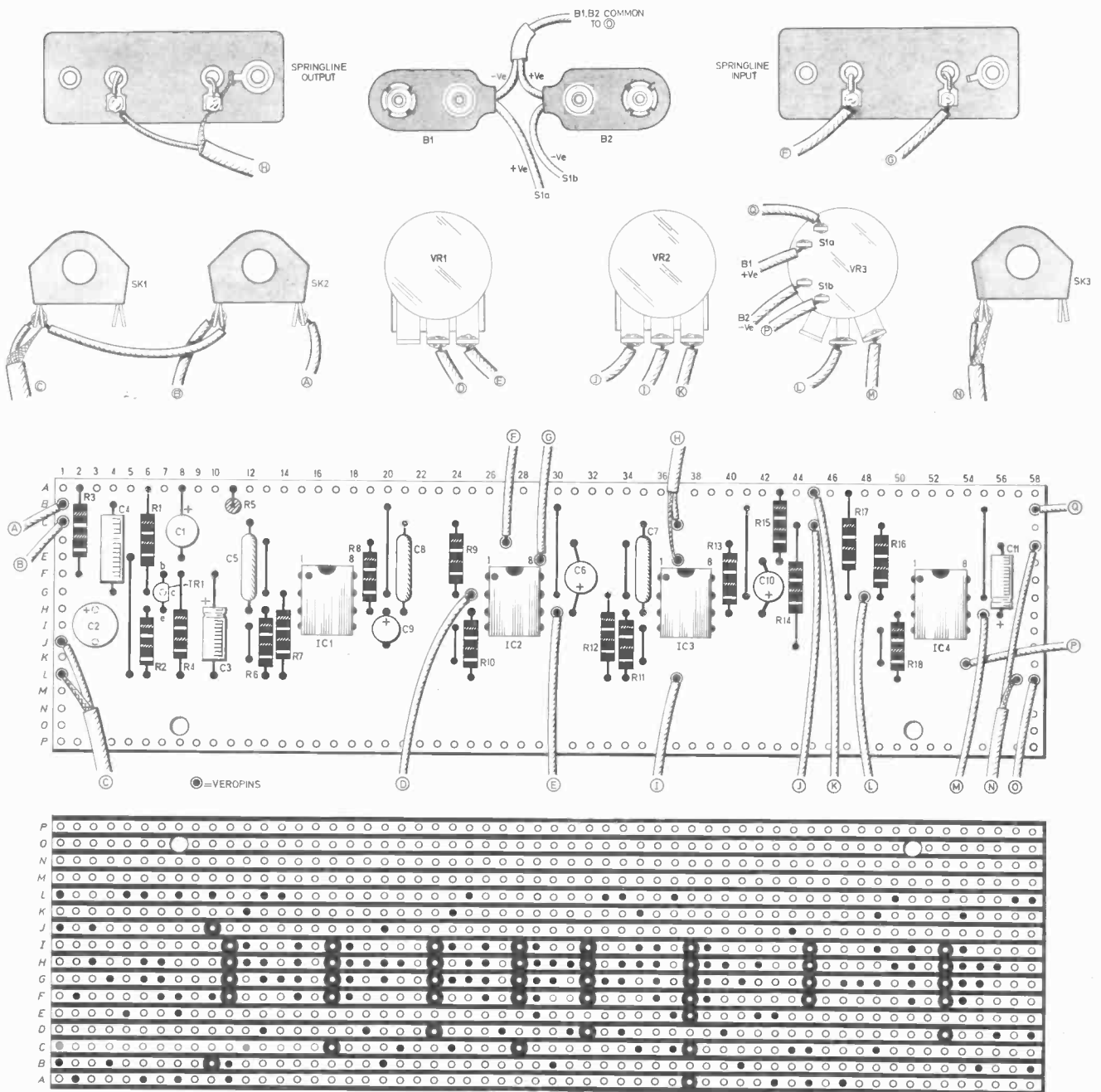





Fig. 2. Full board layout and interwiring details. No case is shown as this is determined by the length of the spring line used therefore the controls need not necessarily be positioned as shown. The batteries are held in place by a piece of aluminium bent into an S-shaped bracket. This is also not shown.



Top left shows a close up view of the circuit board. Bottom left shows the inside view of the spring line unit. The spring line drive and pick-up transducers can be clearly seen. Photograph to the right shows the interior of the unit from the front showing the spring line mounted in position and associated wiring.

The circuit board is mounted using stand-offs or paxolin spacers and it is best to terminate the wires to the board before it is finally secured.

The batteries, two PP3's, were secured using a small piece of aluminium strip which was fashioned to clamp the batteries. This clamp was bolted to the case so that the batteries were not able to move. Other methods could be used but if the unit is going to receive some rough handling then the aluminium clamp is recommended.

The control knobs are fixed to the spindles of the potentiometers and a location for the panel lettering can then be chosen. Letraset transfers were used on the prototype with some strips of glossed paper to indicate the function of the unit. The transfers should be sprayed with suitable fixative for protection.

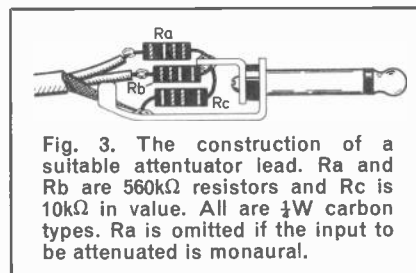
## ATTENUATOR

The output of the reverberation unit is variable to a maximum level of approximately two volts. Since the output impedance is low this output will be suitable for a tape recorder, mixer or a main amplifier. Connect medium impedance microphones and guitar pick-ups to SK2 and low impedance microphones to SK1.

These inputs are quite sensitive because of the low level outputs available from microphones and guitars, therefore, it is not possible to connect the output of a tape recorder or mixer to the reverberation unit without first attenuating the signal. An

attenuator for use with such equipment is shown in Fig. 3 and this will reduce a signal of 500mV to a level suitable for application to the AUX input of the reverberation unit.

Two resistors are required for a mono source and three for a stereo source. The output of the reverberation unit is mono only. The components required for the attenuator are shown at the foot of the diagram.



This does not include the plug for the tape recorder or mixer or whatever. A suitable plug will have to be obtained to connect to this equipment.

## OPERATION

The operation of the unit will become apparent when used. The DEPTH control determines how much reverberation is produced by the spring. As the control is advanced the spring vibrates more. If the control is advanced too far, and high level signals are being fed into the unit, there is the possibility of distortion appearing at the pick-up coil of the

spring line, which is detected by the ear as a "twang".

The REVERB MIX control determines the ratio of the reverberation signal to direct source signal. When the control is midway along its travel the output is made to comprise of half reverberation output to half input signal.

The actual amount of reverberation is dependent on the setting of the DEPTH control. If the REVERB MIX control is turned fully anti-clockwise then only direct input signal appears in the output, that is, the input without reverberation.

On the other hand, if the mix control is advanced fully clockwise the output signal from the reverberation spring line is fed to the output, this gives a rather "ghostly" version of the input signal.

The volume control is also used to switch on the unit via its ganged switch and also controls the signal which appears at the output. The battery drain is quite small and should give a few hours continuous use. When the reverberation unit is in use it should not be placed on any surface which vibrates as these vibrations will reach the spring and be reproduced in the output. ☞





# NEXT MONTH

# BEAT THE BURGLAR!



## WITH OUR ULTRASONIC INTRUDER DETECTOR

This unit, based on the Doppler effect, will detect movement in its vicinity and alert the user by sounding an audible alarm. Housed in a single enclosure, the device includes exit and entry delays and requires no external wire loops or switches.

also

### PHASER SOUND EFFECT LOGIC PULSE GENERATOR SLIDE TIMER


SPECIAL  
FEATURE

MAKING PRINTED  
CIRCUIT BOARDS

# Everyday ELECTRONICS

JANUARY 1981  
ISSUE ON SALE  
FRIDAY, DECEMBER 19

# UNIBOARDS



## NO ENTRY INDICATOR

**T**his project was designed initially for photographers carrying out their own developing in a domestic darkroom. The unit comprises a small case which is placed outside the door of the darkroom; on the case is a small indicator lamp designated NO ENTRY and, by operating a switch within the darkroom, the indicator can be made to flash on and off.

This forms a courteous reminder that developing is in progress and so the darkroom should not be entered. This is a more professional means of keeping people out than nailing a sign to the door or locking it altogether!

Other applications however soon came to mind. By suitably re-lettering the lamp, the device could be used for other purposes. For example, in offices: "Interview in Progress" or "Engaged". Anyone who regularly uses a tape recorder may find this design useful if the indicator is designated "Recording in Progress" or similar. In fact, the device forms a very simple general purpose signaling system.

Batteries have been chosen to power the project. This reduces the complexity and cost of construction.

### CIRCUIT DESCRIPTION

As with all designs in this series, a single integrated circuit is used, see Fig. 1. The heart of the unit is IC1, a 555 timer chip. It can be made to perform several functions, including, in its astable mode, turning a load (for example, an indicator lamp) on and off continuously.

When wired as an astable multivibrator (a circuit having no stable state and so oscillating freely), a stream of pulses is produced at pin 3,

the output pin. The frequency, or number of pulses per second, of the output waveform is controlled by three external components, R3, R4 and C2.

Upon initial application of power, C2 will start to charge up through R3 and R4 until the voltage at pin 6 (the "threshold pin") equals two-thirds of the supply voltage. At this point, the i.c. will switch over internally and force the capacitor to discharge through R4 into the "discharge" terminal, pin 7. When the voltage on this pin has dropped to one third supply, C2 will then charge up again, and then the process repeats itself.

The relatively slow charging and discharging action of the capacitor is transformed by the i.c. into a very sharp on-off action at the output, where a stream of square waves is produced. The square wave when "high" is almost at 9V and when "low" about 0V.

### FREQUENCY

By adjusting R3, R4 and/or C2, the frequency of operation can be altered. Here values have been chosen which give an "on" time of about 0.5 seconds and an "off" time of roughly 0.2 seconds, implying a frequency of approximately 1.4Hz. However, the timing components do have manufacturing tolerances, and so this frequency may not be exact. In particular the tolerance on C2 is quite large.

Connected across the output are two light-emitting diodes, D1 and D2, each with a current-limiting resistor. When the output is high, the l.e.d.s are illuminated, and so the indicators flash on and off. Small l.e.d.s were chosen rather than ordinary light bulbs in order to improve current consumption.

One of the indicators is mounted externally in a separate case and forms the actual NO ENTRY indicator, whilst the other l.e.d. is just a repeater lamp which reminds the user that the unit is in operation.

### POWER SUPPLY

A 9V rail is derived from a series of dry batteries. In fact six 1.5V HP7 cells are wired in series to provide the necessary power supply. This ensures that the device does not flatten the batteries if used regularly. Occasional use only of the Indicator means that a PP3 battery may be employed instead, however.

Capacitor C3 decouples the power supply. As the batteries start to age they will become less able to supply current peaks demanded when the l.e.d.s illuminate. The result is that the supply rail voltage drops as the current drawn increases; this produces ripple.

C3 acts as a reservoir which provides the extra current required to

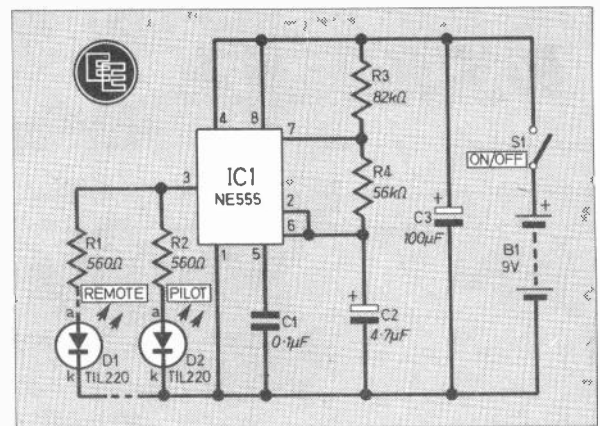


Fig. 1. Complete circuit diagram of the No Entry Indicator.

maintain stable operation of the flasher. The Indicator is switched on and off at S1.

### STRIPBOARD

The circuit can be assembled on a piece of 0.1 inch stripboard measuring 10 strips × 24 holes, see Fig. 2.

Take the stripboard and drill two 6BA clearance holes in the positions shown. Then make all the breaks (ten in all) in the copper strips using a twist drill or a spot face cutting tool.

An 8-pin d.i.l. socket should be used for IC1, and this should be soldered into place first of all. Continue by soldering in the solid jumper wires.

There are five of various lengths and they can be made from 22 s.w.g. tinned copper wire.

Follow on with the miniature resistors and finally the capacitors. The electrolytic capacitors are polarised and must be orientated correctly. Fit IC1 the right way round into the d.i.l. socket: a notch or dot identifies pin 1 of the i.c.

## CASE

The circuit board is encased in a plastic box of dimensions 120×80×35mm. On this box are mounted S1, and also one of the l.e.d.s. The circuit board is bolted on one side of the box using 6BA spacers and hardware.

There is just enough room in the case to accommodate the 9V (6×HP7) battery holder, although if a lower-capacity PP3 battery is used then there is ample room inside for this. Note that a PP6 battery will *not* fit within the specified box.

A small matching box is used to mount the other light-emitting diode. This box measures 71×49×24mm, and is connected to the main unit with twin-core flex of suitable length.

## FINISHING OFF

The larger case can be lettered as necessary, with the smaller case being labelled NO ENTRY or whatever is required. Lettering can be applied with

rub-down dry transfers, and can then be protected with a few coats of aerosol lacquer.

The necessary interwiring is also given in Fig. 2; general - purpose stranded insulated wire can be used. The only point to watch is that the l.e.d. indicators are wired the right way round, and if there is a chance of the l.e.d. connections shorting together, 2mm p.v.c. sleeving can be employed to eliminate this possibility.


No setting up is required, so once construction is complete, snap on the battery holder and switch on. Both l.e.d.s should be flashing regularly. If this is so the unit is finished and ready for use.

## INSTALLATION

The smaller case is positioned at the door (or where required), preferably where sunlight will not fall onto

the l.e.d. Bright light like this may cancel the flashing effect of the indicator.

The main unit can be located in any convenient position in the darkroom. Bear in mind the eventual need to replace the batteries, so do not fix the main unit permanently to the wall, but preferably leave it on a table top or in a similar place. ☐



Interior view of both boxes showing the main unit on the left and the smaller box housing D1 on the right.

## COMPONENTS

### Resistors

- R1,2 560Ω (2 off)
- R3 82kΩ
- R4 56kΩ
- All 1/4W 5% carbon

See  
**Shop  
Talk**  
page 792

### Capacitors

- C1 0.1 μF mylar
- C2 4.7 μF 63V elect.
- C3 100 μF 10V elect.

### Semiconductors


- IC1 NE555V timer i.c., 8-pin d.i.l.
- D1,2 T1L220 0.2 inch red l.e.d. (2 off)

### Miscellaneous

- S1 Single pole switch, Hekla rocker type or similar.
- Verobox 75-2860J, 120 × 80 × 35mm; Verobox 75-1413E, 71 × 49 × 24mm, or similar; stripboard 10 strips × 24 holes 0.1 inch matrix; 8-pin d.i.l. socket for IC1; battery clip; 9V HP7 battery holder (see text); clips for D1 & D2 (2 off); twin-core flex to suit.

Guidance only  
Approx. cost

**£6**  
complete



Above left. Close-up view of the top-side of the circuit board.

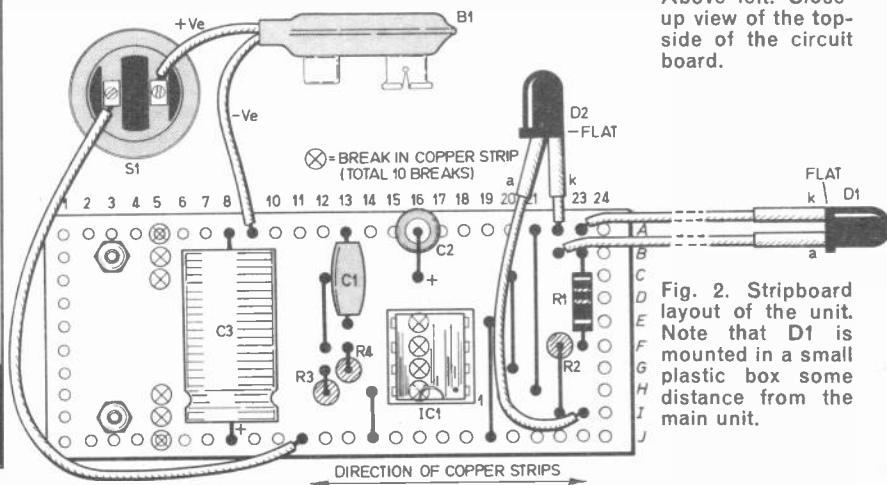


Fig. 2. Stripboard layout of the unit. Note that D1 is mounted in a small plastic box some distance from the main unit.



Last month we dealt with the art of good soldering. This month we should like to pass on some guide lines on the subject of connecting wires.

## WIRES

Connecting wires can be divided into roughly four categories: single-strand bare; single-strand insulated; multi-strand insulated; and plastics covered screened containing one or more insulated strands.

Single strand wire is sized according to the standard wire gauge, s.w.g. (for example, 22 s.w.g.). Multi-strand is sized according to the number of strands and the diameter of each strand (for example, 7/0·2mm).

Screened cable is used where it is necessary to "shield" one or more insulated strands from possible radiation or interference sources. The "shield" takes the form of a woven wire mesh which surrounds the insulated strands to be screened.

## LINK WIRES

Link wires are used on circuit boards where it is not easy to connect one component to another or to connect one section of copper strip to another located some distance away. Also, link wires are used extensively to interwire the pins of integrated circuits.

For link wires on circuit boards use a fairly stiff tinned copper wire. This is bare, single-stranded, copper wire with, in most cases, a special "fluxed" coating for easy soldering and does not oxidise easily. It is always a good idea to rub or scrape the tip of the wire *very* lightly with an abrasive, such as emery cloth, prior to inserting on the board and soldering. The bending of the link wires is best accomplished with a pair of long-nosed pliers.

Available in a vast range of standard wire gauges (s.w.g.), the wire was until recently only sold by weight and came on reels. Now some advertisers, apart from selling reels, offer

# FOR BEGINNERS

kits of wires in various lengths and gauges. However, if you can afford the initial outlay, we have found that the purchase of reels would appear to be a better buy.

For the majority of EE projects 22 s.w.g. wire is most suitable.

## SLEEVING

If there is any possibility of link wires contacting with other wires or components and forming a "direct short circuit" then insulating plastics sleeving should be used. This is a thin tube of plastics material which can be cut to the required length and slipped over the wire to provide an electrical isolation from other components and wires.

Sleeving comes in a variety of colours and is often used to form a colour coding system to help in any future fault tracing problems. A typical arrangement would be: brown or red for positive supply leads; blue, black or green for negative or zero "earth" volt lines; and yellow for short signal leads.

Sleeving is also useful for protecting exposed tags on controls and switches or where two wires are joined together. A separate larger diameter piece of sleeving is cut and slipped over the connecting lead and when the lead is soldered in position the sleeving is simply pushed over the solder joint or over the soldered tag so protecting it from any possible short circuits.

## ENAMELLED WIRE

Enamelled wire is single-strand solid copper wire with a thin coating of red or brown coloured enamel for insulation purposes. This is sometimes used for "linking" purposes, particularly for the dense area, but is usually used for winding coils and transformers.

The enamel must be scraped away with a knife or piece of emery paper so that the copper is exposed at the end of the wire. Only the minimum length required to make the soldered joint should be exposed.

## INTERWIRING LEADS

The constructor has a choice from two types of interwiring leads for use from circuit boards to remote mounted

components. These are coloured insulated single strand solid wire and coloured insulated multistrand wire.

Where there is the likelihood of vibration or the continuous removal of the board, as in experimental layouts, from its case multistrand wire is the best choice for interwiring components. This is because multistrand wire stands up to regular bending much better than solid wire. It is more flexible.

The only drawback with multistrand is that, being very flexible, it has a tendency to droop onto other components and unless tied or fixed becomes very untidy and makes it difficult to trace particular wires.

Multistrand wire is specified by number of strands and each individual strand diameter. The most popular range for EE projects is 7/0·2mm (7 strands each 0·2mm diameter).

The solid single strand wire is much easier to route around component layouts and, once bent, will usually stay in position. The use of solid wires should be avoided where there is the possibility of vibration or regular bending of wires as they are prone to snap off under stress.

## RIBBON CABLE

A wire which is coming more and more into amateur use is the "ribbon" or "rainbow" cable. This is formed by a number of different coloured plastic insulated wires bonded together to give a flat ribbon or tape appearance.

Available in single strand or multistrand, this wire is ideal for microprocessor based projects and where a light emitting diode display matrix is used.

The cable usually comes in 10 or 20-way lengths to suit or can be split to any combinations of wires.

## MAINS LEADS

Mains cable from equipment is always of the insulated multistrand type and colour coded: brown for live (L) or positive; blue for neutral (N); green and yellow striped for earth (E). The live lead to equipment, usually to a mains transformer, should always be fused via a panel mounted or chassis mounted fuseholder. The rating for the fuse is given in the components list.

Never pass a mains lead through a bare lead-in hole in the side of the case, the results can be disastrous and highly dangerous.

Never, absolutely never, tie a knot in mains cable to act as a strain relief against the inside of the lead-in hole.

The only correct way is to always fit a rubber grommet where the cable enters the case and use a cable/strain relief clamp. Also available on the market is a combined bush which acts as a grommet and clamp.

# Marshall's

A. Marshall (London) Ltd., Kingsgate House,  
Kingsgate Place, London NW6 4TA  
Industrial Sales: 01-328 1009  
Mail Order: 01-624 8582 24hr. service  
Also retail shops: 325 Edgware Road, London W2  
40 Cricklewood Broadway, London NW2. 85 West Regent St., Glasgow.  
108A Stokes Croft, Bristol.

We now supply the extremely reliable and cost conscious LEADER range of testgear.

SINGLE TRACE OSCILLOSCOPES				
LBO 510A	5"	4MHz	20mV	£125.00
LBO 512A	5"	10MHz	10mV	£170.00
LBO 513A	5"	10MHz	10mV	£215.00
LBO 507A	5"	20MHz	10mV	£239.00

DUAL TRACE OSCILLOSCOPES				
LBO 308S	3"	20MHz	2mV	£419.00
LBO 508A	5"	20MHz	10mV	£229.00
LBO 520A	5"	35MHz	5mV	£475.00
LNO 514	5"	10MHz	5mV	£255.00

T.V./RADIO TEST GEAR			
LSG 16	Signal Generator		£ 49.00
LSG 231	FM Stereo Signal Generator		£169.00
LCG 392U	PAL B Pattern Generator		£189.00

AUDIO TEST GEAR			
LAG 26	Audio Generator		£ 60.00
LAG 120A	Audio Generator		£119.00
LDM 170	Distortion Meter		£225.00
LFM 35A	Wow/Flutter Meter (DIII)		£249.00
LFM 39A	Wow/Flutter Meter (DIII)		£299.00
LAV 191	Audio Tester		£249.00
LAG 125	Low Distortion Audio Generator		£229.00

GENERAL TEST GEAR			
LCR 740	LCR Bridge		£135.00
LTC 906A	Transistor Checker		£ 90.00
LVT 72	Fet Transistor Checker		£119.00
LTC 907	Transistor Checker		£139.00
LAT 47	Attenuator		£135.00
LAT 45	Attenuator		£ 75.00
LFG 1300	Sweep/Function Generator		£299.00

AMATEUR RADIO			
LDM 815	DIP Meter		£ 43.00
LIM 870A	Antenna Impedance Meter		£ 41.00
LPM 880	RF Power Meter		£ 69.00
LPM 885	SWR/Watt Meter		£ 44.00
LAC 895	Antenna Coupler		£ 85.00
LAC 896	Antenna Coupler		£ 41.00
LAC 897	Antenna Coupler		£ 41.00

Please send large SAE for special catalogue. All prices exclusive VAT/carriage.

The new Marshall's 80/81 catalogue is now available. A veritable treasure house of components, test gear, tools, etc.



Lots of old friends, but also many new products including leader test gear, Crimson Hi Fi Modules, Rechargeable Ni Cad batteries and chargers (very competitive). More components including SN74ALS series, new tools etc. Available by post, UK 75p post paid: Europe 95p post paid: Rest of world £1.35 post paid.

## SINCLAIR INSTRUMENTS

Digital Multimeter		
"	PDM35	£ 34.50
"	DM235	£ 52.50
"	DM350	£ 72.50
"	DM450	£ 99.00
Digital Frequency Meter		
	PFM200	£ 49.80
Low Power Oscilloscope		
	SC110	£139.00

## NEW

TF200	Frequency Meter	£145.00
TGF105	Pulse Generator	£ 85.00

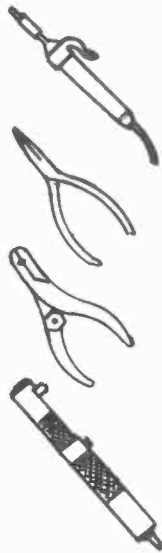
## CRIMSON ELEKTRIK HI FI MODULES

CE608	Power Amp	£20.09
CE1004	" "	£23.43
CE1008	" "	£26.30
CE1704	" "	£33.48
CE1708	" "	£33.48
CPS1	Power Unit	£19.52
CPS3	" "	£23.52
CPS6	" "	£30.00
CPR1	Pre Amp	£32.17
CPR1S	Pre-Amp	£42.52

All Prices + VAT + postage/packaging

Don't forget! We also carry an impressive range of semi-conductors, passive components, electro mechanical components, tools etc.

## PROFESSIONAL TOOLS AT DISCOUNT PRICES



### EXAMPLES:-

S.R.B. 18 watt Soldering Iron	£5.22
Bench Stand with Sponge	£5.21
STEADFAST Side Cutters	£5.38
STEADFAST Snipe Nose Pliers	£4.60
TELPRO Wire Stripper/Cutter	£1.97
TELPRO Desolder Pump	£6.73
SPIRIG Desolder Braid	£0.98

### HOME CONSTRUCTORS TOOL KIT, Model HCK-1.

Includes: SRB Soldering Iron & Stand, Desolder Bulb, Desolder Braid, Plastic Tweezers, STEADFAST Side Cutters & Pliers, Screwgrip Screwdriver, and 125 grams of 18 SWG Solder, all fitted in a Plastic Toolbox with two cantilevered trays

IDEAL GIFT AT ONLY £29.60

ALL PRICES INCLUDE POSTAGE & V.A.T.

Send for free Catalogue.

## TRI-tronic Marketing Ltd

9 BADBY LEYS, RUGBY, WARWICKSHIRE CV22 5RB.  
Telephone: (0788) 73328.

## DORAM ELECTRONICS LTD

Fitzroy House, Market Place,  
Swaffham, Norfolk, PE37 7QH.

## New Catalogue



40p

FREE competition entry with catalogue

to be refunded with first order

REF. Dept. EE

Please send me a copy of your new catalogue

NAME

ADDRESS

I enclose cheque/postal order for 40p


**NEW**  
OVER 40 KITS  
IN THE NEW KS RANGE



**KS100 MINIATURE V.H.F./A.M./F.M. RECEIVER.** Varicap tuned, 88-108 MHz earphone output 240mV, sensitivity 1uV, operates from 9V D.C. (PP3) 2.5mA semiconductors EET/E300 & BC205-G. £5.91 inc VAT

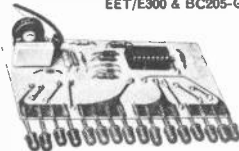


LTD  
**ELECTRONIC KITS**



**NEW**  
OVER 40 KITS  
IN THE NEW KS RANGE

**KS300 BIG BEN DOOR CHIMES.** Loud-speaker output into 40-8 or 4 OHMS (3 watts at 4 OHMS), operates from 8-12V A.C. or 6-10V D.C. uses 4 x I.C.'s 2 x transistors £11.02 inc VAT



**KS140 V.U. INDICATOR.** Using 16 L.E.D.'s, 12 green, 4 red, sensitivity from -1.1-2V, operates from a 12-15V D.C. supply uses UAA170 I.C. £9.60 inc VAT




**KS200 MINIATURE F.M. TRANSMITTER.** 88-108MHz complete with dynamic microphone, operates from 9V D.C. (PP3), semiconductors 2N708 & BC208-B. Not Licenceable in U.K. £7.37 inc VAT




**KS420 DIGITAL VOLTMETER.** 3 Digit .75 inch L.E.D display ranges 0-999mV-0.9-99V-0.99-9.99V, uses 2 x CA3162E I.C. & 3 x BC307 semiconductors, operates from 5V D.C. £19.38 inc VAT

**KS240 3 CHANNEL SOUND TO LIGHT.** 1KW per channel, with bass, middle & treble controls, input range 6-70V p.p., with sensitivity control operates from 240V A.C. £13.63 inc VAT




**KS470 SOUND OPERATED SWITCH.** Complete with dynamic microphone, adjustable sensitivity, relay- 1 pole change over contracts rated at 5 amp, operates from 9-12V D.C. semiconductors 2 x BC208 & 1 x I.C. 741. £11.22 inc VAT

**KS260 CHASE LIGHT CONTROL UNIT.** 3 x 1KW outputs variable speed -25-2.5 sec. operates from 240V A.C. uses 3 x I.C.'s & 3 x triacs £11.22 inc VAT



**KS262 10 CHANNEL CHASE LIGHT CONTROL UNIT.** 350W per channel variable speed, operates from 240V A.C. uses 10 x triacs 10 x BC208-B, 2 x I.C.'s £18.63 inc VAT




**UK11-W WARBLING SIREN, WIRED & TESTED.** Suitable for cars, burglar alarms, fire alarms etc. operates from 12V D.C.-500mA high output 100dBm, completely solid state. £12.40 inc VAT

**7 HUGHENDEN ROAD, HASTINGS, SUSSEX, TN34 3TG**  
Telephone: HASTINGS (0424) 436004

Post & Packing 50p per kit.  
New Range Of Kits includes. Timers, Transmitters, Receivers, Alarm Devices, Audio Amps, Oscillators, Pre-Amps, Digital Alarm Clocks etc. Plastic Cabinets available for most kits. Send S.A.E. for complete catalogue. Trade Enquiries Welcomed.

## MAINS INTERCOM



**NO BATTERIES  
NO WIRES  
ONLY**  
**£37.99**  
PER PAIR  
+ VAT £5.70

The modern way of instant 2-way communications. Just plug into power socket. Ready to use. Crystal clear communications from room to room. Range 1/2-mile on the same mains phase. On/off switch. Volume control, with 'buzzer' call and light indicator. Useful as inter-office intercom, between office and warehouse, in surgery and in homes. P. & P. £1.85 Also F.M. 2 channel 'touch' model £49.95 + VAT £7.50 + P&P £1.95.

## NEW AMERICAN TYPE CRADLE TELEPHONE AMPLIFIER



**£18.95**  
+ VAT £2.85  
+ P & P £1.25

Latest transistorised Telephone Amplifier, with detached plug-in speaker. Placing the receiver on to the cradle activates a switch for immediate two-way conversation without holding the handset. Many people can listen at a time. Increase efficiency in office, shop, workshop. Perfect for "conference" calls: leaves the user's hands free to make notes, consult files. No long waiting, saves time with long-distance calls. On/off switch, volume control, conversation recording, model at £20.95 + VAT £3.15. P&P £1.25.

## DOOR ENTRY SYSTEM

No house/business/surgery should be without a DOOR ENTRY SYSTEM in this day and age. The modern way to answer the door in safety to unwanted callers. Talk to the caller and admit him only if satisfied by pressing a remote control button which will open the door electronically. A boon for the invalid, the aged, and busy housewife. Supplied complete d.i.y. kit with one internal Telephone, outside Speaker panel, electric door lock release (for Yale type surface latch lock); mains power unit, cable (8-way) to 50 and wiring diagram. Price £59.95 + VAT £9.00 + P&P £1.95. Kit with two Telephone £69.95 + VAT £10.50 + P&P £2.15

10-day price refund guarantee on all items  
WEST LONDON DIRECT SUPPLIES (EE10)  
169 KENSINGTON HIGH STREET,  
LONDON, W8

## L B ELECTRONICS

Range of new battery eliminators 6v D.C. 200mA. 95p each, p/p 35p  
Astec um1111 E 36 modulators (pull outs). 65p, p/p 25p

### SPECIAL OFFER

.5in. LED displays FND 500 full spec. common cathode. 50p, p/p 25p  
FULL SPEC. 5 digit .11 inch DIL package. 5 for £1.50, p/p 25p

.2in. red LEDs. 12p each  
TIL209 red. 10p each

Tantalum capacitors 4.7uf at 25v. 14 for £1, p/p 25p  
2716 Eprom single rail full spec. £6.95, p/p 25p

7in. Cable Ties 50 for 75p, p/p 25p  
HP 5082 4 Digit DIL Displays 1.1 or an inch (CC) £1.50 each, p/p 25p

### CAPACITORS

1600 UF 10 volt 160 UF 25 volt One dozen of each £1.00, p/p 25p  
22 way DIL IC Sockets gold-plated 12p each, p/p 25p, minimum order 10

### JUST ARRIVED

Brand new Burroughs 96 keyswitch keyboard (Clare Pender Reed). £12 each, p/p £1.50  
Mini-box fans 80mm x 80mm (approx.), 115v A.C. (brand new). £4.50 each, p/p £1  
Selection of digital cassette decks, new and used, from £28.

Phone for requirements.  
OUT OF HOURS TEL. ANSWERING SERVICE  
★ ALL PRICES INCLUSIVE OF VAT ★  
★ MANY SURPLUS COMPUTER BARGAINS ★  
★ ACCESS & BARCLAYCARD ACCEPTED ★

## L B ELECTRONICS

11 HERCIES ROAD, HILLINGDON,  
MIDDLESEX UB10 9LS  
Tel: UXBRIDGE 55399  
OPEN MONDAY-SATURDAY. CLOSED ALL DAY WEDNESDAY.  
9.30-6.00 Lunch 1-2.15

## ETCH RESIST TRANSFER KIT SIZE 1:1

Complete kit 13 sheets 6in x 4 1/2in £3.00 with all symbols for direct application to P.C. board. Individual sheets 30p each. (1) Mixed Symbols (2) Lines 0.05 (3) Pads (4) Fish Plates and Connectors (5) 4 Lead and 3 Lead and Pads (6) DILS (7) Bends 90° and 130° (8) 8-10-12 T.O.S. Cans (9) Edge Connectors 0.15 (10) Edge Connectors 0.1 (11) Lines 0.02 (12) Bends 0.02 (13) Quad in Line.

## FRONT AND REAR PANEL TRANSFER SIGNS

All standard symbols and wording. Over 250 symbols, signs and words. Also available in reverse for perspex, etc. Choice of colours, red, blue, black, or white. Size of sheet 12in x 9in. Price £1.20.


## GRAPHIC TRANSFERS WITH SPACER ACCESSORIES

Available also in reverse lettering, colours red, blue, black or white. Each sheet 12in x 9in contains capitals, lower case and numerals 1/2in kit or 1/4in kit. £1.20 complete. State size.

All orders dispatched promptly.  
All post paid.

Shop and Trade enquiries welcome  
Special Transfers made to order

E. R. NICHOLLS  
**P.C.B. TRANSFERS**  
Dept. ET111  
46 LOWFIELD ROAD  
STOCKPORT, CHESHIRE. 061-480 2179



By BARRY FOX

### Stereo Television

There has been much talk lately of stereo sound with television. This is because several Japanese TV stations are now transmitting two channels of sound along with their pictures.

Sometimes the two channels are left and right for stereo music but frequently they are in different languages. In this way a film can be transmitted with the option of a native language soundtrack or a dubbed language soundtrack. Students in Japan use these bilingual telecasts to help them learn foreign languages, especially English-American.

The electronics firms are also very enthusiastic about stereo television because it has given them the chance to sell a whole new generation of receivers!

Several European countries are also thinking of starting a stereo TV service. Sweden and Germany are for instance well on the road to a full commercial service. Almost certainly, however, Europe will use a different system from Japan.

The Japanese have backed the so-called f.m.-f.m. system and this puts the second channel of sound on a sub-carrier which is transmitted piggy-back on the normal sound channel. In other words it's similar to the multiplex system used all over the world to transmit stereo sound on v.h.f. f.m. radio. In Europe, however, the stereo television system is more likely to rely on two completely separate sound carriers, each transmitted on a slightly different frequency.

### Simulcast

In Britain there is unlikely to be any stereo sound, of either system, for many years yet. The BBC is standardised on a clever digital system called "sound-in-synchs" for the distribution of TV picture and sound signals between transmitters and studios across the country.

According to this system the TV sound is converted into digital code and packed into the video signal waveform, using the gaps left by the synchronisation pulses. So only a video signal need be distributed. At the other end of the distribution link the digital signals are, of course, "unpacked" from the video

signal and converted back into conventional analogue sound for normal transmission and reception.

Unfortunately, there is only enough room in the video waveform for a mono sound signal. So, obviously, a move to stereo would mean a drastic and expensive re-think by the BBC. And the last thing the BBC can afford at the moment is a drastic and expensive re-think on anything other than absolute essentials. So, for the foreseeable future at least, we shall have to make do with "simulcasts".

A simulcast is a simultaneous broadcast from both TV and radio stations. The television station transmits the colour TV programmes with ordinary mono, single channel sound, and arranges with a friendly radio station to transmit the same sound on f.m. radio in stereo.

The BBC quite frequently offers simulcasts because there is obviously much less of a bureaucratic hassle in linking BBC TV with BBC radio than there is in linking a local commercial radio station with a local commercial TV station. Apart from anything else both the radio and TV commercial stations have to carry the same adverts if they are to run a simulcast. Also it often happens that a local commercial radio station and local commercial TV station cover different areas of listeners. For instance, many people in London who can receive Thames and London Weekend TV will not be able to receive Capital Radio in stereo.

### Headphone Viewing

The ideal way to watch a simulcast is to place the TV set halfway between a stereo pair of loudspeakers hooked up to a stereo radio. But this can be terribly inconvenient and quite often the small picture looks wrong when stranded between a widely spread pair of large loudspeakers.

This is where a pair of good stereo headphones comes into their own. You plug the headphones into the output of your stereo radio receiver and wear them to hear the stereo sound while watching the TV screen.

There is, by the way, an interesting compromise between headphone listening

and loudspeaker listening—a chair with loudspeakers built in. The DIY enthusiasts might like to look at the idea. It isn't even a new proposal.

Way back in the twenties there were plans to install cinema seats with a pair of loudspeakers, one on each side of the cinema goer's ears. The pictures on screen would then seem to be accompanied by a binaural surround of sound. Basically, all you do is clamp a pair of good loudspeakers one on either side of an arm-chair so that the sound from the left loudspeaker goes into your left ear and the sound from the right-hand loudspeaker goes into your right ear. In practice it's not quite as easy as that. There are acoustic problems and it isn't all plain sailing to produce a chair that is both comfortable to sit in and will reproduce hi fi sound in glorified headphone fashion.

A couple of years ago a British firm (Sound Seating Systems of Carshalton, Surrey) made a very creditable stab at the problem with the "Nova" chair. The main disadvantage of this chair was its high price. It cost, £1,000 plus so was out of the price range of most people. But a few well-heeled pop stars are now relaxing in Nova chairs.

### Memory Games

During the summer the *Sunday Times* reported some tests carried out in the USA on training students to remember strings of random numbers. After 230 hours of training, spread over 20 months, one student found he could remember up to 79 digits. Although everyone seemed very excited over this, similar training sessions have in fact been going on in homes all round the world for the last year or so.

The Philips G7000 Videopac computer game can be used with a wide range of solid state cartridges which programme it to play a large selection of games. In fact many of the games aren't really games at all. Cartridge number 7, for instance, offers the choice of a series of mathematical challenges and a memory test called "Echo".

For this test four digits appear on the TV screen and one of them flashes briefly to the accompaniment of an identifying audio tone. The screen then says "your turn" and the operator presses the corresponding number on the keyboard. The screen then flashes two digits and the operator has to type in the same two from memory. Then three digits are flashed.

This goes on and on with the operator having to memorise an ever lengthening string of random numbers i.e. just like those USA tests. You are allowed three mistakes but after the third mistake the game is over and the machine has won.

The maximum possible score is 99 different digits committed to memory. When I borrowed the game for a while a local 16 year old had soon notched up a half century of memorized digits.

In the atmosphere of a traditional school classroom such a strenuous memory test would be something for children to fear; but package the same test as a TV game and it immediately becomes an entertaining challenge. Electronics manufacturers found out very early that it is the kiss of death to label anything an "educational aid" or "test". But call the same thing a "game" and it will sell like hot cakes.

# Everyday News

## LIGHT LINKS FOR TOMORROW'S PHONES

### OPEN DAY AT BRITISH TELECOM RESEARCH LABORATORIES

*By the end of the century homes will be "fibred" to bring a variety of additional services to the telephone subscriber.*

*Links between the local exchange and the subscriber's premises will be glass fibre strands instead of present day copper wire.*

*Along these hair thin strands of glass, speech, video and data signals will be transmitted as pulses of light.*

This is suggested by British Telecom (part of the Post Office) as a logical and realistic development from the optical-fibre communication systems now entering service in various parts of the country in the trunk routes of the telephone network.

For domestic and business customers, a low cost optical f.m. system operating up to 8 or even 34M bits is now under active development. Gallium arsenide edge-emitting i.e.d.s are likely to be used as optical power transmitters, rather than more expensive laser devices. At the subscribers premises a simple receiver incorporating a PIN photodiode/f.e.t preamplifier would be used.

#### High Capacity Systems

Further use of optical fibres is envisaged in high-capacity systems carrying nearly 4,000 calls per fibre pair for use as communications "highways" between cities or under the sea. For this purpose a data rate of 280M bits/s is being studied, with intermediate repeaters or signal amplifiers inserted in the fibre at intervals of 30 to 50km. This represents a considerable advance on present 140M bit systems, with repeater spacings of 8km and compares very well with the 2km spacings of repeaters in conventional land coaxial cable links, and with spacings of about 5km for submarine cables.

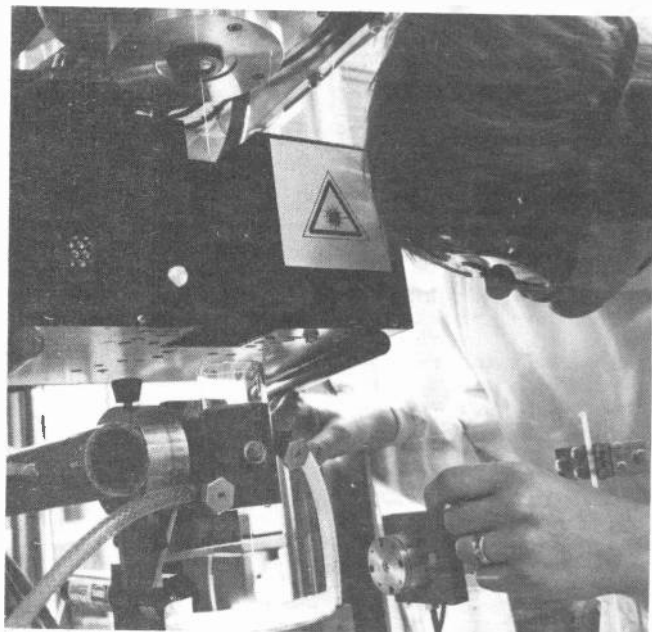
To do this monomode fibre will be needed, with a band-

width one hundred times greater than the best multi-mode fibre. Also, such systems will need to operate at longer wavelengths—1.3 to 1.6 micrometres instead of 0.85 micrometres—where the loss can be as little as 0.5dB/km compared to today's 3.5dB/km. Lasers will be made from gallium indium/arsenide/phosphide, and detectors from gallium/indium/arsenide.

● All this is the outcome of research and development at British Telecom Research Laboratories, Martlesham Heath, Suffolk. Optical-fibre communication systems are just one example of the work undertaken at this leading establishment that was revealed during open days held in September.

More than 3,000 guests from Parliament, industry, the universities, Government Departments, learned societies and other research laboratories had the privilege of seeing "where more of tomorrow's achievements are now in the making for the benefit of telephone users at home and abroad".

Until the 1970s, the Post Office Research Station (as it was formerly) was located at Dollis Hill London. For half a century important work, including during wartime the creation of possibly the world's first electronic computer for helping the Enigma decyphering operation, was performed at Dollis Hill. This tradition is now being continued in the large modern establishment built on a disused RAF Station at Martlesham Heath. Here the central building is a seven-floor laboratory block, planned to



Checking an "optical" fibre with a laser to ensure that any surface micro cracks, due to stretching, have been coated with a silicon resin.

meet the needs of new technologies such as digital switching and transmission, microelectronics and optical fibres.

Martlesham employs nearly 1,900 people of whom 850 are professional engineers or technologists, and 550 technically qualified support staff.

#### Fibre Causes Hustle In I.C.s

Future developments in optical-fibre systems are dependent upon faster semiconductor logic devices for signal processing. At operating speeds in excess of 100M bits silicon has its limitations and gallium arsenide (GaAs) is being investigated as an alternative. New ideas in circuit design are also being exploited. For example, Capacitive Coupled Logic (CCL) using GaAs Schottky gate depletion mode MESFETS (Post Office patented).

This demonstrates very well how the requirements of one advancing technology can spur on new developments in another technology.

British Telecom have of course a long record of achievements in the field of semiconductors, notably the long-life transistors in use in

high capacity submarine cables, which won the Queen's Award for Technology 1972.

The Research Department is currently engaged in the development of prototype fabrication of large scale i.c.s.

Present designs, which make extensive use of computer based design aids, employ a 5V silicon gate NMOS technology and include a general purpose digital filter, to be first used in the SSMF4 signalling receivers of System X local exchanges. The filter contains 8,500 transistors in a silicon chip 5mm square.

The development of a 3 micrometre minimum line width silicon gate NMOS technology is now nearing completion and a 5 micrometre line width isocmos process is now being established.

At the laboratories an electron microscope is used for dynamic inspection of complex prototype i.c.s. By a strobing action, the operation of the circuit is slowed down and changes of potential throughout the circuit can be seen by the observer as changes from dark to light in the projected image. Thus





## INVESTING IN THE HIGHLANDS

GIM is investing £8.5 million in expanding its semiconductor plant at Glenrothes. Nippon Electronics of Japan has confirmed Livingston New Town, Scotland, as the site for its first European manufacturing plant.

The NEC's investment of £40 million will eventually employ 800 people. Meanwhile the EEC has granted

over £3 million in regional aid to 14 Scottish-based companies, four of them in the electronics industry.

### INMOS Start-up

The British Government-backed INMOS company is hoping to start volume production of solid-state 16K memories in the first quarter of 1981.

Manufacture, however, will be in the United States in a new factory at Cheyenne Mountain, Colorado Springs. The first INMOS UK factory will not be completed until 1982 and a possible second factory in the UK has, as yet, no start date.

## Information Technology

One Minister and one government department should be responsible for co-ordinating government policies towards information technology. This is the main recommendation of a report from the Advisory Council for Applied Research and Development (ACARD) published in September. The report, *Information Technology\**, which was produced by a working group chaired by Sir Robert Clayton, Technical Director of G.E.C. Limited, describes information technology as "perhaps the most important area of application of microelectronics".

The report states that hardware is available for all needs whereas software is limited by shortage of people to prepare programmes. Another major problem is the attitude of people towards computerised methods. A more favourable climate of public opinion has to be created to win wide acceptance of the new technology.

To remedy the shortage of 25,000 to 40,000 people in the software area, immediate steps must be taken to train suitable personnel in industry. As a long term measure, plans must be made to take entrants from a wide area, and not limited to mathematicians and scientists.

\* Available from HMSO bookshops, price £3.30.

any defects in any part of the chip are made visible.

### Testing Time For Components

Reliability and Life-Time Tests of electronic components intended for use in telecommunications equipment is a vitally important activity at British Telecom Research Laboratories.

Three particularly interesting physical causes of failure in i.c.s that are investigated are: *electromigration*, where the movement of aluminium atoms along a conductor caused by collisions with the conducting electrons can result in voids leading eventually to open circuits; *dielec-*

*tric breakdown*; and *corrosion*, due to absorbed moisture on the chip surface.

Stringent tests are performed on plastic encapsulated semiconductors to ensure a sufficiently high standard amongst these cheap mass produced components. There is increasing pressure for their use in telecoms and other professional applications on account of their greater availability and low cost.

Thick film hybrid microcircuits are extensively used in telecoms, and because of the varied technologies involved, special tests have been devised to assess potential reliability.

## ANALYSIS

### THE DOLLAR WATCH

Before the British currency was decimalised the coinage enjoyed a rich vocabulary of slang. The "joey", "tanner", "bob", "half-dollar", "dollar", the "half-quid", the "quid". The dollar was so-called because the exchange rate was of the order of four US dollars to the British pound sterling in pre-war days. And, back in 1938, you could buy a serviceable watch for a dollar, that is 25p by today's nomenclature.

The dollar watch was a little miracle of engineering for the price. About two inches in diameter and a quarter inch thick it was packed with its "works" of mainspring, gear train, balance wheel with its delicate hairspring, its escapement mechanism. Remove the back and you could see the wheels go round. It had a loud re-assuring tick and fitted snugly in the waistcoat pocket.

A real bargain for a dollar. That is until you recall that in 1938 the average wage for a male industrial worker was £3.45 for a 48-hour week and the ladies averaged only £1.63 for their 44-hour stint.

Today, following years of inflation, average incomes are well over 20 times those of 1938. But if we take a factor of 20 as the inflation rate then the dollar watch of 1938 should now cost a "fiver".

In such relative terms the dollar watch is back. For just under a "fiver" (£4.95 to be precise) you can now buy the 1980 equivalent. Waistcoats are out of fashion so the package is designed for wear on the wrist with stainless steel strap included in the price.

The old clockwork mechanism is gone, so have the dial and hands. Instead there is a chronometer standard quartz oscillator "movement" and liquid crystal digital readout giving the date as well as time. Daily re-winding is supplanted by a once-a-year change of battery. The comforting audible tick is replaced by an equally comforting visual on-off flash of the colon every second.

The dollar watch explains much of what has happened during the past 40 years. The little miracle of miniature mechanical engineering is displaced by the even greater miracle of microminiature electronic engineering. We have found a better way of making watches. It's a pity that the ancient craft of the watchmaker is fast disappearing but nobody can honestly deny that the new product is far superior for the same price.

An even greater pity is that today's dollar watch is made in the Far East. But that's just another sign of our changing times.

Brian G. Peck



Eddystone Radio, with a long history of making quality short-wave receivers, has now moved into the transmitter business with an initial contract from the BBC to build fifty 1kW MF broadcast transmitters.

The Central Electricity Generating Board is looking at wind-power as a supplementary form of electricity generation. Early trials would most likely be on a flat inland area with a 100kW generator but a chain of interlinked 1MW windmill generators is envisaged.

## Semi—Growth

Sources in the US say that the world trade recession will only check, not reverse, semiconductor sales growth. In 1980, for example, growth will only be 14 per cent.

By 1983, however, industry sales will have risen at a compound growth rate of 24 per cent. I.C.s still have the highest growth rate but discrete sales are still growing but at a much lower annual rate.



# TWO-NOTE DOOR CHIME

BY W.J. KEELEY

SOME TIME ago the author was asked to help some elderly relatives who were having some difficulty with their doorbell. The basic problem was that of audibility and the solution seemed to be a strident two-tone door chime that could if required, be easily repeated in other areas of the house. The chime must of course be reliable and should if possible be battery operated, with a long battery life. Various ideas were considered and finally a simple circuit using two CMOS integrated circuits was evolved and it is this circuit that forms the basis of this project.

## CHIME

The chime consists of two cascaded 0.5 second timers controlling two tone generators whose outputs are combined to drive a simple loudspeaker output stage. Pressing the door-push triggers the first timer which turns on the 800Hz tone generator.

After about 0.5 second the timer resets disabling the 800Hz tone. The action of turning the tone generator off is used to trigger the second timer which turns on the 400Hz tone generator, again for about 0.5 second. When the second timer resets the 400Hz tone is turned off, ending the chime sequence.

The unit is self-contained and needs only a suitable door-push to operate it. Experience shows that it is well worthwhile investing in a good quality door-push, especially if it's situation is in any way exposed—the contact plating on cheap switches is very thin and doesn't take long to corrode.

Being totally solid state this chime is triggered by a voltage change which

means there is little or no contact wear on the door-push. With electro-mechanical chimes, on the other hand, the door-push contacts have to carry current and arcing can occur because of the inductance of the electro-magnet windings when the door push is released. The resulting contact wear leads to corrosion and eventual failure.

## DUAL MONOSTABLE

The full circuit is shown in Fig. 1. IC1 is a 4528 CMOS dual monostable connected in cascade to provide the sequential timing pulses. The timing components, R2, C1, R3, C2 have been chosen to give an interval of about 0.5 second. The other i.c., IC2, is a 4011 CMOS quad NAND gate arranged

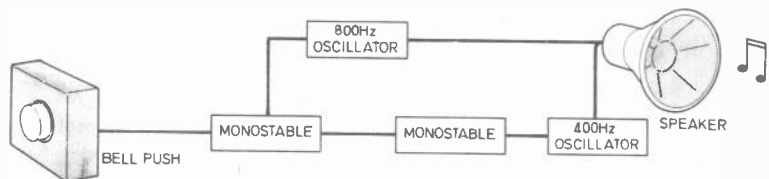
as two simple oscillator circuits to form the tone generators.

The spare input of the first gate in each oscillator is used as a control input and is connected to the Q output of the respective monostable. The remainder of the circuit is a simple output stage to drive the loudspeaker.

It may seem a little strange that the battery is shown permanently connected. This is quite in order as CMOS integrated circuits only draw supply current when they are actually changing logic state. Under steady state conditions the supply current is solely due to leakage effects and is of the order of a few microamps.

The best measurement the author was able to make of the chime steady state current was 5 to 10 microamps.

## HOW IT WORKS



A bell push is connected via two monostables to two oscillators. When the switch is activated, the first monostable comes on and switches on the first oscillator. After a short period this resets activating the second monostable which turns on the second oscillator.

After a further short period this also resets and the bell push must be pressed again to restart the sequence.

During operation the chime draws a peak current of about 10mA. Experience so far, indicates that battery life for a PP6 is about 12 months. Use of a smaller battery, such as a PP3 is not recommended.

### CIRCUIT PRINCIPLES

Before considering circuit operation in detail it is worthwhile looking at the monostables and tone generators. The monostables used in the chime have two trigger inputs, *A* and *B*; a clear input, *CD* and two outputs, *Q* and  $\bar{Q}$ . The logic of the monostable is such that when triggered the *Q* output goes to logic 1 and remains in this state for a time determined by the external timing components.

The two trigger inputs are designed to respond to "edges", that is they respond to the rate of change of the trigger signal rather than the actual voltage level. Input *A* is triggered by positive edges, that is a transition from logic 0 to logic 1, whilst input *B* is triggered by negative edges, or transitions from logic 1 to logic 0.

### RESET

A further input *CD*, is used to reset the monostable if it is desired to terminate the timing sequence. A logic 0 at this input will reset the *Q* output to logic 0 and the  $\bar{Q}$  output to logic 1. One further aspect of the monostables used in the chime is that they are retriggerable.

This simply means that a further trigger signal applied during the timing period will extend that period. In our application this is something of a disadvantage because pressing the door-push again while the first note of the chime is sounding will extend the period of that note.

To overcome this would involve additional logic and the author feels that the problem is not sufficiently serious to warrant increasing the complexity of the circuit.

### LINEAR OPERATION

An interesting property of CMOS gates is that they are capable of linear operation in the region where the output changes logic state. If a resistor is connected between input and output it is possible to bias the gate so that it performs as a high gain amplifier. This principle is used in the tone generator circuits.


Two NAND gates are cascaded and a resistor is connected between the midpoint and an input of the first gate. A capacitor between this input and the output of the second gate completes the circuit. When the control input is taken to logic 1 both gates go into their linear region, the second gate being biased by the output of the first.

The capacitor provides heavy positive feedback and the circuit functions as a relaxation oscillator at a frequency determined by the time constant of the bias resistor and the feedback capacitor.

### COMPLETE CIRCUIT

Finally we can consider the chime circuit as a whole. Initially the *Q* outputs of the monostables, IC1a and IC1b are at logic 0 and the  $\bar{Q}$  outputs at logic 1. Both tone generators, IC2a/b and IC2c/d are disabled by their control inputs being held at logic 0 by the respective monostable *Q* output.

Input *A* of monostable 2, IC1b, is held at logic 1 by the  $\bar{Q}$  output of IC1a. Monostable 2 is not triggered because, as explained earlier, input *A*



is triggered by a positive transition rather than a steady logic 1.

Operating the door-push takes input *A* of IC1a to logic 1 (+9V). The transition triggers the monostable, output *Q* goes to logic 1 and  $\bar{Q}$  to logic 0. The logic 1 at *Q* enables the 800Hz tone generator IC2a/b and the output from this drives the output transistor via R6. At the end of the timing period IC1a resets and disables the 800Hz tone generator.

Output  $\bar{Q}$  goes to logic 1 and this transition triggers IC1b via input *A*. The 400Hz oscillator IC2c/d is enabled and drives the output stage via R7 to generate the second note of the chime sequence.

At this stage in the chime operation there is no reason why monostable 1 could not be triggered again by inadvertant operation of the door-push. This would cause the two chime notes to be generated simultaneously giving a rather odd effect, so to prevent mis-operation in this way the *Q*

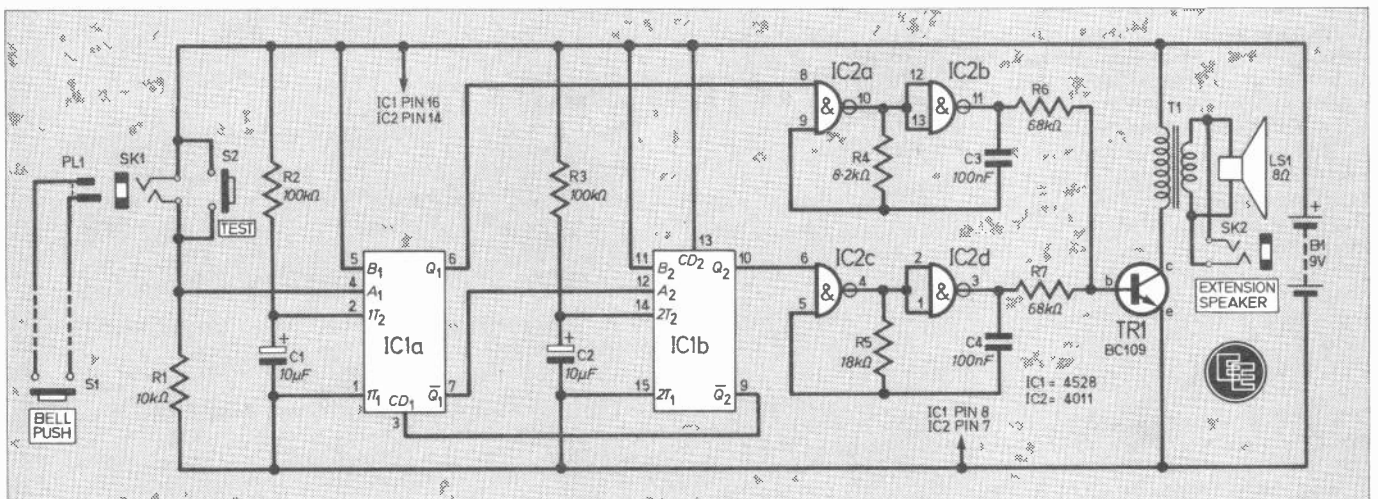


Fig.1. Complete circuit diagram of the Two-Note Door Chime.

## TWO-NOTE DOOR CHIME

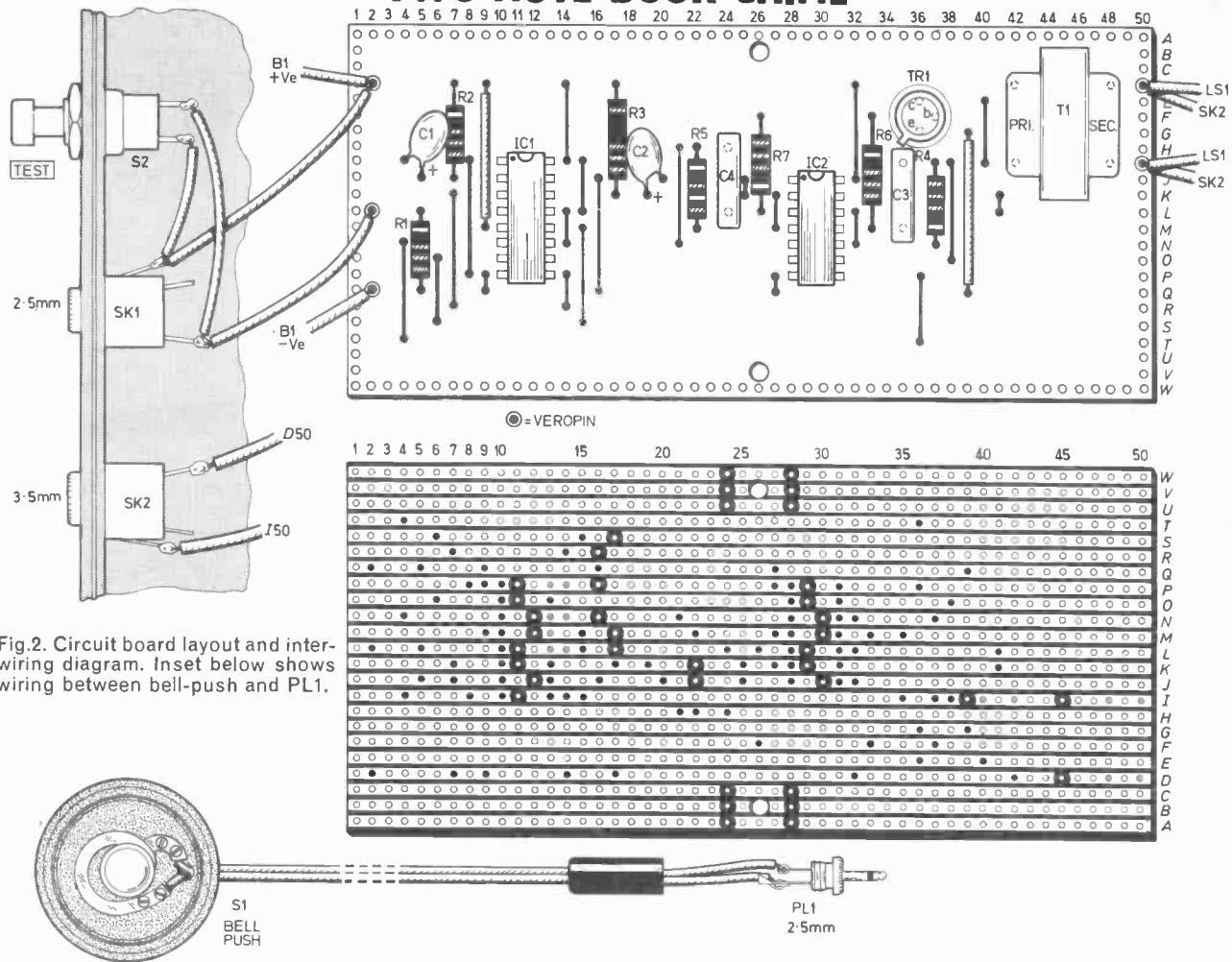



Fig.2. Circuit board layout and interwiring diagram. Inset below shows wiring between bell-push and PL1.



### COMPONENTS

#### Resistors

R1	10k $\Omega$	R5	18k $\Omega$
R2	100k $\Omega$	R6	68k $\Omega$
R3	100k $\Omega$	R7	68k $\Omega$
R4	8.2k $\Omega$		
All $\frac{1}{4}$ W carbon $\pm 5\%$			

#### Capacitors

C1	10 $\mu$ F 16V tantalum bead
C2	10 $\mu$ F 16V tantalum bead
C3	100nF polyester
C4	100nF polyester

See  
**Shop  
Talk**  
page 792

#### Semiconductors


IC1	CD4528 CMOS dual resettable monostable
IC2	CD4011A CMOS quad two-input NAND gate (see text)

TR1 BC109 *n*p*n* silicon

#### Miscellaneous

S1	Single pole bell push
SK1	2.5mm miniature jack socket
SK2	3.5mm miniature jack socket
PL1	2.5mm miniature jack plug
B1	9V PP6 type
LS1	miniature type, eight ohms impedance
T1	miniature transistor output transformer type LT700.

Case, size 188 x 110 x 60mm, Verocase type 202-21031 G, or similar; stripboard, 0.1 inch matrix, 35 strips by 45 holes; battery connector; Terry clip to hold battery; interconnecting wire; nuts, bolts and spacers to mount circuit board and battery clip.



View inside the unit from the side showing battery in position and loudspeaker wiring.

COMPONENTS  
approximate  
cost  
**£5.50**  
excluding case

output of IC1b is connected to the clear, CD, input of IC1a.

During the second chime note this output is at logic 0 and so holds IC1a in the reset mode preventing triggering. At the end of the chime sequence the clear input is restored to logic 1 and normal operation of IC1a can begin when it is next triggered by the door-push.

## STATIC PROTECTION

From a practical point of view the only specific component requirement for the door chime is that IC2 must be the suffix "A" version of the 4011 without static protection. The static protection circuits on the inputs of the "B" version prevent the linear mode of operation which is essential for proper operation of the tone generators.

It is also desirable that the timing capacitors, C1, C2 and the output and supply decoupling capacitors, C5, C6 be tantalum capacitors to ensure low leakage current when the chime is inactive. Take great care with the integrated circuits and avoid unnecessary handling, especially IC2.



## CIRCUIT BOARD

Construction is straightforward and presents no special problems. Work begins with the component board as this can be completely assembled and tested prior to fitting in the chime case.

Cut the 0.1 inch stripboard to the overall size given in Fig. 2. An easy way to cut stripboard is to score along the adjacent row of holes to cutting edge using a scribe and straight edge—do this on both sides of the board.

Grip the required part of the board firmly on a flat surface such as a table edge. Gently flex the off-cut until it breaks cleanly along the score line. The edge is finished with a file taking particular care no whiskers of copper are left to bridge tracks.

Drill the two fixing holes and using Fig. 2 as a guide, plot and break the copper track in the positions marked. Make certain the track is cut cleanly and all swarf is removed.

The first step in assembly is to fit the i.c. sockets as these provide a handy reference for locating the other components. Next come the wire links, now fit the resistors and capacitors.

Make sure the electrolytics are correctly polarised.

Some makes of tantalum bead capacitors are legended and the positive lead is usually marked with a "+". Other makes are colour coded. Finally fit the output stage components and terminal pins. The board is now ready for checking and testing.

## TESTING

The board should first be checked very thoroughly for mistakes and bad joints. Once you are satisfied all is well a push-button can be temporarily connected. Likewise connect the loudspeaker and finally wire up the battery connector lead making certain that the positive battery lead (red) is connected to the correct terminal. Plug the battery in.

It is likely the chime will sound a partial sequence as the circuit settles down. Press the test button. The chime should now sound a complete two note sequence. If it doesn't work disconnect the battery and check the wiring and assembly again. If nothing is apparent reconnect the battery and do some basic fault-finding.

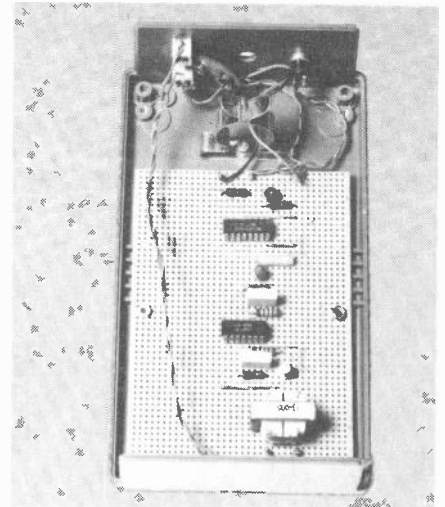
First check that the voltage on the i.c. supply pins is correct. Next test the monostables by checking that the Q output of IC1a goes to logic 1 when the test button is pressed and the Q output of IC1b goes high approximately one second after the button is operated. The tone generators are best tested by removing IC1 and temporarily linking the appropriate control input to the positive supply rail.

## CASE

When the chime board has been tested it can be mounted in the base section of the cabinet. This is a standard Verobox type 202-21031G, size 188 x 110 x 60mm, and features knock-out keyhole slots in the base for easy wall mounting. Start by sorting out the correct mounting slot to use, cut this out and clean up with a round file. Fit the battery clip at the opposite end of the case such that the battery will lie lengthwise. (See photographs.)

Drill the mounting holes for the component panel and for the door-push socket SK1. Finally comes the most tricky part of the operation, cutting the loudspeaker slots in the case lid. Slots were chosen in preference to anything else as they are more in keeping with the appearance of the chime.

Mark a 25mm diameter circle in the position shown in the photographs on the underside of the lid. Draw a horizontal diameter across the circle and mark the positions of the slots. Draw vertical guide lines for each slot and drill a 3mm hole at the top of each slot. Carefully cut down the slots with an Abrafile in a hacksaw frame



Inside view of the case showing circuit board and wiring to sockets and test push switch.

and finally clean up with a small file.

Available low cost imported small loudspeakers are not generally provided with fixing holes and are intended to be secured in place by small metal brackets hooked over the rim. These are rather fiddling to make and the author would suggest a simple alternative—epoxy adhesive. Although crude, this is perfectly satisfactory provided care is taken to avoid getting adhesive on the cone.

When the loudspeaker is fixed in place the chime can be fully assembled and retested prior to final installation.

## INSTALLATION

Installation is straightforward and as mentioned earlier, battery life should be of the order of one year in normal use. The output stage and battery decoupling circuits were included to minimise distortion caused by unwanted feedback effects due to the rise in internal resistance of the battery as it ages.

Change the battery when the chime note becomes distorted to avoid any damage due to chemical leakage from the exhausted battery.

Battery removal is no problem and maintenance is further aided by connecting the door-push to the chime with a miniature 2.5mm jack socket and plug.

In the prototype chime a 3.5mm jack socket was fitted to allow connection of a small extension loudspeaker in another room. If you do fit an extra loudspeaker, then the combined impedance of the extension and internal loudspeakers should not be less than 8 ohms. To achieve this you may well have to increase the impedance of the internal loudspeaker to 16 ohms.

A test button was also provided on the unit. Both these facilities are optional and can be omitted if not required. □

# RADIO WORLD

By Pat Hawker, G3VA

## TV by Telephone

One reason why the video telephone—demonstrated in Germany well over 40 years ago—has remained a dream rather than practical reality is that you cannot send high-quality pictures along a pair of ordinary telephone wires, at least not very far. The high-frequency components of a broadband signal soon get lost and there are problems of phase and crosstalk. But I remember in the mid-sixties seeing demonstrations of a German equalising unit that allowed a black-and-white 405-line picture to be sent perhaps a mile along a good telephone circuit and come out still looking quite reasonable.

So it was interesting to see at the recent *Open Day* at British Telecom (Post Office) Research centre at Martlesham, Suffolk some of the work that is still going on in the field of limited-bandwidth real-time and slow-scan TV systems. These successfully overcome problems of distortion and crosstalk when used in the local switched telephone network.

A surprisingly effective 313-line system with a bandwidth of 1MHz (instead of the 5MHz of the conventional 625-line system) can be sent more than a mile over standard telephone circuits without intermediate repeaters: such systems would allow local video telephone calls to be made at very modest charges. A digitally-coded version of this system has a bit-rate of 2Mbit/s and could be sent for virtually any distance along the standard pulse-code-modulation circuits widely used on urban junction routes: in effect this would be equivalent to 30 speech circuits compared with the 1,000 speech circuits needed for a full-bandwidth 5MHz TV signal.

British Telecom are also looking seriously at a whole range of different "slow-scan" TV systems in which a series of high-definition still pictures can be sent in times that vary from 2 minutes to 4 seconds per frame. The 4-second rate (64kbit/s) is equivalent to a speech path on System X, the new digital telephone system on which so many hopes of the British Telecommunications industry are based.

This useful research has still to answer one question: when *you* use the telephone do you *war* to be seen as well as heard? Sometimes perhaps, but I suspect not very often. Another research establishment noticed that people talking together seldom spend much time watching the speaker's face.

## First catch your frog

For centuries, electromagnetic radiation or radio waves in the form of lightning static remained unnoticed and, until a little more than a century ago, unsuspected. But then, in a remarkably short time between about 1885 to 1915, a whole

series of ingenious techniques were developed to detect radio waves and so permit the practical realisation of radiotelegraphy. These included spark-gap detectors, coherers and magnetic detectors, thin-film and capillary detectors, thermal detectors, crystal (semiconductor) detectors and thermionic detectors.

From a recently published book by Dr Vivian Phillips of University College of Swansea, entitled *Early Radio Wave Detectors* published by Peter Peregrinus Ltd in association with the Science Museum, one can learn how scores of ingenious ideas were developed and tested successfully, only later to sink into obscurity. Contrary to commonly accepted beliefs, the Fleming thermionic diode and the De Forest audion triode made little immediate impact on the scene and the real breakthrough perhaps came with the very sensitive regenerative detector based on the triode developed by Howard Armstrong and others just before World War I. Dr Phillips, however, places the "modern era" rather earlier, about 1910.

It is just as well that some of the ideas did fade away. For example, Lefevre's "physiological detector" required the user to find, kill and expose the muscle nerve of a frog (before rigor mortis set in), an idea hardly calculated to appeal to the modern radio listener.

Arthur Isbell, on the other hand, took advantage of our sense of taste. In his system, two small silver electrodes were placed against the tongue and apparently it was possible to read by "taste" morse signals at speeds of 5 to 10 words per minute. Some signals apparently had a "sour stinging taste" and could produce the sensation of toothache, while the listener also experienced an optical sensation of lights dimming with each pulse due to contraction of the irises in the eyes.

If Morse could do that one wonders just what would be the disco-lights effect of hard rock broadcasts!

## Pictures from Space

The reception of TV programmes in our homes directly from geostationary satellites 22,300 miles above the equator, with the prospect in "overspill" areas of being able to watch the programmes of other countries, is an interesting and quite exciting prospect for the not-so-distant future. But, personally, it is not something that I expect to be able to do as a matter of course for quite a few years yet.

Some of the more sensational forecasts clearly fail to distinguish between what is becoming technically feasible and the long pull still needed before direct-broadcast satellites (DBS) are likely to be fully established on an operational basis in Europe. One has still to assess the

problems presented by the need to pinpoint and rectify the fault that caused the *Ariane* launch failure last May.

A less spectacular but quite significant set-back to DBS has been the premature failure of the two 100-watt travelling-wave-tube amplifiers on the Japanese *Yuri* (Broadcast Satellite Experiment) spacecraft. This was launched a couple of years ago and initially gave very encouraging results. So far only one high-power TWT amplifier (on board the Canadian *Hermes*) has survived its full term of life.

This is one reason why there seems a lot in favour of the latest Canadian intention of introducing a new CBC programme channel by using just one relatively low-power satellite transponder and then depending on the very large number of Canadian cable (wire-distribution) systems to deliver the pictures into the homes. At the same time it has shown in current field trials that it will be possible for viewers not on cable systems to pick up the broadcasts direct from the satellite by using aerial dishes of 1.2 to 1.8 metre diameter instead of the smaller 60cm to one-metre dish contemplated for higher power DBS systems. These large aerials would, of course, be more expensive and more difficult to protect against wind and snow, but then they would be used only in a few remote homesteads.

Such a system combines the proven effectiveness, low costs and reliability of "distribution" satellites (as used very widely in North America and elsewhere) but is attractive only in those countries where the penetration of multi-channel cable systems is very high. In practice the average Canadian viewer on cable already has access to more TV programme choice (Canadian and American) than viewers almost anywhere else in the world.

For many of us the real question is whether more programme choice really means a better TV service: the debate between "broadcasting" and "narrow-casting". It will be interesting to see the results of the current Home Office study of the implications of DBS by 1985 or 1990 in the United Kingdom, promised by about the end of this year.

## Novice Licences

As somebody who believes that Amateur Radio in this country would benefit from the introduction of a third class of licence that would enable newcomers to enjoy some h.f. operating while still studying for the Radio Amateurs Examination and the Morse Test, it is disappointing to learn that the Home Office is showing reluctance even to consider seriously a novice licence.

In Australia, for example, novice licences were introduced a few years ago (about the same time as 27MHz CB) and today there are some 6,100 full licences, 3,300 "limited" licences for v.h.f. only (equivalent to our Class B licences that do not require a Morse test) and 3,200 holders of the novice licence which has presented far fewer problems to the authorities than the controversial CB facilities. West Germany is the latest country to introduce a form of transitional licence to encourage h.f. operation.

It seems a great pity that the British licensing authorities always seem to be lukewarm towards any extension of non-professional radio.

**NEW**

**PRACTICAL ELECTRONICS PROJECT 125 WATT POWER AMP KIT**

**SPECIFICATIONS**

Max. Output power 125 watt RMS  
 Operating voltage (DC) 50-80 Max.  
 Loads 4-16 ohms  
 Frequency response Measured at 100 watts 25Hz-20kHz  
 Sensitivity for 100 watts 400mV @ 47k  
 Typical T.H.D. @ 50 watts 4 ohms load 0.1 %  
 Dimensions 205 x 90 and 190 x 36 mm

The P.E. power amp kit is a module for high power applications—disco units, guitar amplifiers, public address systems and even high power domestic systems. The unit is protected against short circuiting of the load and is safe in an open circuit condition. A large safety margin exists by use of generously rated components, the

output stage uses four 115 watt transistors normally only two would be used, result, a high powered rugged unit. The PC Board is backprinted, etched and ready to drill for ease of construction, and the aluminium chassis is preformed and ready to use. supplied with all parts and circuit diagrams.

**£9.50** plus £1.00 p&p

**ACCESSORIES**


Suitable L.S. coupling electrolytic **£1.00** plus 20p p&p  
 Suitable Mains Power Supply Unit **£7.50** plus £2.75 p&p  
 sufficient for one power amp



**AS FEATURED IN PRACTICAL ELECTRONICS OCTOBER ISSUE**

**DIY STEREO BARGAIN PACKS FEATURING FAMOUS BUILT MULLARD PREAMP MODULES**


**MULLARD STEREO PREAMP MODULES AND TWO 12 WATT POWER AMP KITS.**



In easy to build form P.C.B.s backprinted, etched and drilled ready to use.

**BUILD A 12 WATTS PER CHANNEL STEREO AMPLIFIER ACCESSORIES AND L.S. KIT EXTRA (not available separately) £6.00**

DIY PACK 1 2 x power amp kits LP1182/ preamp module, suitable for ceramic and auxiliary inputs. **£6.00** plus £1.10 p&p  
 DIY PACK 2 2 x power amp kits LP1184 preamp module suitable for magnetic ceramic and auxiliary inputs. **£8.50** plus £1.15 p&p  
 DIY SPEAKER KIT Two 8" x 5" approx. 4 ohm bass. **£3.50** plus £1.70 p&p



DIY ACCESSORIES Mains transformer smoothing capacitor rectifier 4 x slider controls, for base, treble and volume.


**£3.00** plus £1.60 p&p

ACCESSORIES: Available only at time of purchase of Bargain Packs

**12 + 12 WATT AMPLIFIER KIT** NOTE: for use with 4 to 8 ohms speakers.

With up-to-the-minute features. To complete you just supply screws, connecting wire and solder. Features include din input sockets for ceramic cartridge, microphone, tape or tuner. Outputs—tape, speakers and headphones. By the press of a button it transforms into a 24 watt mono disco amplifier with twin deck mixing. The kit incorporates a Mullard LP1183 pre-amp module, plus 2 power amplifier assembly kits and mains power supply. Also featured 4 slider level controls, rotary bass and treble controls and 6 push button switches. Silver finish fascia panel with matching knobs. Easy to assemble teak simulate cabinet and ready made metal work. For further information instructions are available price 50p. Free with kit. Size 9 1/4" x 8 3/4" x 4" approx. **£13.95** plus £2.55 p&p

BSR chassis record deck with manual set down and return, complete with stereo ceramic cartridge **£8.50** plus £2.75 p&p when purchased with amplifier. Available separately **£10.50** plus £2.75 p&p.  
 8" SPEAKER KIT, 2 Philips 8" approx. speakers. **£4.75** per stereo pair plus £1.50 p&p when purchased with amplifier. Available separately **£6.75** plus £1.50 p&p.  
 STEREO MAGNETIC PRE-AMP CONVERSION KIT all components including P.C.B. to convert your ceramic input on the 12 + 12 amp to magnetic. **£2.00** when purchased with kit featured above. **£4.00** separately inc p&p.



BSR Manual single play record deck with auto return and cueing lever. Fitted with stereo ceramic cartridge 2 speeds with 45 rpm spindle adaptor ideally suited for home or disco use.



**£12.25** plus £2.75 p&p Size approx 13" x 11"

PHILLIPS RECORD PLAYER DECK GC037 Size approx 15 1/2" x 12 1/2" Hi Fi record player deck. 2 speed, damped cueing, auto shut-off, belt drive with floating sub chassis to minimise acoustic feedback. Complete with GP401 stereo magnetic cartridge—LIMITED STOCK. UNBEATABLE OFFER AT **£27.50** complete plus £2.75 p&p

**OFFER!** SAVE MONEY by purchasing 12 + 12 amp kit, BSR record deck and speaker kit together for only **£25.50** p&p £4.50.


**PRACTICAL ELECTRONICS CAR RADIO KIT £10.50** (Constructors pack 7) plus £1.75 p&p



2 WAVE BAND MW LW  
 \* Easy to build \* 5 push button tuning  
 \* Modern styling design \* All new unused components  
 \* 6 watt output \* Ready etched & punched P.C.B.  
 \* Incorporates suppression circuits \* Now with tape input socket

All the electronic components to build the radio, you supply only the wire and solder as featured in the Practical Electronics March issue. Features: Pre-set tuning with five push button options, black illuminated tuning scale, with matching rotary control knobs, one, combining on/off volume and tone-control, the other for manual tuning, each set on wood simulated fascia. The P.E. Traveller has a 6 watts output, neg ground and incorporates an integrated circuit output stage, a Mullard IF module LP1181 ceramic filter type, pre-aligned and assembled and a Bird pre-aligned push button tuning unit. The radio fits easily in or under dashboards. Complete with instructions

**CONSTRUCTORS PACK 7A**  
 Suitable stainless steel fully retractable locking aerial and speaker (approx. 6" x 4") is available as a kit complete **£1.95** p&p £1.00  
 Pack 7A may only be purchased at the same time as Pack 7.  
 NOTE: Constructor's pack 7A sold complete with radio kit **£15.20** including p&p.  
 FEATURED PROJECT IN PRACTICAL ELECTRONICS.



**30 + 30 WATT STEREO AMPLIFIER BUILT AND TESTED**

Viscount IV unit in teak simulate cabinet silver finished rotary controls and pushbuttons with matching fascia. red mains indicator and stereo jack socket. Functions switch for mic magnetic and crystal pickups, tape and auxiliary. Rear panel features fuse holder. DIN speaker and input socket 30 + 30 watts. RMS 60 + 60 watts peak for use with 4 to 8 ohm speakers. Size 14 1/2" x 10" approx.

READY TO PLAY **£32.90** plus £3.30 p&p



323 EDGWARE ROAD, LONDON W2  
 21 A HIGH STREET, ACTON W3 6NG


ACTON: Mail Order only. No callers  
**ALL PRICES INCLUDE VAT AT 15%**  
 All items subject to availability. Price correct at 10/10/80 and subject to change without notice.  
 For further information send for instructions 20p plus stamped addressed envelope.  
 NOTE: Persons under 16 years not served without parent's authorisation.

**BARGAIN OFFER!!**



ARISTON PICK UP  
 Ariston pick-up arm manufactured in Japan. Complete with headshell. Listed price over £30.00. OUR PRICE plus £2.50 p&p **£11.95**

**100 WATT MONO DISCO AMPLIFIER**



Brushed aluminium fascia and rotary controls. Size approx 14" x 4" x 10 1/4". Five vertical slide controls, master volume, tape level, mic level, deck level, PLUS INTER DECK FADER for perfect graduated change from record deck No. 1 to No. 2, or vice versa. Pre fade level controls (PRL) lets YOU hear next disc before fading it in. VU meter monitors output level. Output 100 watts RMS 200 watts peak. **£76.00** plus £4.00 p&p

**50 WATT MONO DISCO AMPLIFIER**

Size approx 13 1/2" x 5 1/2" x 6 1/2". 50 watts rms. 100 watts peak output. Big features include two disc inputs, both for ceramic cartridges, tape input and microphone input. Level mixing controls fitted with integral push-pull switches. Independent bass and treble controls and master volume. **£30.60** plus £3.20 p&p



# I Can't Do Maths!

BY GEORGE HYLTON

DON'T DESPAIR. THIS FOUR-PART SERIES PROVIDES A GUIDE TO BASIC CONCEPTS

## 2 - DAMNED DOTS

INVENTING figures was easy. For small numbers you just made one mark for each unit; so 1, 2, and 3 became I, II, and III in the Roman system. For larger numbers this becomes cumbersome, so you invent new symbols.

If you count on your fingers, 5 is a logical number for a new symbol because it is "one handful of ones." So we have the Roman V. Similarly 10 is two handfuls and merits its own symbol such as X.

Roman numerals are cumbersome to multiply and divide with. What is XII times XV? It's easy enough to do the calculation in our numbers, but try to do the same thing in roman numerals and you'll soon get in a mess.

The trouble is that the roman number-system had no symbol for zero. This makes multiplying and dividing very difficult. Perhaps this was the true reason for the decline of the Roman Empire: they just couldn't do the complex arithmetic needed by a highly-organised economy!

The zero is said to have originated in India then spread to the Persian and Arabic worlds. Our number-system is a modified form of the Arabic system. The invention of a sign for zero makes decimal numbering easy. It also leads naturally to decimal fractions. We don't know exactly how the zero-symbol was invented, but a plausible guess is that it arose when some kind of aid was used in counting.

Suppose you are counting the people as they pass one by one through a narrow gate, the ancient equivalent say of a turnstile.

A watcher could record the number of spectators without doing any arithmetic at all, by dropping a pebble into a bag every time somebody went through the gate. This procedure registers the number of people all right but for a big crowd you need an awful lot of pebbles. And although the size and weight of the bagfull give a splendid general impression of the total number they don't, at a glance, give the precise number. For this you have to count the pebbles.

You can imagine the bag being handed over to some ancient accounts clerk. He might count the pebbles into a little box. When he reached 10 he might empty the box but register the "ten" by placing a single pebble into another box. So now there's a "tens" box as well as a "ones" box.

When the "tens" box accumulates ten pebbles it could be emptied and a single pebble put into a "hundreds" box, and so on. In this way the number of pebbles needed to record a large number of people is vastly reduced. Any number up to 9999 can be registered by using at most 36 pebbles.

Moreover, the number can be read off from the number of pebbles in each box. To record it in written form all you need to do is write down the contents of each box in order, starting, say, with the "thousands" box, then the "hundreds" and so on. Thus if there were two pebbles in the "thousands" box and five in each of the others the number must be 2555.

But if a box is empty you must have a symbol to record this fact, because if you were simply to ignore an empty box you would then record the wrong number. If for example the "hundreds" box were empty, as it would be if the number were 1028, it is no good writing 128. The zero symbol is all-important.

If it's not people you are counting but money, weights, and so on, which can be divided (a pound into pence, a gram into milligrams and so on) the system still works. All you need is to add a box for "tenths", a box for "hundredths" and a box for "thousandths", etc. But now when you write down a number you have to show where the fractional units start.

If you have three pebbles in the "ones" box and six in the "tenths" box you mustn't write down 36, but put some sort of mark after the 3 to show that this is the point where the ones end and the tenths begin. In the English-speaking world we write 3.6, but any sort of agreed dividing mark will do.

In continental Europe a comma is generally used instead of a decimal point. Here, we traditionally use commas to mark off thousands, for example, 58,653. Since this looks to many foreigners like what we understand by 58.653, scientists have agreed to substitute a gap for the thousands comma, so 58,653 becomes 58 653.

Percentages are easily turned into decimal fractions. Per cent just means "per hundred" and "per" means "divided by". So  $12\% = 12/100$  which is 0.12. For percentages over 100% you end up with numbers over 1.

Vulgar fractions like  $\frac{1}{2}$  or  $\frac{3}{4}$  are turned into decimal fractions by dividing the top number by the bottom number. Normally, it won't go; for example, in  $\frac{3}{4}$ , 4 won't go into 3. But if you turn 3 into 30 tenths it will. You are then left with two tenths and if you turn these into 20 hundredths you can again divide by 4 and this time there is no remainder so the calculation is finished.

In long division, the calculation is:

$$\begin{array}{r} 0.750 \\ 4 \overline{) 3.000} \\ \underline{2.8} \phantom{0} \\ 20 \phantom{0} \\ \underline{20} \phantom{0} \\ 00 \end{array}$$

You needn't think about tenths and hundredths, because once the decimal point is inserted at the point where whole numbers cease and fractions begin the process is no different from ordinary long division of whole numbers. If you run out of figures in the number you are dividing (3 in this example), you just add another 0.

The justification for this follows on from what we were saying about counting into boxes. If the units box contains three pebbles and the tenths, hundredths, and thousandths boxes are empty the number represented by the pebbles can be written, 3.000 with as many extra noughts as you like since *all* the fraction boxes are empty.




- ORDER BY POST OR TELEPHONE WITH BARCLAYCARD/ACCESS
- ELECTRONIC TEST EQUIPMENT SPECIALISTS
- ALL PRICES INCLUDE VAT

# AUDIO ELECTRONICS

- ALL MODELS ON DISPLAY
- RETAIL - MAIL ORDER - EXPORT - INDUSTRIAL
- OPEN SIX DAYS A WEEK
- CALL IN AND SEE FOR YOURSELF

## SCOPES

A range of Scopes in stock from 5mHZ Single Trace to 50mHZ Dual Trace. Mains and Battery/Mains Portables. Many on demonstration.



HAMEG ● TRIO ● LEADER  
● SINCLAIR ● HITACHI

### SINGLE TRACE (UK c/p etc £2-50)

Hm 307-3 10mHZ, 5mV, 6 x 7cm display plus component Test	£170-00
CO1303D 5mHZ, 10mHZ, 7 x 7cm display	£109-25
SC110 10mHZ Battery portable, 10mV, 3.2 x 2.6cm display (Optional case £8-80, Nicads £7-95, Mains unit £4-00)	£149-95
LB0512A 10mHZ, 10mV, 5" display	£195-50
CS1559A 10mHZ, 10mV, 5" display	£198-50
V151 15mHZ 1mV 5" display	£241-50

### OPTIONAL PROBES (ALL MODELS)

X1 £6-50, X10 £8-50, X100 £12-95, X1-X10 £10-95  
ALL SCOPES NOW WITH FREE PROBE(S)

### DUAL TRACE (UK c/p etc £3-50)

CS1562A 10mHZ, 10mV, 5" display	£244-95
CS1575 5mHZ, 1mV, 5" display	£270-00
Hm 312-8 20mHZ, 5mV, 8 x 10cm display	£287-50
CS1566A 20mHZ, 5mV, 5" display	£323-15
CS1352 15mHZ, 2mV, 7.5cm display, Battery Mains portable (Nicads pack £29-90)	£346-15
Hm 412-4 20mHZ, 5mV, 8 x 10cm display plus Sweep Delay	£399-50
CS1577A 30mHZ, 2mV, 5" display	£455-40
CS1830 30mHZ, 2mV, 5" display plus Sweep Delay	£507-15
Hm 512-8 50mHZ, 5mV, 10 x 8cm display, Delay Sweep	£667-00
LB0514 10mHZ, 1mV (5mV), 5" display	£294-00
V152 15mHZ 1mV 5" display	£326-60
V302 30mHZ 1mV 5" display	£447-35
V550 50mHZ 1mV 10 x 8cm	£799-25

Delay sweep + 3 channel display

## GENERATORS

(UK c/p £1-75)



TRIO ● LEADER ● CSC  
SINCLAIR ● LEVELL

### RF

SG402 100KHZ-30mHZ with AM modulation	£64-40
LSG16 100KHZ-100mHZ (300mHZ on Harmonics)	£56-50
SG2030 250KHZ-100mHZ low cost range	£46-95
ARF300 18HZ-200mHZ Low cost range	£76-95

### AUDIO and RF

2001 1HZ-100KHZ	£86-00
TG105 5HZ-5mHZ	£92-50
4001 0.5HZ-5mHZ	£105-00

### PULSE

A range of Signal Generators to cover Audio, RF and Pulsing. Mains operated (TG series Battery).

### AUDIO (All sine/square)

AG202A 20HZ-200KHZ	£65-55
LAG26 20HZ-200KHZ	£69-00
LAG203 10HZ-1mHZ Sine/Square	£120-75
AG120A 10HZ-1mHZ	£137-00

### LEVELL

(Battery Portables) ('M' with Meter)

I52 SERIES 3HZ-300KHZ Sine/Square	£92-00
200 SERIES 1HZ-1mHZ Sine/Square	£113-85
TG152D	£124-20
TG152DM	£149-50
TG200D	£155-25
TG200DM	

### SWR/FS AND POWER METERS



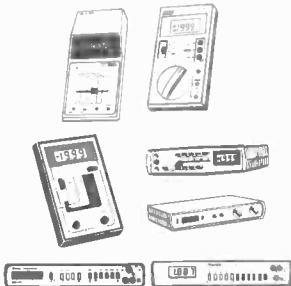
Range in stock covering up to 150mHZ and up to 1K watt power. PL259 sockets, 250UHZ Grid Dip. SWR9 SWR/FS 3-150mHZ £9-50  
SWR50 SWR/Power meter 3.4-150mHZ 0-1000 watts £13-95  
110 SWR/Power 1.4-144mHZ 0/10/100 watts £11-50  
171 As 110 Twin meter plus FS £14-50  
Plus large range of BNC/PL259/etc leads / plugs / adaptors / connectors always in stock.  
176 SWR Power FS 1.4-144mHZ, 5-50 watt £16-60  
KDM6 Grid Dip 1.4-250mHZ £38-50

## DIGITAL MULTIMETERS

KAISE ● SINCLAIR ● LASCAR

### HAND HELD

(UK post etc 85p)



TM352 3 1/2 Digit LCD plus 10ADC and Hfe checker	£54-95
PDM35 3 1/2 Digit 16 range LED (no AC current)	£32-95
ME502 3 1/2 Digit LED plus 10A DC and Hfe checker	£43-95
LM2001 3 1/2 Digit LCD 2 amp AC/DC 0-1%	£51-70
6200 3 1/2 Digit LCD 0-2A AC/DC, Auto range	£39-95
6220 As 6200 plus 10A AC/DC	£49-95
6100 As 6200 plus Cont. test/range hold	£64-95
6110 As 6100 plus 10A AC/DC	£74-95

A range of LED and LCD Bench and Hand DMM's battery operated with optional Mains Adaptors—some with optional Nicads. All supplied with batteries and leads.

### BENCH PORTABLES


(UK c/p £1-00)

DM235 3 1/2 Digit LED 21 ranges, 0-5% AC/DC 2A	£56-50
DM350 3 1/2 Digit LED 34 ranges, AC/DC 10A	£78-50
TM353 3 1/2 Digit LCD AC/DC 2 amp	£86-50
TM351 3 1/2 Digit LCD AC/DC 10 amp	£107-95
LM100 3 1/2 Digit LCD AC/DC 2 amp	£86-50
DM450 4 1/2 Digit LED 34 ranges, AC/DC 10 amp	£107-95

(DM series options: Carry case £8-80, Nicads £7-95, Mains adaptor £4-00.)

## MULTIMETERS

(UK post etc 75p)



KRT101 1K/Volt 10 range pocket	£4-50
ATM1/LTI 1K/Volt 12 range pocket	£5-95
NH55 2K/Volt 10 range pocket	£6-95
ATI 2K/Volt 12 range pocket de luxe	£7-95
NH56 20K/Volt 22 range pocket	£10-95
YN360TR 20K/Volt 19 range pocket plus hfe test	£13-95
AT1020 20K/Volt 19 range de luxe plus hfe test	£16-95
7081 50K/Volt 36 range plus 10 amp DC	£19-95
TMK500 30K/Volt 23 range plus 12A DC/Cont. test	£21-50
AT20 20K/Volt 21 range de luxe plus 10A DC and 5KV DC	£21-95
AT205 50K/Volt 21 range de luxe plus 10A DC	£24-95
7080 20K/Volt 26 range large scale, 10A DC plus 5KV AC/DC	£26-95
AT2050 50K/Volt 18 range de luxe plus hfe test	£28-50
AT210 100K/Volt 21 range de luxe 12A AC/DC	£29-95
360TR 100K/Volt 23 range plus hfe checker and AC/DC 10 amps	£34-95

## FREQUENCY COUNTERS



Portable and Bench LCD and LED Counters up to 600mHZ. Prices include batteries and leads.

### HAND HELD (UK post etc 85p)

PFM200 20HZ to 200mHZ 8 Digit LED	£54-50
MAX50 100HZ to 50mHZ 6 Digit LED	£61-00
MAX550 30KHZ to 550mHZ 6 Digit LED	£106-00

### BENCH PORTABLES

(UK c/p £1-00)	
MAX100 8 Digit LED 5 HZ to 100mHZ	£89-00
TF200 8 Digit LCD 10HZ to 200mHZ	£158-95
7010A 9 Digit LED 10HZ to 600mHZ	£184-00
200 6 Digit 100mHZ LED built into 0-002HZ to 5-5mHZ pulse generator	£437-00
TP600 600mHZ Prescaler for TF200	£41-00

CSC ● SINCLAIR ● SPC ● OPTO ELECTRONICS

## LOGIC PROBES/ MONITORS

Logic probes indicating high/low, etc. states that scopes can miss. All circuit powered for all IC's.  
LP3 50 mHZ logic probe £55-95  
LP1 10 mHZ logic probe £35-50  
LP2 1 1/2 mHZ logic probe £19-95  
LMI Logic monitor £33-00  
Also in stock range of Protoboard kits and breadboards.

## MINI DRILLS AND KITS

(9-12 Volt 1/4" chucks)	
Small Drill plus 3 collets	£7-25
Medium Drill plus 3 collets	£10-50
Small Drill plus 20 tools	£14-95
Medium Drill plus 20 tools	£17-95
Mains Drill	£13-95
Mains Drill plus 20 tools	£21-50

CHOOSE FROM THE UK'S LARGEST SELECTION

Stockists of electronic equipment, speakers/kits, PA equipment plus huge range of accessories ● UK carriage/packing as indicated ● Export - prices on request ● All prices correct at 1/11/80 E & OE ● All prices include VAT.

**AUDIO ELECTRONICS** Cubegate Limited

OPEN SIX DAYS A WEEK

301 EDGWARE ROAD, LONDON, W2 1BN, ENGLAND. TELEPHONE 01-724 3564




FREE CATALOGUE!

Send large SAE (17 1/2 UK) Schools, Companies, etc. free on request.

# constructors projects

Each book presents a collection of constructional projects, giving details of how the circuit works, how it is assembled and how setting up and troubleshooting problems may be solved. There are eight titles in the series, all at £2.50



- |  |  |
|--|--|
| <b>Electronic Projects in Music</b><br>A.J. Flind 0 408 00391 X          | <b>Electronic Projects in the Car</b><br>M. George 0 408 00386 3         |
| <b>Electronic Projects in Audio</b><br>R.A. Penfold 0 408 00338 3        | <b>Electronic Game Projects</b><br>F.G. Rayer 0 408 00379 0              |
| <b>Electronic Projects in Hobbies</b><br>F.G. Rayer 0 408 00354 5        | <b>Electronic Projects in the Home</b><br>Owen Bishop 0 408 00346 4      |
| <b>Electronic Projects in the Workshop</b><br>R.A. Penfold 0 408 00383 9 | <b>Projects in Radio and Electronics</b><br>Ian R.Sinclair 0 408 00345 6 |

Send coupon now (no stamp required) to  
Philip Chapman, FREEPOST,

**Newnes Technical Books**  
Borough Green, Sevenoaks, Kent TN15 8PH

Please send me

title .....

at £2.50 each. Find enclosed cheque/postal order for £ .....

Name .....

Address .....

## TECHNICAL TRAINING IN ELECTRONICS AND TELECOMMUNICATIONS

ICS can provide the technical knowledge that is so essential to your success; knowledge that will enable you to take advantage of the many opportunities open to you. Study in your own home, in your own time and at your own pace and if you are studying for an examination ICS guarantee coaching until you are successful.

- City and Guilds Certificates:**  
**Telecommunications Technicians**  
**Radio, TV, Electronics Technicians**  
**Technical Communications**  
**Radio Servicing Theory**  
**Radio Amateurs**  
**Electrical Installation Work**  
**MPT Radio Communications Certificate**

- Diploma Courses:**  
**Colour TV Servicing**  
**Electronic Engineering and Maintenance**  
**Computer Engineering and Programming**  
**Radio, TV, Audio Engineering and Servicing**  
**Electrical Engineering, Installation and Contracting**

POST OR PHONE TODAY FOR FREE BOOKLET

**ICS To: International Correspondence Schools**

Dept 268B Intertext House, London SW8 4UJ or telephone 622 9911

Subject of Interest .....

Name .....

Address .....

Tel: ..... Age: .....



**QUALITY REEL TO REEL & CASSETTE TAPE HEADS + MECHANISMS**

**POPULAR UNIVERSAL CASSETTE TAPE HEADS**

B12-01 Mono Playback.....£1.89	C42RPH04 Stereo GLASS FERRITE R/P ... £11.60
B12-02 Mono Record/Playback.....£4.02	C42RPS18 Stereo TWIN GAP R+P .....£25.21
B24-01 Stereo Playback.....£3.30	E12-09 Mono/stereo erase ..... £ 1.85
B24-02 Stereo Record/Pbk.....£6.66	B22-02 Twin 1/2 track R/P..... £ 5.97
B24-07 Stereo R/P, (Dolby Stm).....£7.87	C44RPH03 Quad 1/2 track R/P.....£13.17
C42RPH20 Stereo SENDUST R/P.....£9.28	C44RP2ESD1 Quad 1/2 track combined R/P + Erase.....£26.45
C42RPE01 Stereo combined R/P + Erase.....£10.93	C22ES02 Twin half track erase.....£ 4.72


SEND FOR OUR FULL CATALOGUE 50p including P. & P.

**MONOLITH**

PLEASE ENCLOSE 30p P&P WITH ORDER

**THE MONOLITH ELECTRONICS CO. LTD.**  
5/7 CHURCH ST., CREWKERNE, SOMERSET, ENGLAND. (0460) 74321

ALL PRICES INCLUDE VAT



## THIS MONTH'S SNIP!

**COMPONENTS** — Over 1,000 types in stock.  
**SERVICE** — Same day despatch.  
**QUALITY** — All guaranteed products.  
**MAGAZINE PROJECTS** — Trouble free

send s.a.e. for priced parts list of EE projects (max 4) stating month and project title.

I enclose 30p\* please send catalogue

name .....

address .....

\*refundable with future orders over £5.00

# LETTERS

## Calculator for Joggers

I have just completed building the *Phone Call Charge Jogger* (E.E. October '80) and found it a very worthwhile project to build and use.

With the addition of a cheap Woolworth's "Texet" calculator it is possible to make a meter with a digital readout of cost.

I connected the "=" button to the 9 volt battery eliminator plug inside the calculator enabling it to be used as a normal calculator as well as on the call meter. This was then connected to a suitable relay in place of the lamp. Each time the device is to be used, "3.5 + 3.5 =" has to be entered. The Jogger is then switched on and used as described in the article.

Every time the unit charges up 3.5p, the calculator will indicate the accumulated amount spent plus an additional 7p, so this must be subtracted from final total to arrive at the cost of the call.

Each time the device counts the Jogger must be reset. To overcome this a pair of contacts from the relay could be placed across the reset button on the Jogger so when the relay pulls in it pulls out again almost immediately to automatically reset the Jogger.

David Plumb (Age 13),  
Enfield, Middlesex

*The idea of linking circuits to a calculator for display and basic computation is not original, but nevertheless the application here is a good one. Using a calculator for this purpose does not involve the user in any modifications should the basic unit cost alter. This is carried out by the entry via the calculator keyboard. Also V.A.T. can be accounted for during accumulation. For example if the unit cost is 3.5p, then the unit cost including V.A.T. at the present rate equals 4.025, which would be the figure to key in initially.*

## Mail Order

I always read with interest *Counter Intelligence* in EVERYDAY ELECTRONICS, and I should like to comment on Mr. Young's remarks on "Mail Order" in the October 1980 issue.

Of course we know what Mr. Young means by point (1); but as William Caxton could have told him one can't print without a printing press, and type or a block. Moreover I do not myself care for all-block-capitals. I think it looks uncouth, and it prevents one distinguishing the Post Town as requested by the Post Office. (See Postal Addresses and other publications.)

Your point (4) (about allowing for inflation) is surely impractical, or needs amplification. If obeyed as it stands, almost every order would need a cheque in return as change—unless the balance were retained as a tip, and I hardly think you intend that. The thing to do is either to pay by credit card or send a cheque

made out for a maximum amount in words and ask the supplier to fill in, in figures, the actual amount required.

In this way one can cover uncertainty over the amount required for p&p, and also the possibility that some items ordered may be not available. I learned this method many years ago from the Box Office, the Royal Shakespeare Theatre, Stratford-on-Avon. It saves a lot of trouble on both sides.

Too often mail-order firms send out catalogues which in effect tell lies. One receives a catalogue, picks out a number of attractive lines, and sends off an order. When the parcel arrives a number of items are absent, and the advice note says "not available". Yet in the parcel is a new catalogue or price list offering these very items.

This has happened to me several times, and the inference I make is that the lines were not in stock when the first catalogue was sent out.

E. F. Good,  
Darlington

## Timer Circuits

I am a new reader of your magazine, as I want to know more about i.c.s. Also I bought the October edition as I wanted something like the *Phone Call Charge Jogger* featured in it. However I was disappointed to note that this is no more than an RC circuit, not very accurate.

I saw on the accompanying Wall Chart that "Timer" i.c.s are listed, and then found that two of these are used in the *Darkroom Controller*. But surprise, surprise, that circuit is also no more than an RC circuit! I ask what function is served by the NE555 i.c.? I thought that something better would be possible with an i.c. designed as a timer.

I am looking for a timer with a little more accuracy than the conventional RC delay, without going to the expense and complication of quartz crystal control. Are any other of your circuits more suitable?

I look forward to learning more about i.c.s from your new series and hope you will soon tell me how to select the most appropriate item from the Wall Chart, and how to use it.

R. Gobbett,  
Basingstoke, Hants.

*We are sorry to hear that you were disappointed with the Jogger circuitry. This device never claimed high accuracy nor is this demanded for its intended use. Its main function is to alert the subscriber that another unit has clocked up on his bill with the resetting action providing an annoyance or nuisance factor that will help or jog their memory to this effect. We do not consider the inclusion of a more sophisticated high accuracy timer to have any benefit. In fact the unit would then take that much longer to pay for itself in terms of any savings it may provide.*

*The 555 timer i.c. employed in the Darkroom Timer is a very accurate timer having little variation with temperature and more important the supply voltage. The properties of the external timing capacitor and resistor will determine the overall accuracy of the timer. Use of highly stable capacitors, and metal film or oxide resistors will provide an accurate repeatable timing period. The tolerance of these components can be accounted for by means of voltage control to pin 5 (not employed in this project). In fact, voltage control to pin 5 could be used to determine timing periods over a 10:1 range.*

*Extreme accuracy for such a project is in our opinion not required. After all, the accuracy of a conventional mechanical timer is far less than that can be obtained with the 555 timer i.c.*

*All timers we know of are based on the charging of a capacitor through a resistor—even quartz crystal timers. Accuracy is dependent to some extent on the region of the capacitor charge (or discharge) curve that is being monitored. Inaccuracies will arise when the regions near the top of the charge curve are used. This is the case with the Jogger circuit, but not with the 555 where a specific region, that between one-third and two-thirds the supply voltage, is monitored.*

*Crystal control is not possible for producing long time intervals unless a divider is added to its output which adds considerably to the cost.*

*The Precision Timer in last month's issue could be the one you are looking for although this is based on an RC circuit, but has integral divider.*

*Your requirements for help in selecting devices from the Wall Chart has been noted and could be covered in a later article.*

## U.V. and Glass

Referring to *Reader's Letters* in your October 1980 edition on the answer to the letter from Mr. Craig concerning p.c.b.s.

Please do *not* use glass to hold the pattern to the photo-resist board when exposing to ultraviolet rays. Glass is quite opaque to all ultraviolet radiation and the experiment would not work. Better to use nothing to hold the pattern to the coated board or use clips at the edge, outside the pattern.

W. Smith,  
St. Annes-on-the-Sea,  
Lancs.

*We have not to date been able to investigate the u.v. transmission properties of glass, but can report that glass has been used on several occasions by us with successful results. The glass was from a bathroom cabinet shelf. Exposure time was about 20 minutes. Could it be that this glass has special properties regarding u.v. light?*

## PLEASE TAKE NOTE

### TTL Logic Probe (September 1980)

We apologise for some errors that occurred in Fig. 2. An additional break is required to be made on the underside of the board at location F14. Diodes D2 and D1 are shown reversed. Their anodes and cathodes should be transposed.

### Audio Effects Unit (October 1980)

Please note that there should be an additional break at position K8 on the circuit board.

# WORKSHOP MATTERS

By Harry T. Kitchen

## Further additions

Last month we looked at the items required for the basic tool kit so that an active and productive life as an electronics enthusiast could be pursued. This month I want to continue the theme, taking in tools and "bits and pieces" that will both extend our capabilities and make life easier. So where should we spend our hard earned pennies?

Well, perhaps the best place is the last section covered last month: soldering irons and solder. If you have ever picked up a soldering iron by the business end you will have noticed how very hot it was; if it was plugged in, that is! So the very first addition should be a good safe soldering iron stand.

Most manufacturers supply them to suit their irons, but it is quite simple, and much cheaper, to fabricate your own from a piece of sheet aluminium. You need nothing elaborate, just a stand that will protect you and your clothing from the hot bit; at the same time, it must have adequate ventilation so that the iron does not over-heat. A lot depends on the design of the iron you have.

Having protected yourself and possessions from the hot iron, you must now take precautions to protect the components that you will be soldering, and this is not as fatuous as you may at first sight think.

Correct soldering depends upon depositing the correct amount of solder, at the correct temperature, on the component to be soldered. The melting point of even 60/40 solder is far higher than the tolerance levels of most components, unless applied for the absolute minimum amount of time essential for a good soldered joint.

This means that the component must be protected from excessive heat, or more accurately excessive heat applied for an excessive length of time. To do this you need a heat shunt which does precisely that; it shunts heat away from a vulnerable component.

The simplest shunt is a pair of slim nose pliers, but that normally requires the use of three hands! Proper heat shunts cost very little, and though they come in a variety of forms, all those that I have tried work well.

## Connecting leads

If you indulge in any form of experimental work, you will sooner or later require, temporarily, to join "something" to "something else". You can string wires about, perhaps soldered at various points, but in my experience a proper set of connecting leads is well worth while making up.

For electronics work you need nothing more than 14/0-076 inch, or in metric, 16/0-2mm. Ideally it should be in as many colours as you can find or buy, and a suitable length varies from 12 inches to around 3 feet or their metric equivalents.

At the end of every lead you stick a connector. These can be small and large crocodile clips, 2mm and 4mm terminal plugs, the same at both ends, and mixed. You need to arrive at as many permutations as you can; sooner or later you will need them. These can be tidily strung up from hooks attached to the wall or work bench.

## Keeping notes

I am sure that I am not the only person with a poor memory. Some of us are worse than others. The moral of this is to keep copious notes of everything you do, no matter how advanced you may be, or confident of your memory.

Sketch out every circuit, note every measurement, every calculation. A hard backed A4 ring binder is as good as anything for this as plain, lined, and squared paper can be intermixed. Also keep a note of the date and, if extreme, of the temperature.

Some circuits are temperature dependant, and may not operate properly at extremes; if you have a note of the temperature you may get an inkling to the probable cause. You may well think that the professional, strict way, is a waste of time, but events will almost certainly prove you wrong.

## Good housekeeping

"Good housekeeping? The man is mad!" I can hear you exclaim. Not so. Long experience has convinced me that an extension of keeping notes to tidy working is very necessary to achieve high constructional output and maintain domestic harmony, as well as prolonging the life of your tools. Still not convinced? Let me expound further.

It is all a matter of courtesy and common sense. Courtesy where others are concerned means that if you are not master of your own domain you must request permission, and obtain it, before committing acts of vandalism on your electronics components.

While you work away, you must be on the guard for drops of solder which adhere most viciously to carpets, leaving evidence of their presence. Similarly, be on your guard against snippings of wire which fly off like missiles with a mind of their own, and lodge in the most unexpected places. Don't leave the soldering iron where it can burn the table, hence the stand. In short do unto others...

When you close your constructional activities, you should leave everything nice and tidy, so that you are welcome another time. But where do you put it all, all your myriad bits and pieces? Well, I have found from practical experience that jam jars are invaluable for the impecunious, and these will accommodate most of your components, the larger and heavier excepted.

Jam jars allow you to examine the contents fairly easily, whilst strong cardboard boxes will permit storage of the rest, as well as soldering irons and tools. Tools, though, ought to have their own storage, and here old drawers, cutlery trays and the like come in very useful, for they permit division of the tools to some extent. This division stops the tools knocking around and getting damaged and worn.

If your talents extend to woodwork you can make yourself a made to measure tool box with a compartment for everything, and really this is the ultimate aim; a proper home for every tool. It has another benefit too, and that is the absence of any tool is soon noted so that it can be rescued.

If you have the necessary cash, then undoubtedly a proper storage system is highly desirable, necessary even, if you have much to store. I have, over several years, acquired a set of inter-locking drawers in three sizes. All come with dividers, and form the most useful storage system for small to medium sized electronics components that I have in my own workshop.

They are certainly, in the long term, far preferable to the individual chest of drawers that one can buy. I have two of these, bought before I discovered the inter-linking drawers, and not only are they dissimilar, but I have seen neither for sale since.

## Bind it

It's so easy and tidy with the Easibind to file your copies away. Each binder is designed to hold approximately 12 issues and is bound and blocked with the Everyday Electronics logo. Gold lettraset supplied for self blocking of volume numbers and years.

Price £4.40 including postage, packing and V.A.T.. Why not place your order now and send the completed coupon below with remittance to: IPC Magazines Ltd, Post Sales Dept, Lavington House, 25 Lavington St, London SE1 0PF

it's easy with EASIBIND

### Order Form

Everyday  
ELECTRONICS

I enclose p.o./cheque value .....  
for ..... binders. Years required .....

(BLOCK LETTERS PLEASE)

Name .....

Address .....

Date .....

**READ ALL ABOUT IT — all the latest on home entertainment equipment and ideas in . . .**


# HI FI YEARBOOK AND HOME ENTERTAINMENT 1981

Published again in November, this new 1981 edition in larger magazine size means more comprehensive coverage of the whole range of home entertainment equipment, from aerials to headphones, from microphones to video recorders and from radios to electronic organs.

Backed by authoritative articles on developments in the world of Hi Fi, plus details of stockists, Hi Fi Yearbook and Home Entertainment 1981 is essential reading for enthusiasts and buffs.

Available from leading newsagents and bookshops from 1st November 1980. Price £3.00.

If you have difficulty in obtaining your copy order direct from the publishers @ £3.50 inclusive.



## ORDER FORM

To: General Sales Manager, Room 205, Quadrant House, The Quadrant, Sutton, Surrey, SM2 5AS.

Please send me . . . . . copy/copies of the Hi Fi Yearbook and Home Entertainment 1981 @ £3.50 including postage and packing. Cheque/postal order should be made payable to IPC Business Press Ltd.

Name \_\_\_\_\_  
(please print)

Address \_\_\_\_\_

\_\_\_\_\_

Registered in England No. 677128.

EE/1



# ABSONGLEN LTD.


ANNOUNCE THE

## MINIBENCH\* II

Special Introductory price!



**DO YOU EVER NEED  
A FEW MORE HANDS?**



\*Trade Mark

PATENTED

- ★ Just a squeeze to clamp or release circuit board.
- ★ Adjustable minimum jaw aperture
- ★ Jaws flip over for work on either side of circuit board
- ★ Rubber lined jaws for circuit board protection & maximum grip
- ★ Single wing nut controls jaw attitude and friction setting
- ★ Crocodile clips mounted on flexi-arms hold components exactly where needed
- ★ Crocodile clip can be used as a heat shunt
- ★ Lens similarly mounted is ideal for close work and spotting those solder bridges
- ★ Flexi-arms keep station with circuit board
- ★ A typical configuration would include two Flexi-arms with clip and one with lens
- ★ Attractive stove enamel two-tone finish
- ★ Built to last a lifetime!

Post Coupon today:

Name.....

Address .....

.....

..... Postal Code .....

Please supply ONE Minibench II £12.95

Flexible Arms with clips ..... @ £ 4.75†

Flexible Arms with lens ..... @ £ 5.75†


Postage and Packing £2.00

Cheque/Postal Order enclosed for £

†Price applicable to Minibench purchasers only.

**Messrs. ABSONGLEN LIMITED,  
(EE11) THE FORGE, STAPLOW,  
LEDBURY, HEREFORDSHIRE HR8  
1NP.**

# IT'S AS EASY AS A,B,C...



See us on STAND F1 at LONDON BREADBOARD EXHIBITION

- A EXP 650 For microprocessor chips. £3.60
- B EXP 300 The most widely sold breadboard in the UK; for the serious hobbyist. £5.75
- C EXP 600.6" centre channel makes this the Microprocessor Breadboard. £6.30
- D EXP 4B An extra 4 bus-bars in one unit. £2.30
- E EXP 325 Built in bus-bars accepts 8, 14, 16 and up to 22 pin ICS. £1.60
- F EXP 350 270 contact points, ideal for working with up to 3 x 14 pin DIPS. £3.15
- G PB6 Professional breadboard in easily assembled kit form. £9.20 (Not illustrated.)
- H PB 100 Kit form breadboard recommended for students and educational uses. £11.80 (Not illustrated.)

## & IT'S AS EASY AS 1,2,3 with THE EXPERIMENTOR SYSTEM

SCRATCHBOARD  
-BREADBOARD  
-MATCHBOARD

1. EXP 300PC which includes one item. A matchboard pre-drilled PCB - £1.32
2. EXP 302 which includes three items. Three 50-sheet scratchboard workpads - £1.68
3. EXP 303 which includes three items. Two matchboards and an EXP 300 solderless breadboard - £8.60.
4. EXP 304 which includes four items. Two matchboards and EXP 300 breadboard and a scratchboard workpad - £9.30

The above prices do not include P&P and 15% VAT

# TOMORROW'S TOOLS TODAY

CONTINENTAL SPECIALTIES CORPORATION

C.S.C. (UK) Limited, Dept. 4H,  
Unit 1, Shire Hill Industrial Estate,  
Saffron Walden, Essex CB11 3AQ.  
Tel: Saffron Walden (0799) 21682.  
Telex: 817477.



NAME \_\_\_\_\_

ADDRESS \_\_\_\_\_

I enclose cheque/PO for £ \_\_\_\_\_

or debit my Barclaycard, Access, American Express card

No. \_\_\_\_\_ Exp. date \_\_\_\_\_

or Tel: (0799) 21682 with your card number and your order will be in the post immediately.

A EXP 650 £5.00	Qty. Reqd.	B EXP 300 £7.76	Qty. Reqd.
C EXP 600 £8.39	Qty. Reqd.	D EXP 4B £3.50	Qty. Reqd.
E EXP 325 £2.70	Qty. Reqd.	F EXP 350 £4.48	Qty. Reqd.
G PB6 £11.73	Qty. Reqd.	H PB 100 £14.72	Qty. Reqd.

### Experimenter System

1 EXP 300 PC £2.38	Qty. Reqd.	2 EXP 302 £2.79	Qty. Reqd.
3 EXP 303 £11.04	Qty. Reqd.	4 EXP 304 £11.85	Qty. Reqd.

Boxed prices include P & P and 15% VAT  
If no dealer in your area contact CSC direct. FREE catalogue tick box

Continental Specialties Corporation (UK) Limited, Dept. 4H  
Unit 1, Shire Hill Industrial Estate, Saffron Walden, Essex CB11 3AQ.



Freepost C  
Birmingham  
B19 1BR  
021-233-2400

- FREEPOST ON ORDERS
- VAT INCLUSIVE PRICES
- ADD 30p P&P
- 24 HR PHONE ANSWERING SERVICE
- ACCESS
- VISA
- CASH
- CHEQUE

ALL PRICES IN PENCE EACH UNLESS OTHERWISE STATED

C-MOS (BUFFERED)				LINEAR				SEMICONDUCTORS			
HEF4001	22	HEF4004	105	HEF4512	136	CA3046	84	IN914	5	BC182L	12
HEF4002	22	HEF4007	133	HEF4516	127	CA3080E	77	IN4001	5	BC194	11
HEF4004	119	HEF4049	57	HEF4517	476	CA3130E	99	IN4002	5	BC194L	12
HEF4007	22	HEF4050	57	HEF4518	118	CA3140E	48	IN4004	7	BC212	11
HEF4008	100	HEF4051	87	HEF4519	69	CA3189E	293	IN4007	9	BC212L	12
HEF4011	22	HEF4052	96	HEF4520	118	LM301A	34	IM148	4	BC214	11
HEF4012	22	HEF4053	96	HEF4521	225	LM339N	78	IN5402	15	BC214L	12
HEF4013	57	HEF4056	67	HEF4522	90	LM380N	104	2N2369	14	BC547	13
HEF4014	105	HEF4067	475	HEF4523	150	LM381A	198	2N2848	46	BC548	11
HEF4015	105	HEF4068	22	HEF4524	538	LM3900N	75	2N2926G	13	BC549	12
HEF4016	57	HEF4069	22	HEF4529	122	MC3403P	186	2N3063	19	BC557	15
HEF4017	100	HEF4070	22	HEF4585	122	NE531	131	2N3058	55	BC558	15
HEF4018	100	HEF4071	23	HEF4724	214	NE538T	259	2N3055	55	BCY10	15
HEF4019	58	HEF4072	23	HEF40097	113	NE555N	28	2N3702	9	BCY71	15
HEF4020	112	HEF4073	23	HEF40098	92	NE606N	86	2N3704	9	BD131	39
HEF4021	107	HEF4075	23	HEF40106	78	NE606N	171	2N3705	10	BD132	39
HEF4022	103	HEF4076	130	HEF40160	149	NE570N	485	2N3715	297	BD139	39
HEF4023	22	HEF4077	22	HEF40192	149	NE571N	505	2N3819	22	BD140	39
HEF4024	76	HEF4078	23			RC1436	146	2N3820	39	BF890	333
HEF4025	22	HEF4081	23			TA8130S	88	2N3904	39	BF898	29
HEF4026	244	HEF4082	23			TD1034E	239	2N5457	35	BFY40	17
HEF4027	57	HEF4083	80			TL081CP	84	40673	88	BRV39	50
HEF4028	89	HEF4086	80			TL084CN	156	8C107	14	BSX20	21
HEF4029	113	HEF4093	63			UA781CN	20	8C108	18	CS860	2860
HEF4030	58	HEF4094	219			UA7812CU	78	UA741CT	47	8C108C	18
HEF4031	250	HEF4104	209			UA7815CU	78	8C109	14	TIP32	54
HEF4032	136	HEF4105	114			UA7912CU	97	8C109B	18	TIP41C	76
HEF4033	107	HEF4107	107			UA7915CU	97	8C110	14	TIP42C	76
HEF4034	94	HEF4108	230			UA78105CS	38	400mW CAV7-C33	8C148	10	
HEF4035	107	HEF4109	135			UA7812CS	38	BZY88/BZX79	8C158	10	
HEF4036	83	HEF4110	157			UA7815CS	38	+ Voltage	8C177	17	
HEF4037	100	HEF4111	157								

CAPACITORS				Polyester Radial Leads				Electrolytic Radial Leads			
Electrolytic Axial				Dipped Type, C280/352 Style				Cap 352			
-10% to +50% Tol				Moulded Type, 10.2mm Pitch				Cap 380			
µF	V	16	28	µF	352	380	µF	352	380	µF	V
1.0	15	8	8	0.01	7	1	7	1.0	10	1.0	7
1.5	15	8	8	0.015	7	1.5	8	1.5	10	1.5	7
2.2	15	8	8	0.022	6	2.2	9	2.2	10	2.2	7
3.3	15	8	8	0.033	6	3.3	11	3.3	10	3.3	7
4.7	15	8	8	0.047	6	4.7	14	4.7	10	4.7	7
6.8	15	8	8	0.068	6	6.8	17	6.8	10	6.8	8
10	15	8	8	0.1	6	10	21	10	10	10	8
15	15	8	8	0.15	6	15	30	15	7	15	9
22	15	8	8	0.22	6	2.2	35	22	7	22	9
33	15	8	8	0.33	6	8	2.2	33	8	33	11
47	15	8	8	0.47	6	8	8	47	8	47	11
68	15	8	8	0.68	6	8	8	68	9	68	11
100	15	8	8					100	9	100	11
150	15	8	8					150	11		
220	13	26	36								
330	13	30	40								
470	13	32	47								
680	21	30	39								
1000	26	30	59								
1500	35	39									
2200	42										

RESISTORS				Skelton Presets, Miniature				Skelton Presets, Standard			
Carbon Film, Fixed				0.1W, E3 Values, 100R-1M, Lin. Vertical Mounting				0.1W, E3 Values, 100R-1M, Lin. Horizontal Mounting			
0.25W, E24 Values, 10R-10M, 5% Tol				2 each Res RD4				8 Min Preset V			
100/100 (Mult 10/Value)				+ Value				+ Value			
0.5W, E12 Values, 10R-4M7, 10% Tol				3 each Res RD4				11 Std Preset V			
+ Value				+ Value				Std Preset H			
Metal Film, Fixed				Potentiometer, Rotary				Potentiometer, Slider			
0.5W, E24 Values, 5R1M, 2% Tol				8 each Res MR30				0.5W, E3 Values, 1K-2M2 Log			
2.5W, E12 Values, 10R-27K, 5% Tol				16 each Res PR52				0.25W, E3 Values, 4K7-2M2 Log			
+ Value				+ Value				+ Value			
Metal Glaze, Fixed				Potentiometer, Slider				Potentiometer, Slider			
0.5W, E24 Values, 1M-33M, 5% Tol				16 each Res VR37				0.5W, E3 Values, 2K2-47K, Lin.			
+ Value				+ Value				0.25W, E3 Values, 1K0-1M0 Log			

MAINS TRANSFORMERS				Plastic Boxes - Boss Industrial Mountings			
Secondaries may be connected in series or parallel to give wide voltage range				Modular Box and Close Fitting Flanged Lid			
Primaries 0.220-240V				ABS Box, C/W Brass Bushes, and Lid in Orange			
6VA - Clamp Type Construction				L112 W67 D31			
Approx 18% Regulation F.C. 54, H36, W35				99 Case B1M2003 OR			
0.4 5V, 0.4 5V Secondaries				150 W80 D50			
0.5V, 0.8V				131 Case B1M2006 OR			
0.12V, 0.12V				190 W110 D80			
0.15V, 0.15V				223 Case B1M2008 OR			
0.20V, 0.20V				Plastic Boxes with Metal Lids			
20VA - Clamp Type Construction				Recessed Top Box			
Approx 16% Regulation F.C. 70, H48, W48				ABS Base, C/W Brass Bushes, in Orange			
0.4 5V, 0.4 5V Secondaries				1mm Aluminium Top Panel Finished Grey			
0.6V, 0.8V				L85 W56 D29			
0.12V, 0.12V				112 Case B1M4003 OR			
0.15V, 0.15V				180 Case B1M4004 OR			
0.17 5V, 0.17 5V				181 W86 D53			
0.20V, 0.20V				208 Case B1M4005 OR			

VERO ELECTRONICS PRODUCTS				DIECAST BOXES			
2.5" x 5" 1" pitch Veroboard				Diecast Box and Flanged Lid			
3.75" x 5" 1" pitch Veroboard				Aluminium Box and Lid in Natural Finish			
2.5" x 1" 1" pitch Veroboard (5)				L113 W63 D31			
3.75" x 5" 1" pitch Plain Board				124 Case B1M5003 NA			
5.82" x 2.9" 1" pitch V-D DIP Board				152 W82 D50			
Spot Face Cutter				216 Case B1M5005 NA			
Pin Insertion Tool for 040 type pin				192 W113 D81			
DS Pins 040 (100)				334 Case B1M5006 NA			
SB Pins 040 (100)				Switches			
Verovars Kit (1 open, 2 wire, 25 comb)				Miniature Toggle - Honeywell			
Verovars Combs (25)				SPDT C/O/I			
Verovars Wire 121				SPDT Double Bus To Centre			
				DPDT			
				DPDT C/O/I			
				Miniature Push - C & K			
				SP Push To Make, Momentary			
				SP Push To Break, Momentary			

GMT ELECTRONICS PROJECTS			KIT	BUILT UP
FREE-STANDING COMPLETE TELETXT UNIT - FULL SPEC			£199-90	£275-00
TELETXT DECODER BOARD + REMOTE HAND CONTROL			£135-90	£160-00
TELETXT COMPATIBLE TUNER AND P.S.U.			£ 46-90	£ 57-00
TELETXT COMPATIBLE PAL ENCODER + MODULATOR			£ 22-90	£ 35-00
F. E. T. OUTPUT 100W MONO POWER AMPLIFIER MODULE			£ 27-50	£ 35-00
X-BAND DOPPLER RADAR ALARM MODULE - MARK II			£ 35-90	£ 44-00
ONE AMP P.S.U. MODULE (SPECIFY 5 OR 12 VOLTS)			£ 7-50	£ 10-00
SIMULATED INERTIA MODEL TRAIN CONTROLLER			£ 22-50	£ 35-00
SIMULATED INERTIA SLOT RACER CONTROLLER			£ 27-50	£ 40-00
MODEL TRAIN STEAM SOUND SIMULATOR MODULE			£ N/A	£ 5-00

# Everyday ELECTRONICS

## VOLUME 9 INDEX

JANUARY 1980 TO DECEMBER 1980

Pages	Issue	Pages	Issue
1-80	January	465-536	August
81-152	February	537-608	September
153-224	March	609-688	October
225-304	April	689-768	November
305-384	May	769-848	December
385-464	June/July		

(This volume contains only 11 issues)

### CONSTRUCTIONAL PROJECTS

A. F. SIGNAL GENERATOR by E. M. Lyndsell	410	MAINS FAULT INDICATOR by F. G. Rayer	274
ALARM, BICYCLE	640	MAINS ON/OFF TIMER by A. R. Winstanley	28
ALARM, TEMPERATURE	12	METAL LOCATOR	164
ALERT, EE LOFT	12	MICRO MUSIC BOX by R. D. Palmer	125
AMPLIFIER, GENERAL PURPOSE	422	MILLIVOLTMETER, AUDIO	512
AMPLIFIER, GUITAR PRACTICE	706	MINI I.C. RADIO by F. G. Rayer	658
AMPLIFIER, STEREO HEADPHONE	168	MONITOR, BRAKESAFE	482
ANEMOMETER	498, 570	MONITOR, LIGHTS FAILURE	580, 718
AUDIO EFFECTS UNIT by P. Bailey	628, 825	MONITOR, SOIL MOISTURE	744
AUDIO MILLIVOLTMETER by R. A. Penfold	512	MORSE PRACTICE OSCILLATOR by S. F. Gregory	96, 262
AUDIO TONE GENERATOR	354		
AUTOFADE by S. R. Beeching	350	OSCILLATOR, MORSE PRACTICE	96, 262
AUTO LIGHTING-UP WARNING by K. B. Whapples	525		
AUTOPHASE by E. M. Lyndsell	396, 668	PHASER	396
AUTOWAA by E. M. Lyndsell	415	PHONE CALL CHARGE JOGGER by T. R. de Vaux-Balbirnie, B.Sc.	32
BATTERY CHARGER, MODEL CONTROL	254	PIPE LOCATOR	164
BATTERY VOLTAGE MONITOR by A. P. Donleavy	334	POWER SUPPLY, CAR VOLTAGE CONVERTER	420
BEDSIDE RADIO by R. A. Penfold	548	POWER SUPPLY, TTL	598
BICYCLE ALARM by M. P. Horsey	640	POWER SUPPLY, 9V	20
BOAT GAS SENSOR	264	PRECISION PARKING PAD by T. R. de Vaux-Balbirnie, B.Sc.,	586
BRAKESAFE MONITOR by O. N. Bishop	482	PRECISION TIMER by M. P. Horsey	726
CABLE AND PIPE LOCATOR by G. Hallam	164	PRETUNED 4-STATION RADIO by F. G. Rayer	316
CARAVAN GAS SENSOR	264	PROBE, TTL LOGIC	566
CAR AUTO LIGHTING-UP WARNING	525		
CAR BATTERY MONITOR	334	RADIO, BEDSIDE	548
CAR BRAKESAFE MONITOR	482	RADIO CONTROL SYSTEM by L. Armstrong, H. Dickinson and W. Wilkinson	34, 115, 188, 254
CAR COURTESY LIGHT DELAY	401	3: The Receiver	34
CAR LIGHTS FAILURE MONITOR	580, 718	4: Servo Units	115
CAR LIGHTS WARNING SYSTEM	320	5: Proportional Speed Controller	188
CAR POWER SUPPLY	420	6: Battery Charger and Systems Fault Finding	254
CAR PRECISION PARKING PAD	586	RADIO, MINI I.C.	658
CHRISTMAS LIGHTS FLASHER	784	RADIO, PRETUNED 4-STATION	316
COMPRESSOR/EXPANDER, AUDIO	242	RADIO, SHORTWAVE	98, 262
COURTESY LIGHT DELAY by T. R. de Vaux-Balbirnie, B.Sc.	401	REACTION TESTER by O. J. Foldoy	720
CRICKET GAME by D. Kenyon	476, 668	RELAY, DUSK TO DAWN	636
CURRENT LIMITER, FIVE RANGE	186	REVERBERATION UNIT, SPRINGLINE	46, 802
CYCLE DIRECTION FLASHER by R. Partridge	236		
DARKROOM CONTROLLER by S. Ibbs	664	SENSOR, GAS	264
DIODE TESTER, ZENER	432	SHORTWAVE RECEIVER by R. A. Penfold	98, 262
DOORBELL REGISTER by A. P. Donleavy	185	SIGNAL GENERATOR, A.F.	410
DUAL LINE GAME by A. Russell	338, 521	SIGNAL TRACER	424
DUO-DECI TIMER by F. G. Rayer	554	SLIDE/TAPE SYNCHRONISER by G. N. Slee	92
DUSK TO DAWN RELAY	636	SOIL MOISTURE MONITOR by A. R. Winstanley	744
EFFECTS, AUTOPHASE	396, 668	SOLDERING IRON HEAT CONTROL	662
EFFECTS, AUTOWAA	415	SOUND LEVEL CONTROL	242
EFFECTS UNIT AUDIO	628, 825	SOUND TO LIGHT UNIT by J. R. W. Barnes	700
EFFECTS UNIT, SOUND TO LIGHT	700	SPRINGLINE REVERBERATION UNIT by P. Bond	802
EFFECTS UNIT, SPRINGLINE REVERB	46, 802	SPRINGLINE REVERB UNIT by R. A. Penfold	46
FIVE RANGE CURRENT LIMITER by F. G. Rayer	186	STEREO HEADPHONE AMPLIFIER, by R. A. Penfold	168
FLASHER, CYCLE DIRECTION	236	STONE-PAPER-SCISSORS GAME by E. M. Lyndsell	788
FROZEN PIPE ALARM	12	SWITCH, VOICE OPERATED	350
GAME, CRICKET	476, 668		
GAME, DUAL LINE	338, 521	TABLE DECORATION by A. P. Donleavy	793
GAME, LIVE WIRE	780	TAPE/SLIDE SYNCHRONISER	92
GAME, STONE-PAPER-SCISSORS	788	TELEPHONE CALL CHARGE JOGGER	632
GARAGE PARKING PAD	586	TEMPERATURE ALARM	12, 498, 570
GAS SENTINEL by A. R. Winstanley	264	TESTER, REACTION	720
GENERAL PURPOSE AMPLIFIER by F. G. Rayer	422	TESTER, ZENER DIODE	432
GENERATOR, A. F. SIGNAL	410	TIMER, DUO-DECI	554
GUITAR PRACTICE AMPLIFIER by E. M. Lyndsell	706	TIMER, KITCHEN	196, 521
HEADPHONE AMPLIFIER STEREO	168	TIMER, PRECISION	726
HOME GAS SENSOR	264	TONE GENERATOR, AUDIO	354
I.C. UNIBOARDS by A. R. Winstanley	808	TOUCH SWITCH	200
1: No Entry Indicator	808	TRANSISTOR TESTER by R. A. Penfold	736
INDICATOR, MAINS FAULT	274	TREE LIGHTS FLASHER by A. R. Winstanley	784
IRON HEAT CONTROL by A. Sproxton	662	TTL LOGIC PROBE by A. Wheen	566, 825
KITCHEN TIMER by R. A. Penfold	196, 521	TTL POWER SUPPLY UNIT by F. G. Rayer	598
LIGHT DELAY, CAR COURTESY	401	TWO-NOTE DOOR CHIME by W. J. Keeley	816
LIGHTING-UP WARNING, AUTO	525		
LIGHTS FAILURE MONITOR by C. K. Birrell	580, 718	UNIBOARDS by A. R. Winstanley	20, 200, 354, 420, 636
LIGHTS WARNING SYSTEM	320	3: 9V Power Supply	20
LIVE WIRE GAME by E. M. Lyndsell	780	4: Touch Switch	200
LOFT ALERT, EE by S. E. Dollin	12	5: Audio Tone Generator	354
LOGIC PROBE, TTL	566, 825	6: Voltage Converter	420
		7: Dusk to Dawn Relay	636

VOICE OPERATED SWITCH	350
VOLTAGE MONITOR, CAR BATTERY	334
WAA-WAA	415
WARNING SYSTEM, LIGHTS	320
WEATHER CENTRE by F. C. Judd	498, 570
WIND SPEED INDICATOR	498, 570

ZENER DIODE TESTER by R. A. Penfold	
1 WATT AMPLIFIER	422
2 WATT AMPLIFIER	706
4-STATION PRETUNED RADIO	316
5V POWER SUPPLY	598
9V POWER SUPPLY	20
12V to 7.5 VOLTAGE CONVERTER	420

### GENERAL FEATURES

BOOK REVIEWS	132, 184, 202, 206, 246, 280, 282, 481, 718, 731
BREADBOARD '79 REPORT by Stuart Dollin	104
BRIGHT IDEAS	119, 206, 262, 568, 668, 791
Battery Holder	119
Bit Removal	568
Changing Reed Switch Action	262
Circuit Board Joiner	791
Component Base	206
Component Storage	791
Drilling Template	791
Grommet Feet	206
Hand Held Case	262
L.E.D. Holder	791
Letter Bell	119
Mini Bench	568
Plug Stand	206
Polystyrene LED Mounting	668
Novel Cases	119
Resist Remover	206
Ring Pads for PCB	206
Scratch Resist	206
Shock Absorber	206
Signal Tracer	119
Simple Probe	668
Soldering Aid	668
Speaker Cloth	791
CROSSWORD by D. P. Newton	26, 114, 173
COUNTER INTELLIGENCE by Paul Young	42, 105, 275
	336, 441, 485, 552, 644, 724, 787
EDITORIAL	10, 90, 162, 234, 314, 394, 474, 546, 626, 698, 778
ELECTRONIC WARFARE by G. A. G. Brooke	330
EVERYDAY NEWS 44	120, 192, 272, 348, 428, 510, 576, 646, 732, 814
INTRODUCING MICROCIRCUITS by J. B. Dance	648
JACK PLUG AND FAMILY by Doug Baker	40, 132, 181, 263, 336, 400, 496, 565, 656, 724, 783
PLEASE TAKE NOTE	119, 202, 262, 521, 668, 718, 825
Audio Effects Unit October 1980	825
Autophase June/July 1980	668

Cricket Game August 1980	668
Dual Line Game May 1980	521
Kitchen Timer March 1980	521
Lights Failure Monitor September 1980	718
Morse Practice Oscillator February 1980	262
One-Armed Bandit October 1979	202
Santa's Eyes December 1979	119
Simple S.W. Receiver February 1980	262
Trailer Flasher Unit August 1979	119
TTL Logic Probe September 1980	825
Twinkling Star December 1979	119
RADIO WORLD by Pat Hawker	64, 124, 194, 276, 356, 436, 509, 578, 657, 735, 820
What a Novice Needs to Know, Young Ladies	64
WARC, Radio and the Fasnet Tragedy, Cocktail Party Effect	124
On the Amateur Bands, Droitwich to Move, CB in the States	194
Long Range VHF, 3D for TV, Radiophone Service	276
Power for Radio, Wind Generators, Lines on TV, Our Three Colour Eyes	356
Progress in Space, Wind and Sun Power, Morse Made Easy	436
Power and Broadcasting, Power Race, Space Television	509
Reliability, CB at the Crossroads, Radio Control	578
The Open Channel	657
Open Licence, International Broadcasting Convention '80	
Prestel and the Future	734
TV by Telephone, Early Radio, Pictures from Space, Novice Licences	820
READERS LETTERS	60, 184, 656, 740, 825
RUMMAGING AROUND by Keith Cadbury	113
SCHOOL REPORT by M. H. S. Higley	41
SHOP TALK by Dave Barrington	19, 114, 167, 241, 323, 400, 481, 553, 635, 705, 792
TANTY BEAD by Matthew Reed	42, 111, 204, 240, 362, 435
SPECIAL REPORT	183, 367, 430
Casio fx-7100 Scientific Calculator	367
Sinclair ZX80 Personal Computer Kit	430
Triton Microcomputer Kit	183

### SPECIAL SERIES

DOWN TO EARTH by George Hylton	427, 522, 597, 669
Transistor "Spreads"	427
Rewinding Mains Transformers	522
Frequency Modulation	597
Numbers and Proportions	669
FOR YOUR ENTERTAINMENT by Barry Fox (Adrian Hope)	52, 122, 174, 247, 346, 428, 506, 593, 713, 813
Singing lights, Frozen picture, Queens English	52
Post Office and unauthorised telephone gadgetry	122
Car Security, Hidden Messages, Air Ionisers	174
Breaking a Monopoly, Cordless Telephone, X-ray Time	247
Electronic jargon, Binaural Sounds	346
Electro Fisher, Save It	428
F.M. Digital Data, Pre-recorded material via Telephone	506
Calculators, Before their Time, University Consultants	593
FBA and Harrogate Audio Exhibition	713
Stereo Television, Memory Games	813
I CAN'T DO MATHS by George Hylton	742
1: Words and Arithmetic	742
2: Damned Dots	822
I.C.s EXPLAINED by J. B. Dance, M.Sc.	652, 714, 796
1: Operational Amplifiers	652
2: Op-Amps and Audio Amplifiers	714
3: Radio Devices and Voltage Regulators	796
IN MY CLASS by T. R. de Vaux-Balbirnie	426, 583, 638, 705
Capacitor Rating	426
Resistors: Preferred Values	583
Switch Ratings	638
Resistor Ratings	705
PROFESSOR ERNEST EVERSURE by Anthony J. Bassett	62, 203, 281, 361, 438
Fuzz Circuits, Distortion Booster, Diode Fuzz, Treble Booster, Overdrive circuit	62
Fuzz Circuits	203
Schmitt Trigger Fuzz Effects, Noise Drive Gate	281
Radar Jammer, Force Fields, Tele-Port	361
Solar Power, Space Dust, Special Holography, The Prof Takes Off	438

SQUARE ONE	61, 112, 182, 263, 358, 437, 518, 590, 639, 710, 810
Components	61
Soldering	112
Table Top Operations, Basic Tools	182
Stocking-up: Resistors	263
Stocking-up: Capacitors	358
Abbreviations	437
Ohm's Law	518
Stocking-up: Diodes and Transistors	590
Circuit Boards	639
Soldering	710
Connecting Wires	810
SYNTHESISERS EXPLAINED by B. H. Baily	54, 134
2-Filters and Phasing	54
3-Voltage Controlled Amplifier, Envelope Follower, Log Law	134
TEACH-IN '80 by S. R. Lewis B.Sc.	22, 106, 176, 248, 324, 404, 486, 492, 560
4—The Diode and Rectification	22
5—Capacitance and Practical Capacitors	106
6—Inductors, A.C. Theory, Tuned Circuits	176
7—The Transistor	248
8—Transistor as a Two-State Device	324
9—Transistor as a Linear Amplifier	404
10—Feedback and Oscillators	486
11—Sinusoidal and Switching Oscillators; Modulation	492
12—Field Effect Transistor	560
WORKSHOP MATTERS by Harry T. Kitchen	278, 365, 521, 585, 670, 746
Discipline, Stock Control, Experimental Aids, Leads, Substitution Boxes	278
Signal Sources	365
Handling Components	521
R.F. Signal Sources	585
Measuring Receiver Sensitivity	670
Tools for the Workshop	746
Additions and Keeping Notes	826

### SPECIAL INSERTS AND OFFERS

MINI 20 MULTIMETER (Special Offer)  
CONSTRUCTORS RULE

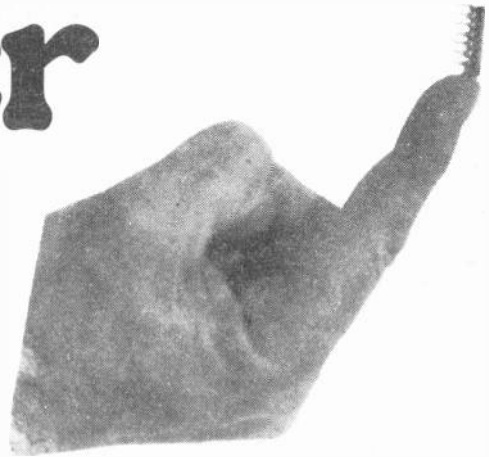
February 1980  
May 1980

GUIDE TO POPULAR LINEAR I.C.s (Wallchart)  
MARSHALL'S COMPONENT CATALOGUE

October 1980  
November 1980



# Conquer the chip.




Be it career, hobby or interest, like it or not the Silicon Chip will revolutionise every human activity over the next ten years.

Knowledge of its operation and its use is vital. Knowledge you can attain, through us, in simple, easy to understand stages.

Learn the technology of the future today in your own home.

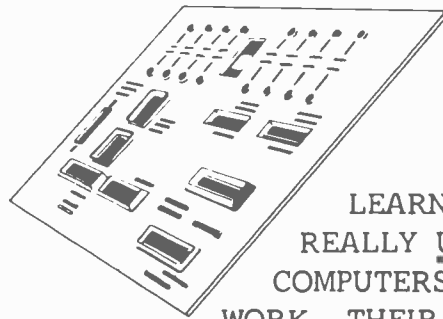
## MASTER ELECTRONICS



LEARN THE  
PRACTICAL WAY BY  
SEEING AND DOING

- Building an oscilloscope.
- Recognition of components.
- Understanding circuit diagrams.
- Handling all types Solid State 'Chips'.
- Carry out over 40 experiments on basic circuits and on digital electronics.
- Testing and servicing of Radio, T.V., Hi-Fi and all types of modern computerised equipment.

## MASTER COMPUTERS



LEARN HOW TO  
REALLY UNDERSTAND  
COMPUTERS, HOW THEY  
WORK - THEIR 'LANGUAGE'  
AND HOW TO DO PROGRAMS.

- Complete Home Study library.
- Special educational Mini-Computer supplied ready for use.
- Self Test program exercise.
- Services of skilled tutor available.

## MASTER THE REST

- Radio Amateurs Licence.
- Logic/Digital techniques.
- Examination courses (City & Guilds etc.) in electronics.
- Semi-conductor technology.
- Kits for Signal Generators - Digital Meters etc.

**BNES**

Please send your **FREE** brochure without obligation to:-

Name .....

Address .....

BLOCK CAPS PLEASE

I am interested in :-

EE/12/811

PRACTICAL ELECTRONICS .....

COMPUTER TECHNOLOGY .....

OTHER SUBJECTS .....  
(please state your interest)

**BRITISH NATIONAL RADIO & ELECTRONICS SCHOOL**

4 CLEVELAND ROAD, JERSEY, CHANNEL ISLANDS.

### CERAMIC PAK

16160-24-3 of each value—22pf 27pf 33pf 39pf 47pf 68pf 82pf £0.69  
 16161-24-3 of each value—100pf 120pf 150pf 180pf 220pf 270pf 330pf 390pf £0.69  
 16162-24-3 of each value—470pf 560pf 680pf 820pf 1000pf 1500pf 2200pf 3300pf £0.69  
 16163-24-3 of each value—470pf 6800pf 01uf 015uf 022uf 033uf 047uf £0.69

### ELECTROLYTIC PAKS

A range of paks each containing 18 first quality, mixed value miniatures.  
 16201-47mFD-10mFD £0.69  
 16202-10mFD-100mFD £0.69  
 16203-100mFD-680mFD £0.69

### CARBON RESISTOR PAKS

16213-60 mixed  $\frac{1}{2}$ W 100 ohms—820 ohms £0.69  
 16214-60 mixed  $\frac{1}{2}$ W 1K ohms—32K ohms £0.69  
 16215-60 mixed  $\frac{1}{2}$ W 10K ohms—83K ohms £0.69  
 16216-60 mixed  $\frac{1}{2}$ W 100K ohms—820K ohms £0.69  
 16217-40 mixed  $\frac{1}{2}$ W 100 ohms—820 ohms £0.69  
 16218-40 mixed  $\frac{1}{2}$ W 1K ohms—82K ohms £0.69  
 16219-40 mixed  $\frac{1}{2}$ W 10K ohms—82K ohms £0.69  
 16220-40 mixed  $\frac{1}{2}$ W 100K ohms—820K ohms £0.69  
 16230-60 mixed  $\frac{1}{2}$ W 1 Meg 10 Meg ohms £0.69  
 16231-40 mixed  $\frac{1}{2}$ W 1 Meg—10 Meg ohms £0.69

### COMPONENT PAKS

16164-200 Resistor mixed value approx (Count by weight) £0.69  
 16165-150 Capacitors mixed value approx (Count by weight) £0.69  
 16166-50 Precision resistors. Mixed values £0.69  
 16167-80  $\frac{1}{2}$ W resistors. Mixed values £0.69  
 16168-5 pieces assorted ferrite rods £0.69  
 16169-2 Tuning gangs MW LW VHF £0.69  
 16170-1 Pak wire 50 metres assorted colours single strand £0.69  
 16171-10 Reed switches £0.69  
 16172-3 Micro switches £0.69  
 16173-15 Assorted pots £0.69  
 16174-5 metal jack sockets 3 x 3.5mm 2 x standard switch types £0.69  
 16175-30 Paper condensers—mixed values £0.69  
 16176-20 Electrolytic trans types £0.69  
 16177-1 Pack assorted hardware—Nuts, bolts, gromets etc £0.69  
 16178-5 Mains slide switches, assorted £0.69  
 16179-20 Assorted tag strips and panels £0.69  
 16180-15 Assorted control knobs £0.69  
 16181-3 Rotary wave change switches £0.69  
 16182-2 Relays 6-24V operating £0.69  
 16183-1 Pak copper laminate approx 200 sq inches £0.69  
 16184-15 Assorted Fuses 100mA 5 amps 50 metres PVC sleeving assorted size and colours £0.69

### METAL FOIL CAPACITOR PAK

16204-Containing 50 metal foil capacitor like Mullard C280 series—Mixed values ranging from 01uf-2.2uf. Complete with identification sheet £1.38

### SLIDER PAKS

16190-6 slider mixed £0.69  
 16191-6 slider 470 ohms £0.69  
 16192-6 slider 10K ohms 1in £0.69  
 16193-6 slider 22K ohms 1in £0.69  
 16194-6 slider 47K ohms 1in £0.69  
 16195-6 slider 47K log £0.69

### TRANSISTORS

AC107 £0.25	AD162 £0.40	BC151 £0.25	BC441 £0.35	BF165 £0.55	2N1305 £0.21
AC113 £0.23	AD161/162 £0.81	BC152 £0.23	BC460 £0.44	BF167 £0.28	2N1306 £0.29
AC115 £0.23	AD1740 £0.63	BC153 £0.29	BC461 £0.44	BF173 £0.23	2N1307 £0.29
AC117 £0.25	AF124 £0.35	BC154 £0.22	BC477 £0.23	BF176 £0.44	2N1308 £0.35
AC118 £0.39	AF125 £0.35	BC157 £0.12	BC478 £0.23	BF177 £0.30	2N1309 £0.35
AC121 £0.23	AF126 £0.35	BC158 £0.12	BC479 £0.23	BF178 £0.32	2N1711 £0.23
AC122 £0.16	AF127 £0.37	BC159 £0.12	BC547 £0.12	BF179 £0.35	2N2219 £0.23
AC125 £0.21	AF139 £0.40	BC160 £0.30	BC548 £0.12	BD239A/ £0.12	2N2221 £0.23
AC126 £0.21	AF178 £0.69	BC161 £0.44	BC549 £0.12	240AMP £1.15	2N2222 £0.23
AC127 £0.21	AF179 £0.69	BC162 £0.14	BC550 £0.16	BF180 £0.35	2N2369 £0.16
AC128 £0.18	AF180 £0.69	BC163 £0.14	BC551 £0.16	BF181 £0.35	2N2711 £0.25
AC128K £0.30	AF181 £0.67	BC169 £0.10	BC557 £0.16	BF182 £0.35	2N2712 £0.25
AC132 £0.23	AF186 £0.58	BC169C £0.12	BC558 £0.14	BF183 £0.35	2N2714 £0.25
AC134 £0.23	AF239 £0.44	BC170 £0.10	BC559 £0.16	BF184 £0.35	2N2904 £0.21
AC137 £0.23	AL102 £1.38	BC171 £0.10	BC210 £0.69	BF185 £0.35	2N2905 £0.21
AC141 £0.24	AL103 £1.36	BC172 £0.10	BC211 £0.69	BF186 £0.30	2N2908 £0.18
AC141K £0.35	AU104 £1.61	BC173 £0.10	BC212 £0.69	BF187 £0.30	2N2907 £0.17
AC142 £0.23	AU110 £1.61	BC174 £0.17	BD115 £0.58	BF188 £0.48	2N2923 £0.23
AC142K £0.35	AU113 £1.61	BC175 £0.40	BD116 £0.92	BF194 £0.12	2N2924 £0.17
AC151 £0.23	BC107 £0.09	BC177 £0.18	BD121 £0.75	BF195 £0.12	2N2925 £0.17
AC153 £0.25	BC107A £0.09	BC178 £0.18	BD123 £0.75	BF196 £0.12	2N2926G £0.10
AC153K £0.35	BC107B £0.10	BC179 £0.18	BD124 £0.81	BF197 £0.14	2N2926Y £0.09
AC154 £0.25	BC107C £0.12	BC180 £0.29	BD131 £0.40	BF198 £0.16	2N2926O £0.09
AC154K £0.35	BC108 £0.09	BC181 £0.10	BD132 £0.40	BF199 £0.16	2N2926F £0.09
AC156 £0.23	BC108A £0.09	BC182 £0.25	BD133/132MP £0.40	MJE340 £1.04	2N2926 £0.20
AC157 £0.29	BC108B £0.10	BC182L £0.10	MJE2955 £0.50	2N3053 £0.09	
AC165 £0.23	BC108C £0.12	BC183 £0.10	MJE3055 £0.69	2N3054 £0.46	
AC166 £0.23	BC109 £0.09	BC183L £0.10	TIP28A £0.46	2N3055 £0.46	
AC167 £0.23	BC109B £0.10	BC184 £0.10	TIP29B £0.48	2N3402 £0.24	
AC168 £0.23	BC109C £0.12	BC184L £0.10	TIP29C £0.51	2N3403 £0.24	
AC169 £0.23	BC113 £0.18	BC186 £0.25	TIP30A £0.46	2N3404 £0.24	
AC171 £0.29	BC114 £0.18	BC187 £0.25	TIP30B £0.48	2N3405 £0.38	
AC176 £0.21	BC125 £0.20	BC207 £0.13	TIP30C £0.51	2N3702 £0.09	
AC176K £0.30	BC126 £0.25	BC208 £0.13	TIP31A £0.46	2N3703 £0.09	
AC178 £0.29	BC132 £0.21	BC209 £0.14	TIP31B £0.48	2N3704 £0.08	
AC179 £0.29	BC134 £0.21	BC212 £0.10	TIP31C £0.51	2N3705 £0.08	
AC180 £0.23	BC135 £0.17	BC212L £0.10	TIP32A £0.48	2N3706 £0.09	
AC180K £0.30	BC136 £0.21	BC213 £0.10	TIP32B £0.48	2N3707 £0.09	
AC181 £0.23	BC137 £0.21	BC251 £0.17	TIP32C £0.51	2N3708 £0.08	
AC181K £0.30	BC139 £0.37	BC251A £0.16	TIP41A £0.51	2N3709 £0.08	
AC187 £0.21	BC140 £0.35	BC301 £0.32	TIP41B £0.53	2N3710 £0.08	
AC187K £0.30	BC141 £0.32	BC302 £0.32	TIP41C £0.55	2N3711 £0.08	
AC188 £0.23	BC142 £0.35	BC303 £0.35	BF156 £0.32	2N3712 £0.08	
AC188K £0.30	BC143 £0.25	BC304 £0.44	BF158 £0.32	2N706 £0.12	
AD140 £0.69	BC145 £0.53	BC327 £0.16	BF159 £0.32	2N707 £0.55	
AD142 £0.98	BC147 £0.08	BC328 £0.17	BF160 £0.35	2N708 £0.16	
AD143 £0.86	BC148 £0.08	BC327 £0.17	BF162 £0.35	2N1302 £0.17	
AD149 £0.69	BC149 £0.08	BC338 £0.17	BF163 £0.35	2N1303 £0.21	
AD161 £0.40	BC150 £0.23	BC340 £0.35	BF164 £0.35	2N1304 £0.21	

### 74 SERIES TTL IC'S

7400 £0.10	7422 £0.18	7448 £0.64	7489 £1.96	74123 £0.46	74175 £0.71
7401 £0.24	7423 £0.22	7450 £0.13	7490 £2.37	74136 £0.60	74176 £0.69
7402 £0.13	7425 £0.22	7451 £0.13	7491 £0.77	74141 £0.67	74177 £0.67
7403 £0.13	7426 £0.26	7453 £0.13	7492 £0.40	74145 £0.63	74180 £1.73
7404 £0.13	7427 £0.28	7454 £0.13	7493 £0.35	74150 £0.78	74181 £0.67
7405 £0.13	7428 £0.30	7460 £0.13	7494 £0.86	74151 £0.81	74182 £0.81
7406 £0.25	7430 £0.15	7470 £0.29	7495 £0.58	74153 £0.55	74184 £0.81
7407 £0.25	7432 £0.25	7472 £0.29	7496 £0.58	74154 £0.94	74190 £0.78
7408 £0.15	7433 £0.35	7473 £0.29	7497 £0.58	74155 £0.55	74191 £0.78
7409 £0.15	7437 £0.24	7474 £0.29	74100 £0.98	74156 £0.58	74192 £0.69
7410 £0.13	7438 £0.24	7475 £0.33	74104 £0.44	74157 £0.58	74193 £0.67
7411 £0.20	7440 £0.14	7476 £0.29	74107 £0.25	74160 £0.87	74194 £0.71
7412 £0.17	7441 £0.58	7480 £0.51	74110 £0.41	74181 £0.71	74195 £0.69
7413 £0.28	7442 £0.46	7481 £0.98	74111 £0.44	74182 £0.71	74196 £1.21
7414 £0.28	7443 £0.81	7482 £0.67	74112 £0.67	74183 £0.71	74197 £1.21
7416 £0.58	7444 £0.81	7483 £0.67	74118 £0.92	74184 £0.78	74198 £2.13
7417 £0.26	7445 £0.75	7484 £1.01	74119 £1.36	74185 £0.78	74199 £2.13
7420 £0.13	7446 £0.69	7485 £0.78	74121 £0.28	74186 £0.90	
7421 £0.23	7447 £0.55	7486 £0.25	74122 £0.45	74174 £0.75	

### CMOS IC'S

CD4000 £0.16	CD4012 £0.22	CD4021 £0.94	CD4030 £0.55	CD4045 £1.81	CD4070 £0.20
CD4001 £0.23	CD4013 £0.48	CD4022 £0.94	CD4031 £2.30	CD4046 £1.50	CD4071 £0.20
CD4002 £0.18	CD4015 £0.94	CD4023 £0.22	CD4035 £1.38	CD4047 £1.00	CD4072 £0.20
CD4003 £0.18	CD4016 £0.94	CD4024 £0.22	CD4036 £0.30	CD4048 £1.00	CD4073 £0.20
CD4007 £0.20	CD4017 £0.94	CD4025 £0.22	CD4040 £1.01	CD4050 £0.55	CD4082 £0.25
CD4008 £1.06	CD4018 £0.98	CD4026 £1.38	CD4041 £0.87	CD4054 £1.27	CD4510 £1.27
CD4009 £0.52	CD4019 £0.48	CD4027 £0.58	CD4042 £0.83	CD4055 £1.15	CD4511 £1.44
CD4010 £0.55	CD4020 £1.04	CD4028 £0.78	CD4043 £1.01	CD4056 £1.55	CD4516 £1.15
CD4011 £0.23	CD4024 £0.92	CD4029 £0.98	CD4044 £0.94	CD4069 £0.20	CD4518 £1.15

### LINEAR IC'S

CA3011 £1.12	CA3090 £4.14	MC1312 £2.18	UA709 £0.29	748P £0.40	TBA800 £0.92
CA3014 £1.35	CA3123 £2.19	MC1350 £1.38	7209 £0.53	SN76013N £1.97	SN76110 £1.73
CA3018 £0.75	CA3130 £1.07	MC1352 £1.81	709P £0.29	SN76023N £1.97	SN76115 £2.19
CA3020 £1.96	CA3140 £0.81	MC1489 £3.39	UA710C £0.46	SL144A £2.28	SN76650 £0.14
CA3028 £0.92	CA3056E £0.95	MC1496 £1.04	72710 £0.37	TA A5508 £0.40	TBA120 £0.60
CA3035 £1.61	LM401 £0.33	NE536 £3.06	UA711C £0.35	TA A621A £2.30	TBA6413 £2.30
CA3036 £1.15	LM304 £1.84	NE550 £1.09	72711 £0.37	TA A621B £2.88	TBA641A £1.84
CA3042 £0.73	LM308 £1.15	NE555 £0.23	UA723C £0.32	TA A661 £1.73	2N414 £1.15
CA3043 £2.13	LM309 £1.73	NE556 £0.69	72723 £0.52	TA D100 £1.50	
CA3046 £0.81	LM380 £0.98	NE565 £1.38	UA741C £0.28	TBA800 £2.42	
CA3052 £1.84	LH381 £1.67	NE566 £1.73	72741 £0.28	TBA810S £0.85	
CA3054 £1.27	LM3900 £0.67	NE567 £1.96	741P £0.23	TBA810 £1.13	
CA3075 £1.73	MC1303L £0.98	UA702C £0.53	UA702C £0.69	TBA820 £0.81	
CA3081 £1.73	MC1304 £2.19	72702 £0.53	72747 £0.69	TBA9200 £2.88	
CA3089 £2.30	MC1310 £1.09	UA703 £0.29	UA748 £0.40	TCA270S £2.30	

### DIODES

AA119 £0.09	BA173 £0.17	BY127 £0.18	BVZ13 £0.46	OAB1 £0.12	IN34 £0.08
AA120 £0.09	BQ104 £0.46	BY128 £0.18	BVZ16 £0.47	OAB5 £0.12	IN34A £0.08
AA129 £0.09	BAX13 £0.08	BY130 £0.20	BVZ17 £0.41	OAB9 £0.12	IN914 £0.07
AA Y30 £0.10	BAX16 £0.09	BY133 £0.24	BVZ18 £0.41	OAB9 £0.12	IN916 £0.07
AA Z13 £0.17	BY100 £0.25	BY164 £0.59	BVZ19 £0.69	OAB9 £0.12	IN4148 £0.07
AA100 £0.12	BY101 £0.25	BY178 £0.86	OAS £0.69	OAI82 £0.15	IS44 £0.08
BA102 £0.37	BY105 £0.25	BV206 £0.35	OA10 £0.40	OAA200 £0.09	IS920 £0.07
BA148 £0.17	BY114 £0.25	BV206 £0.52	OAA47 £0.09	OA202 £0.09	
BA154 £1.14	BY124 £0.25	BVZ11 £0.52	OA70 £0.28	SD10 £0.07	
BA155 £0.16	BY126 £0.17	BVZ12 £0.45	OA79 £0.12	SD19 £0.07	

### IC PAKS



# TUNE IN to the new-look

FOR THE RADIO ENTHUSIAST

DECEMBER 1980

## Practical Wireless

65p

**Free** PW 'TwyNHAM' analogue/digital multimeter (Part 1)

PLUS:  
THE FIRST 'YL' INDEX TO VOLUME 56  
we review THE NEW YAESU FRG-7700 RECEIVER

## FREE all-purpose WORKSHOP TWEEZERS

### ● THE FIRST YL

One of the most active of the early amateur YL operators was Barbara Dunn 6YL (later G6YL), who was involved in monitoring the famous Southern Cross on its transatlantic flight 50 years ago. Ron Ham recounts 6YL's achievements.

### ● PW 'TwyNHAM' ANALOGUE DIGITAL MULTIMETER

Combining two instruments seems an attractive idea – until you want to measure, say, voltage and frequency together. The PW 'TwyNHAM' is a mains-powered multimeter which gives you simultaneous analogue and digital readouts for both accuracy and trendwatching. Full instructions are given for making this useful device.

## PRACTICAL WIRELESS

December issue OUT NOW 65p

- 8 EXTRA EDITORIAL PAGES in the January issue on sale Friday December 5 65p

# GREENWELD

443D MILLBROOK ROAD, SOUTHAMPTON SO1 0HX  
All prices include VAT—just add 40p post. Tel (0703) 772501



## COMPONENT CABINET IDEAL FOR THE NEWCOMER TO ELECTRONICS

Contains hundreds of brand new resistors, capacitors, transistors, diodes and I.C.'s. All useful values, carefully chosen to help the new constructor pursue his hobby without finding himself short of some vital parts. All parts contained in clearly marked bags in a plastic storage cabinet 232 x 121 x 185mm with 9 drawers into which all parts can be neatly located. If bought individually parts plus case would cost over £50 but we are offering this for ONLY £33.95 + £1 p & p. Simply send a cheque or P/O for £34.95 for immediate despatch.

**CONTENTS:**  
200 ½ watt resistors  
20 Wire wound resistors  
70 Ceramic Capacitors  
70 Mylar Capacitors  
50 Polyester Capacitors  
56 Electrolytic Capacitors  
61 Transistors  
12 I.C.'s  
20 L.E.D.'s  
55 Diodes and rectifiers  
Altogether 614 components.  
Plus FREE surprise gift.

**BARGAIN LIST NO. 10/11**  
This 10 page A4 size list is FREE—just send a SAE for your copy containing hundreds and hundreds of surplus bargains, many of them illustrated. Also included is a Catalogue News Sheet, featuring new lines and price changes.

**1981 CATALOGUE**  
Now in the course of preparation, available Nov.—send 75p to reserve your copy, which will be sent as soon as printed.

**EX-COMPUTER PANELS**  
Z527 2 x 6V reed relays, 6 x 2S030 or 2S230 6 x 400V recls. + R's. Only 50p.  
Z529 TTL pack—Panels with 74 series on, together with code sheet. From simple gates to complex counters. 20 IC's £1; 100 IC's £4.

**COMPONENT TRAY**  
Attractive yellow tray 285 x 165 x 42mm with clear hinged lid and movable compartments. Up to 15 can be made from dividers supplied. As an added bonus, a selection of new surplus components are included, all for the special low price of £4.35.

### BUZZERS & MOTORS & RELAYS

Z401 Powerful 6V DC Buzzer all metal construction 50mm dia x 20mm 70p.  
Z402 Miniature type Buzzer 6, 9 or 12V, only 22 x 15 x 16mm. Very neat 53p.  
Z450 Miniature 6V DC motor, high quality type 32mm dia x 25mm high, with 12mm spindle. Only £1.  
Z459 115/230V ac high torque motor with geared reduction down to 60 rpm. Sturdy construction, 70mm dia x 20mm. Spindle 6mm dia x 20mm long. Only £2.  
W692 Heavy duty 12V relay, ideal for car use—single 15A make contact. Coil 25R. 85p.  
W690 DIL reed relay—SPCO 2.4V-10V 200R coil. Only £2.20.  
W647 Low profile PC mntg 10 x 33 x 20mm 6V coil, SPCO 3A contacts. 93p.

**VEROBLOC BREADBOARD**  
New from Vero, this versatile aid for building and testing circuits can accommodate any size of IC. Blocks and be joined together. Bus strips on X & Y axis—total 360 connexion points for just £4.15.

## DON'T HANG ABOUT!

Latch on to binding posts with the new HPA-1 package from CSC. Designed to provide a firm foundation for a variety of electronic interconnections, complete with insulating shoulder washers and mounting nuts. Versatile, too – they accept bare wires, banana plugs, alligator clips, spade connectors, and hook connectors. There are five red, five black posts, 20 insulating shoulder washers and 20 hex mounting nuts. And for large quantity orders, CSC can supply other colours. You won't find it a bind to post off the CSC coupon for more details – do it today!

CSC (UK) Ltd, Unit 1, Shire Hill Industrial Estate, Saffron Walden, Essex CB11 3AQ.  
Telephone: (0799) 21682. Telex: 817477.

HPA-1	Binding Posts	Nett £2.50	Unit price inc P & P 15% VAT £3.73	Qty Read
-------	---------------	------------	------------------------------------	----------

Please deduct £1 postage from each additional order.

I enclose cheque/PO for £ .....  
or debit my Barclaycard, Access, American Express card  
No ..... Exp. date .....  
or Tel: (0799) 21682 with your card number and your order  
will be in the post immediately.

NAME \_\_\_\_\_

ADDRESS \_\_\_\_\_

CONTINENTAL SPECIALTIES CORPORATION



FREE catalogue tick box

Continental Specialties Corporation (UK) Limited, Dept. 4SS  
Unit 1, Shire Hill Industrial Estate, Saffron Walden, Essex CB11 3AQ.

## TOMORROW'S TOOLS TODAY

1

**GENTS QUARTZ LCD.** 5-function. Hours, minutes, secs, month, date, backlight. **ONLY £4.95**

2

**GENTS QUARTZ LCD.** SAME AS 1 - Alternative style. **ONLY £4.95**

3

**QUARTZ LCD Slim Chronograph.** 11-function. Hours, mins, secs, 6 digit-month, date, day of week, 1/100 sec stopwatch, split and lap modes, backlight. **ONLY £7.95**

4

**QUARTZ LCD ALARM.** 6 digit, hours, mins, secs, day, date. 24-hour alarm with on/off indicator. **ONLY £8.95**

5

**QUARTZ LCD Alarm/Chronograph.** 22 functions. Hours, mins, secs, day, date, month, 1/10 sec stopwatch, split and lap modes, 12 and 24 hour alarm. **ONLY £12.95**

We don't believe you can find better value combined with quality, than these - our special introductory prices. Compare the savings we offer and order now.





6

**QUARTZ LCD Musical Multi-Alarm/Chronograph.** 6-digit. Hours, mins, secs, day, date, 1/100 second stopwatch, split and lap modes, 24 hour alarm, dual time zone. **ONLY £13.45**

**14 CREDIT CARD CALCULATOR.** Very slim with standard 4 functions plus memory, percentage and square root. Complete with a mock leather wallet with credit card pocket. **ONLY £6.95**

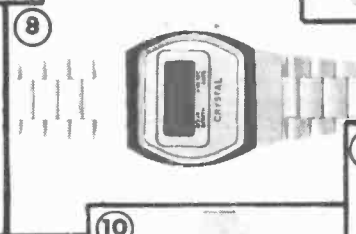
**13 MELODY ALARM CHRONOGRAPH** - This watch which actually plays "The Yellow Rose of Texas" at alarm time, also includes time, date, 1/10 of a second stop watch and dual time zone. The face style may vary from illustration slightly. **ONLY £14.95**



7

**LCD TRAVEL ALARM CLOCK.** This tiny clock makes a very unusual gift and is also very practical. Continuously displays hours and minutes with Auto Calendar and Backlight at the touch of a button. Full 24 hour alarm - complete with standard travelling case and stand. **£10.95**



**12** A very practically sized mains operated digital alarm clock - this item is extremely well finished and looks equally at home by the bedside or in the living room. With snooze/repeater alarm you could not even buy the components to build your own for this price. Available at the amazingly low price of **ONLY £8.95 + 80p P & P.**



8


**LADIES QUARTZ LCD.** 5-function as Gents No. 1. Available with black or white face. **ONLY £5.95**

**11** **LADIES QUARTZ LCD** SAME AS 10. Alternative "Round" shape. Available in gold or silver colour. **ONLY £8.95**



9

**LADIES QUARTZ LCD.** SAME FUNCTIONS AS 8. - Alternative style. Available with black or white face. **ONLY £5.95**




All watches have fully adjustable, matching stainless steel straps, and demonstration battery fitted (this battery is not guaranteed). Please add 60p for each spare battery required.

All products carry a Full 7-Day Money-Back Reassurance, plus 12-Month Guarantee. Prices include VAT

10

**LADIES QUARTZ LCD.** 5 functions. Dress Style. Functions same as 1. Available in gold or silver colour. **ONLY £8.95**

14



Send stamped addressed envelope for Colour Brochure of 120 other bargains.

**WEBB MOOR LTD**

78 CASTLE STREET, MELBOURNE, DERBY, DE7 1DY

Please send me items..... (list numbers)

I enclose cheques/P.O.s for £.....

NAME.....


ADDRESS.....

UK and Northern Ireland only

Please add 35p P/P per item

EE7

# KITS FOR SOUND EFFECTS AND OTHER PROJECTS



## PHONOSONICS

DEPT EE8D, 22 HIGH STREET,  
SIDCUP, KENT DA14 6EH



MAIL ORDER SUPPLIERS OF QUALITY PRINTED  
CIRCUIT BOARDS, KITS AND COMPONENTS TO  
A WORLD-WIDE MARKET.

### P.E. MINISONIC MK2 SYNTHESIZER

A portable mains operated miniature sound synthesiser with keyboard circuits. Although having slightly fewer facilities than the large Formant and P.E. synthesisers the functions offered by this design give it great scope and versatility. Set of basic component kits (incl. KBD R's & tuning pots—see list for options available) and PCBs (incl. layout charts) KIT 38-25 £80-14 £1-00  
"Sound Design" booklet

### P.E. 128-NOTE SEQUENCER

Enables a voltage controlled synthesiser to automatically play pre-programmed tunes of up to 32 pitches and 128 notes long. Programs are keyboard initiated and note length and rhythmic pattern are externally variable. Basic comps, PCBs and charts KIT 76-7 £35-56 £1-36  
Set of text photocopies

### P.E. GUITAR EFFECTS PEDAL

Modulates the attack, decay and filter characteristics of a signal from most audio sources, producing 8 different switchable effects that can be further modified by manual controls. Basic parts, PCB & chart KIT 42-3 £10-60 £1-28  
Text photocopy

### P.E. GUITAR OVERDRIVE

Sophisticated versatile fuzz unit including variable controls affecting the fuzz quality whilst retaining the attack and decay, and also providing filtering. Can be used with other electronic instruments. Basic parts, PCB & chart KIT 56-3 £11-22 £1-68  
Text photocopy

### P.E. GUITAR SUSTAIN

Maintains the natural attack whilst extending note duration. Basic comps, PCB & chart KIT 75-1 £6-99 £1-38  
Text photocopy

### P.E. AUTO-WAH UNIT

Automatic Wah or Swell sounds with each note played. Basic comps, PCB & chart KIT 58-1 £10-11 £1-58  
Text photocopy

### ELEKTOR CHOROSYNTH

A 2½-Octave Chorus synthesiser with an amazing variety of sounds ranging from violin to cello and flute to clarinet, amongst many others. Experienced constructors can readily extend the octave coverage. Basic comps, PCBs & charts KIT 100-8 £44-39 £1-70  
Text photocopy

### ELEKTOR FUNNY TALKER

Incorporates a ring modulator, chopper and frequency modulator to produce fascinating sounds when used with speech and music signals. Basic comps, PCB (as publ.) KIT 99-1 £9-60 £1-40  
Text photocopy

### ELEKTOR FREQUENCY DOUBLER

For use with guitars and other electronic instruments to produce an output 1 octave higher than the input. Inputs and outputs may be mixed to give greater depth. Basic comps, PCB (as publ.) KIT 98-1 £5-48 £1-20  
Text photocopy

### P.E. SPLIT-PHASE TREMOLO

Simple but effective substitute for a rotary cabinet. An internal generator is phase-split and modulated by the music input signal and fed to 1 or 2 amplifiers. Suitable for electronic guitars and other instruments. Basic comps, PCB & chart KIT 102-3 £17-68 £1-65  
Text photocopy

### P.E. PHASER

An automatic 6-stage phasing unit with integral oscillator. Set of basic comps, PCB & chart KIT 88-1 £10-91 £1-68  
Text photocopy

### ELEKTOR PHASING & VIBRATO UNIT

Includes manual and automatic control over the rate of phasing & vibrato, and has been slightly modified to also include a 2-input mixer stage. Set of basic comps, PCB & layout chart KIT 70-2 £21-87 £1-67  
Text photocopy

### P.E. PHASING UNIT

A simple but effective manually controlled phasing unit. Set of basic comps PCB & chart KIT 25-1 £4-06 £1-28  
Text photocopy

### P.E. SWITCHED TONE TREBLE BOOST

Provides switched selection of 4 preset tonal responses. Set of basic components, PCB & chart KIT 89-1 £4-34 £1-78  
Text photocopy

### P.E. SMOOTH FUZZ

Set of basic components, PCB & chart KIT 91-1 £6-52 £1-55  
Text photocopy

### P.E. TUNING FORK

Produces 84 switch-selected frequency-accurate tones with an LED monitor clearly displaying beat-note adjustments. Set of basic comps, PCB & chart KIT 46-3 £23-32 £1-97  
Text photocopy

### P.E. CONSTANT DISPLAY FREQUENCY COUNTER

An improved version of the project published in P.E. Readout does not count visibly or flicker due to blanking. Set of basic components & PCB KIT 79-4 £31-61 £1-78  
Text photocopy

### DYNAMIC NOISE LIMITER

Effectively reduces tape-repeating hiss. Stereo Unit. Set of basic components, PCB & chart KIT 97-1 £8-07 £1-75  
Text photocopy

### MANY MORE KITS

for synthesizers, Rhythm Generators, Electronic Planos and other projects, big, small, simple or complex, are available, plus a range of keyboards, separate components and accessories. Details in our lists.

COMPONENT SETS incl all necessary res, caps, s/cps, pots, t/formers. Hardware such as cases, skts, knobs, kbds, etc, are not incl, but most can be bought separately. Fuller details in lists.

ADD: POST & HANDLING  
U.K. orders: under £1 add 35p, under £20 add 70p, over £20 add £1. Recommended insurances against postal mishaps: add

50p for cover up to £50, £1 for £100 cover, etc., pro-rata, must be added to credit card orders. N.B. Eire, C.L., B.F.P.O. and other countries are subject to higher rates.

ADD 15% VAT  
(or current rate if changed). Must be added to full total of goods, post & handling on all U.K. orders. Does not apply to exports, or to photocopies.

LIST: Send stamped addressed envelope with all U.K. requests for free list giving fuller details of our goods. Europe send 35p, other countries send 75p, or equivalent in international reply coupons

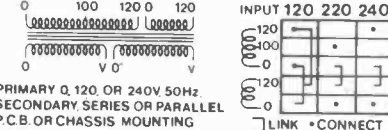
TERMS: C.W.O.. MAIL ORDER OR COLLECTION BY APPOINTMENT  
(TEL: 01-302 6184)

NEW MORE INFORMATIVE LIST NOW AVAILABLE



TITAN TRANSFORMERS AND COMPONENTS  
CENTRAL HALL CHAMBERS  
GRIMSBY SOUTH HUMBERSIDE  
MAIL ORDER ONLY  
PAYMENT C.W.O. CHEQUES POSTAL ORDERS  
ALL PRICES INCLUDE 15% V.A.T.

## TRANSFORMERS



PRIMARY Q 120 OR 240V 50HZ  
SECONDARY SERIES OR PARALLEL  
P.C.B. OR CHASSIS MOUNTING

### CHASSIS MOUNTING TYPES

### PRINTED CIRCUIT BOARD TYPES

REF	AMPS	PRICE	P/P
TTP 446	0.5-2	1.79	50
TTP 447	0.75-2	2.14	60
TTP 449	1.0-2	2.36	70
TTP 450	2.08-2	2.99	85
TTP 451	4.18-2	4.57	120
TTP 452	8.33-2	5.68	120

### 0-9v 0-9v

REF	AMPS	PRICE	P/P
TTP 460	0.30-2	1.79	50
TTP 461	0.50-2	2.14	60
TTP 463	0.60-2	2.36	70
TTP 464	1.38-2	2.99	85
TTP 465	2.77-2	4.57	120
TTP 466	5.55-2	5.68	120

### 0-12v 0-12v

REF	AMPS	PRICE	P/P
TTP 467	0.25-2	1.79	50
TTP 468	0.38-2	2.14	60
TTP 470	0.50-2	2.36	70
TTP 471	1.04-2	2.99	85
TTP 472	2.08-2	4.57	120
TTP 473	4.18-2	5.68	120

### 0-15v 0-15v

REF	AMPS	PRICE	P/P
TTP 474	0.20-2	1.79	50
TTP 475	0.30-2	2.14	60
TTP 477	0.4-2	2.36	70
TTP 478	0.83-2	2.99	85
TTP 479	1.66-2	4.57	120
TTP 480	3.33-2	5.68	120

### 0-24v 0-24v

REF	AMPS	PRICE	P/P
TTP 495	0.13-2	1.79	50
TTP 496	0.19-2	2.14	60
TTP 498	0.25-2	2.36	70
TTP 499	0.52-2	2.99	85
TTP 500	1.04-2	4.57	120
TTP 501	2.08-2	5.68	120

### 0v-6v 0v-6v

REF	AMPS	PRICE	P/P
TTC 446	0.5-2	1.85	50
TTC 447	0.75-2	2.20	60
TTC 449	1.0-2	2.45	70
TTC 450	2.08-2	3.10	85
TTC 451	4.18-2	4.70	120
TTC 452	8.33-2	5.85	120

### 0v-12v 0v-12v

REF	AMPS	PRICE	P/P
TTC 467	0.25-2	1.85	50
TTC 468	0.38-2	2.20	60
TTC 470	0.50-2	2.45	70
TTC 471	1.04-2	3.10	85
TTC 472	2.08-2	4.70	120
TTC 473	4.18-2	5.85	120

### 0v-24v 0v-24v

REF	AMPS	PRICE	P/P
TTC 495	0.13-2	1.85	50
TTC 496	0.19-2	2.20	60
TTC 498	0.25-2	2.45	70
TTC 499	0.52-2	3.10	85
TTC 500	1.04-2	4.70	120
TTC 501	2.08-2	5.85	120

### 0v-9v 0v-9v

REF	AMPS	PRICE	P/P
TTC 460	0.30-2	1.85	50
TTC 461	0.50-2	2.20	60
TTC 463	0.60-2	2.45	70
TTC 464	1.38-2	3.10	85
TTC 465	2.77-2	4.70	120
TTC 466	5.55-2	5.85	120

### 0v-15v 0v-15v

REF	AMPS	PRICE	P/P
TTC 474	0.20-2	1.85	50
TTC 475	0.30-2	2.20	60
TTC 477	0.40-2	2.45	70
TTC 478	0.83-2	3.10	85
TTC 479	1.66-2	4.70	120
TTC 480	3.33-2	5.85	120

MOUNTING KITS FOR PCB TYPES INCLUDES: NUTS SCREWS WASHERS + SPACERS

VA	KIT REF	PRICE
12	SK 12	45
25	SK 25	48
50	SK 50	52
100	SK 100	56

VA - VOLTS, AMPS @ 50°C

### MAINS ADAPTORS

3PIN 13AMP PLUG IN ADAPTORS, MADE IN U.K.

REF	OUTPUT	PRICE	P/P
TT 100	6-7.5-9v	3-85	40
TT 101	6-7.5-9v REGULATED	4-70	40

### COMPONENTS

TYPE	QTY	PRICE	P/P
BRIDGE 1A 50V	5	85	10
IN 4001	10	45	10
1000UF 25V	4	95	15
1000UF 16V	5	105	15
470UF 16V	5	85	15

OHIO SCIENTIFIC Superboard 2. Assembled 50Hz model £159 + 15% vat post free. Colourboard 2 (the new colour version of Superboard 2) £215 + 15% vat. ★★★★★★★★★★★★★★★★★★  
★ Special offer:- if brought with ★  
★ superboard or colourboard these ★  
★ items are at the reduced price ★  
★ shown first. Also sold separately ★  
★ at the bracketed prices. Add ★  
★ 15% vat. Modulator and power ★  
★ supply kit £1 (£25). 4K extra ram ★  
★ £20 (£24). ★  
★ Display expansion kit 30 lines x ★  
★ 54 characters approx. £15 (£20). ★  
★ Case £23 (£26). Colour conversion ★  
★ board fully assembled £55 (£55). ★  
★ Cassette recorder £13 (£15). Super ★  
★ Print 800MST printer £359 (£359). ★  
★ 610 Expansion board £160 (£160). ★  
★★★★★★★★★★★★★★★★★★★★★  
★ SINCLAIR PRODUCTS New 10MHz ★  
★ scope £145. pfm £51-95, case £2-07. ★  
★ adaptor £4-20. Connector kit £13-95. ★  
★ Microvision tv £89, adaptor £6-88, pkm35 ★  
★ £34-32, adaptor £4-20, case £2-07. dm350 ★  
★ £78-70, dm450 £102-17, dm235 £55-55, ★  
★ rechargeable batts. £8, adaptor £4-20, ★  
★ case £8. Enterprise prog calculator + ★  
★ accessories £19-95. TG105 £87. Bench ★  
★ Frequency counter £150.

COMPUTER GAMES chess champion 6 £49-95. Chess challenger 7 £79. New sensory chess challenger 8 £119. Atari videocomputer £107. Cartridges £14-85.  
★ TV GAMES AY-8550 + kit £9-26. AY-3-8600 + kit £12-98. Stunt cycle chip + kit £20-95. Colour generator kit £29-95.  
★ TRANSFORMERS 6-0-6V 100ma 96p, 1ja £3-12 9-0-9V 75ma 96p, 1a £2-88, 2a £4-73. 12-0-12V 100ma £1-20, 1a £3-50.  
★ IC AUDIO AMPS with pcb. JC12 6W £2-50. JC20 10W £3-54.  
★ BATTERY ELIMINATORS 3-way type 6/7/9v 300ma £3-45. 100ma radio type with press-studs 9v £4-77. 9+9v £5-99. Car converter 12v input, output 4j/6/7j/9v 800ma £3-04.  
★ BATTERY ELIMINATOR KITS 100ma radio types with press-studs 4iv £1-64, 6v £1-64, 9v £1-64, 4i+4iv £2-30, 6+6v £2-30, 9+9v £2-30. Stabilized 8-way types 3/4j/6j/7j/9j/12j/15j/18v 100ma £3-12, 1 Amp £7-80. Stabilized power kits 2-18v 100ma £3-12, 1-30v 1A £8-10, 1-30v 2A £14-52. 12v car converter 6j/7j/9v 1A £1-62.  
★ SWANLEY ELECTRONICS  
Dept EE, 32 Goldset Rd., Swanley, Kent. Post 35p extra. Prices include VAT unless stated. Official and overseas orders welcome. Lists 27p post free. Mail order only.

## CORED SOLDER WIRE

	10'	20'	½ Kilo	½ Kilo
18 SWG 60/40	coils	cards	reels	reels
22 SWG 60/40	52p	90p	£3.71	£6.29
	35p	55p	£3.98	£6.80

ALL OUR PRICES ARE INCLUSIVE  
TRADE ENQUIRIES INVITED

Cash with order to:

CIRCUIT SOLDERS  
INDUSTRIAL ESTATE  
THRUXTON AIRFIELD  
ANDOVER, HANTS.

## POPULAR KITS AND PARTS

### SUB-MIN MICROPHONE

Size only  $\frac{1}{4}$ " x  $\frac{3}{8}$ " x  $\frac{3}{16}$ " so small enough for a bugging device, ex-hearing-aids but guaranteed. Price £1.50.

### TRANSMITTER SURVEILLANCE

Tiny, easily hidden but which will enable conversation to be picked up with FM radio. Can be made in a matchbox—all electronic parts and circuit. £2.30.

### RADIO MIKE

Ideal for discos and garden parties, allows complete freedom of movement. Play through FM radio or tuner amp. £6.90.

### SAFE BLOCK

Mains quick connector will save you valuable time. Features include quick spring connectors, heavy plastic case and auto on and off switch. Complete kit £1.95.

### LIGHT CHASER

Gives a brilliant display—a psychodelic light show for discos, parties and pop groups. These have three modes of flashing, two chase-patterns and a strobe effect. Total output power 750 watts per channel. Complete kit. Price £16. Ready made up £4 extra.

**FISH BITE INDICATOR** enables anglers to set up several lines then sit down and read a book. As soon as one has a bite the loudspeakers emit a shrill note. Kit. Price £4.90.

### 6 WAVEBAND SHORTWAVE RADIO KIT

Bandspread covering 13.5 to 32 mhz. Based on circuit which appeared in a recent issue of Radio Constructor. Complete kit. Includes case materials, six transistors, and diodes, condensers, resistors, inductors, switches, etc. Nothing else to buy, if you have an amplifier to connect it to on a pair of high resistance headphones. Price £11.95.

### SHORT WAVE CRYSTAL RADIO

All the parts to make up the beginner's model. Price £2.30. Crystal earpiece 65p. High resistance headphones (give best results) £3.75. Kit includes chassis and front but not case.

### RADIO STETHOSCOPE

Easy to fault find—start at the aerial and work towards the speaker—when signal stops you have found the fault. Complete kit £4.95.

### INTERRUPTED BEAM KIT

This kit enables you to make a switch that will trigger when a steady beam of infra-red or ordinary light is broken. Main components—relay, photo transistor, resistors and caps etc. Circuit diagram but no case. Price £2.30.

**OUR CAR STARTER AND CHARGER KIT** has no doubt saved many motorists from embarrassment in an emergency you can start car off mains or bring your battery up to full charge in a couple of hours. The kit comprises: 250w mains transformer, two 10 amp bridge rectifiers, start/charge switch and full instructions. You can assemble this in the evening, box it up or leave it on the shelf in the garage, whichever suits you best. Price £11.50 + £2.50 post.

**G.P.O. HIGH GAIN AMP/SIGNAL TRACER.** In case measuring only  $5\frac{1}{2}$ " x  $3\frac{1}{2}$ " x  $1\frac{1}{2}$ " is an extremely high gain (70dB) solid state amplifier designed for use as a signal tracer on GPO cables etc. With a radio it functions very well as a signal tracer. By connecting a simple coil to the input socket a useful mains cable tracer can be made. Runs on standard 4½v battery and has input, output sockets and on-off volume control, mounted flush on the top. Many other uses include general purpose amp, cueing amp, etc. An absolute bargain at only £1.85. Suitable 80 ohm earpiece 69p.

### 10 POCKET RADIOS FOR £9.00

These are brand new but have slight faults. Most, if not all, should be repairable.



### 2½ ROUND PANEL METERS

All flush mounting through 2½" round hole, with flange makes them 3" wide approx. Made to stringent Ministry specifications. We have the following types in stock, all are moving coil unless otherwise stated. **MICRO AMPMETER 500 UA**—scaled 0-5. Price £2.80. **MILLIAMPER METER 500 MA**—scaled 0-500 mA. Price £2.30. **AMPERE METER 10W** wire, scaled 0-9 amp. Price £2.30. **DUAL RANGE VOLT METER** Scale calibrated 0-10v and 0-250v. Price £3.45p. **1 MA METER 1MA f.s.d.** centre zero, scaled 100-0-100. Price £3.45p.

### VU METER

Edgewise mounting, through hole size  $1\frac{1}{2}$ " x  $\frac{1}{2}$ " approx. These are 100 micro amp f.s.d. and fitted with internal 8 volt bulb for scale illumination, also have zero reset. The scale is not calibrated but has very modern appearance. Price £2.85p.

### BALANCE METER

Edgewise mounting 100 UA centre zero. Price £2.30p.

### 1½" SQUARE PANEL METER

Eagle full vision plastic front, 50 UA. Price £4.60p 1 mA Price £4.05p.

### WATERPROOF HEATING WIRE

80 ohms per yard. This is a heating element wound on a fibre glass coil and then covered with p.v.c. Dozens of uses—around water pipes, under grow boxes in gloves and socks. 23p metre.

### DIAL INDICATOR

As used in tool making and other precision measuring operations, the famous John Bull accurately shows differences of 0.1mm. A beautifully made precision instrument, price in most tool shops would be £12-15. We have a fair quantity. Price £9.20p.

### COMPONENT BOARD Ref. W0996.

This is a modern fibre glass board which contains a multitude of very useful parts, most important of which are: 35 assorted diodes and rectifiers including four 3 amp 400v types (made up in a bridge) 8 transistors type BC 107 and 2 type BFY 51 electrolytic condensers, SCR ref. 2N 5082 25 0uf 100v DC and 100uf 25v DC and over 100 other parts including variable, fixed and wire wound resistors, electrolytic and other condensers. A real snip at £1.15p.

### FRUIT MACHINE HEART. 4 wheels with all fruits,

motorised and with solenoids for stopping the wheels with a little ingenuity you can defy your friends getting the "jackpot." £3.95 + £4 carriage.

### DESOLDERING PUMP

Ideal for removing components from computer boards as well as for service work generally. Price £6.35.

### 4-CORE FLEX CABLE

White pvc for telephone extensions, disco lights, etc. 10 metres £2, 100 metres £15. Other multicore cable in stock.

### MUGGER DETERRENT


A high-note bleeper, push latching switch, plastic case and battery connector. Will scare away any villain and bring help. £2.50 complete kit.

### HUMIDITY SWITCH

American made by Honeywell. The action of this device depends upon the change in resistance of a membrane to stretch and trigger a sensitive microswitch. Very sensitive breathing on it for instance will switch it on. Micro 3 amp at 250v a.c. Only £1.15.

## MULLARD UNILEX

A mains-operated 4 + 4 stereo system. Rated one of the finest performers in the stereo field this would make a wonderful gift for almost anyone. In easy-to-assemble modular form this should sell at about £30—but due to a special bulk buy and as an incentive for you to buy this month we offer the system complete at only £16 including V.A.T. and postage. **FREE GIFT**—Buy this month and you will receive a pair of Goodman's elliptical 8" x 5" speakers to match this amplifier.



## EXTRACTOR FANS

Ex-Computer made by Woods of Colchester. Ideal also as blower; central heating systems, fume extraction etc. Easy fixing through panel, very powerful 2,500 r.p.m. but quiet running. Choice of 2 sizes, 5" £5.50, 8" £6.50; post £1 per fan.



## VENNER TIME SWITCH

Mains operated with 20-amp switch, one on and one off per 24 hours repeats daily automatically correcting for the lengthening or shortening day. An expensive time switch but you can have it for only £2.95. These are new but without case, but we can supply plastic cases (base and cover) £1.75 or metal case with window £2.95. Also available is adaptor kit to convert this into a normal 24-hour time switch but with the added advantage of up to 12 on/off per 24 hours. This makes an ideal controller for the Immersion heater. Price of adaptor kit is £2.30.

## DRILL CONTROLLER

Electronically changes speed from approximately 10 revs to maximum. Full power at all speeds by finger-tip control. Kit includes all parts, case, everything and full instructions £3.45. Made-up model £2 extra.



## 3-CHANNEL SOUND TO LIGHT KIT

Complete kit of parts for a three-channel sound to light unit controlling over 2,000 watts of lighting. Use this at home if you wish but it is plenty rugged enough for Disco work. The unit is housed in an attractive two-tone metal case and has controls for each channel, and a master on/off. The audio input and output are by ½" sockets and three panel mounting fuse holders provide thyristor protection. A four-pin plug and socket facilitate ease of connecting lamps. Special snip price is £13.50 in kit form or £16.50 assembled and tested.

## PUNCH TAPE CONSOLES

Complete units, mounted on very well built desks. The tape punch and the tape reader are set in the top, below in the cupboard is stored the power units and electronics. The keyboard is separate but plugs in and rests on the top of the desk. This is a 8 bit paper tape system. The keyboard is a standard computer type using red switches AS/C1 coded. The keyboard has 72 encoded keys. Offered complete with the data, at only a fraction of original cost, £115 each + carriage at cost. Used but believed in good order—any section not so would be replaced. Please telephone before calling to collect.

## TANGENTIAL HEATER UNIT

A most efficient and quiet running blower-heater by Solatron—standard replacement in many famous name heaters—comprises mains induction motor—long turbo fan—split heating element and thermostatic safety trip—simply connect to the mains for immediate heat—mount in a simple wooden or metal case or mount direct into base of say kitchen unit. Price £25.95, post £1.50. Control switch to give 2kw, 1kw, cold blow or off and 80°C. 3kw model £28.95. Control Switch 95p.

## 8 POWERFUL BATTERY MOTORS

For models, Meccanos, drills, remote control planes, boats, etc. £2.



## MINI-MULTI TESTER

Deluxe pocket size precision moving coil instrument, jewelled bearings—2000 o.p.v. mirrored scale.

11 instant range measure: DC volts 10, 50, 250, 1000. AC volts 10, 50, 250, 1000. DC amps 0-100 mA. Continuity and resistance 0-1 meg ohms in two ranges. Complete with Test Prods and instruction book showing how to measure capacity and inductance as well. Unbelievable value only £8.75 + 50p post and insurance.

**FREE** Amps ranges kit to enable you to read DC current from 0-10 amps, directly on the 0-10 scale. It's free if you purchase quickly but if you already own a mini-tester and would like one, send £2.50.

**TERMS:** Cash with order—but orders under £10 must add 50p to offset packing, etc. **BULK ENQUIRIES INVITED. PHONE: 0444-54563. ACCESS & BARCLAYCARD WELCOMED.**

**J. Bull [ELECTRICAL] Ltd.**  
(DEPT. EE12)  
34-36 AMERICA LANE,  
HAYWARDS HEATH SUSSEX.  
RH16 3QU

## IT'S FREE

Our monthly Advance Advertising Bargains List gives details of bargains arriving or just arrived—often bargains which sell out before our advertisement can appear—it's an interesting list and it's free—just send S.A.E. Below are a few of the Bargains still available from previous lines.

**SUPER BREAKDOWN PARCEL** with free gift of a desoldering pump, perhaps the most useful breakdown parcel we have ever offered. Consists of 50 nearly all different computer panels on which you will find: over 300 ICs, over 300 diodes, over 200 transistors and many hundred other parts, resistors, condensers, multi turn pots, rectifiers, SCR etc. etc. for only £2.50, which when you deduct the value of the desoldering pump, works out to just a little over 4p per panel, + £1.27 VAT + £2 post (it's a big parcel).

**THIS MONTH'S SNIP** a 3 wave band radio with stereo amplifier. Made for incorporation in a high-class radiogram, this has a quality of output which can only be described as superb. It is truly hi-fi. The chassis size is approximately 14". Push buttons select long, medium, short and gram. Two dial lights for a scale, the pointer being moved by cord drive. The other controls are balance, volume, treble and bass. The chassis is ready built with its own mains power supply. The output is 6 + 6 watts. Brand new and in perfect working order, offered at less than value of stereo amp alone, namely £6.90. Post £2.00.

**SUPER HI-FI SPEAKER CABINETS.** Made for an expensive Hi-Fi outfit—will suit any decor. Resonance free cut-outs for 8" woofer and 4" tweeter. The front material is carved Dacron, which is thick and does not need to be stuck in and the completed unit is most pleasing. Colour black. Supplied in pairs, price £8.90 per pair (this is probably less than the original cost of one cabinet) carriage £3 the pair.

**OCTOBER/NOVEMBER CONSTRUCTOR'S SNIP.** Here's a super bargain for you. 100 twist drills, regular tool shop price over £50, yours for only £11.50. With these you will be able to drill metal, wood, plastic etc from the tiniest holes in P.C.B. right up to about ½". Don't miss this snip—send your order today.

**UNILEX OWNERS** Excellent PM speakers, European made, extremely good quality and 15 ohms. The correct impedance for the Unilex. Half regular price only £2.30 per pair + £1 post.

**MAINS ADAPTORS** Why use expensive batteries—operate your radios and equipment from the mains. Save yourself pounds, with our bargain range of power packs. Sinclair gives 9v @ 100 mA—£2.99—Alta! gives 6v 7.5 or 9v @ 300 mA—£4.16—Crown gives 9v @ 300 mA—£2.99—Alta! gives 12v @ 750mA—£3.99. All made up in plastic cases complete with mains lead. We can also supply Mains Transistor Power Pack Kit for Voltage output anything from 3v to 16v up to 300 mA—complete kit with double insulated mains transformer and full instructions £1.95.

**ENAMELED COPPER WIRE** We stock this on 1 lb reels and ½ lb reels.

Gauge	1 lb	½ lb
10-24	£2.50 + 37p	£2.90 + 13p
30-34	£3.00 + 45p	£1.00 + 15p
35-39	£3.50 + 52p	£1.10 + 16p

Thinner gauges are available—we will be pleased to quote you.

**THERMOSTAT ASSORTMENT** 10 different thermostats. 7 bi-metal types and 3 liquid types. There are the current stats which will open the switch to protect devices against over current, short circuits, or pipes from freezing in front of the element of a blower heater, the heat would trip the stat if the blower fuses; appliance stats, one for high temperatures, others adjustable over a range of temperatures which could include 0-100°C. There is also a thermostatic pod which can be immersed, an oven stat, a calibrated boiler stat, finally an ice stat which, fitted to our waterproofer heater element in the front of the ice chest could protect your freezer. Separately, these thermostats would cost round about £15.00—however, you can have the parcel for £2.50.

**SUPPRESSOR CONDENSER** Made by famous Philips Company, this is a 3 section condenser. Main section—2 mfd. Other 2 sections each 5000 P.F. Ideal for suppressing electrical drills and similar devices. 57p. DITTO 1 mfd 250v AC, metal case with fixings 57p.

**HIGH VOLTAGE CONDENSER**—1 mfd 2.5 kv—£1.15; .05 mfd 5 kv—£1.15; .001 mfd 28 kv—£2.30.

**HIGH VOLTAGE CERAMIC DISC CAPACITORS** 47 pf, 68 pf, 100 pf, 150 pf, 220 pf—all £10.00 per 100, £1.50 for 10.

**AC CONDENSERS** In addition to the normal uses as motor starters, power factor correction, etc, these make very good voltage droppers for working low voltage appliances from mains. The voltage working quoted is AC RMS, so these condensers are usually suitable for working on DC at 2½ times the quoted AC voltage.

1.5 mfd 440V 64p	6.25 mfd 250V £1.90	12 mfd 440V £2.78
2.5 mfd 440V 87p	8 mfd 250V £1.27	13 mfd 275V £1.65
3.4 mfd 440V £1.90	8 mfd 440V £1.89	15 mfd 230V £1.85
3.5 mfd 250V 77p	11 mfd 275V £1.52	15 mfd 325V £1.77
5 mfd 570V £1.52	12 mfd 250V £1.52	20 mfd 275V £1.77
		32 mfd 250V £2.89

## THIS MONTH'S NEW KITS

**1. STUDENT'S FIRST MULTI-TESTER** Kit contains panel meter, 12 way rotary water switch, resistors, rectifier, battery connector and case with pointer knob and terminals. The multi-tester, when completed, will measure DC volts 4 ranges, DC current 3 ranges, AC volts 3 ranges, resistance 2 ranges. The main value of the kit is educational, but properly completed it will prove a most useful instrument. Price £4.99.


**2. MULTI OPTION SOUND PRODUCER** Also called a sensational sonic siren, with it you can reproduce, for instance, American Police Siren, World War one siren, Alarm and universe of other effects. Some possible applications include burglar alarms, sound effect units, noise box to amuse the kids or to play it through your stereo to frighten away the birds and annoy your neighbour's 4 independently adjustable parameters give finger tip control. Complete kit, less case £6.99, Case £2.30.

**DO YOU LISTEN IN BED?** and do you use the tiny earphone so you won't disturb anyone? These tiny earphone give a very poor quality response—so why not use headphones instead? A special offer this month—Japanese made, padded 8 ohm stereo headphones for only £2.99, and in a nice presentation case, so would make an ideal Christmas present.

**AUTOMATIC SWITCH OFF** Listening in bed is a good way of putting yourself to sleep, but only if you allow the light should be off. We have time switches, clockwork operated, giving on periods from 10 minutes to 3 hours, suitable for switching any electrical device up to 15 amps, radio, stereo, cooker, sunbeds, in fact anything which you don't want left switched on for too long. We have five models with on times: 0-30 minutes; 0-30 minutes; 1 hour; 1-1 hour 20 minutes; and 0-3 hours and 0-3 hours and 1-2 hours. Control spindle—part rotation would be part of the time. Control knobs and graduated scales are available—price £1.15 pair.

## AND NOW A DIMMER THAT MAKES TOUCH DIMMERS OBSOLETE

Two years ago TK Electronics launched a touchdimmer kit, the TD300K, which made knob controlled dimmers obsolete. This was such a great success that many magazines and more retailers soon produced similar designs. SO THAT OTHERS MAY FOLLOW, TK have designed a touch dimmer kit with an Infra Red Remote Control, enabling you to switch and control the brightness of your lights from the comfort of your armchair etc. as well as manually by touching the frontplate or by using the TDE/K extension kit.



We have designed the light dimmer unit to fit a standard wall box, the transmitter to fit your hand and the price to fit your pocket.

As with all our kits, these units come complete with all components, including RFI suppression, frontplate, a neon to help you find the switch in the dark and a neat box for the transmitter. The plastic frontplate has no metal pads to touch, ensuring complete safety and enabling the plate to be covered with a decorative finish to blend with your room decor.



In two years' time everyone will be selling remote control dimmers but you can have your TDRK300K kit NOW for only £14.30 for the dimmer unit and £4.20 for the transmitter. For the more athletic of you, the TD300K is still available at £6.50 and the TDE/K at £2.00.

**DON'T FORGET** to add 40p P&P and 15% VAT to your total purchase.

### REMOTE CONTROL COMPONENTS

LD271 IR Emitting Diode	36p
SFH205 Photodiode Detector	95p
SL480 IC Pulse Amp.	£1.70
SL490 32 command encoder/transmitter	£2.40
ML922 10 channel receiver + 3 analogue outputs	£4.20
ML926 16 channel receiver 4 momentary binary o/p	£1.40
ML928 16 channel receiver 4 latched binary o/p	£1.40
ML929 16 channel receiver 4 latched binary o/p	£1.40
Data Sheets per device	10p

These ICs can be used with Infra red, ultrasonic or radio links, depending on range, cost and speed of operation.

### RC500K KIT

If you do not require a sophisticated multi-channel remote control, we have developed a simple single-channel on/off Infra red transmitter and receiver kit. The transmitter unit comes complete with hand held box and requires a PP3 (9V) battery. The receiver includes a triac capable of switching up to 500W at 240V a.c. and comprises a pre-amplifier bistable latch and a mains power supply, making the unit completely self-contained. The small size of the receiver enables the unit to be "built into" all kinds of equipment from lamps to tape recorders. Range: approximately 20ft. **£12.50**

ALL COMPONENTS ARE BRAND NEW AND TO SPECIFICATION. ADD VAT AT CURRENT RATE TO ABOVE PRICES. 40p P&P MAIL ORDER - CALLERS WELCOME BY APPOINTMENT.

**TK Electronics**  
(EE), 11 BOSTON ROAD,  
LONDON W7 3SJ. TEL. 01-579 9794




### LEDs

0 1" Red	9p
0 1" Green	12p
0 1" Yellow	12p
0 2" Red	9p
0 2" Green	12p
0 2" Yellow	12p
0 2" Clips	3p
Rectangular Red	15p
Rectangular Green	20p
Rectangular Yellow	21p



### SPECIAL OFFER D.V.M. THERMOMETER KIT

Based on the ICL 7106. This kit contains a PCB, resistors, presets, capacitors, diodes, IC and 0.5" liquid crystal display. Components are also included to enable the basic DVM kit to be modified to a Digital Thermometer using a single diode as the sensor. Requires a 3mA 9V supply (PP3 battery). Closing date 31.12.80. **£17.50**



### XMAS STOCKING FILLERS

closing date 31.12.80	
6 x 555 ICs	£1.00
15 x 8-pin sockets	£1.00
12 x 14-pin sockets	£1.00
10 x 16-pin sockets	£1.00
15 x BC182	£1.00
15 x BC212	£1.00
2 x TIC226D triacs	£1.00
12 x Red LEDs 0.2"/0.1"	£1.00
10 x Green LEDs 0.2"/0.1"	£1.00
10 x Yellow LEDs 0.2"/0.1"	£1.00
2 x LM380 2W audio amp.	£1.50
1 x LM2917 + socket	£1.50

### INTEGRATED CIRCUITS

555 Timer	21p
741 Op. Amp.	19p
AY-5-1224 Clock	£2.50
AY-5-1230/2 Clock/Timer	£4.50
AY-3-1270 Thermometer	£8.20
ICL7106 DVM (LCD drive)	£7.00
LM377 Dual 2W Amp	£1.45
LM3795 Dual 6W Amp	£3.50
LM380 2W Audio Amp	80p
LM382 Dual low noise Preamp	£1.00
LM386 250mW low voltage Amp	75p
LM1830 Fluid Level Detector	£1.50
LM2907 f-v Converter (8 pin)	£1.40
LM2917 f-v Converter (14 pin)	£1.60
LM3909 LED Flasher/Oscillator	60p
LM3911 Thermometer	£1.20
LM3914 Dot/Bar Driver	£2.10
MM74C911 4 digit display controller	£6.50
MM74C915 7 segment-BCD converter	96p
MM74C926 4 digit counter with 7 seg o/p	£4.50
S5685 Touchdimmer	£2.50
S9283 Touchswitch 16-way	£4.85
SN76477 Complex Sound Generator	£2.52
TBA800 5W Audio Amp.	68p
TBA810AS 7W Audio Amp.	£1.00
TDA1024 Zero Voltage Switch	£1.20
TD A2020 20W Audio Amp.	£2.85
ZN1034E Timer	£1.80

All ICs supplied with data sheets. Data Sheets only 10p each device.

### MINI KITS

These kits form useful subsystems which may be incorporated into larger designs or used alone. Kits include PCB, short instructions and all components.

**MK1 TEMPERATURE CONTROLLER / THERMOSTAT**  
Uses LM3911 IC to sense temperature (80°C max) and triac to switch heater. 1KW **£4.00**

**MK2 SOLID STATE RELAY**  
Ideal for switching motors, lights, heaters, etc. from logic. Opto-isolated with zero voltage switching. Supplied without triac. Select the required triac from our range. **£2.60**

**MK3 BAR/DOT DISPLAY**  
Displays an analogue voltage on a linear 10-element LED display as a bar or single dot. Ideal for thermometers, level indicators, etc. May be stacked to obtain 20 to 100 element displays. Requires 5-20V supply. **£4.75**

**MK4 PROPORTIONAL TEMPERATURE CONTROLLER**  
Based on the TDA 1024 Zero voltage switch, this kit may be wired to form a "burst fire" power controller or a "proportional temperature" controller enabling the temperature of an enclosure to be maintained to within 0.5°C. 3KW **£5.55**

**MK5 MAINS TIMER**  
Based on the ZN1034E Timer IC this kit will switch a mains load on (or off) for a preset time from 20 minutes to 35 hours. Longer or shorter periods may be realised by minor component changes. Maximum load 1KW. **£4.50**

### BOXES


Moulded in high impact ABS. Supplied with lids and screws. Black or white.  
B2 95 x 71 x 35mm 85p  
B3 115 x 95 x 37mm 95p



# 5HZ TO 100MHZ

**TOMORROW'S TOOLS TODAY**

CONTINENTAL SPECIALTIES CORPORATION



C.S.C. (UK) Limited Dept. 4D  
Unit 1, Shire Hill Industrial Estate,  
Saffron Walden, Essex. CB11 3AQ  
Telephone: Saffron Walden (0799) 21682  
Telex: 817477

Instant frequency indication from 5Hz to 100MHz; no range selection problems; a brilliant 8-digit LED display; mains or battery operation; an accuracy of 4 parts per million ±1 count; and totally automatic operation - all this for only £77.55\* with CSC's new Max-100 frequency counter.

Just take a look at our spec. Where else could you find anything similar at the price? \*Frequency range 5Hz - 100 MHz \*Input impedance 1M shunted by 10pF \*Sensitivity 30mV from 1KHz up to 50MHz; 120mV r.m.s. over full frequency range \*Timebase accuracy ±4 parts in 10<sup>6</sup> (from 5 to 45°C) \*Maximum aging rate 10 parts in 10<sup>6</sup> per year \*Over-frequency indication \*Low-battery-power alarm \*Operates from dry or rechargeable cells, an external 7.5 to 10VDC supply, or a car battery (via an adaptor) \*Dimensions: 45 x 187 x 143mm \*Options: 12V adaptor; battery eliminator; r.f. antenna, low-loss r.f. tap, carrying case.

Fill in the coupon for further details . . . \*price excludes post, packing and VAT

C.S.C. (UK) Ltd., Dept. 4D Unit 1, Shire Hill Industrial Estate, Saffron Walden, Essex, CB11 3AQ

MAX 100	FREQ. COUNTER	Unit price inc P&P 15% VAT	£90.91	Qty Reqd
---------	---------------	----------------------------	--------	----------

Name \_\_\_\_\_  
Address \_\_\_\_\_

I enclose cheque/P.O. for £ \_\_\_\_\_ or debit my Barclaycard/Access/American Express card no. \_\_\_\_\_ exp date \_\_\_\_\_

FOR IMMEDIATE ACTION - The C.S.C. 24 hour, 5 day a week service. Telephone (0799) 21682 and give us your Barclaycard, Access, American Express number and your order will be in the post immediately.

For FREE catalogue tick box





# Wilmslow Audio

**THE firm for speakers!**

SEND 50p FOR THE WORLD'S BEST CATALOGUE OF SPEAKERS, DRIVE UNITS, KITS, CROSSOVERS ETC. AND DISCOUNT PRICE LIST

AUDAX ● AUDIOMASTER ● BAKER  
BOWERS & WILKINS ● CASTLE  
CELESTION ● CHARTWELL ● COLES  
DALESFORD ● DECCA ● EAGLE ● ELAC  
EMI ● FANE ● GAUSS ● GOODMAN'S  
HARBETH ● ISOPHON ● I.M.F. ● JORDAN  
JORDAN WATTS ● KEF ● LOWTHER  
McKENZIE ● MISSION ● MONITOR AUDIO  
MOTOROLA ● PEERLESS ● RADFORD  
RAM ● ROGERS ● RICHARD ALLAN  
SEAS ● SHACKMAN ● TANNOY  
VIDEOTONE ● WHARFEDALE

## WILMSLOW AUDIO (Dept. EE)

35/39, CHURCH STREET, WILMSLOW, CHESHIRE.

Tel: 0625-529599 FOR MAIL ORDER & EXPORT OF DRIVE UNITS, KITS ETC.

Tel: 0625-526213 (SWIFT OF WILMSLOW) FOR HI-FI & COMPLETE SPEAKERS

## TOP PRIORITY for every constructor...



### HOME RADIO CATALOGUE

- About 2,000 items clearly listed.
- Profusely illustrated throughout.
- Large catalogue, A-4 size pages.
- Bargain List, Order Form and Pre-paid Envelope included. Also 2 coupons each worth 25p if used as directed.
- Catalogue £1, plus 50p for post, packing and insurance.

HOME RADIO (Components) LTD., Dept. EE, P.O. Box 92, 215 London Road, Mitcham, Surrey. Phone 01- 543 5659

POST THIS COUPON with cheque or P.O. for £1.50

Please write your Name and Address in block capitals

NAME .....

ADDRESS .....

HOME RADIO (Components) LTD. Dept. EE (Regn. No London 912966)  
P.O. Box 92, 215 London Road, Mitcham, Surrey



# 2 SUPERB NEW KITS!

£2 OFF SPECIAL OFFER



## C300/ES200

high performance electronic ignition, to add power, economy, reliability, sustained smooth peak performance, instant all weather starting, to your car.

Surefire has sold in its thousands in ready made form from big name accessory firms, but it is now available in quality kit form to fit all vehicles with coil ignition up to 8 cylinders.

**ES200.** A high performance inductive discharge ignition incorporating a power integrated circuit (special selection) electronic variable dwell circuit (maximises spark energy at all speeds) pulse processor (overcomes contact breaker problems). Coil governor (protects coil). Long burn output. Negative earth only. Compatible with all rev. counters.

**C300.** In its ready built form (C3000) it came top of all systems tested by an independent national authority July '79. A high energy capacitive discharge ignition incorporating a high output short circuit proof inverter, top grade Swedish output capacitor, pulse processor circuit, transient overload protection. Fast rise bidirectional output ideal for fuel injection, sports carburation, oily engines. Compatible with most rev. counters. (Low cost adaptors available for rare cases. Application list enclosed with each kit. Note: Vehicles with Smiths/Jaeger rev. counters code RVI on dial will require adaptor type TC1).

**What's in the kits.** Surefire's own precision anodised aluminium extruded case. P.C. mounted security changeover switch, static timing light. Special selection Motorola semi-conductors. Capacitors, resistors etc. selected after 5 years experience. Glass fibre pcb, solder, complete down to last washer. Fully illustrated comprehensive instructions and full technical back up service.

# SUREFIRE ELECTRONIC IGNITION

Suretron Systems (UK) Ltd. Dept. EE 12  
Bayer Buildings, Lower Bristol Road, Bath BA2 3EF.  
Tel: Bath (0225) 332317

Name

Address

Phone order with Access Barclaycard VAT and P & P inc

Quantity required

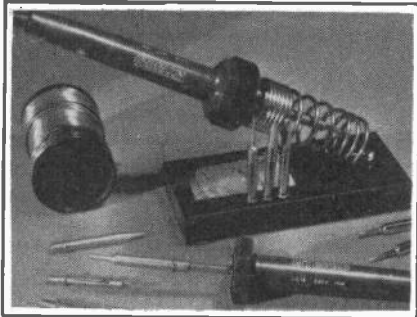
ES200: Neg	£13.95	£11.95	
C300: Pos	£17.95	£15.95	
C300: Neg	£17.95	£15.95	
Tacho Adapt. TC1		£3.90	

I enclose cheq/PO s  
£  
Chq No

# JOIN UP WITH LITESOLD.

New 'L' series irons, designed to latest safety standards. Outstanding performance, lightweight and easy maintenance. New non-roll GRP safety handles. Ceramic and mica insulated elements enclosed in stainless steel shafts.

Fully earthed with screw connected 3-core leads. Interchangeable, non-seize copper bits.



## MODEL LC18 18 watts

Lightweight, high-performance iron for all soldering from calculators to T.V. sets. Fitted with 3.2 mm copper bit and complete with

spare bits 1.6, 2.4 and 4.7 mm. £6.31 including p&p and VAT. 240 volts standard but also available 12 and volts. Iron only £4.66 including P&P and VAT.

## MODEL LA12 12 watts

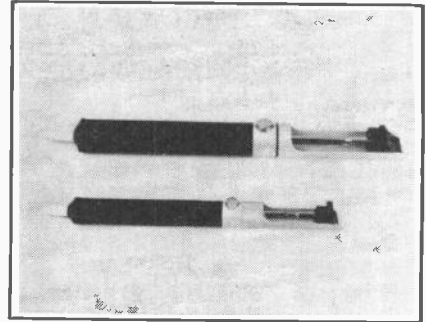
Similar to LC18 but with extra slim shaft and bits for fine work. Fitted with 2.4mm copper bit and complete with spare bits 1.2 mm and 3.2mm. £5.58 including p&p and VAT. 240 volts standard also available 6, 12 and 24 volts. Iron only £4.61 including P&P and VAT.

## No. 3 SAFETY SPRING STAND for LC18 & LA12

Complete with sponge and location for spare bits £4.41 including P&P and VAT.

## LOLA DE-SOLDERING PUMPS

Removes solder from pcb joints quickly, with no fuss. Simple one-handed operation leaves other hand free to hold soldering iron heat source. Needs no external power. Has replaceable PTFE nozzle. Thousands in daily use in major manufacturing companies. Two sizes to choose from.



**Lola A** 215 mm long x 20 mm dia. £6.89 (including VAT, P&P)

**Lola D** 165 mm long x 14 mm dia. £5.03 (including VAT, P&P)

# LITESOLD

LIGHT SOLDERING DEVELOPMENTS LTD

97/99 Gloucester Rd. Croydon Surrey CR0 2DN Tel. 01-689 0574 Telex 8811945

**ELECTRET MICROPHONE INSERTS** with FET Pre-Amp @ £1.85.  
**B9A PLUG AND SOCKET** (9 Pin) at 25p pair.  
**500 Metre of PVC CABLE** 13 Strand .019 at £10 Reel. Carr. paid.  
**PLASTIC TRANSISTORS** BC 108 or BC 212 at 6 for 50p.  
**FERRITE RINGS** Orange Ext. Dia. 1/2"; Int. Dia. 1/2" @ 35p.  
**POWER FETS** VK100KM at 40p each.  
**MINIATURE AIR SPACED VARIABLES** 250 + 250 + 90 + 20 + 20pf @ 75p.  
**SUB-MINIATURE MULLARD DISCS** 1000pf 63 v.w. at 25p doz.  
**MULLARD 808 TYPE TRIMMERS** 4pf, 10pf, 20pf, 60pf, all 15p each.  
**20 WAY LUCAR TAG CONNECTOR** at 50p.  
**3 GANG VARIABLE CAPACITORS** 10 + 10 + 10pf at 75p.  
**VHF WIRE ENDED RF CHOKE** 30 U.H. at 25 for 50p.  
**80 METRE CRYSTALS** 10X Type 3642-5 or 3750 KHz at 40p.  
**50 OC 71 TRANSISTORS** untested for 75p.  
**50 BC 107-8-9 TRANSISTORS** assorted untested for 60p.  
**3/16" COIL FORMERS** with core at 6 for 25p.  
**VERNITRON FM4 10-7 MHz FILTERS** at 50p, 3 for £1.  
**VHF-UHF FETS** BF 256C at 4 for 75p, E304 @ 30p, 4 for £1.  
**DISC CERAMICS** 01uf 100 v.w. @ 5p, 0-1uf 30 v.w. @ 5p.  
**2 GANG VARIABLES** 250 + 250pf (500pf) @ 85p.  
**MINIATURE CERAMIC TAG STRIPS** 12 Way @ 15p, 21 Way @ 20p.  
**TTL HOUSE CODED I.C.'s** 7400, 7410, 74L00, 7453, 7430. All 10p, 6 for 50p.  
**ELECTROLYTICS** 16 + 16uf 450 v.w. @ 25p, 50 + 50uf 450 v.w. @ 40p.  
**2GHz STRIPLINE NPN TRANSISTORS** at £1 each.  
**4500 PIV 2 AMP SILICON DIODES** @ £1-50 each.  
**5 MHz CRYSTALS** in 10X Case at 50p each.  
**POSTAGE STAMP TRIMMERS** 10pf, 30pf, 50pf, 500pf, 1000pf. All at 15p each.  
**CERAMIC TRIMMERS** 2-5 to 6pf, 3 to 10pf, 4-5 to 20pf, 6 to 35pf, 10 to 40pf, 10 to 60pf. All at 15p each.  
**FERRITE BEADS** FX1115 @ 15p doz, 1/2" Long Type 6 for 10p.  
**R.F. SIGNAL TRANSISTORS** BFY 90 @ 50p, 2N 918 @ 25p, 2N 5179 @ 50p, 2N 5180 @ 50p, AF 239 @ 50p.  
**VERY USEFUL TRANSFORMER** 250 Volt Input. Output 43 Volt 50mA, 11 Volt 2-5 Amp, 22-0-22 Volt 150mA, 16 Volt 120mA, 15 Volt 1-5 Amp, 20 Volt 275mA @ £3-90 (P&P £1-20).  
**SOLDER-IN FEED THRU's** 6-8pf, 27pf, 300pf, 1000pf. All 20p doz.  
**SPECIAL COMPONENTS** Resistor 1K 1% @ 5p, Capacitors 9000pf 2% @ 5p, 12uf 1% @ 5p, 0.5uf 1% @ 5p, 22uf 1% @ 20p, .39uf 1% @ 20p, 1uf 2% @ 25p.  
**WIRE WOUND POTENTIOMETERS** 2 Watt 2K, 5K, 10K, 4 Watt 100K. All 30p each.  
**HIGH POWER TRANSISTORS** 40 Watt SSB or FM, 28 Volt, Type 587 BLY 27 to 70MHz with data for £3.  
**MAINS TRANSFORMERS** 240 Volt input, 24 Volt Tapped at 14 volt 1 amp @ £1-30 (P&P 25p).

Please add 20p for post and packing, unless otherwise stated, on U.K. orders under £2.

## J. BIRKETT

### RADIO COMPONENT SUPPLIERS

25 The Strait, Lincoln LN2 1JF Tel. 20767

## COMPUTERS

Pet from .....£459  
 UK 101 kit .....£206  
 Superboard II .....£180  
 TRS 80 16K II .....£407  
 Disc Drive .....£264  
 Dual Drive .....£447  
 Printers • Books • Software etc.  
**KITS**  
 Pinball Wizard Basic Kit—  
 Play 7 games (B/W) £18-90  
 Chroma Chime 24 tune door  
 chime .....£11-50  
 CEH Car Alarm .....£18-90  
 S.A.E. for lists

## GAMES

Galaxy Invader .....£22-95  
 Space Invader .....£21-95  
 Mastermind .....£12-90  
 Over 30 different Hand Held  
 Chessmate 8 Level Chess  
 Computer—.....£59-95  
 Challenger 7—£89-95/  
 Challenger 10—£169-95  
 Atari V.C.S. ....£99-95  
 Space Inv. Cart. ....£27-95

Watches  
 Calculators  
 Radio Control  
 Model Kits

ALL PRICES INCLUSIVE



**N.I.C.**  
 UNIT 3, 61 BROAD LANE, LONDON N.15 4DJ  
 Day 01-808 0377; Eve 01-889 9736



## AERIAL SPLITTERS

Two way in white box with three black insulated co-ax sockets. Completely made up with two spare co-ax cable.  
 Price only £1-70 each.

## AERIAL AMPLIFIERS

Aerial amplifiers can produce remarkable improvement on the picture and sound in fringe or difficult areas.

**B45**—for mono or colour this is tunable over complete UHF television band.  
**B11**—for stereo or standard VHF/FM radio.  
**B12**—for VHF television band 1 & 3.

All amplifiers are complete and ready for use.

Battery type PP3 or 8v to 18v dc, next to the set type fitting. Prices £4-70 each.

## CALLERS WELCOME

Large stock of capacitor, resistors, p.c.b., etching compound, TV valves, loft aerial and co-ax cable.

Open for callers Tuesday, Friday and Saturday morning.

**SIGNAL INJECTORS** with (pre-set) variable AF, which emits RF harmonics into the UHF band. Protected up to 300 volts dc. Complete with leads £5-70 each.

All prices include VAT at 15%. P & P per order 30p. S.A.E. for leaflets. Access cards.

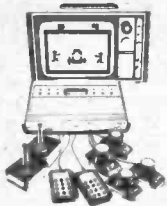
## ELECTRONIC MAILORDER LTD,

62 Bridge Street, Ramsbottom,  
 Via Bury, Lancs. BLO 9AGT. Tel. Ramsbottom (070 682) 3036



# ELECTRONIC GAMES

## ATARI



SPECIAL PRICE  
**£86 + VAT**

## SPACE INVADERS



HAND HELDS + CARTRIDGES  
ATARI - ACETRONIC  
- PRINZTRONIC  
RADOFIN - DATABASE etc.  
We keep a full range!  
Send for cartridge lists stating which machine you own.

## INTELLIVISION MATTEL



£173.87 + VAT

Available August 1980  
This is the most advanced TV game in the world.  
Expandable next year into a full microcomputer.  
COLOUR CATALOGUE AVAILABLE WITH DETAILS ON ALL THE CARTRIDGES

## BRIDGE

COMPUTER



- ★ Plays 1/2/3 or 4 Hands
- ★ Problem Mode
- ★ Audio Feedback
- ★ Instant Response
- ★ Auto scorekeeping

## DRAUGHTS

COMPUTER



- ★ Solves Problems
- ★ Rejects illegal moves
- 2 level machine £43 + VAT
- 4 level machine £77.78 + VAT

## CHESS

COMPUTERS




Send for further details.

NEW RANGE AVAILABLE AUGUST 1980  
We specialise in computer chess machines & stock over 13 different models from £20 to £300

## BACKGAMMON

COMPUTERS



OMAR 1  
OMAR 2  
CHALLENGER  
GAMMONMASTER

From £38 to £108. Send for further details.

## LEISURE

- ★ CHEAP TV GAMES
- ★ TELEPHONE ANSWERING MACHINES
- ★ AUTO DIALERS
- ★ CALCULATORS
- ★ DIGITAL WATCHES
- ★ PRESTEL
- ★ HAND HELD GAMES

## TELETEXT



RADOFIN  
TELETEXT  
Add on Adaptor

**£173 + VAT**

## 24 TUNE DOOR BELL

**£13.65**  
VAT



## FREE CATALOGUE

For a free copy of our 32 page catalogue, send a 12p stamp to Silica Shop Ltd or Telephone 01-301 1111

MAIL ORDER SERVICE - Free postage & Packing

TELEPHONE & MAIL ORDERS - accepted on:  
Access ★ Barclaycard ★ American Express ★ Diners Club

CALLERS WELCOME - at our shop in Welling - Demonstrations daily  
Open from 9am-5pm Mon-Sat (9am-1pm Wed)

GUARANTEE - Full 12 months + After Sales Support!

We have comprehensive brochures on all products. Please let us know what you are interested in and we will send you detailed brochures AND our own 32 page catalogue covering most games on the market.

## SILICA SHOP

SILICA SHOP LTD, Dept. EE 12  
102 Bellegrave Road  
Welling, Kent DA16 3QF  
Tel: 01-301 1111

# VERO

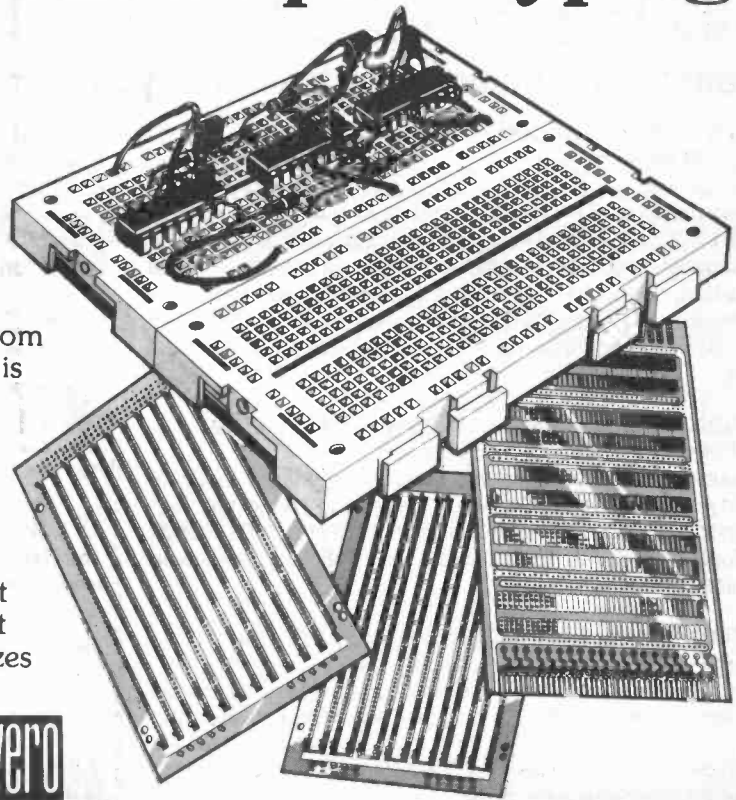
## Circuit prototyping

Now you can get a prototyping block from Vero for building and testing circuits. It is designed to dovetail together to form a continuous 2,54 pitch so you can put any size of IC on it.

Veroblock is supplied singly but if you fit three together it gives a Eurocard size area for your circuits.

When you've designed your circuit and it comes to building the project don't forget Veroboards are available in a range of sizes and styles to suit every application.

VERO ELECTRONICS LTD RETAIL DEPT.  
Industrial Estate, Chandler's Ford,  
Hampshire SO5 3ZR  
Tel: (04215) 62829



At these sensational prices you can afford to give



# CHRISTMAS TIME PRESENTS

Great gifts at giveaway prices. For your family. Your friends. Or yourself.

## SEIKO QUARTZ CALCULATOR/ALARM Only £49.95 + 85p p&p

Continuous display of hours, minutes, seconds with day, alarm indicators. Optional display: month, date, AM/PM with day indicator. Calculator (16 key) performs arithmetic, percentage, constant and power calculations. 12 hour alarm with AM/PM indication, rings twice a second for 10 seconds, then four times a second for 10 seconds. Display flashes as battery life nears end. Back light. Water resistant. Adjustable stainless steel strap.

## MITRAD MD605 QUARTZ LADIES MUSICAL ALARM CHRONO Only £11.95 + 85p p&p

Continuous display of hours, minutes, seconds. Optional display: day, date, month. Auto calendar. Chronograph with lap timing facilities to 1/10 sec. 24 hour alarm plays 30 seconds of Beethoven's 'Fur Elise'. Back light. Infinitely adjustable stainless steel strap.

## MITRAD MD610 QUARTZ GENTLEMAN'S MELODY ALARM Only £16.95 + 85p p&p

Case thickness only 5mm. Continuous display of hours, minutes, seconds with date and mode indications. 'Running horse' chronograph to 1/10 sec. 12 hour alarm plays 30 seconds of 'Yellow Rose of Texas'. Back light. Infinitely adjustable stainless steel strap.

## MITRAD PEN WATCH Only £11.15 + 85p p&p

Elegant stainless steel ballpoint pen combined with a quartz precision timepiece. The five function LCD watch displays hours, minutes, seconds, month and date and has a computerised four year date memory. In presentation case with spare pen refill.

From the collection of 12 month guaranteed leading make products offered through Mitrad's 7 day distribution system and backed by Mitrad's own service organisation. For complete product range, ring or write for catalogue. Trade price list available for bulk buyers.

**MITRAD** The Premier mail order house specialising in quality products and superior after-sales care.

To: Mitrad, 68-70 High Street, Kettering, Northants. Please send me:

- Seiko Calculator/Alarm at £50.80 inc. p&p     MD605 at £12.80 inc p&p  
 MD610 at £17.80 inc p&p     Pen Watch(es) at £12.00 inc p&p

Total value of my order £ \_\_\_\_\_

I enclose cheque/PO or debit my Access/Barclaycard



No. \_\_\_\_\_ Signature \_\_\_\_\_

Name \_\_\_\_\_ (block letters please)

Address \_\_\_\_\_

☎ Credit card holders may telephone (0536)522024 24 hours a day stating card number for immediate attention. All orders despatched within 7 days. Delivery subject to availability. Full refund if not completely satisfied. Mitrad, Registered in England No. 2554356. Code: EE 12 80



Mitrad, 68-70 High Street, Kettering, Northants.

### SUPERSOUND 13 HI-FI MONO AMPLIFIER

A superb solid state audio amplifier. Brand new components throughout. 5 silicon transistors plus 2 power output transistors in push-pull. Full wave rectification. Output approx. 13 watts r.m.s. into 8 ohms. Frequency response 12Hz-30KHz  $\pm 3$ db. Fully integrated pre-amplifier stage with separate Volume. Bass boost and Treble cut controls. Suitable for 8-15 ohm speakers. Input for ceramic or crystal cartridge. Sensitivity approx. 40mV for full output. Supplied ready built and tested, with knobs, escutcheon panel, input and output plugs. Overall size 3" high  $\times$  6" wide  $\times$  7 1/2" deep. AC 200/250V. PRICE  $\pounds$ 18.40. P. & P.  $\pounds$ 1.60.

### HARVERSONIC MODEL P.A. TWO ZERO

An advanced solid state general purpose mono amplifier suitable for Public Address system, Disco, Guitar, Gram, etc. Features 3 individually controlled inputs (each input has a separate 2 stage pre-amp). Input 1 15mV into 47k. Input 2, 15mV into 47k (suitable for use with mic. or guitar etc.). Input 3, 200mV into 1 meg. suitable for gram, tuner, or tape etc. Full mixing facilities with full range bass & treble controls. All inputs plug into standard jack sockets on front panel. Output socket on rear of chassis for an 8 ohm or 16 ohm speaker. Output in excess of 30 watts music power. Very attractively finished purpose built cabinet made from black vinyl covered steel, with a brushed anodised aluminium front escutcheon. For ac mains operation 200-240 volts. Size approx. 12 1/2" wide  $\times$  5 1/2" high  $\times$  7 1/2" deep.

Special price  $\pounds$ 29.00  $\times$   $\pounds$ 3.00 carriage and packing.

### "POLY PLANAR" WAFER-TYPE, WIDE RANGE ELECTRO-DYNAMIC SPEAKER

Size 11 1/2"  $\times$  14 1/2"  $\times$  1 1/2" deep. Weight 19oz. Power handling 20W r.m.s. (40W peak). Impedance 8 ohm only. Response 40Hz-20KHz. Can be mounted on ceilings, walls, doors, under tables, etc., and used with or without baffle. Send S.A.E. for full details. Only  $\pounds$ 9.20 each  $\times$  p. & p. (one  $\pounds$ 1.20, two  $\pounds$ 1.50).

A brand new 22 transistor hi-fi stereo amplifier of superior design made by a well-known British manufacturer, for a now cancelled contract order. The unit is supplied new & tested on a printed circuit panel size approx. 6 1/2"  $\times$  4 1/2"  $\times$  1 1/2" h. using high grade discrete components. Brief specification: 15 watts r.m.s. per channel O/P into 8 ohms. (o/p stages fully protected against s/c) I/P 60mV. for ceramic cartridge. Provision for tape i/p & o/p. Only requires the addition of a 40 volt @ 2 amp. power supply & the bass, treble, balance & vol. control, (standard types). FULL Circuit diagram & connection details supplied. Price with edge connectors, Only  $\pounds$ 9.00  $\times$  80p p. & p. Suitable 2 stage pre-amp for mag. cart. RIAA corrected can be supplied @  $\pounds$ 2.50 if ordered with amplifier. Suitable components for power supply can be supplied if ordered with amplifier—mains transformer, rectifier, smoothing condenser.  $\pounds$ 4.00  $\times$   $\pounds$ 1.80 p. & p.

### MAINS OPERATED SOLID STATE AM/FM STEREO TUNER




200/240V Mains operated Solid State FM/AM Stereo Tuner. Covering M.W. A.M. 540-1605 KHz VHF/FM 88-108 MHz.

Built-in Ferrite rod aerial for M.W. Full AFC and AGC on AM and FM. Stereo Beacon Lamp Indicator. Built in Pre-amps with variable output voltage adjustable by pre-set control. Max o/p Voltage 600mV RMS into 20K. Simulated Teak finish cabinet. Will match almost any amplifier. Size 8 1/2"  $\times$  4"  $\times$  9 1/2" deep.

LIMITED NUMBER ONLY at  $\pounds$ 29.00  $\times$   $\pounds$ 2.00 P. & P.

### 10/14 WATT HI-FI AMPLIFIER KIT

A stylishly finished mono-audio amplifier with an output of 14 watts from 2 EL84s in push-pull. Super reproduction of both music and speech with negligible hum. Separate inputs for mike and gram allow records and announcements to follow each other. Fully shrouded section wound output transformer to match 3-15  $\Omega$  speaker and 2 independent volume controls, and separate bass and treble controls are provided giving good lift and cut. Valve line-up 2 EL84s, ECC83, EF86 and E280 rectifier. Simple instruction booklet. 50p  $\times$  SAE (Free with parts). All parts sold separately. ONLY  $\pounds$ 18.40. P. & P.  $\pounds$ 2.00. Also available ready built and tested  $\pounds$ 22.50. P. & P.  $\pounds$ 2.00.



### STEREO DECODER MK.II

SIZE 1 1/2"  $\times$  2 1/2"  $\times$  1" ready built. Pre-aligned and tested for 10-16V neg. earth operation. Can be fitted to almost any FM VHF radio or tuner. Stereo beacon light can be fitted if required. Full details and instructions supplied.  $\pounds$ 7.00 plus 25p. P. & P. Stereo beacon light if required 40p extra.

Mullard LP1159 RF-IF module 470kHz  $\pounds$ 2.50  $\times$  P. & P. 40p. Full specification and connection details supplied. Pvc VHF FM Tuner Head covering 88-108 MHz, 10.7 MHz I.F. output. 7.8V  $\times$  earth. Supplied pre-aligned, with full circuit diagram with precision geared F.M. gang and 323PF  $\pm$  323PF A.M. Tuning gang only  $\pounds$ 3.40  $\times$  P. & P. 60p

STEREO MAGNETIC PRE-AMP. Sens. 3mV in for 100mV out. 15 to 35V neg. earth. Equ.  $\pm$  1dB from 20Hz to 20KHz. Input impedance 47K. Size 1 1/2"  $\times$  2 1/2"  $\times$  1" H.  $\pounds$ 3.20  $\times$  22p P. & P.

### HARVERSONIC SUPERSOUND 10 + 10 STEREO AMPLIFIER KIT

A really first-class Hi-Fi Stereo Amplifier Kit. Uses 14 transistors including Silicon Transistors in the first five stages on each channel resulting in even lower noise level with improved sensitivity. Integral pre-amp with Bass, Treble and two Volume Controls. Suitable for use with Ceramic or Crystal cartridges. Very simple to modify to suit magnetic cartridge—instructions included. Output stage for any speakers from 8 to 15 ohms. Compact design, all parts supplied including drilled metalwork, high quality ready drilled printed circuit board with component identification clearly marked, smart brushed anodised aluminium front panel with matching knobs, wire, solder, nuts, bolts—no extras to buy. Simple step by step instructions enable any constructor to build an amplifier to be proud of. Brief specification: Power output: 14 watts r.m.s. per channel into 5 ohms. Frequency response:  $\pm 3$ db 12-30,000Hz Sensitivity: better than 80mV into 1M  $\Omega$ . Full power bandwidth:  $\pm 3$ db 12-15,000Hz. Bass boost approx. to  $\pm 12$ db. Treble cut approx. to  $-16$ db. Negative feedback 18dB over main amp. Power requirements 35v. at 1.0 amp. Overall Size 12"  $\times$  8"  $\times$  2 1/2" h.

Fully detailed 8 page construction manual and parts list free with kit or send 50p plus large S.A.E.

AMPLIFIER KIT  $\pounds$ 14.95 P. & P.  $\pounds$ 1.20

(Magnetic input components 33p extra)

POWER PACK KIT  $\pounds$ 6.20 P. & P.  $\pounds$ 1.50

CABINET  $\pounds$ 6.20 P. & P.  $\pounds$ 1.50

SPECIAL OFFER—only  $\pounds$ 25.80 if all 3 items

ordered at one time plus  $\pounds$ 2.80p. & p.

Full after sales service

Also avail. ready built and tested  $\pounds$ 32.20. P. & P.  $\pounds$ 2.80.

### HARVERSONIC STEREO 44

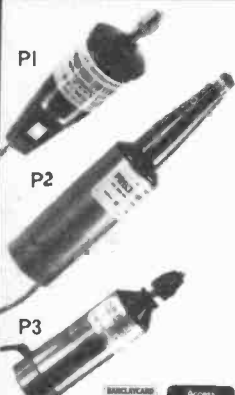
A solid state stereo amplifier chassis, with an output of 3+4 watts per channel into 8 ohm speakers. Using the latest high technology integrated circuit amplifiers with built in short term thermal overload protection. All components including rectifier smoothing capacitor, fuse, tone control, volume controls, 2 pin din speaker sockets & 5 pin din tape rec./play socket are mounted on the printed circuit panel. Size approx. 9 1/2"  $\times$  2 1/2"  $\times$  1" max. depth. Supplied brand new & tested, with knobs, brushed anodised aluminium 2 way escutcheon (to allow the amplifier to be mounted horizontally or vertically) at only  $\pounds$ 10.40 plus 90p P. & P. Mains transformer with an output of 17v a/c at 500mA can be supplied at  $\pounds$ 2.15  $\times$  70p P. & P. if required. Full connection details supplied.

All prices and specifications correct at time of press and subject to alteration without notice.

PLEASE NOTE: P. & P. CHARGES QUOTED APPLY TO U.K. ONLY. SEND SAE WITH ALL ENQUIRIES.

**HARVERSON SURPLUS CO. LTD.** (Dept. E.E.) 170 MERTON HIGH ST., LONDON, S.W.19. Tel.: 01-540 3985  
A few minutes from South Wimbledon Tube Station. Open 9.30-5.30 Mon. to Fri. 9.30-5 Sat. Closed Wed.


## PRECISION PETITE MINIATURE DRILLS AND ACCESSORIES for all your modelling needs



A choice of three power drills that fit snugly in the hand, so light they enable you to carry out the most intricate tasks—drilling, shaping, cutting, polishing etc in the minimum of time. There are two types of drill stand, S1 for P1 drill, S2 for all drills, plus all the necessary accessories in a remarkable range that fills every need. Fully illustrated literature is available and

will be gladly sent upon receipt of 9"  $\times$  4" stamped addressed envelope.

See them on **STAND No 87**  
**MODEL ENGINEER EXHIBITION**  
Wembley Jan 1 to 10 1981



Sole UK Distributors **PRECISION PETITE LTD**

119a HIGH ST. TEDDINGTON, MDX. Tel: 01-977 0878

## MAIL ORDER PROTECTION SCHEME

The Publishers of Everyday Electronics are members of the Periodical Publishers Association which gives an undertaking to the Director General of Fair Trading to refund moneys sent by readers in response to mail order advertisements, placed by mail order traders, who fail to supply goods or refund moneys owing to liquidation or bankruptcy. This arrangement does not apply to any failure to supply goods advertised in a catalogue or in a direct mail solicitation.

In the unhappy event of the failure of a mail order trader readers are advised to lodge a claim with Everyday Electronics within three months of the date of the appearance of the advertisement, providing proof of payment. Claims lodged after this period will be considered at the Publisher's discretion. Since all refunds are made by the magazine voluntarily at its own expense, this undertaking enables you to respond to our mail order advertisers with the fullest confidence.

For the purpose of this scheme, mail order advertising is defined as:— 'Direct response advertisements, display or postal bargains where cash had to be sent in advance of goods being delivered. 'Classified and catalogue mail order advertising are excluded.

# PRIME COMPONENTS LOW PRICES

Also our micro chips are at micro prices. Don't be fooled by low prices. We do not offer for sale sub-spec or rebranded devices. All our parts are guaranteed new, first quality, factory prime, full spec devices. It is also our policy to offer you the best of new devices that become available and these are featured regularly. Prices are exclusive of p&p and VAT - please refer to "Ordering Information" before ordering. Official orders from Schools, Colleges, Universities and Gov. Authorities accepted.

DTL		MEMORIES		CPU'S	
930	55p	2114L 300 NS	250p	6502	795p
935	65p	2114L 450 NS	225p	6504	795p
937	55p	4116 200 NS	275p	6505	795p
944	65p	4116 150 NS	375p	6800	695p
946	55p	4315 (4k-1) CMOS		6802	525p
947	55p	RAM 450 NS	995p	8080A	995p
962	55p	6514 (1k-4) CMOS		8085A	1095p
9099	90p	RAM 450 NS	550p	280	795p
				280A	995p

7400		EPROMS		VOLTAGE REGULATORS	
7400	11p	1702A	450p	7805/7812	55p
7401	12p	2708 450 NS	395p	7905/7912	65p
7402	12p	2716 5V 450 NS	595p	78H05CC	575p
7403	12p	2532 32K 450 NS	1995p	78HGKC	625p
7404	12p				
7407	12p				
7409	18p				
7410	16p				
7412	18p				
7420	18p				
7430	18p				
7432	25p				
7440	16p				
7442	68p				
7448	75p				
7473	32p				
7474	32p				
7475	40p				
7476	40p				
7490	35p				
7492	50p				
7493	30p				
7496	45p				
74121	35p				
74123	45p				
74154	90p				
74157	55p				
74122	45p				
74125	50p				
74195	100p				
74196	100p				
74283	140p				
74290	120p				
74369	120p				
74365	90p				

74LS		UARTS		BIPOlar PROMS	
74LS00	18p	AY 5 1013A	325p	93448 512 - 8 40 NS	p.o.a.
74LS01	12p	AY 3 1015D	395p	93453 1k - 4 40 NS	p.o.a.
74LS04	15p	M6402 IPL	425p	93451 1k - 8 40 NS	p.o.a.
74LS08	20p			93511 2k - 8 50 NS	p.o.a.
74LS10	19p				
74LS11	30p				
74LS12	30p				
74LS14	60p				
74LS15	38p				
74LS20	15p				
74LS30	19p				
74LS32	25p				
74LS40	26p				
74LS42	56p				
74LS47	78p				
74LS48	85p				
74LS49	99p				
74LS73	30p				
74LS74	30p				
74LS75	39p				
74LS86	39p				
74LS90	40p				
74LS107	40p				
74LS123	69p				
74LS125	50p				
74LS132	75p				
74LS139	69p				
74LS151	75p				
74LS155	65p				
74LS161	78p				
74LS163	30p				
74LS164	90p				
74LS168	190p				
74LS174	99p				
74LS175	99p				
74LS195	87p				
74LS221	110p				
74LS244	175p				
74LS245	325p				
74LS251	120p				
74LS257	110p				
74LS290	95p				
74LS293	120p				
74LS366	57p				
74LS373	170p				
74LS374	170p				
74LS375	140p				
74LS377	188p				
74LS393	130p				
74LS490	140p				
74LS670	260p				

CHARACTER GENERATOR		FLOPPY DISK CONTROLLERS	
RO-3-2513 UC	450p	FD1717 B-0	19p
KEYBOARD ENCODER		S/D Inverted Bus 2995p	
AY 5 2376	795p	FD1791 B-01	
		D/D Inverted Bus 4995p	
		FD1792 B-01	
		S/D Inverted Bus 3495p	
		FD1793 B-01	
		D/D True Bus 5495p	
		FD1794 B-01	
		S/D True Bus 3495p	
		FD1795 B D/D Inverted Bus, side select 5995p	
		FD1797 B D/D True Bus, side select 5995p	

SUPPORT DEVICES	
6520	495p
6522	795p
6532	895p
6551	1095p
6810	375p
6820	425p
6827	425p
6850	425p
6852	425p
8212	395p
8214	450p
8216	395p
8224	395p
8228	395p
8251	495p
8253	1125p
8255	495p
8257	1095p
8259	1325p
MC 144 12VL	797p
Z80 P10	595p
Z80 CTC	595p
Z80 P10	695p
Z80 CTC	695p
Z80 DMA	1995p
Z80 DMA	2495p
Z80 S10/1	2995p
Z80 S10/0	3495p
Z80 S10/2	3495p
Z80 S10/1	3495p
Z80 S10/2	2995p
Z80 S10/2	3495p

LINEAR IC'S		INTERFACE LINEAR	
AY-3-1350	795p	MC1488	90p
AY-3-8910	825p	MC1489	90p
		DM8123	125p
		75150	125p
		75154	125p
		75182	195p
		75322	250p
		75324	325p
		75325	325p
		75361	325p
		75365	295p
		75451	50p
		75491/2	75p
		8726	175p
		8728	175p
		8795	175p
		8797	175p

CMOS	
4001	19p
4002	19p
4006	75p
4007	19p
4008	80p
4009	35p
4010	45p
4011	24p
4012	24p
4013	38p
4014	70p
4015	75p
4016	75p
4017	75p
4018	76p
4019	42p
4020	88p
4021	100p
4022	88p
4023	22p
4024	50p
4025	20p
4026	130p
4027	45p

LOW PROFILE SOCKETS BY TEXAS	
8 pin	70p
14 pin	20p
16 pin	10p

ISOLATORS	
IL074	120p
IL074	325p
MCT6	90p
TIL111	75p

DI. SWITCHES	
4 pole	99p
8 pole	115p
10 pole	175p

SALS	
8 pin	28p
14 pin	18p
16 pin	10p

**SPECIAL OFFER!**

MEMORIES

1+ 50- 100+	
2144 L 450 NS	225p 200p 175p
2144 L 300 NS	250p 225p 195p
4116 150 NS	375p 350p 325p
4116 200 NS Ceramic	275p 245p 195p
6514 (TC 5514P)	
1k x 4 CMOS RAM	550p 525p 495p
450 NS	

EPROMS

2708 450 NS	395p 375p 350p
2716 Single 5V 450 NS	585p 550p 495p
2532 Single 5V 450 NS	1995p 1695p 1495p

LINEARS

ICL 7106 CPL	575p 525p 475p
LCD 106 3 1/2 digit	
LCD Display	575p 525p 475p
NE 555P	18p 17p 16p
723	30p 30p 28p

Apply our prices before you buy elsewhere! All devices are brand new, factory prime, full spec. and fully guaranteed!

All prices exclude p&p and VAT. Please refer to "Ordering Information" before ordering.  
DON'T DELAY - BUY TODAY - SPECIAL OFFERS DON'T LAST FOR EVER!!

**NEW STEREO! \$100 SOUND COMPUTER BOARD!**

At last, an S-100 Board that unleashes the full power of two unbelievable General Instruments AY-3-8910 NMOS Computer sound IC's. Allows you under total computer control to generate an infinite number of special sound effects for games or any other program. Sounds can be called in BASIC, ASSEMBLY LANGUAGE etc.

**KIT FEATURES**

- Two GI Sound computer IC's (AY-3-8910)
- Four parallel I/O ports on Board.
- Uses on Board audio Amps or your STEREO.
- On Board port typing area.
- All sockets, parts and hardware are included.
- PC Board is soldermasked, silk screened with gold contacts.
- Easy, quick and fun to build, with full instructions.
- Uses Programmed I/O for maximum system flexibility.
- Both BASIC and ASSEMBLY language programming examples are included.

**COMPLETE KIT ... Only £59.96 includes 60 page data manual.**  
**BARE BOARD ... Only £25.00 includes 60 page data manual.**  
AY-3-8910 chip special price with purchase of BARE BOARD (2 chips) £15.

**SOFTWARE**

SCL is now available! Our Sound Command language makes writing Sound Effects programs a SNAP! SCL also includes routines for Register-Examine-Modify, Memory-Examine-Modify and Play-Memory. SCL is available on CP/M compatible diskette or 2708/2716. Diskette - £19.95, 2708 - £14.95, 2716 - £24.95. Diskette includes the source. EPROM'S are ORG at E000H.

**EXCITING, ENTERTAINING SOFTWARE FOR THE APPLE II AND APPLE II PLUS!!!**

**NEW ASTEROIDS IN SPACE!!!!**

If you liked 'Invaders' you'll love *ASTEROIDS IN SPACE* by Bruce Wallace! Your spaceship is travelling in the middle of a shower of asteroids. Blast the asteroids with lasers, but beware - BIG ASTEROIDS FRAGMENT INTO SMALL ASTEROIDS! The Apple game paddles allow you to rotate your spaceship, fire its laser gun, and give it thrust to propel it through endless space. From time to time, too, you'll encounter an alien spaceship whose mission is to DESTROY YOU, so you'd better destroy it first! High resolution graphics and sound effects add to the arcade-like excitement this program generates. RUNS ON ANY APPLE II WITH AT LEAST 32K AND ONE DISK DRIVE!

ON DISKETTE ONLY **£14.95**

**NEW 6809 S-100 SINGLE-BOARD COMPUTER**

- Meets IEEE S-100 Standard!
- Uses Motorola's Powerful MC6809 CPU!
- 4K, 8K, 16K ROM!
- 2K RAM!
- ACIA, PIA, 8080 Simulated I/O!
- RS - 232 Handshake!
- Selectable BAUD Rates!
- Manual includes: 11" x 7" Schematic, Parts List, User Notes, Software Listings and MORL

All this, yet for only **£49!** (plus p&p £1.00)

**NEW FROM INTERSIL ICL 7660 Voltage Converter**

The Intersil ICL7660 is a monolithic MAXCOMOS power supply circuit which offers unique performance advantages over previously available devices. The ICL7660 performs the complete supply voltage conversion from positive to negative for an input range of +1.5V to +10.0V, resulting in complementary output voltages of -1.5 to -10.0V.

**FEATURES**

- Simple conversion of -5V logic supply to -5V supplies.
- Simple voltage multiplication (V OUT = (-) nVIN).
- 99.9% Typical open circuit voltage conversion efficiency.
- 98.0% typical power efficiency.
- Wide operating voltage range 1.5V to 10.0V.
- Easy to use - Requires only 2 external non-critical passive components.

**APPLICATIONS**

- On board negative supply for up to 64 dynamic RAMs.
- Localized u-Processor (8080 type) negative supplies.
- Inexpensive negative supplies.
- Data acquisition systems.

ONLY **£1.95** EACH

**NEW! ZAP Bang**

**AY-3-8910**

**THE NEW GI COMPUTER SOUND CHIP**

The amazing AY-3-8910 is a fantastically powerful sound and music generator, perfect for use with any 8-bit micro processor. Contains 3 tone channels, noise generator, 3 channels of amplitude controls, 16-bit envelope period control, 2 parallel I/O, 3D/A converters plus much more. All in 40 pin DIP. Super easy to interface to the S-100 or other Busses.

ONLY £8.50 inc. VAT, including FREE reprint of BYTE 79 article! Also add £2.25 for 60-page data manual.

"Perhaps the next famous composer will not direct a 150-piece orchestra but, rather, a trio of microcomputers controlling a bank of AY-3-8910s." BYTE July '79.

Ordering information. Unless otherwise stated for orders under £50 add 50p p&p. Add 15% VAT to total (not VAT on books). All devices are brand new, factory prime and full spec and subject to prior sales and availability. Prices subject to change without notice. Minimum telephone order using ACCESS, is £10. If ordering by post with ACCESS, include name, address and card no. written clearly. Please allow 4/6 week's delivery on books.

**MUSIC FOR YOUR EARS**

Bullet's Electronic Music Maker TM Kit has a single 28 Pin Microprocessor Chip with ROM that has been programmed to play the first 6 to 10 notes of the 25 popular tunes listed below. Each tune can easily be addressed individually or played sequentially at the push of a button. The 3 chime sequences are activated at any time by separate switch closures, so when used as a doorbell, one door can play songs while two others will play different chimes. The unit has a 5 watt audio Amp and will run on either 12 VAC or 12 VDC. Construction is very simple, works with any 8 or 16 ohm speaker, or horn speaker (not included). Tunes can be remotely programmed using a single rotary switch (not included), if desired. Complete Kit £8.95, 240V Transformer optional. Tunes: Toreador; William Tell; Hallelujah Chorus; Star Spangled Banner; Yankee Doodle; America America; Deutschland Lied; Wedding March; Beethoven's 5th and 9th; Heil's Bells; La Vien en Rose; Stars Wars Lullaby; Clementine; Marseillaise; O Sole Mio; Santa Lucia; The End; Blue Danube; Brahms Tune; Westminster Chime; Simple Chime; Descending Octave Chime; Augustine; Jingle Bells; God Save the Queen; Colonel Bogie.

**Micro Circuits**

Dept. EE 4 Meeting Street, Apollodora, Nr. Bideford, North Devon EX39 1RY. Tel: Bideford (02372) 79507 Telex: 8953084



# CLASSIFIED

The prepaid rate for classified advertisements is 24 pence per word (minimum 12 words), box number 60p extra. Semi-display setting £6.16 per single column centimetre (minimum 2.5cm). All cheques, postal orders, etc., to be made payable to Everyday Electronics and crossed "Lloyds Bank Ltd." Treasury

notes should always be sent registered post. Advertisements, together with remittance, should be sent to the Classified Advertisement Manager, Everyday Electronics, Room 2337, IPC Magazines Limited, King's Reach Tower, Stamford St., London SE1 9LS. (Telephone 01-261 5942).

## Receivers and Components

**DISCOVER ELECTRONICS.** Build forty easy projects including: Metal Detector; Breathalyser; Radios; Stethoscope; Lie Detector; Touch time-switches; Burglar alarms, etc. Circuits, plans all for £1.50 including FREE circuit board. Mail only, RIDLEY PHOTO/ELECTRONICS, Box 62, 111 Rockspark Road, Uckfield, Sussex.

**HALF-PRICE COMPONENTS.** Build up your stocks fast! 200 mixed components, £2.00. 100 mixed resistors, 80p. 300 mixed capacitors, £2.50. P&P 40p. E.R.S. Components, 62 Thompson Hill, Sheffield S30 4JU.

**MIXED (PRICES INCLUSIVE).** One month only. 100 resistors 85p, 100 wirewound resistors £2.90, 20 rotary pots £1.75, 100 presets £3.20, 100 miniature £3.20, 100 transistors £3.50, 25 ICs £1.50, 100 diodes £1, 10 l.e.d.s £1.25, 50 C280 caps £1, 100 ceramics £1.25, 100 elec/caps £3.25, Pocket signal injectors £2.85, 240V 30W soldering irons £3.95, 9-24V relays 70p, 4-12V transistor warning devices £1, Telescopic aerials 65p, Retractable car aerials £2, Door chime kits £3, Door chain burglar alarms £3, 240V record player motors £2.25, Lists 15p. Valves, Bargains. Early radios. Sole Electronics (EE), 37 Stanley Street, Ormskirk, Lancs L39 2DH.

P.C.B.s Parolin 11 1/2" x 8" 80p, 16" x 11 1/2" £1.40, 1lb wt assorted pieces 60p. D.S. 10" x 8" 85p. Fibreglass 12" x 8" £1.70, 11" x 5" £1.00, D.S. 10 1/4" x 7" £1.35, 8" x 7" £1.10 Panel with 40 assorted 74 series I.C.s £1.00, 20 wire ended Neons £1.00, Small 3 transistor Audio amps 3—£1.20, 300 small components, Trans, Diodes £1.00, 7lbs assorted components £3.75, 3 assorted M.C. meters £2.00, List 15p. Refundable. Post 40p, optional insurance 20p.

### J. W. B. RADIO

2, Barnfield Crescent, Sale, Cheshire. M33 1NL.

**TURN YOUR SURPLUS** capacitors, transistors, etc. into cash. Contact COLES-HARDING & CO., 103 South Brink, Wisbech, Cambs. 0945-4188. Immediate settlement.

**INTERESTED IN ELECTRONICS?** Do you need components, tools, accessories FAST? Yes. Then you need our first class service. Send today for our catalogue 30p refunded on first order. Lightning Electronic Components. Freepost TAMWORTH, Staffs B77 1BR.

## Veteran & Vintage

### "SOUNDS VINTAGE"

The only magazine for all vintage sound enthusiasts, packed with articles by top writers, covering gramophones, phonographs, 78s, wireless, news, history, reviews, etc.

Bi-monthly. Annual subscription £6.00 (airmail extra). Send 75p for sample copy. 28 Chestwood Close, Billericay, Essex

## Software

**ZX80 TWO INGENIOUS** cricket games of risk. IKZX80 1-2 players. Typed programming sheet. Send £1.50 Ellard, 35 Purlawent Drive, Weston, Bath, Avon.

## Service Sheets

**BELL'S TELEVISION SERVICE** for service sheets on Radio, TV etc. £1 plus SAE. Colour TV Service Manuals on request. SAE with enquiries to **BTS, 180 King's Rd, Harrogate, N. Yorkshire.** Tel: 0423 65886.

**SERVICE SHEETS** from 50p and SAE. Catalogue 25p and SAE. **Hamilton Radio, 47 Bohemia Road, St. Leonards, Sussex.**

## For Sale

**NEW BACK ISSUES OF "EVERYDAY ELECTRONICS"**. Available 85p each Post Free, cheque or uncrossed PO returned if not in stock. **BELL'S TELEVISION SERVICES, 190 Kings Road, Harrogate, Yorkshire.** Tel: (0423) 55885.

**MULLARD LP1164 AM/FM I.F. MODULES**, guaranteed unused, £1.50 each or 10 for £10. P.P. C.W.O. S.A.E. Lists. Tennex, Stock Road, Southend, Essex.

## Situations Vacant

**Earn £20-£100 p.w. in your spare time**

by introducing the revolutionary new Flip-Caller telephone to your friends. Features micro-chip controlled push-button dialling and memory re-call. Sells itself, Generous commission. For details write to Dept. IP2

**IDL SUPERPHONE**

P.O. Box 31, Twickenham TW2 5RL



## Miscellaneous

**BELL BOXES**, PVC coated steel, yellow, £7.99. Smoktek self-contained smoke detector, £14.79. Prices inclusive. Sigma Security Systems, 13 St. Johns Street, Oulton, Leeds LS26 8JT.

**PRINTED CIRCUITS.** Make your own simply, cheaply and quickly! Golden Fotoka Light Sensitive Lacquer—now greatly improved and very much faster. Aerosol cans with full instructions. £2.25. Developer 35p. Ferric Chloride 55p. Clear Acetate sheet for master 14p. Copper-clad Fibre-glass Board approx. 1mm thick £1.70 sq.ft. Post/packing 60p. **WHITE HOUSE ELECTRONICS, PO Box 19, Castle Drive, Penzance, Cornwall.**

## ORDER FORM PLEASE WRITE IN BLOCK CAPITALS

Please insert the advertisement below in the next available issue of Everyday Electronics for ..... insertions. I enclose Cheque/P.O. for £.....

(Cheques and Postal Orders should be crossed Lloyds Bank Ltd. and made payable to Everyday Electronics)


NAME .....

ADDRESS .....

Company registered in England. Registered No. 53826. Registered Office: King's Reach Tower, Stamford Street, London SE1 9LS.

Send to: Classified Advertisement Manager  
**EVERYDAY ELECTRONICS**  
 GMG, Classified Advertisements Dept., Room 2337,  
 King's Reach Tower, Stamford Street, London SE1 9LS.  
 Telephone 01-261 5942  
 Rate:  
 24p per word, minimum 12 words. Box No. 60p extra.



**ENAMELLED COPPER WIRE**

SWG	1 lb	1/2 lb	1/4 lb
10 to 19	2.95	1.70	0.85
20 to 29	3.05	1.75	0.95
30 to 34	3.45	1.90	1.00
35 to 39	3.75	2.10	1.15
40 to 43	4.95	2.75	2.15
44 to 46	5.90	3.50	2.40

**FREE WIRE TABLES WITH EACH ORDER**  
**INDUSTRIAL SUPPLIES**  
 102 Parrswood Road, Withington,  
 Manchester 20  
 Prices include P & P in UK

**G.T. TECHN. INFO. SERVICE**  
 76 Church St., Larkhall, Lanarks. ML6 1HE

Any single service sheet £1 + large SAE  
 1,000s of sheets/manuals always in stock  
 Sole suppliers of all T.V. Repair Systems

Giant Diagram Manual for Washing Machines. Single tube/twin tube autos.....only £13.50  
 Repair Data any named T.V. £5.50 (with circuits, etc. £7.00). SAE for newsletter, bargain offers, etc.  
 Phone 0698 883334 after 4 p.m.

**TUNBRIDGE WELLS COMPONENTS**,  
 BALLARD'S, 108 Camden Road, Tunbridge  
 Wells, Phone 31803. No lists, enquiries S.A.E.

**THE SCIENTIFIC WIRE COMPANY**

PO Box 38, London E.4.  
 Reg. Office, 22 Coningsby Gardens.

**ENAMELLED COPPER WIRE**

SWG	1 lb	8 oz	4 oz	2 oz
10 to 29	3.10	1.85	1.10	.80
30 to 34	3.50	2.00	1.15	.80
35 to 39	3.95	2.35	1.34	.98
40 to 42	5.10	2.97	2.28	1.42
44 to 46	6.00	3.60	2.60	1.91
47	6.37	5.32	3.19	2.50
48 to 49	15.96	9.58	6.38	3.68

**SILVER PLATED COPPER WIRE.**

14 to 22	5.30	3.03	1.85	1.20
24 to 30	6.50	3.75	2.20	1.40

Prices include P&P and VAT. Orders under £2 please add 20p SAE for list. Dealer enquiries welcome.  
 Reg office 22 Coningsby Gardens.

**ELECTRONIC KITS.** Largest range of kits in the UK. Everything from stroboscopic lights to transmitters, at unbeatable prices. Send SAE for free catalogue to: Eastling Electronics (Kits), 64b Hawthorn Road, Winton, Bournemouth.

**LEARN ELECTRONICS WITHOUT SOLDER**




Build electronic circuits without solder on a Roden S-Dec. This has built-in contacts and holes into which you plug your components. Suitable for all ages. Can be used time after time. Ideal gift for students or experimenters. Full instructions and 2 circuit diagrams with each S-Dec.

Send cheque or P.O. to: Roden Products, Dep EE High March, Daventry, Northants, NN11 4OE

**£3.85** plus 40p p.&p. each

**DIGITAL WATCH BATTERY REPLACEMENT KIT**



These watches all require battery (power cell) replacement at regular intervals. This kit provides the means. We supply eyeglass, non-magnetic tweezers, watch screwdriver, case knife and screwback case opener. Also one doz. assort. push-pieces, full instructions and battery identification chart. We then supply replacement batteries - you fit them. Begin now! Send £9 for complete kit and get into a fast growing business. Prompt despatch.

**BOLSTER INSTRUMENT CO. (EE21)**  
 11 Percy Avenue, Ashford, Middx., TW15 2PB

**"SPECIAL PRICES" POST £1-50**  
**BAKER LOUDSPEAKERS**

Model	Ohms	Size Inch	Power Watts	Type	Our Price
Mejor	4, 8, 16	12	30	Hi-Fi	£12
Oeluxe Mk II	4, 8, 16	12	15	Hi-Fi	£14
Superb	8, 16	12	30	Hi-Fi	£20
Auditorium	8, 16	12	45	Hi-Fi	£20
Auditorium	8, 16	15	60	Hi-Fi	£25
Group 45	4, 8, 16	12	45	PA	£15
Group 50	4, 8, 16	12	60	PA	£20
Group 75	4, 8, 16	12	75	PA	£22
Group 100	8, 16	12	100	PA	£28
Group 100	8, 16	15	100	PA	£28
Disco 100	8, 16	12	100	Disco	£28
Disco 100	8, 16	15	100	Disco	£28

**4 CHANNEL MIXERS £8-00**

Add musical highlights and sound effects to recordings. Will mix Microphone, records, tape and tuner with separate controls into single output. 9 volt battery operated with switch for four channel mono or two channel stereo working.

**DE-LUXE DISCO Mains Model 4** Channel Channels plus Mike, 2 Vu meters, Headphone Monitor. £40. Post £1.

**MINI MODULE LOUDSPEAKER KIT £10-95**

EMI 15 x 8 1/2 in. 3-way Loudspeaker Baffle, 5in. Bass, 5in. Middle, 3in. Tweeter; 3-way Crossover & Ready Cut Baffle. Full assembly instructions supplied. Response 60 to 20,000 c.p.s., 12 watt RMS 8 ohms £10.95 per kit. Two kits £20. Suitable Bookshelf Cabinet £2.50 each. Post £1.50

**GARRARD 6-200 SINGLE PLAYER DECK**

Brushed Aluminium Arm with stereo ceramic cartridge and Diamond Stylus, 3-speeds. Manual and Auto Stop/Start. Large Metal Turntable. Cueing Device and Pause Control. £22. Post £2.

**ISKRA SINGLE RECORD PLAYER £8**

Fitted with auto stop, stereo cartridge. Baseplate. Size 11 x 8 1/2 in. Turntable size 7in. diameter. a.c. mains 240V 3 speed plays all size records. Post £1.

**B.S.R. SINGLE PLAYER P170-2 £21-00**

3-speeds 11in. aluminium turntable. "allim" arm, cueing device, stereo ceramic cartridge, silver trim, bias compensator, adjustable stylus pressure, plays all records, spring suspension, 240V AC. Post £2.

**B.S.R. DE-LUXE AUTOCHANGER**

with stereo cartridge, plays all size records. Post £2 £20

**WOODEN PLINTHS CUT FOR B.S.R. £4**

Size: 15 x 15 x 3in. Teak effect. Post £1.

**BSR DE-LUXE Model Teak Veneered with Hinged Perspex Cover.** Size 17 1/2 x 15 x 6in. £10.50. Post £2.

**METAL PLINTH CUT FOR GARRARD**

Size: 16 x 14 x 3in. £5.00 Silver or Black finish. Post £2.

**TINTED PLASTIC COVERS POST £1-50**

Sizes: 14 1/2 x 12 1/2 x 3in. £4. 16 x 14 x 3 1/2 in. £8. 17 1/2 x 9 1/2 x 3 1/2 in. £3. 18 x 13 1/2 x 3in. £6. 18 x 12 1/2 x 3in. £6. 18 x 13 1/2 x 3 1/2 in. with stand-up hinges £7.

**R.C.S. LOW VOLTAGE STABILISED POWER PACK KITS** £2-95 Post 45p

All parts and instructions with Zener diode printed circuit, rectifiers and double wound mains transformer input 200-240V a.c. Output voltages available 6 or 7, 5 or 9 or 12V u.c. up to 100mA or less. Please state voltage required.

**PP BATTERY ELIMINATOR BRITISH**

Mains stabilised power-pack 9 volt 400mA max. with overload cut out. Size 5 x 3 1/2 x 2 1/2 in. £4.50. Post 50p.

**MAINS TRANSFORMERS POST 99p**

250-0-250V 80mA 6.3V, 2A	£3.45
250-0-250 80mA 6.3V, 3.5A, 6.3V 1A	£4.80
350-0-350V 150mA 6.3V 5A, 5V 2A	£10.50
350-0-350V 250mA 6.3V 5 amp, 5V 2A	£12.50
300-0-300 120mA 2 x 6.3V 2A C.T.; 6.3V 2A	£8.50
220V 45mA, 6.3V 2A	£2.50
250V 60mA, 6.3V 2A	£2.75

**GENERAL PURPOSE LOW VOLTAGE**

2A, 3, 4, 5, 6, 8, 9, 10, 12, 15, 18, 24 and 30V	£6.00
1A, 6, 8, 10, 12, 16, 18, 20, 24, 30, 36, 40, 43, 60	£8.00
2A, 6, 8, 10, 12, 16, 18, 20, 24, 30, 36, 40, 48, 60	£9.50
3A, 6, 8, 10, 12, 16, 18, 20, 24, 30, 36, 40, 48, 60	£12.50
5A, 6, 8, 10, 12, 16, 18, 20, 24, 30, 36, 40, 48, 60	£18.00
5, 8, 10, 16V 1A £2.50 12V 100mA £1.38 12V 300mA £1.58 12V 750mA £2.25 40V 2A tapped 10V or 30V £3.58 10-0-10V 2A £3.6V 500mA £2.00 30V 5A + 34V 2A CT £4.2 x 18V 6A £11. 12-0-12V 2 amp £3.50. 25-0-25V 2A £4.50. 20-0-20V 1A £3.50. 30V 1 1/2A £3.30. 20V 1A £3. 9V 3 amp £3.50. 60V, 40V, 20V 1A £4. 15/0/15V 2A £3.75. 32-0-32V 6 1/2A £11. 9V 250mA £1.50. 30V 2A £3.50.	

**AUTO TRANSFORMERS 115V to 240V 500W £16-00**

CHARGER TRANSFORMERS	CHARGER RECTIFIERS
6-12V-3A £4.00	6-12V-2A £1.00
6-12V-4A £6.50	6-12V-4A £2.00

**BLANK ALUMINIUM CHASSIS**, 18 s.w.g. 2 1/2 in. sides; 6 x 4 in. £1.20; 8 x 6 in. £1.50; 10 x 7 in. £1.80; 14 x 9 in. £2.50; 16 x 6 in. £2.40; 12 x 3 in. £1.50; 16 x 10 in. £2.70; 12 x 8 in. £2.20. **ANGLE BRACKET**, 6 x 1/2 x 1/2 in. 25p.

**ALUMINIUM PANELS**, 18 s.w.g. 8 x 4 in. 36p; 8 x 6 in. 60p; 10 x 7 in. 80p; 12 x 5 in. 60p; 12 x 6 in. 80p; 14 x 9 in. 1.20; 12 x 12 in. £1.80; 10 x 10 in. £1.40.

**ALUMINIUM BOXES, MANY OTHER SIZES IN STOCK** 4 x 2 x 2 in. £1.00; 3 x 2 x 1 in. 60p; 6 x 4 x 2 in. £1.30; 8 x 6 x 3 in. £2.10; 9 x 4 x 4 in. £2.30; 10 x 7 x 3 in. £2.50; 12 x 8 x 3 in. £3.00; 12 x 5 x 3 in. £2.30.

**HIGH VOLTAGE ELECTROLYTICS**

8/350V	35p	8+8/450V	75p	50+50/300V	50p
18/350V	45p	8+16/450V	75p	32+32/450V	85p
32/500V	75p	16+16/450V	75p	100+100/275V	65p
50/500V	£1.20	32+32/350V	75p	150+200/275V	70p
8/800V	£1.20	16/500V	85p	220/450V	95p

Post 50p Minimum. Callers Welcome. Access-Barclay-Visa. Lists 20p. Closed Wed.

**Radio Components Specialists**  
 337 WHITEHORSE ROAD  
 CROYDON, SURREY, U.K. Tel. 01-684 1665

**INDEX TO ADVERTISERS**

Absonglen .. .. .	827	Keelmor .. .. .	835
Ace Mailtronix .. .. .	824	L.B. Electronics .. .. .	812
A.J.D. Direct Supplies (Silicon Shop) .. .. .	842	Litesold .. .. .	840
Ambit .. .. .	Cover ii	Magenta Electronics .. .. .	769
Amtron .. .. .	812	Maplin Electronic Supplies Ltd. .. .. .	Cover iv
Audio Electronics .. .. .	823	Marshalls .. .. .	811
Bl-Pak .. .. .	832, 833	Metac .. .. .	848
Birkett J. .. .. .	840	Micro-Circuits .. .. .	845
B. K. Electronics .. .. .	841	Mitrad .. .. .	843
B.N.R.E.S. .. .. .	831	Monolith .. .. .	824
Bull J. .. .. .	837	NIC .. .. .	840
Butterworths .. .. .	824	Nicholls E.R. .. .. .	812
Chromatronics .. .. .	841	Phonosonics .. .. .	836
Circuit Solders .. .. .	836	Powell T. .. .. .	Cover iii
Continental Specialties Corporation .. .. .	828, 834, 838	Precision Petite .. .. .	844
Doram .. .. .	811	Radio Component Specialists .. .. .	847
EDA .. .. .	770	Radio & TV Components .. .. .	821
Electronic Mail Order .. .. .	840	Science of Cambridge .. .. .	772, 773
Electroni-Kit .. .. .	774	Selray Book .. .. .	841
Electrovalue .. .. .	848	Suretron .. .. .	839
Gemini .. .. .	774	Swanley Electronics .. .. .	836
GMT .. .. .	828	Tempus .. .. .	775
Greenweld .. .. .	774, 834	Titan Transformers .. .. .	836
Harversons .. .. .	844	T.K. Electronics .. .. .	838
Heathkit .. .. .	770	Tri-tronic .. .. .	811
Hi Fi Year Book .. .. .	827	Vero Electronics .. .. .	842
Home Radio .. .. .	839	Watford Electronics .. .. .	771
I.L.P. Electronics .. .. .	776, 777	West London Direct Supplies .. .. .	812
Intertext (ICS) .. .. .	824	Wilmslow Audio .. .. .	839

# WATCHES

## ELECTRONIC, DIGITAL & ANALOGUE

Alarms; Chrono's; Multi function; DIGI-ANA etc. etc.

**FREE** Christmas Catalogue now available

**DON'T BUY** your new watch until you have seen the latest **METAC** collection

The largest range of electronic watches available anywhere.

Our prices are competitive, for example:—

<b>SEIKO DIGI-ANA JET 010</b>	<b>£59.95</b>
<b>SEIKO ALARM-CHRONO</b>	<b>£49.95</b>
<b>SEIKO WORLD-TIME</b>	<b>£59.95</b>
<b>SEIKO CALCULATION-ALARM</b>	<b>£59.95</b>

**CASIO CALCULATOR WATCH AND CASIO ALARM-CHRONO** at large discounts: why pay Casio-fixed high prices. We have the latest models in stock.

**BULER SWISS WATCHES** from **£19.95**

**BEL-TIME, OTRON AND METAC OWN-BRAND ALL AT DISCOUNT PRICES**

**EXAMPLE:** We have currently on offer an 8mm slim, solar, dual-time, alarm, chrono water-resistant to 99ft in stainless steel mineral crystal lens for only **£19.95**

As with all our products you may examine this watch in your home for 10 days on full money-back guarantee.

**POPULAR MODELS:** We always stock a good range of the better quality ladies and gents watches. From 5 to 32 functions at prices from **£4.95** to **£26.95**.

With 4 shops plus a mail-order dispatch and service centre **METAC** is one of the oldest established electronic watch specialists in Britain today.

All our watches are fully guaranteed and backed up by our own well equipped service and calibration centre, and you may visit our shops in:-

- LONDON**, 327 Edgware Road, London W2.
  - DAVENTRY**, 67 High Street, Daventry, Northants.
  - NORTHAMPTON**, 11 St Giles Square, Northampton.
  - LEICESTER**, Omni Centre, 27 Market St., Leicester.
- SURPRISE OFFER** for the Christmas period; A genuine and generous offer for you when you send for our catalogue.

**ITS FREE AND UNUSUAL SO SEND NOW.**

**NO MONEY.** Just post the coupon today and we will dispatch by return.

### METAC CATALOGUE

Post to: 47 High Street, Daventry, Northants.

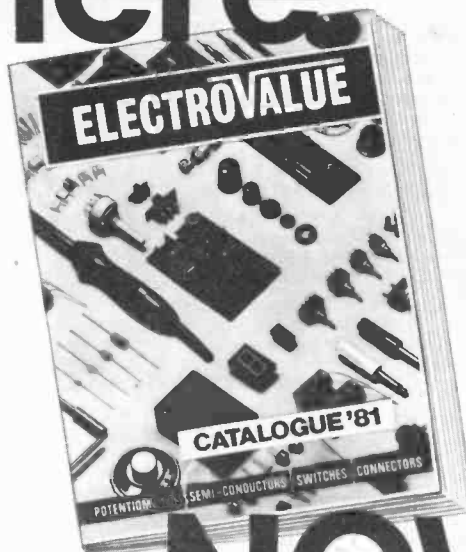
Name .....

Address .....

.....

.....

# Here



# NOW

## ELECTROVALUE CATALOGUE '81

as included **FREE** with December issue of **PRACTICAL ELECTRONICS**

It's work-bench size for keeping alongside your favourite journal for instant reference to stock and technical data.



With more to choose from than ever - all the items you have learned to depend on being obtainable from Electrovalue **PLUS MANY NEW ONES** to bring Catalogue '81 bang up to date. The V.A.T. inclusive price list that goes with it will hold for at least 4 months before the next one is issued.

*Yes - you will enjoy dealing with Electrovalue - prices are keen - service is tops.*



Write, phone or call if you haven't yet got Catalogue '81 - and you will receive yours by return. (We pay postage).

**AND YOU GET BONUS DISCOUNTS AND FREE U.K. POSTAGE TOO, WHEN YOU BUY FROM ELECTROVALUE.**

ELECTROVALUE LTD., (Dept. EE) 28 St. Judes Rd, Englefield Green, Egham, Surrey TW20 0HB. Telephone: (STD 0784) (London 87) 33603 Telex: 264475

Please send me my **FREE COPY OF ELECTROVALUE CATALOGUE '81.**

Name .....

Address .....

.....

# E.E. PROJECT KITS

Audio Effects Unit	ZB122	Oct. 80	£12.25	Signal Level Indicator	ZB36	Oct. 79	£4.50
Phone Call Charge Jogger	ZB121	Oct. 80	£6.00	High Impedance Voltmeter	ZB35	Oct. 79	£14.50
Darkroom Controller	ZB123	Oct. 80	£17.25	Universal Oscillator	ZB37	Oct. 79	£3.50
Bicycle Alarm	ZB124	Oct. 80	£9.25	Chaser Light	ZB4	Sept. 79	£17.50
Precision Parking Pad	ZB73	Sept. 80	£3.50	Low Power Audio Amplifier	ZB3	Sept. 79	£3.75
Lights Failure Monitor	ZB77	Sept. 80	£8.75	Simple Transistor Tester	ZB2	Sept. 79	£5.50
TTL Power Supply Unit	ZB78	Sept. 80	£9.50	Varicap MW Radio	ZB1	Sept. 79	£8.50
Duo-Deci Timer	ZB75	Sept. 80	£8.50	Quiz Referee	ZB12	Aug. 79	£4.75
*TTL Logic Probe	ZB76	Sept. 80	£3.25	Touch-on Pilot Light	ZB10	Aug. 79	£2.00
Bedside Radio	ZB74	Sept. 80	£14.25	Trailer Flasher	ZB9	Aug. 79	£3.00
Auto Lighting-Up Warning	ZB71	Aug. 80	£5.65	Swanee Whistler	ZB8	Aug. 79	£3.50
Audio Millivoltmeter	ZB70	Aug. 80	£17.75	Electronic Tuning Fork	ZB7	Aug. 79	£8.90
Weather Centre (Electronics only)	ZB72	Aug. 80	£47.50	Power Supply 9V	ZB6	Aug. 79	£8.25
Brakesafe Monitor	ZB68	Aug. 80	£7.50	Warbling Timer	ZB5	Aug. 79	£5.80
Cricket Game	ZB69	Aug. 80	£14.95	Water Level Indicator	ZB111	July 79	£4.50
Zener Diode Tester	ZB79	July 80	£5.00	Dolls House Lights Economiser	ZB107	July 79	£4.50
Signal Tracer	ZB80	July 80	£5.00	Darkroom Timer	ZB17	July 79	£2.50
General Purpose Amplifier	ZB81	July 80	£6.00	Soldering Iron Bit Saver	ZB13	July 79	£9.25
Voltage Converter	ZB82	July 80	£4.75	Voltage Splitter	ZB15	July 79	£3.25
Autowaa	ZB83	July 80	£19.25	Conference Timer	ZB14	July 79	£38.00
A.F. Signal Generator	ZB84	July 80	£20.00	Electronic Canary	ZB19	June 79	£4.50
Courtesy Light Delay	ZB85	July 80	£5.25	Tremolo Unit	ZB18	June 79	£10.00
Auto Phase	ZB86	July 80	£19.25	Meter Amplifier	ZB21	June 79	£3.50
Battery Voltage Monitor	ZB64	May 80	£4.80	Quad Simulator	ZB22	June 79	£8.00
Lights Warning System	ZB63	May 80	£3.60	Short Wave Converter	ZB25	May 79	£13.75
Autofade	ZB66	May 80	£10.25	Electronic Dice	ZB24	May 79	£13.50
*Dual Line Game	ZB65	May 80	£25.00	Intruder Alarm	ZB23	May 79	£23.00
Audio Tone Generator	ZB67	May 80	£3.50	Shaver Inverter	ZB26	April 79	£8.00
*Pre-tuned 4-Station Radio	ZB62	May 80	£14.00	Touch Bleeper	ZB27	April 79	£3.25
Gas Sentinel	ZB61	April 80	£27.00	Choke Warning Device	ZB28	April 79	£7.50
Automatic Level Control	ZB60	April 80	£8.00	Transistor Tester	ZB100	April 79	£4.00
Cycle Direction Flasher	ZB59	April 80	£14.50	One Transistor Radio MW/LW	ZB104	March 79	£7.25
Cable and Pipe Locator	ZB54	March 80	£3.75	Time Delay Indicator	ZB98	March 79	£4.00
Stereo Headphone Amplifier	ZB57	March 80	£15.25	Micro Chime	ZB96	Feb. 79	£12.00
Doorbell Register	ZB58	March 80	£3.60	Lights Reminder for Car	ZB32	Jan. 79	£4.50
Five Range Current Limiter	ZB53	March 80	£4.50	Headphone Enhancer	ZB101	Jan. 79	£4.00
Kitchen Timer	ZB55	March 80	£12.75	Solid-State Roulette	ZB95	Jan. 79	£18.25
Touch Switch	ZB56	March 80	£9.00	I'm First	ZB105	Jan. 79	£3.70
Micro Music Box	ZB45	Feb. 80	£17.00	Continuity Tester	ZB115	Jan. 79	£4.30
Simple Short Wave Receiver	ZB44	Feb. 80	£18.00	Fuzz Box	ZB106	Dec. 78	£5.00
Morse Practice Oscillator	ZB43	Feb. 80	£6.00	Vehicle Immobiliser	ZB110	Dec. 78	£5.00
Slide/Tape Synchroniser	ZB42	Feb. 80	£11.50	Audio Effects Oscillator	ZB109	Nov. 78	£3.50
Spring-Line Reverb Unit	ZB49	Jan. 80	£22.50	Tele-Tel	ZB94	Nov. 78	£17.80
Mains on/off Timer	ZB48	Jan. 80	£30.00	Radio MW/LW	ZB116	Oct. 78	£7.00
Power Supply 3-9V	ZB47	Jan. 80	£4.50	Sound to Light	ZB112	Sept. 78	£7.00
Loft Alert	ZB46	Jan. 80	£33.00	R.F. Signal Generator	ZB93	Sept. 78	£20.50
Lightcall	ZB103	Dec. 79	£6.25	Guitar Tone Booster	ZB117	Sept. 78	£5.00
Burglar Alarm	ZB51	Dec. 79	£5.00	A.F. Signal Generator	ZB119	Aug. 78	£10.00
Baby Alarm	ZB40	Nov. 79	£8.50	Quagmire	ZB120	July 78	£9.50
Opto Alarm	ZB41	Nov. 79	£5.00	Tele-Bell	ZB118	June 78	£12.25
Radio Tuner MW/LW	ZB108	Nov. 79	£14.75	Weird Sound Effects Generator	ZB113	March 78	£3.50
3-Function Generator	ZB52	Nov. 79	£25.00	Catch-a-Light	ZB102	March 78	£6.00
One Armed Bandit	ZB33	Oct. 79	£21.00	Chaser Light Display	ZB97	Feb. 78	£22.00
Lights-on Reminder	ZB34	Oct. 79	£4.60	Car System Alarm	ZB92	Feb. 78	£4.50

## ★ TEACH-IN 80 ★

This popular monthly constructional series started in E.E. in 1979 and is a must for beginners to electronics. The sheer simplicity of the whole project experiments lends itself to be made by any beginner young or old. Basic technical principles and symbols explained in great detail. Start at the beginning with a hobby that could become a worthwhile career, our kit comes complete with all parts as specified by E.E.

List A, B and C £22.50. Monthly reprints from October 1979 available at 40p each per month extra or £4.50 for whole series.

\*All E.E. project kits supplied with cases except items marked \*. All kits come complete with items as specified plus Texas i.c. sockets where required, also veroboard connecting wire etc.

If you do not have the issue of E.E. which contains the project we can supply a reprint at 40p extra.

Personal callers please ring to check availability of kits.

All prices include post, packing and 15% V.A.T.

### LATE EXTRA

MINI I.C. RADIO OCTOBER '80	ZB126	£10.35
DUSK/DAWN RELAY OCTOBER '80	ZB125	£7.45
SOUND TO LIGHT	ZB127 NOV. '80	
GUITAR PRACTICE AMPLIFIER	ZB128 NOV. '80	
REACTION TESTER	ZB129 NOV. '80	
PRECISION TIMER	ZB130 NOV. '80	
TRANSISTOR TESTER	ZB131 NOV. '80	
SOIL MOISTURE MONITOR	ZB132 NOV. '80	
<b>OTHER THAN STATED, PRICES ON APPLICATION.</b>		

Shop Hours Mon-Friday 9-5.30 p.m. Sat. 9-4.30 p.m.  
Telephone: 01-226 1489

## T. POWELL

306 St. Pauls Road, Highbury Corner, London N.1.



Visa/Access cards accepted

Minimum telephone Orders £5.00

Minimum Mail Order £1.00

198

# The new MAPLIN CATALOGUE is out on December 5th

A massive new catalogue from Maplin that's bigger and better than ever before. If you ever buy electronic components this is the one catalogue you must not be without. Over 300 pages, it's a comprehensive guide to electronic components with thousands of photographs and illustrations and page after page of invaluable data. We stock just about every useful component you can think of. In fact, well over 5000 different lines, many of them hard to get from anywhere else. Hundreds and hundreds of fascinating new lines, more data, more pictures and a new layout to help you find things more quickly.

# MAPLIN

Maplin Electronic Supplies Ltd.  
All mail to: PO. Box 3, Rayleigh, Essex SS6 8LR.  
Telephone: Southend (0702) 554155. Sales (0702) 552911.  
Shops:  
159-161 King Street, Hammersmith, London W6. Telephone: (01) 748 0926.  
284 London Road, Westcliff-on-Sea, Essex. Telephone: Southend (0702) 554000.  
Both shops closed Mondays.



On sale  
in all branches  
of W H Smith  
from Dec 5th  
price £1

**Breadboard 1980**  
26th to 30th November  
Open 10 a.m. till 6 p.m. (and till  
8 p.m. Thursday, 4 p.m. Sunday)  
Royal Horticultural Halls,  
Elverson Street, London  
(Nr. St. James's Park Underground)  
Visit our huge stand and  
see our new 'single-chip' organ,  
a new sequencer/composer,  
and lots more.  
Don't miss it!!

Post this coupon now for your copy of our 1981 catalogue price £1.  
Please send me a copy of your 320 page catalogue. I enclose £1 (Plus 25p p.p.) If I am not completely satisfied I may return the catalogue to you and have my money refunded, if you live outside the UK send £1.68 or 12 International Reply Coupons.  
I enclose £1.25  
Name \_\_\_\_\_  
Address \_\_\_\_\_  
E E 12