




ELECTRONICS
TODAY INTERNATIONAL

USE THE ETI
COMPUTER AND
CONFERENCE AND
COMMUNICATE
WITH THE WORLD

*TOMORROW'S
TECHNOLOGY TODAY*

**INSIDE
INTEL'S
PENTIUM**




intel
pentium™
PROCESSOR
© INTEL '92

**ELECTRONICS
HELPS
THE DISABLED**

**BUILD A
PARALLEL PORT
FOR YOUR PC**

**BUILD
A PORTABLE
FAST BATTERY
CHARGER**

**MAKE
AN IN CIRCUIT
TRANSISTOR
TESTER
WITH THIS
PCB
WORTH £4**



**6
SUPER
PROJECTS**

December 1993 £1.95



Argus SPECIALIST PUBLICATION **BEST VALUE**

At last, a fully functional upgradeable PCB CAD system to suit any budget. Substantial trade-in discounts are available against other "professional" PCB design packages ...

... call now for details.

Board Capture

Schematic Capture Design Tool

£395

- Direct netlist link to BoardMaker2
- Forward annotation with part values
- Full undo/redo facility (50 operations)
- Single-sheet, multi-paged and hierarchical designs
- Smooth scrolling
- Intelligent wires (automatic junctions)
- Dynamic connectivity information
- Automatic on-line annotation
- Integrated on-the-fly library editor
- Context sensitive editing
- Extensive component-based power control
- Back annotation from BoardMaker2

Board Maker

BoardMaker1 - Entry level

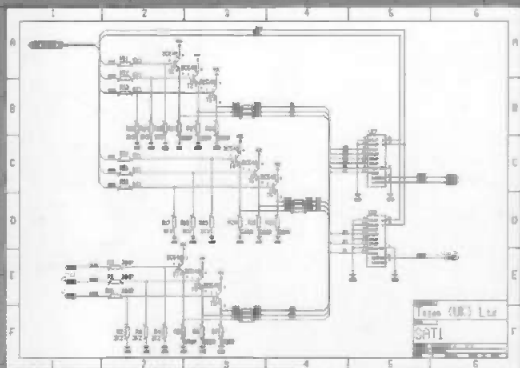
£95

- PCB and schematic drafting
- Easy and intuitive to use
- Surface mount and metric support
- 90, 45 and curved track corners
- Ground plane fill
- Copper highlight and clearance checking



BoardMaker2 - Advanced level

£295

- All the features of BoardMaker1 +
- Full netlist support - BoardCapture, OrCad, Schema, Tango, CadStar, and others
- Full Design Rule Checking both mechanical and electrical
- Top down modification from the schematic
- Component renumber with back annotation
- Report generator - Database ASCII, BOM
- Thermal power plane support with full DRC



NEW



Board Router

Gridless re-entrant autorouter

£200

- Simultaneous multi-layer routing
- SMD and analogue support
- Full interrupt, resume, pan and zoom while routing


Output drivers - Included as standard

- Printers - 9 & 24 pin Dot matrix, HPLaserjet and PostScript
- Penplotters - HP, Graphtec & Houston
- Photoplotters - All Gerber 3X00 and 4X00
- Excellon NC Drill and Annotated drill drawings (BM2)

Call, write or fax for more information or a full evaluation kit

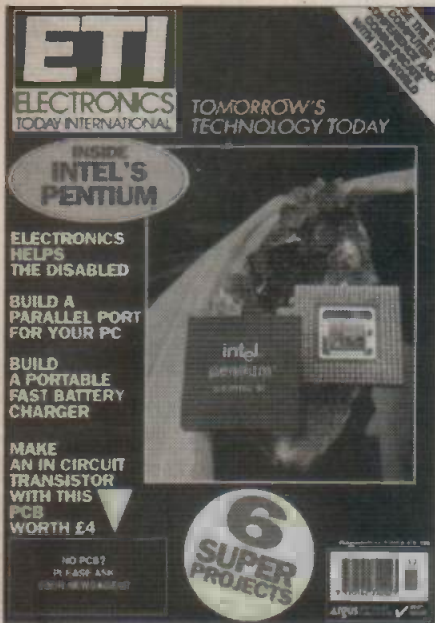
Tsien (UK) Limited
Aylesby House
Wenny Road, Chatteris
Cambridge
PE16 6UT

Tel (0354) 695959
Fax (0354) 695957



tsien





**Volume 22 No. 12
December 1993**



Intel's Pentium Chip explained - page 12

Features & Projects

Inside Intel's Pentium12
A look at how Intel's new super processor chip works and what the future has in store.

Electronics and the Disabled18
Electronics and personal computers can be used to give disabled people a better quality of life. We look at some of the ways in which PCs and electronics can be used and examine a project to create a special, single key, computer keyboard.

In-circuit Transistor Tester24
A project by Robert Penfold to build this useful item of test gear - this month's cover board project.

Car Alarm30
The concluding part of our car alarm project

Fast NiCd Battery Charger34
This project allows you to build a fast, portable and versatile NiCd battery charger, ideal for campers, radio controlled model users and motorists.

PC I/O Board40
Give your PC the ability to interface with the real world by building this versatile I/O board.

The ETI Electronic Conference System46
A look at how ETI readers can use their personal computers to communicate with other readers and access vast databases of information.

Video Stabiliser50
A project to removes the jittery image so often found when playing video tapes on old recorders.

Microprocessor Fundamentals.....56
The first in a short series looking at the basics of designing a microprocessor based system.

Contents

Regulars

News.....6

PCB service60

PCB foils.....61

Open Forum.....66

Next Month...



We will be looking at the way in which electronics can help the environment, through improving energy efficiency, enabling the use of alternative energy sources and making it possible for large numbers of people to work from home. We will also be looking at the use of computer software in electronics and how your computer can be used to help design better circuits.

There will also be plenty of interesting projects, including a ROM emulator for the microcomputer experimenter, a versatile valve amplifier for guitar players, a cycle alarm to stop anyone tinkering with your bike and a useful piece of test equipment, a logic pulser generator. Plus more on MPU basics and computer interfacing.

AMAZING PC BASE SALE

WE HAVE ACQUIRED A SELECTION OF HIGH QUALITY AMSTRAD PC BASE UNITS AT MEGA DISCOUNT PRICES. LOOK WHAT YOU CAN BUY FROM ONLY £19.00!

UNTESTED AMSTRAD PC BASE UNITS COMPLETE WITH MOTHER -BOARD, VIDEO CONTROLLER, DISK CNTRLR, & 5.25" DRIVE(S). (Keyboard, Mouse, PSU & DOS not supplied)

AMSTRAD 1512SD	£19.00	REF: ET/AM19P1
AMSTRAD 1512DD	£25.00	REF: ET/AM25P1
AMSTRAD 1640SD	£25.00	REF: ET/AM25P2
AMSTRAD 1640DD	£30.00	REF: ET/AM30P1

NEW or REFURBISHED PC BASES COMPLETE WITH KEYBOARD, MOUSE, and 5.25" DRIVE. RUNS UNDER MS-DOS VER 3 (DOS not supplied)
All sold guaranteed as new. All you need is a power supply unit & monitor.

AMSTRAD 1512SD	£49.00	REF: ET/AM49P1
AMSTRAD 1512DD	£59.00	REF: ET/AM59P1
AMSTRAD 1640SD	£69.00	REF: ET/AM69P1
AMSTRAD 1640DD	£79.00	REF: ET/AM79P1

LIMITED OFFER

IBM COMPATIBLE LAPTOP COMPUTERS

FROM **ONLY £99.00** (plus vat)

AGAIN IN STOCK AT A SUPERB DISCOUNT PRICE!
FULLY IBM COMPATIBLE LAPTOP COMPUTERS OFFERING EITHER 512K OR 640K MEMORY. FLIP UP GREEN SUPERTWIST LCD SCREEN. FULL 'QWERTY' KEYBOARD. RS232 PRINTER PORT VIDEO OUT. RUNS ON BATTERIES/ DC SUPPLY/MAINS ADAPTER. MS-DOS 3.1 RUNS THESE UNITS

AMSTRAD LAPTOP OPTIONS

AMSTRAD PPC 1512 SD (512k memory Single 3.5" disc drive)	£99.00	ET/AM99P1
AMSTRAD PPC 1512 DD (512k memory Two 3.5" disc drive)	£109.00	ET/AM109P1
AMSTRAD PPC 1640 SD (640k memory one 3.5" drive modem)	£129.00	ET/AM129P1
AMSTRAD PPC 1640 DD (640k memory two 3.5" drive modem)	£139.00	ET/AM139P1

MAINS POWER SUPPLY FOR ALL ABOVE LAPTOP UNITS ONLY £10.00

AMAZING COMPUTER BARGAINS

IBM COMPATIBLE LAPTOPS FROM ONLY £99.00 (PLUS VAT)

COMPUTER BASE UNITS FROM ONLY £19.00 (PLUS VAT)

LIMITED OFFER - HURRY WHILE STOCKS LAST

AMAZING SALE OF BT ANSWERPHONES

As NEW, fully guaranteed BT Product as LESS than Half the original retail price!!!

RESPONSE 200 AND 400 MODELS

Each Response Unit is supplied with a Micro cassette, PSU and User Details. The following features are found on the 400 Model and the 200 has almost as many features:-

Micro Cassette	Ren 1.0.
Call Screening	Memo Facility
Call Count	Remote Facility
Answer only	20 Memories
Last No redial	Variable volume
On hook dialling	Hands free speech
BT Network Services	PABX Compatible
Mute Facility	LCD Display

RESPONSE 200 **£35.99** Ref: ET36P1

RESPONSE 400 **£49.99** Ref: ET49P1

(plus vat)

10 WATT SOLAR CELL (3' x 1') 14.5v/700mA

Now available by mail order

Coated with exceptionally efficient amorphous silicon these glass solar cells have an almost timeless lifespan and will not suffer with discolouration. There are possibly hundreds of uses for these cells, a few of which could be: for Car Battery Charging, for use on Boats or on Caravans, in fact anywhere a portable 12V supply is required. Several of our overseas Mediterranean customers with homes in remote hilly sites, use these solar cells as a daytime power source to backup generators. The solar cells can be connected in series or parallel to give higher voltages or larger current capacity.

REF: ET34P2

PRICED at only

£33.95 (plus VAT)

PLUS an additional £2.00 special packaging charge

PORTABLE RADIATION DETECTOR

SPECIAL OFFER

£49.99 (plus vat)

NEVER OFFERED BEFORE.....We can now supply a unique handheld personal portable Gamma and X-Ray detector. This Radiation detector contains two Geiger Tubes has a 4 digit LCD display with a piezo speaker, giving an audio visual indication. The radiation detectors detect high energy electromagnetic quanta with an energy from 30KeV to over 1.2MeV and a measuring rate 5-9999 UR/h (sampling rate 2555) or 10-99990 NR/h (sampling rate 2.55) Sources of radiation could be Granite Kerbstones old Luminous Watch dials or even a Jewellery shop where mineral ore is sold to rock collectors. A piece of uranium Ore would be ideal.....

Only **£49.99** Each Ref: ET50P1

MINIMUM GOODS ORDER £5.00. TRADE ORDERS FROM GOVERNMENT, SCHOOLS, UNIVERSITIES & LOCAL AUTHORITIES WELCOME. ALL GOODS SUPPLIED SUBJECT TO OUR CONDITIONS OF SALE AND UNLESS OTHERWISE STATED GUARANTEED FOR 30 DAYS. RIGHTS RESERVED TO CHANGE PRICES & SPECIFICATIONS WITHOUT PRIOR NOTICE. ORDERS SUBJECT TO STOCK. QUOTATIONS WILLINGLY GIVEN FOR QUANTITIES THAN THOSE STATED.

BULL ELECTRICAL

250 PORTLAND ROAD HOVE SUSSEX BN3 5QT

MAIL ORDER TERMS: CASH PO OR CHEQUE WITH ORDER PLUS £3.00 POST PLUS VAT.

PLEASE ALLOW 7-10 DAYS FOR DELIVERY

TELEPHONE ORDERS WELCOME

TEL: 0273 203500
FAX: 0273 232077

TURN YOUR SURPLUS STOCK INTO CASH IMMEDIATE SETTLEMENT.


WE WILL ALSO QUOTE FOR COMPLETE FACTORY CLEARANCE.

MUCH MUCH MORE IN OUR 1993

CATALOGUE. PLEASE SEND 41P. A4

SIZED SAE FOR YOUR FREE COPY.

ALL OUR PRICES ARE NET OF V.A.T.





NEWS

High performance stepper motor drives

From Poole based stepper motor specialists, Digiplan, comes a new family of high performance stepper motor drive modules. Available with 2A, 3A, or 5A output capability the drives are suitable for use with any standard 2-phase hybrid or permanent magnet stepper motor, having 4, 6, or 8 leads and featuring user-adjustable current limiting for optimal motor matching.

All these drivers can operate in full or half step mode, providing 200 or 400 steps/rev resolution from a standard 200 step rotary stepper motor, and can also be used with linear stepper motors.

For more information contact Digiplan on 0202 699000



Special communications chip for noisy environments

NEC has just launched a new controller area network (CAN) driver chip, the uPD72005. This chip has been designed to enable automotive engineers to simplify vehicle body design by replacing many separate control lines with a single 2-wire data bus.

The CAN standard is a robust high-speed serial communica-

tions protocol designed for noisy real-time control applications. It passes the signals securely between the master control and sub-system without loading either the sub-system or central processor. As such, although designed for automotive applications, it can be used in any system where noise and wiring complexity is a problem.

This chip has a 160 byte on-chip memory and can store 28 messages. It has fully intelligent message handling, enhanced diagnostics and error trace functions, readable bus error counters and a received message time stamp.

For more information contact NEC on 0908 691133.

Smoke alarm kit from Maplin

New from Maplin Electronics is a smoke alarm, designed to operate with the 12V supply from the control panel of a security system, and provide an alarm signal via a set of relay contacts. The contacts are normally closed in the 'no smoke' condition.

The alarm has a sound output of 85dB (minimum) at 10ft, and an LED flashes every two seconds when smoke is detected. The LED normally flashes every 40 seconds to provide indication that the unit is on. The test facility, which can be operated locally or remotely, checks the sensor, electronics and alarm.

This kit is easy to assemble and comes complete with all components, including the relay, case, etc. It is available from any Maplin shop or by mail order, price £19.93 plus VAT.


For further information contact Maplin on 0702 554161.

New fluid sensors from Gentech

A new range of compact vertical fluid level sensors has been launched by Gentech International. Measuring less than 60mm, the sensor offers proven reed switch reliability and a facility for high or low liquid level sensing simply by reversing the float.

Supplied with normally open, or normally closed contact action, these sensors have a maximum contact rating of 15W dc and a maximum switching voltage of 100V dc (250V rms). The sensors come with a 1/8in NPT thread fitting and are made from polypropylene. These sensors will work with liquids down to a SG of 0.70.

For further details contact Gentech on 0465 3581



Optical computers take a step forward

In the University of Colorado's Optoelectronic Computing Systems Center what is claimed to be the world's first optical computer is at work. This almost completely optical computer stores and manipulates its instruction and data as pulses of light, rather than pulses of electricity.

This system, the bit-serial optical computer, or BSOC, is an extremely simple computer with just 128 bytes of memory. Functionally, it can do little more than basic switching, counting and arithmetic, in other words about as much as the world's first electronic computer built by the University of Manchester in 1948.

What BSOC does show is that optical computers can be built, although the technology employed means that they are still much slower than their electronic counterparts. BSOC operates at just 50MHz, but the technology

used to create optical switches and flip-flops is still very new - within a few years we could see dramatic improvements in capability.

The optical switches used in BSOC are fabricated by diffusing titanium through the surface of a clear crystal of lithium niobate to form two channels for the light. When a voltage is applied the optical pathways are parallel, when the voltage is removed they cross. The fact that these switches are a hybrid of electronics and optics accounts for their inefficiency.

The memory used by BSOC is, however, purely optical in nature. It consists of a delay line constructed from coils of optical fibre. This means that where an electronic computer will fetch data or instructions from a memory address, BSOC will wait for that data or instruction to come to it.

Low cost hand held frequency meter

From Huntingdon based Thurlby-Thandar Instruments Ltd, comes a hand held, battery powered, 1.3GHz frequency meter that costs less than £100. Despite its compact size and low cost, the PFM1300 incorporates many advanced features normally associated with sophisticated bench instruments.

The PFM1300 uses the reciprocal counting technique to achieve a high measurement accuracy for all frequencies. The system yields at least seven digits of resolution per second measurement time, and can resolve low frequencies to 0.001mHz.

The measurement range is 5Hz to 1300MHz, with excellent sensitivity and a low pass filter can be selected when required. Signals can also be displayed in terms of period as an alternative to frequency. There is a 'hold' key to retain readings on the 8-digit LCD display.

The PFM1300 costs £99 and further details can be obtained from TTI on 0480 412451.

Bright future for electroluminescent polymers

Physicists at the University of Cambridge have developed a new display technology which is generating an enormous amount of excitement in electronics companies around the world. The technology is based upon the light emitting properties of an organic polymer called polyphenylenevinylene, or PPV for short.

Very thin films of purified PPV emit light when just a few volts are applied across it. Unmodified PPV emits surprisingly large amounts of greenish light, indeed it is about 10% efficient in converting electrical energy into light as opposed to only 1% for LEDs. The researchers have been able to create derivatives of PPV which can

generate light in a wide range of other colours including red and a very good blue.

Not only are displays based on PPV very efficient at generating light, they are also capable of generating light which is more than ten times as bright as that generated by a CRT tube. This means that PPV based displays are ideal for applications such as emergency lights and signs. They also offer high reliability and stability, products with a 100,000 hour life should be standard.

Expect to see prototype PPV based displays within the next year and commercial products from some of the big US and Japanese companies within two or three years.



Protect yourself from a fatal shock with an RCD



A mains shock is always extremely painful and can be fatal, but it is easy enough to protect yourself and your family from the risk of receiving an accidental electric shock. All that is needed is an RCD plug or adapter, such as manufactured by PowerBreaker.

RCD stands for Residual Current Devices and they are unique because, unlike fuses and conventional circuit

breakers, they are specifically designed to safeguard human life as opposed to safeguarding the mains cable.

PowerBreaker RCDs are now available from many high street outlets and cost £21.99 for a 13A adapter.

New microprocessor training course

Polar Instruments Ltd has just launched a new package for training technicians in the principles of microprocessor based systems. The course is built around a fault testing instrument, a working processor trainer and a 200 page self-instructional manual.

The course provides a means of understanding the 'real-world' hardware characteristics of processor-based boards. It takes two or three days to complete after which students should be acquainted with all the fundamental operational principles of processor based electronic systems. An understanding which should equip them with the conceptual tools to fault find in development, manufacturing test, and maintenance environments.

The course package is priced at £795 and can be reused for as many students as necessary. For further details contact Polar on 0481 53081.


PC based analogue signature analyser

A new type of analogue signature analyser has been developed by Polar Instruments Ltd. Based on a PC, with virtual instrument user interface, it automates the fault finding function by means of a powerful signature digitisation and comparison technique.

This technique eliminates the need for expert electronics knowledge of the circuit under test and speeds the component level diagnostic process, allowing companies to implement far more cost effective electronics

maintenance strategies.

This is a very advanced and sophisticated piece of equipment, but one which nevertheless offers manufacturers a very cost effective solution to every aspect of testing, in particular in low volume manufacturing operations. The T4040 costs £2995 and further information can be obtained from Polar's distributor, Whingate Test Services of Poole on 0202 605239.



Blue laser breaks the data storage barrier

The short wave length of blue light compared to that of red means that it can be focused to a much smaller spot. This means that optical recording media based on blue laser light can be constructed with a much higher density of data storage than a

similar system utilising infra-red laser light. With blue-light the amount of data stored on a disk can be more than quadrupled.

A blue light semiconductor laser has thus, for many years, been a goal for researchers, a goal which has finally been achieved by a team at IBM's Almaden Research Centre in California.

The technique which they have employed to generate blue laser light consists of feeding a beam of infra-red laser light generated by a conventional gallium

arsenide diode laser into a special frequency doubler. With the aid of special feedback controls this frequency doubler generates blue laser light at a sufficiently high power rating for use in optical data storage systems.

So far the IBM team has succeeded in creating a magneto-optical disk system based on the blue semiconductor laser which is capable of storing 6.5 Gigabytes of data on a single double sided 5.25in optical disk. There are, however, a great many problems

which still need to be overcome before such high capacity disks are available commercially.

High density optical disks will require new high precision optical and mechanical systems. Accurately positioning the read/write head over a data track becomes much harder as the track becomes smaller. There are also increased problems from environmental effects such as dust, problems which will require new encoding and error detection/correction techniques.

READER OFFER **Save £3**



Pocket Microscope

£13.98 inc p&p

This illuminated pocket-size microscope is extremely effective. It has a zoom facility from 60x-100x magnification. The built-in light is adjustable for direction and requires two AA batteries (not supplied). The removable base holds slides securely in place. Ideal for inspecting PCBs, surface finishes and in education and hobbies.

**Credit card hotline 0442 66551 (24HRS)
R.R.P. - £16.98**

Post me today!
(COMPLETE IN BLOCK CAPITALS)

Please supply.....ROET/31 @ £13.98.

I enclose my cheque/P.O for £.....made payable to ASP or please debit my Access/Visa account:

--	--	--	--	--	--	--	--	--	--	--	--	--	--	--	--	--	--	--	--	--

Signature:.....Expiry:.....

Name:.....

Address:.....

Postcode:.....

Send this coupon and your payment to ASP Reader Offers, Argus House, Boundary Way, Hemel Hempstead, Herts. HP2 7ST. Please allow 28 days for delivery U.K. only - overseas upon request. You may receive further information about offers and services which may interest you.

SAVE SECURITY EQUIPMENT SAVE DIRECT FROM THE MANUFACTURER Join the 1000's who protect their property with Autona equipment.

LATEST 2000 SERIES CONTROL UNITS

- ★ Auto reset
 - ★ Self Testing
 - ★ Intelligent exit delay
 - ★ Simple operation
 - ★ Choice of Models
- 2050** Budget version. £39.95 VAT
suitable for all sizes of installations.
- 2150** Key-operated full feature unit with zone switching and very simple operation. £49.95 VAT
- 2250** Digital keypad version offering a user-set code of 2-12 digits plus full specifications. £54.95 VAT

Colour brochures available on these exciting new units. **CALL TODAY!**

MINIATURE PASSIVE INFRA-RED SENSOR-RP33

Switchable Dual range, detects intruders up to 6 or 12 metres. This advanced sensor operates by detecting the body heat of an intruder moving within the detection field. Slow ambient changes such as radiators, etc. are ignored. Easily installed in a room or hallway. Providing reliable operation from a 12V supply, it is ideal for use with the CA 1382 or equivalent high quality control unit. Supplied with full instructions.

Quantity discounts start at 3 units.

£16.95 VAT

Size 80x60x40mm

COMPLETE SECURITY SYSTEM ONLY £63.95 + VAT
DIRECT FROM THE MANUFACTURER
INCLUDES LATEST MICRO CONTROL UNIT, PASSIVE INFRA-RED SENSOR, SIREN & BELL BOX, CONTACTS, CABLE, ETC.
EASY TO INSTALL - SIMPLE TO USE
CALL FOR FULL DETAILS TO-DAY!!
Plus complete range of systems and accessories.

★ AUDIO MODULES ★

AL 12580-125W AMPLIFIER
A rugged high powered module that is ideal for use in discos & P.A. Systems where powers of up to 125W, 4 ohms are required. The heavy duty output transistors ensure stable and reliable performance. It is currently supplied to a large number of equipment manufacturers where reliability and performance are the main considerations, whilst for others its low price is the major factor. Operating from a supply voltage of 40-80V into loads from 4-16 ohms.

£18.95 VAT

AL 2550-COMPACT LOW-COST 25W AMPLIFIER
A popular module with tens of thousands installed. Ideal for domestic applications. Supply rail 20-50V with loads of 8-16 ohms.

£6.55 VAT

MM 100-BUDGET 3-INPUT MIXER
With a host of features including 3 individual level controls, a master volume and separate bass and treble control, it provides for inputs for microphone, magnetic pick-up and tape, or second pick-up (selectable), and yet costs considerably less than competitive units. This module is ideal for discos and public address units and operates from 45V-70V.

£17.49 VAT


MM 100G GUITAR MIXER
As MM100 with two guitar + 1 microphone input intended for guitar amplifier applications.

£17.49 VAT

COMPLETE AUDIO RANGE FROM 10-125W. SEND FOR DETAILS TODAY


AUTONA LTD
DEPT ETI 12, 81 POPPY ROAD, BRUNCS RISBOROUGH, BUCKS HP27 9DB, FAX: 0844 347102
Carriage add £2.00
Export 10% - minimum £2.00.
Credit Card orders immediate dispatch.
UK orders add V.A.T.
Tel: (0844) 346326

Roline Systems Ltd



AD/DA Conversion Card
12 Bit Res. 16 Channels I/P

From £55




Digital I/O Cards 48 Programmable I/O Lines
(3 Independent 16 Bit Counters)

From £35




Voice Communications Card
Intelligent Telephone Card

From £175



8 Port RS-232 Card with Software

From £115



All in one Programmings

From £455

PC Based Industrial and Lab, Data Acquisition, Control and Measurement, Instrument Cards

AD/DA Cards

Plus Accessories & Software

C.P.U. Boards

Device Programmers

Digital I/O Cards

IEEE 488 Cards

Industrial Chassis

Industrial Control Cards

Interface Convertors

Relay Output Cards

RS 232 Cards

Single, 2, 4, 8, 16, Port

RS 422 Cards

Single, 2, 4, 8, Port

PC ROM Disk Cards

Slot Extender Cards


For further information,

Product/Price List

Call Us On :


Tel: 0902 20267

Roline Systems Ltd
Imex House
Imex Business Park
Upper Villiers Street
Wolverhampton
West Midlands
WV2 4NU




IDE Cache Controllers

From £79



PC ROM Disk Cards up to 1.2 Mb

From £99



PC Video Master

Frame Grabber and VGA to TV Converter From £345

Specialist PC & Multimedia Add-on Cards

PC - Telephone Voice
Communication Cards
Fax Modem Cards
Voice Recognition Cards
Voice Digitiser Cards
TV/Video - PC Adaptor
Video Grabber Cards
Video/TV - PC - Video/TV Cards
Sound Cards

Components

Cases
Floppy Disk Drives
Hard Disk Drives
From 40MB to 2.1GB
Keyboards
Monitors
Mother Boards
Cache Controller Cards
Network Cards
Tape Back Up Units



1.0 GB 3 1/2 HDD

From £785



Fax: 0902 28439

Inside Intel's Pentium



The PC superprocessor

and is fabricated using an 0.8micron BiCMOS process.

The Pentium is, without a doubt, an extremely powerful and complex processor chip. Indeed, as the table in **Development of Intel CPUs over the years** shows it is, in computer processing terms, over 150 times as powerful as the 8086 processor used in the first generation of IBM PCs, and in terms of circuit complexity, in other words the transistor count, over 105 times more complex. So what is involved in all this complex circuitry and why is it so powerful? Also, what does the future hold for this chip and for the next generation of processor chips?

The Pentium design philosophy

The Pentium is the latest in a long line of compatible microprocessor chips from Intel, a line which made its first appearance fifteen years ago in June 1978, with the launch of the 8086. Since then a new generation of microprocessor, each more powerful than the last and yet all capable of running the same software, has appeared at about four yearly intervals.

All these processor chips have been based upon a vary conventional computer architecture which uses a large and complex instruction set to perform a wide range of computational operations. They are a category of computer refereed to as CISC, or Complex Instruction Set Computer, machines.

The Pentium microprocessor chip, launched by Intel earlier this year and now finding its way into many top range PCs, is one of the most complex integrated circuits ever designed and produced. The silicon chip itself is 16mm square and contains over 3.1 million transistors packaged into a massive 2.16in square, 273 pin grid array package. The standard version operates at 60MHz, draws 13W of power

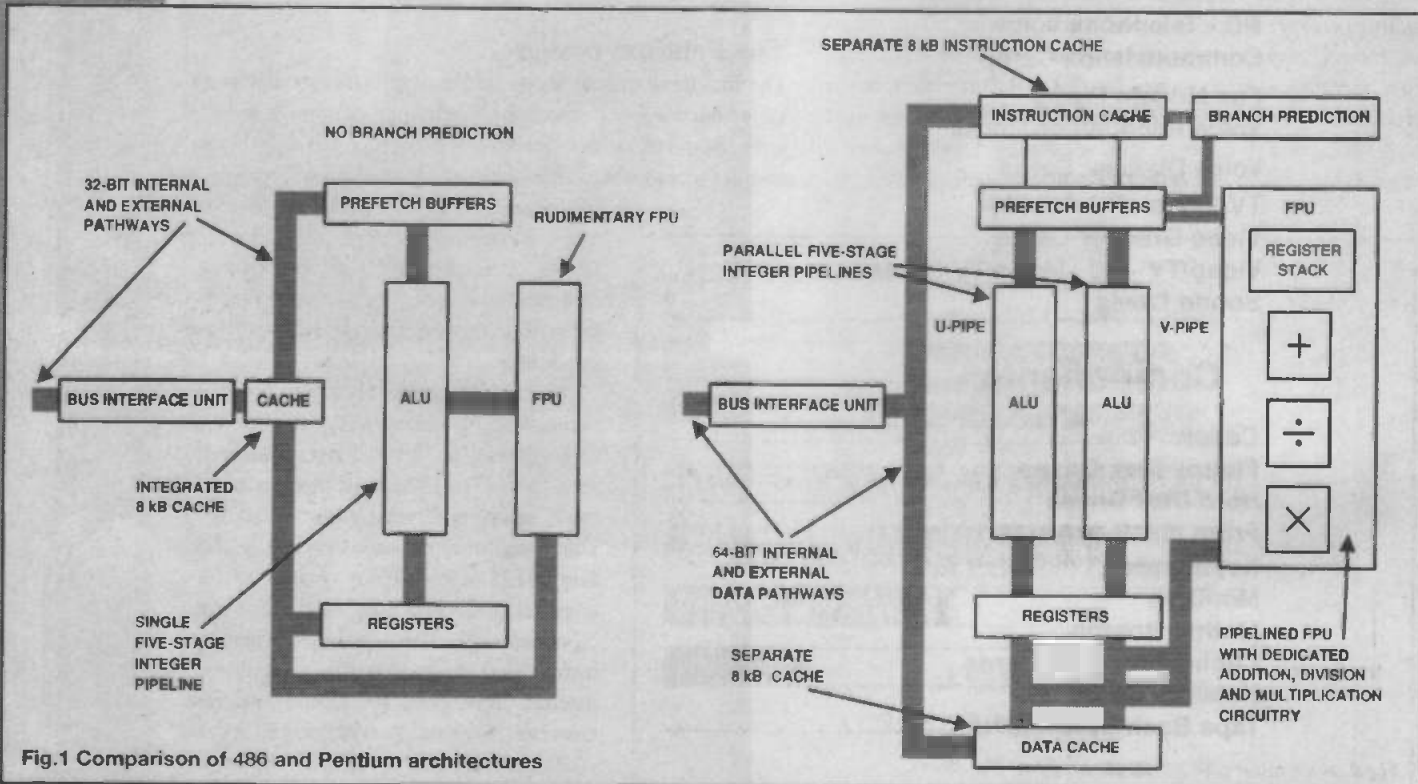


Fig.1 Comparison of 486 and Pentium architectures

However, a complex instruction set also means complex circuitry to decode these instructions and perform the requisite operations. This circuitry allows the processor to carry out operations such as multiplying two numbers together, operations which would otherwise have to be done in software. The result is that a CISC processor achieves high processing throughput in mathematically intensive operations, by using hardware circuitry to perform all but the most complex instructions.

Fifteen years ago CISC architecture was the only viable technique available to Intel's chip designers, so the 8086 was a CISC processor. Within the last five years, however, new architectures have been developed, in particular the RISC, or Reduced Instruction Set Computer, architecture. These new architectures offer very high processing speeds in applications which are not mathematically intensive - see **RISC Vs CISC**.

But the enormous popularity of the IBM PC and the large number of software packages written for 8086 based systems, mean that Intel has been forced to keep software compatibility throughout all five generations of its processor chips. A program written for the 8086 will also run on the 80486, or the Pentium, and it will run a lot faster, but will still employ the same instruction set.

This need for upward and downward compatibility has meant that Intel's designers have, to a large degree, been held hostage by the previous designs. So, in order to increase processor power they have had to resort to using several different techniques. These are increasing the clock speed, increasing the width of the data bus and most recently, introducing techniques which allow two instructions to be computed at the same time.

Probably the most dramatic increase has been in clock frequency, up from just 4.2MHz on the early 8086 based PCs to over 66MHz on a new Pentium based system. Data bus widths have increased less dramatically, up from 16 bits wide on the 8086 to 64 bits wide on the Pentium. The reason why data bus widths have not increased so dramatically is simply that, generally speaking, increases in bus width translate directly into increases in component count. However, both these techniques have in combination accounted for a lot of the improvements in processing speed, but not without raising a number of problems for both the chip designers and those utilising the chip within a computer system - see **Pentium design constraints**.

Development of Intel CPUs over the years

The first sixteen bit CPU designed and produced by Intel was the 8086, and it made its debut in June of 1978. It was launched into a personal computer world dominated by eight bit processors, the Z-80 with its CP/M operating system, and the 6502 used in the AppleII and in the Commodore PET and C64. For a while, usage of the 8086 was confined to low volume specialist computers and control equipment, but it was the processor chip chosen by IBM for its new personal computer.

The IBM PC was the mainframe giant's attempt to regain business lost to the new personal computer companies such as Apple. The choice of the 8086 was a gamble, since it was a new processor chip with no existing software support. However, the fact that it was produced by IBM meant that the PC was seen by software producers as a guaranteed commercial success, a hunch which proved correct and which established the PC as a standard for personal computing, and the 8086 as the standard processor chip for the PC.

The eight bit processors soon disappeared from use leaving users with the choice of the 8086 used in the PC or the 68000 used in the new Apple Macintosh that was produced in response to IBM's PC. As software became more sophisticated, so there was an increased demand for more processing power and Intel produced the more powerful 80286. Then in response to the continuing demand for faster processors, the 386, the 486 and now the Pentium, on average a new generation of chip every 44 months.

The following table shows how these successive generations of Intel processor chips have grown in power and complexity over the fifteen years since the 8086 first appeared and into the future with the P6.

8086	June 1978	.75MIPS	29,000 transistors
80286	February 1982	2.66MIPS	134,000 transistors
80386	October 1985	11.4MIPS	275,000 transistors
80486	August 1989	54 MIPS	1.2million transistors
Pentium	March 1993	112 MIPS	3.1million transistors
P6	1995?	200+MIPS	10million transistors

MIPS stands for Millions of Instructions Per Second, and is a standard measurement of computer power.

The Pentium design

The first thing to note about the Pentium is that the designers have added a few instructions to allow programmers to fully utilise some of the new features of this processor chip. These features include the multiprocessing cache coherent protocol, a CPU identification instruction and an eight byte compare and exchange instruction, for fast sorting. However, these additions aside, the instruction set of the Pentium is the same as the 486, and thus fully software compatible.

If we look at the architecture of the Pentium in comparison with that of the 486, see Fig.1, we can see that there is an enormous difference. The most obvious is that there are two arithmetic logic units, ALUs, in the Pentium as opposed to one in the 486. Each ALU in both chips is more or less identical, with the same five stage integer pipeline design. This is a design where the instructions are executed in a number of discreet stages - Prefetch, Decode, Address Generate, Execute, and Writeback. As the ALU finishes one stage for a given instruction, it moves on to the next stage and in so

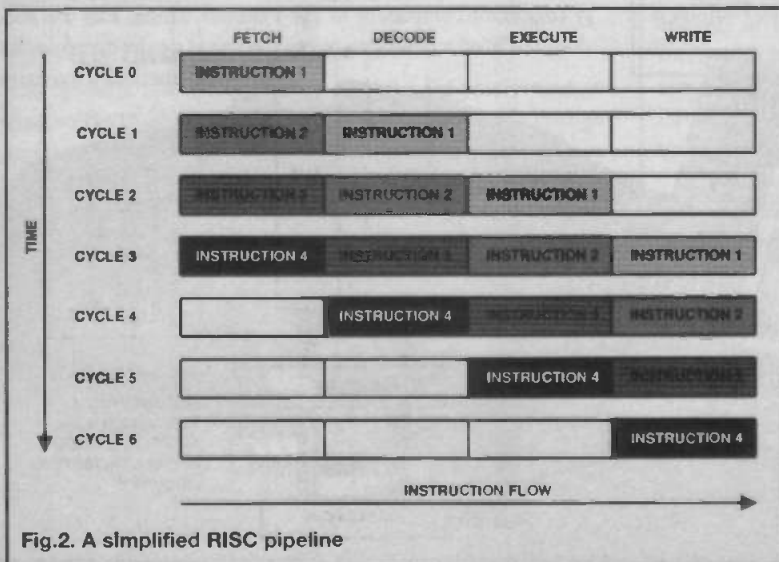


Fig.2. A simplified RISC pipeline

RISC Vs CISC

What makes the performance of one processor different to the performance of another is its architecture. To the end user this architecture is most obvious in terms of the processor's instruction set. We can classify instruction sets used in modern processors into two broad categories - reduced instruction set or RISC architecture processors, and complex instruction set or CISC processors.

The most fundamental difference between these two categories lies in how and when they move operands into memory. A typical CISC processor will let the programmer specify multiple memory operands per instruction. The virtue of this is that there is a reduced need to use processor registers to store temporary values, and registers are the most precious asset in any processor. However, accessing two or three memory based operands per instruction adds considerably to the complexity of that part of the processor which coordinates execution of instructions, the control unit.

This complexity means that the control unit has to be microprogrammed, in other words it is a processor in its own right. The control unit executes a microcoded program which determines how the main processor executes instructions. This means, of course, that the control unit is extremely flexible - change the microcode and one can change the characteristics of the main processor. However, this flexibility is achieved at the expense of a lot of complex circuitry and a considerable reduction in performance.

RISC architecture processors do not include memory accesses in instructions which involve execution by the arithmetic logic unit or floating point unit. In other words, they do not access multiple memory based operands, they take their operands from registers only. Operands are moved between registers and memory by simple load and store instructions. This is far simpler to control and as a result RISC processors do not need the sophisticated microcoded control units found in CISC architecture systems. The result is an enormous reduction in circuit complexity, and a comparable increase in speed.

There are many other variations between CISC and RISC processors, thus most RISC processors use pipelining in order to execute more instructions in a given time by executing them concurrently. However, pipelining is no longer exclusively used in RISC processors. As we have seen it is a technique employed by the Pentium to increase execution speed.

RISC processor designers are now moving beyond the concept of pipelining, to a concept which has so far been confined to use on supercomputers, the superscalar processor. In such a processor (the IBM RISC system 6000 is an example) the pipeline is not subdivided, but duplicated. This means that each functional unit of the processor has its own pipeline and can operate independently of other units. This is a form of parallel processing which can give an enormous boost to performance.

The further development of both RISC and CISC architecture based processor chips is set to continue for many years. It is impossible to sit down and rationally say that one type of chip is better than the other. The truth is that each type of processor has its own particular merits in a particular application. Thus the highly successful British designed Acorn ARM chip, a RISC processor, was the perfect choice for the new Apple Newton, whereas the Pentium is the perfect choice for a top range PC.

doing makes way for the next instruction in the program sequence. It is a design which optimises processing speed and is called a pipeline, because of the way that instructions move through it.

The fact that the Pentium design has two integer ALU pipelines means that it can, in the case of simple commands, execute two instructions at the same time, thus doubling program execution speed. The Pentium takes two instructions at a time and does an initial check to ensure that both are simple instructions, in other words ones where the result of one instruction is not necessary to the execution of the other. If both instructions meet this requirement then they are executed simultaneously. Otherwise only the first instruction of the two is executed in the U pipe ALU.

The fact that two instructions can be executed simultaneously means that there is a theoretical doubling of program execution speed, although in reality not all instructions are simple, so speed improvements are unlikely to ever approach the maximum. However, this feature does offer significant improvements in simple bit/byte manipulation, important in areas such as graphics.

Having two integer ALUs in the Pentium incurs the penalty of forcing the processor to make twice as many accesses to memory for instructions and data as would be necessary with just a single ALU. To overcome problems associated with this, Intel has had to split the 8Kb cache memory (see *What Is Cache Memory*, for a description) used on the 80486 into two, so the Pentium has an 8Kb instruction cache and an 8Kb data cache. It was also found necessary to double the size of both the internal and external data busses to 64 bits, so that each time the Pentium accesses memory it brings in twice the number of instructions or bytes of data as does a comparable 486 memory access.

By splitting the cache into two, Intel has had to utilise some sophisticated techniques to ensure cache coherency between the instruction cache and the data cache. Without such techniques, a lot of problems can be encountered, in particular it makes it very difficult for programmers to use self modifying code.

The two ALU pipes are not absolutely identical. The U pipe includes a barrel shifter for bit level manipulations so that it can execute any 80 x 86 instruction, be it integer or floating point. In fact the U pipe ALU is the beginning of an eight stage pipelined Floating Point Unit, or FPU. The FPU is an extremely important component of the Pentium which, like the 486, does not need a coprocessor chip to speed up the execution of arithmetically intensive



Pentium design constraints


The design of the Pentium posed an enormous number of problems, and integrating this chip into systems that will take full advantage of it, also looks beset with problems. The biggest headache facing engineers is designing a motherboard fast enough to keep up with the processor. Using the 50MHz 486DX processor has already stretched the capability of many designers, a 66MHz Pentium will cause even more problems, and a 100MHz version could well prove to be beyond the capability of most designers.

Indeed, it has been said that the Pentium could mark the end for many clone manufacturers.

As designers move beyond 50MHz, there are an increasing number of considerations which need to be taken into account if a system is to run reliably. There are problems with thermal output, voltage variations, signal losses, RF interference, and TTL signalling. All these conditions become increasingly significant at high speeds and the margin for

error becomes increasingly small. The thermal output of the Pentium alone is a significant factor, as it runs very hot and requires special cooling techniques. A simple fan is no longer enough and designers will have to use thermal modelling software to ensure correct heat dissipation and prevent local hot spots on a board.

Unless designers are very careful, the Pentium's high speed will lead to problems with bottlenecks, which will significantly degrade overall system performance. The data buses will not be fast enough, input/output circuitry will not be fast enough and memory will not be fast enough. To counteract these problems, designers will have to pull every known trick out of the bag. Solutions include much larger blocks of high speed cache memory, maybe as much as 512Kb, and the use of very high speed local bus based designs such as Intel's PCI bus (we will be examining bus systems in a future issue of ETI).



code.

In the past, the need for an arithmetic coprocessor was largely confined to a minority of PC users, users of programs such as AutoCAD where complex graphics images needed large numbers of equally complex mathematical calculations to generate the displays. Today, with the advent of multimedia, digital video and complex graphics creation and manipulation packages, the need to have a processor which can very rapidly handle floating point arithmetic is felt by the majority of PC users. Hence the integration of a sophisticated optimised FPU onto the Pentium chip.

Into the future

The above is just a brief look at how the Pentium processor chip works and how it represents quite a considerable change from earlier generations of Intel processors. It is still not a design which can be described as being at the leading edge of computer architecture, but because it will be the processing power behind the next generation of PCs it is an extremely important product. Upon it will depend the future of computing throughout the world during the next five years.

Of course, within the design department of Intel the Pentium is already considered obsolete. There will be a double speed version of the Pentium just as there is a double speed version of the 486, the 486DX2 - currently, at half the power, the most powerful processor in the Intel range next to the Pentium. Intel designers are also working on a new generation of processor due to make its debut in less than eighteen months and codenamed the P6, which will use over ten million transistors

What is Cache Memory?

As processor chips get faster so they start to encounter one of the major bottlenecks in the design of a modern PC. This is the incompatibility in speed between the fast processor and the much slower memory chips. Processor instruction cycles are now considerably shorter than the access time of the average memory chip.

The solution to this problem has been to use a small intermediary block of memory with very fast access times, fast enough not to slow down the processor. This block of fast RAM is called the cache and is used to store frequently needed information. On a processor chip like the Pentium there are two 8Kb blocks of cache memory actually on the processor chip.

When the processor requests a block of program code or data from memory, the processor will invariably have to wait for the memory to deliver the required information. A copy of this block of information will, however, be stored in cache memory. This means that if the same block of instructions or data is accessed again, then there will be no need for the processor to wait, since it will be accessible from the fast cache memory rather than the slow main memory.

The cache memory on the main processor chip can also be augmented by external or secondary cache memory. This again acts as an intermediary between main memory and processor cache, and consists of very fast RAM chips. Most modern PC designs have room on their motherboards for such external cache memory, indeed some Pentium designs will support up to 512Kb of external cache. Cache memory is also added to video and disk controllers to speed up their performance.

The use of cache memory is a very important tool in the system designers' armoury. It can significantly improve performance, with gains of between 20 and 100 per cent compared with non-cached designs.

on one chip, and offer users over twice as much power as a standard Pentium.

It seems that we are still a long way from seeing an end to the further development of the 80 x 86 family of Intel processors which, for the next decade or more, will power the 50 million or so PCs that are sold every year throughout the world.

POWER AMPLIFIER MODULES-TURNABLES-DIMMERS-LOUDSPEAKERS-19 INCH STEREO RACK AMPLIFIERS

★ PRICES INCLUDE V.A.T. ★ PROMPT DELIVERIES ★ FRIENDLY SERVICE ★ LARGE (A4) S.A.E. 80p STAMPED FOR CATALOGUE ★

OMP MOS-FET POWER AMPLIFIERS HIGH POWER, TWO CHANNEL 19 INCH RACK



THOUSANDS PURCHASED BY PROFESSIONAL USERS

THE RENOWNED MXF SERIES OF POWER AMPLIFIERS
FOUR MODELS:- MXF200 (100W + 100W) MXF400 (200W + 200W)
MXF600 (300W + 300W) MXF900 (450W + 450W)
ALL POWER RATINGS R.M.S. INTO 4 OHMS, BOTH CHANNELS DRIVEN

FEATURES: ★ Independent power supplies with two toroidal transformers ★ Twin L.E.D. VU meters ★ Level controls ★ Illuminated on/off switch ★ XLR connectors ★ Standard 775mV inputs ★ Open and short circuit proof ★ Latest Mos-Fets for stress free power delivery into virtually any load ★ High slew rate ★ Very low distortion ★ Aluminium cases ★ MXF600 & MXF900 fan cooled with D.C. loudspeaker and thermal protection.

USED THE WORLD OVER IN CLUBS, PUBS, CINEMAS, DISCOS ETC.

SIZES:- MXF200 W19"xH3 1/4" (2U)xD11"
MXF400 W19"xH5 1/4" (3U)xD12"
MXF600 W19"xH5 1/4" (3U)xD13"
MXF900 W19"xH5 1/4" (3U)xD14 1/2"

PRICES:- MXF200 £175.00 MXF400 £233.85
MXF600 £329.00 MXF900 £449.15
SPECIALIST CARRIER DEL. £12.50 EACH

OMP X03 STEREO 3-WAY ACTIVE CROSS-OVER



Advanced 3-Way Stereo Active Cross-Over, housed in a 19" x 1U case. Each channel has three level controls, bass, mid & top. The removable front fascia allows access to the programmable DIL switches to adjust the cross-over frequency: Bass-Mid 250/500/800Hz, Mid-Top 1.8/3/5KHz, all at 24dB per octave. Bass invert switches on each bass channel. Nominal 775mV input/output. Fully compatible with OMP rack amplifier and modules.

Price **£117.44 + £5.00 P&P**

STEREO DISCO MIXER SDJ3400SE ★ ECHO & SOUND EFFECTS ★

STEREO DISCO MIXER with 2 x 7 band L & R graphic equalisers with bar graph LED VU meters. MANY OUTSTANDING **FEATURES:** including Echo with repeat & speed control, DJ Mic with talk-over switch, 8 Channels with individual faders plus cross fade, Cue Headphone Monitor, 8 Sound Effects. Useful combination of the following inputs:- 3 turntables (mag), 3 mics, 6 Line for CD, Tape, Video etc.

Price **£144.99 + £5.00 P&P**



SIZE: 482 x 240 x 120mm

PIEZO ELECTRIC TWEETERS - MOTOROLA

Join the Piezo revolution! The low dynamic mass (no voice coil) of a Piezo tweeter produces an improved transient response with a lower distortion level than ordinary dynamic tweeters. As a crossover is not required these units can be added to existing speaker systems of up to 100 watts (more if two are put in series). **FREE EXPLANATORY LEAFLETS ARE SUPPLIED WITH EACH TWEETER.**

TYPE 'A' (KSN1036A) 3" round with protective wire mesh. Ideal for bookshelf and medium sized Hi-Fi speakers. Price £4.90 + 50p P&P.
TYPE 'B' (KSN1005A) 3 1/2" super horn for general purpose speakers, disco and P.A. systems etc. Price £5.99 + 50p P&P.
TYPE 'C' (KSN1018A) 2" x 5" wide dispersion horn for quality Hi-Fi systems and quality discos etc. Price £6.99 + 50p P&P.
TYPE 'D' (KSN1025A) 2" x 6" wide dispersion horn. Upper frequency response retained extending down to mid-range (2KHz). Suitable for high quality Hi-Fi systems and quality discos. Price £9.99 + 50p P&P.
TYPE 'E' (KSN1038A) 3 1/2" horn tweeter with attractive silver finish trim. Suitable for Hi-Fi monitor systems etc. Price £5.99 + 50p P&P.
LEVEL CONTROL Combines, on a recessed mounting plate, level control and cabinet input jack socket. 85x85mm. Price £4.10 + 50p P&P.

ibf FLIGHT CASED LOUDSPEAKERS

A new range of quality loudspeakers, designed to take advantage of the latest speaker technology and enclosure designs. Both models utilize studio quality 12" cast aluminium loudspeakers with factory fitted grilles, wide dispersion constant directivity horns, extruded aluminium corner protection and steel ball corners, complimented with heavy duty black covering. The enclosures are fitted as standard with top hats for optional loudspeaker stands.



POWER RATINGS QUOTED IN WATTS RMS FOR EACH CABINET
FREQUENCY RESPONSE FULL RANGE 45Hz - 20KHz

ibf FC 12-100WATTS (100dB) PRICE £169.00 PER PAIR

ibf FC 12-200WATTS (100dB) PRICE £175.00 PER PAIR

SPECIALIST CARRIER DEL. £12.50 PER PAIR

OPTIONAL STANDS PRICE PER PAIR £49.00

Delivery £6.00 per pair

IN-CAR STEREO BOOSTER AMPS



THREE SUPERB HIGH POWER CAR STEREO BOOSTER AMPLIFIERS
150 WATTS (75 + 75) Stereo, 150W Bridged Mono
250 WATTS (125 + 125) Stereo, 250W Bridged Mono
400 WATTS (200 + 200) Stereo, 400W Bridged Mono
ALL POWERS INTO 4 OHMS
Features: Stereo, bridgeable mono ★ Choice of high & low level inputs ★ L & R level controls ★ Remote on-off ★ Speaker & thermal protection

PRICES: 150W £49.99 250W £99.99
400W £109.95 P&P £2.00 EACH

POSTAL CHARGES PER ORDER £1.00 MINIMUM, OFFICIAL ORDERS FROM SCHOOLS, COLLEGES, GOVT. BODIES, PLCs ETC. PRICES INCLUSIVE OF V.A.T. SALES COUNTER, VISAS AND ACCESS ACCEPTED BY POST, PHONE OR FAX.

OMP MOS-FET POWER AMPLIFIER MODULES

SUPPLIED READY BUILT AND TESTED.

These modules now enjoy a world-wide reputation for quality, reliability and performance at a realistic price. Four models are available to suit the needs of the professional and hobby market i.e. Industry, Leisure, Instrumental and Hi-Fi etc. When comparing prices, NOTE that all models include toroidal power supply, integral heat sink, glass fibre P.C.B. and drive circuits to power a compatible VU meter. All models are open and short circuit proof.

THOUSANDS OF MODULES PURCHASED BY PROFESSIONAL USERS



OMP/MF 100 Mos-Fet Output power 110 watts
R.M.S. into 4 ohms, frequency response 1Hz - 100KHz -3dB, Damping Factor > 300, Slew Rate 45V/uS, T.H.D. typical 0.002%, Input Sensitivity 500mV, S.N.R. -110 dB. Size 300 x 123 x 60mm.
PRICE £40.85 + £3.50 P&P



OMP/MF 200 Mos-Fet Output power 200 watts
R.M.S. into 4 ohms, frequency response 1Hz - 100KHz -3dB, Damping Factor > 300, Slew Rate 50V/uS, T.H.D. typical 0.001%, Input Sensitivity 500mV, S.N.R. -110 dB. Size 300 x 155 x 100mm.
PRICE £64.35 + £4.00 P&P



OMP/MF 300 Mos-Fet Output power 300 watts
R.M.S. into 4 ohms, frequency response 1Hz - 100KHz -3dB, Damping Factor > 300, Slew Rate 60V/uS, T.H.D. typical 0.001%, Input Sensitivity 500mV, S.N.R. -110 dB. Size 330 x 175 x 100mm.
PRICE £81.75 + £5.00 P&P



OMP/MF 450 Mos-Fet Output power 450 watts
R.M.S. into 4 ohms, frequency response 1Hz - 100KHz -3dB, Damping Factor > 300, Slew Rate 75V/uS, T.H.D. typical 0.001%, Input Sensitivity 500mV, S.N.R. -110 dB, Fan Cooled, D.C. Loudspeaker Protection, 2 Second Anti-Thump Delay. Size 385 x 210 x 105mm.
PRICE £132.85 + £5.00 P&P



OMP/MF 1000 Mos-Fet Output power 1000 watts
R.M.S. into 2 ohms, 725 watts R.M.S. into 4 ohms, frequency response 1Hz - 100KHz -3dB, Damping Factor > 300, Slew Rate 75V/uS, T.H.D. typical 0.002%, Input Sensitivity 500mV, S.N.R. -110 dB, Fan Cooled, D.C. Loudspeaker Protection, 2 Second Anti-Thump Delay. Size 422 x 300 x 125mm.
PRICE £259.00 + £12.00 P&P



NOTE: MOS-FET MODULES ARE AVAILABLE IN TWO VERSIONS: STANDARD - INPUT SENS 500mV, BAND WIDTH 100KHz. P&P (PROFESSIONAL EQUIPMENT COMPATIBLE) - INPUT SENS 775mV, BAND WIDTH 50KHz. ORDER STANDARD OR P&P.

LOUDSPEAKERS



LARGE SELECTION OF SPECIALIST LOUDSPEAKERS AVAILABLE, INCLUDING CABINET FITTINGS, SPEAKER GRILLES, CROSS-OVERS AND HIGH POWER, HIGH FREQUENCY BULLETS AND HORNS, LARGE (A4) S.A.E. (80p STAMPED) FOR COMPLETE LIST.

McKenzie and Fane Loudspeakers are also available.

EMINENCE- INSTRUMENTS, P.A., DISCO, ETC

ALL EMINENCE UNITS 8 OHMS IMPEDANCE
8" 100 WATT R.M.S. ME8-100 GEN. PURPOSE, LEAD GUITAR, EXCELLENT MID, DISCO. RES. FREQ. 72Hz, FREQ. RESP. TO 4KHz, SENS 97dB. PRICE £32.71 + £2.00 P&P
10" 100 WATT R.M.S. ME10-100 GUITAR, VOCAL, KEYBOARD, DISCO, EXCELLENT MID. RES. FREQ. 71Hz, FREQ. RESP. TO 7KHz, SENS 97dB. PRICE £33.74 + £2.50 P&P
10" 200 WATT R.M.S. ME10-200 GUITAR, KEY'D, DISCO, VOCAL, EXCELLENT HIGH POWER MID. RES. FREQ. 65Hz, FREQ. RESP. TO 3.5KHz, SENS 99dB. PRICE £43.47 + £2.50 P&P
12" 100 WATT R.M.S. ME12-100LE GEN. PURPOSE, LEAD GUITAR, DISCO, STAGE MONITOR. RES. FREQ. 49Hz, FREQ. RESP. TO 6KHz, SENS 100dB. PRICE £36.64 + £3.50 P&P
12" 100 WATT R.M.S. ME12-100LT (TWIN CONE) WIDE RESPONSE, P.A., VOCAL, STAGE MONITOR. RES. FREQ. 42Hz, FREQ. RESP. TO 10KHz, SENS 98dB. PRICE £36.87 + £3.50 P&P
12" 200 WATT R.M.S. ME12-200 GEN. PURPOSE, GUITAR, DISCO, VOCAL, EXCELLENT MID. RES. FREQ. 58Hz, FREQ. RESP. TO 6KHz, SENS 98dB. PRICE £46.71 + £3.50 P&P
12" 300 WATT R.M.S. ME12-300GP HIGH POWER BASS, LEAD GUITAR, KEYBOARD, DISCO ETC. RES. FREQ. 47Hz, FREQ. RESP. TO 5KHz, SENS 103dB. PRICE £70.19 + £3.50 P&P
15" 200 WATT R.M.S. ME15-200 GEN. PURPOSE BASS, INCLUDING BASS GUITAR. RES. FREQ. 46Hz, FREQ. RESP. TO 5KHz, SENS 99dB. PRICE £50.78 + £4.00 P&P
15" 300 WATT R.M.S. ME15-300 HIGH POWER BASS, INCLUDING BASS GUITAR. RES. FREQ. 39Hz, FREQ. RESP. TO 3KHz, SENS 103dB. PRICE £73.34 + £4.00 P&P

EARBENDERS:- HI-FI, STUDIO, IN-CAR, ETC

ALL EARBENDER UNITS 8 OHMS (Except EB8-50 & EB10-50 which are dual impedance tapped @ 4 & 8 ohms)
BASS, SINGLE CONE, HIGH COMPLIANCE, ROLLED SURROUND
9" 80WATT EB9-50 DUAL IMPEDANCE, TAPPED 4/8 OHM BASS, HI-FI, IN-CAR. RES. FREQ. 40Hz, FREQ. RESP. TO 7KHz SENS 97dB. PRICE £8.00 + £2.00 P&P
10" 50WATT EB10-50 DUAL IMPEDANCE, TAPPED 4/8 OHM BASS, HI-FI, IN-CAR. RES. FREQ. 40Hz, FREQ. RESP. TO 5KHz SENS. 99dB. PRICE £13.65 + £2.50 P&P
10" 100WATT EB10-100 BASS, HI-FI, STUDIO. RES. FREQ. 35Hz, FREQ. RESP. TO 3KHz, SENS 96dB. PRICE £30.39 + £3.50 P&P
12" 100WATT EB12-100 BASS, STUDIO, HI-FI, EXCELLENT DISCO. RES. FREQ. 26Hz, FREQ. RESP. TO 3 KHz, SENS 93dB. PRICE £42.12 + £3.50 P&P
FULL RANGE TWIN CONE, HIGH COMPLIANCE, ROLLED SURROUND
5 1/2" 60WATT EB5-60TC (TWIN CONE) HI-FI, MULTI-ARRAY DISCO ETC. RES. FREQ. 63Hz, FREQ. RESP. TO 20KHz, SENS 92dB. PRICE £9.99 + £1.80 P&P
6 1/2" 60WATT EB6-60TC (TWIN CONE) HI-FI, MULTI-ARRAY DISCO ETC. RES. FREQ. 39Hz, FREQ. RESP. TO 20KHz, SENS 94dB. PRICE £10.99 + 1.50 P&P
8" 60WATT EB8-60TC (TWIN CONE) HI-FI, MULTI-ARRAY DISCO ETC. RES. FREQ. 40Hz, FREQ. RESP. TO 18KHz, SENS 99dB. PRICE £12.99 + £1.50 P&P
10" 60WATT EB10-60TC (TWIN CONE) HI-FI, MULTI-ARRAY DISCO ETC. RES. FREQ. 35Hz, FREQ. RESP. TO 12KHz, SENS 96dB. PRICE £16.49 + £2.00 P&P

TRANSMITTER HOBBY KIT'S

PROVEN TRANSMITTER DESIGNS INCLUDING GLASS FIBRE PRINTED CIRCUIT BOARD AND HIGH QUALITY COMPONENTS COMPLETE WITH CIRCUIT AND INSTRUCTIONS
3W TRANSMITTER 80-108MHz. VARICAP CONTROLLED PROFESSIONAL PERFORMANCE, RANGE UP TO 3 MILES. SIZE 38 x 123mm. SUPPLY 12V @ 0.5AMP. PRICE £14.85 + £1.00 P&P
FM MICRO TRANSMITTER 100-108MHz, VARICAP TUNED, COMPLETE WITH VERY SENS FET MIC. RANGE 100-300m. SIZE 56 x 46mm. SUPPLY 9V BATTERY. PRICE £8.80 + £1.00 P&P



B.K. ELECTRONICS

UNITS 1 & 5 COMET WAY, SOUTHERN-ON-SEA, ESSEX. S52 6TR.

Tel.: 0702 - 527572 Fax: 0702 - 420243

Inventor toroidal transformers 225A 10, 5-0-10.5 primary 0-260-265 secondary £29.95
 LEDs 3mm or 5mm red or green 6p each yellow 1p each
 High intensity red, green or yellow 5mm ... 30p each
 Cable ties ... 1p each £5.95 per 1000 £49.50 per 10,000
 Small stepping motor 4 phase 12v 7.5" step 50 ohms £38.95
 SAA1027 stepping motor driver chip £4.95
 High quality photo resist copper clad epoxy glass boards.

Dimensions	single sided	double sided
3x4 inches	£0.95	£1.07
4x8 inches	£2.40	£2.68
6x12 inches	£3.37	---
12x12 inches	£10.66	---

Rechargeable batteries
 AA (HP7) 500mAh £0.99
 AA 700mAh £1.95
 C 2AH with solder tags £3.60
 4AH with solder tags £4.95
 1/2AA with solder tags £1.55
 AAA (HP16) 180mAh £1.75
 6AA 500mAh with solder tags £1.55
 D (HP2) 1.2AH £2.50
 C (HP1) 1.8AH £2.20
 PP3 8.4V 110mAh £4.95
 Sub C with solder tags £2.50
 1/3 AA with solder tags (philipsCTV) £1.95

Standard charger charges 4 AA cells in 5 hours or 4Cs or Ds in 12-14 hours + 1xPP3 (1,2,3 or 4 cells may be charged at a time) £5.95
 High power charger as above but charges the Cs and Ds in 5 hours AAs Cs and Ds must be charged in 2s or 4s £10.95
 Special offers please check for availability
 F cells 32dia x 87mm £3.95 F cell with solder tags 1.2v £4.30 42 x 16mm dia 1.2v £1.45
 Stick of 4 171mm x 16mm dia with red & black leads 4.9v £5.95
 4 cell battery 94 x 25mm dia (1/2C cells) £3.50
 Computer grade capacitors with screw terminals 38000uf 20v £2.50
 87000uf 10v £1.95, 68000uf 15v £2.95, 10000uf 16v £1.50, 58000uf 60v £4.95
 7 segment common anode led display 12mm £0.45
 LM2931 at 5.0 low drop out 5v regulator T0220 package £0.85
 7812 and 7912 12v 1A regulators £20.00 per 100
 LM337k TO3 case variable regulator £1.60 £1.10 100
 GaAs FET low leakage current 58873 £12.95 each £9.95 10 + £7.95 100+
 BS250 P channel mosfet £0.45, BC559 transistor £3.95 per 100
 74LS05 hex inverter £10.00 per 100, used 8748 Microcontroller £3.50
 SL952 UHF limiting amplifier LC 16 surface mounting package with data sheet £1.95
 AM27502 £1.25 each 90p 100+, CD4007UB 10p 100+ 6p 1000+
 Sinclair light gun terminated with a jack plug and PP3 clip gives a signal when pointed at 50Hz flickering light with output wave form chart £3.95

DC-DC converter reliability model V12P5 12v in 5v 200ma out 300v input to output isolation with data £4.95 each or pack of 10 £39.50
 Hour counter used 7 digit 240v ac 50 Hz £1.45
 QWERTY Keyboard 58 key good quality switches new £5.00
 Airpax A82903-C large stepping motor 14v 7.5" step 27ohm 68mm dia body 6.3mm shaft £8.95 or £200.00 for a box of 30

Polyester capacitors box type 22.5mm lead pitch
 0.9uf 250vdc 18p each 14p 100+ 8p 1000+
 1uf 250vdc 20p each, 15p 100+, 10p 1000+
 2.2uf 250vdc 30p each, 20p 100+, 15p 1000+
 3.3uf 100vdc 30p each, 10p 100+, 15p 1000+
 1uf 50v bipolar electrolytic axial leads 15p each, 15p 1000+
 0.22uf 250v polyester axial leads 15p each, 7.5p 100+

Philips 123 series solid aluminium axial leads 33uf 10v & 2.2uf 40v 40p each, 25p 100+
 Philips 108 series 22uf 63v axial 30p each, 15p 1000+

Multilayer AVX ceramic capacitors all 5mm pitch 100v
 100pf, 150pf, 220pf, 10,000pf (10n) 10p each, 5p 100+ 3.5p 100+
 500pf compression trimmer 60p
 40uf 370vdc motor start capacitor (dielectric type containing no pcbs) £5.95 or £49.50 for 10
 Welwyn W23 9W 120ohm 35p each 20p 100+
 680 ohm 2W metal film resistor 4p 100+, 2p 100+
 Solid carbon resistors very low inductance ideal for RF circuits
 27ohm 2W, 88ohm 2W 25p each 15p each 100+ we have a range of 0.25w 0.5w 1w and 2w solid carbon resistors please send SAE for list
 Intelegraf 4 digit alphanumeric (5x7 dot 0.145") red LED display
 12 pin 0.8 inch wide package Siemens type DLR1414 £2.50 each £2.00 30+ data sheets £1.00
 AMD 27258-3 Eproms £2.00 each, 1.25 100+
 DIP switch 3PCO 12 pin (ERG SDC-3-023) 60p each 40p 100+
 Disk drive boxes for 5.25 disk drive with room for a power supply light grey plastic 67x268x247mm £7.95 or £49.50 for 10
 Hand held ultrasonic remote control £3.95
 CV2485 gas relay 30 x 10mm dia with 3 wire terminals will also work as a neon light 20p each or £7.50 per 100
 A23 12v battery for car alarms or lighters 75p each £50.00 per 100

All products advertised are new and unused unless otherwise stated
 Wide range of CMOS TTL 74HC 74F Linear Transistors kits rechargeable batteries capacitors tools etc always in stock
 Please add £1.95 towards P&P VAT included in all prices

JPG ELECTRONICS
 276-278 Chatsworth Road
 Chesterfield S40 2BH
 Access Visa Orders:
 (0246) 211 202
 Cutlery welcome

SPECIAL OFFER 14

A Christmas present from ETI that you'll still be enjoying in 1995!

for the price of 12...

This christmas we have a very special gift for our readers. If you take out a subscription to your favourite electronics magazine we'll give you 14 issues for the price of 12... that's 2 extra months of the most current electronics magazine available... a saving of £3.90 and free postage anywhere in the U.K!

Hurry, Hurry,

Grab this chance to treat yourself and save or get a friend a present you know they'll appreciate... 14 months of ETI delivered to their door! But hurry, this offer closes 2/12/93. Have a Merry Christmas & Happy New Year from ETI!



THIS IS THE COUPON

that brings the 1993-94 CATALOGUE

140 pages, A4, copiously illustrated, bang up to date and with bonus vouchers. Send cheque/PO for £1.50

that brings the SERVICE

with choice of very wide ranges of famous-name quality electronic components and associated gear sent promptly on receipt of your order. A service

that ElectroValue


have been providing constructors with continuously since 1965. With this Catalogue, you will find our service the best ever. Send for your copy NOW!

ELECTROVALUE LTD., 3 CENTRAL TRADING ESTATE, STAINES TW18 4UX Telephone 0784 442253 Fax 0784 460320

I enclose cheque/PO/Credit Card No.
 value £1.50 to your 1993-94 Catalogue
 Name
 Address
 Post Code TE 2

Your Christmas gift order form. (COMPLETE IN BLOCK CAPITALS)
 Yes! I would like to re/subscribe to ETI for 1 year (quote subscription number if renewing.....)
 For myself For a friend
 Please commence my subscription from the Issue.
1 YEAR SUBSCRIPTION RATES (14 ISSUES FOR THE PRICE OF 12!)
 U.K Europe & Eire Sterling O/Seas US \$ Dollars
 ETI £23.40 £29.50 £31 \$56
 I enclose my cheque/P.O. for £..... made payable to ASP or debit my Access/Visa account:

 Signature:..... Expiry:..... Today's date:.....
 My Name:.....
 My Address:..... Post code:.....
 Name: (For gift recipient).....
 Address:..... Post code:.....
 Please send this coupon and your payment to: Argus Subscription Services, Queensway House, 2 Queensway, Redhill, Surrey, RH1 1QS.
 Or call or hotline: 0737 768611. You may receive further information about offers and services which may be of interest to you. (ETI/121)



Electronics and the disabled

How electronics can be used to help disabled people live fuller lives

There are over six million adults in the UK who are classified as having one or more disabilities. That means over six million people who are unable to live their lives to the full, for some reason or other. They might be blind, or deaf, unable to walk or move and yet be as mentally alert and able as any non-disabled person. For such people life can be a long sequence of frustrating experiences and unfulfilled desires.

However, we can do something to help such people, we can use the technology that has been developed to give them back some of the freedom which the rest of us take for granted. Freedom which means that the disabled can do things without having to rely on the help of others. Freedom to take up a job and with it the independence, the self respect, and the social interaction with other people that comes from working for a living.

We have all seen and admired the way in which the renowned physicist Dr Stephen Hawking has overcome his disabilities with the aid of a computer and speech synthesiser to continue working, writing and lecturing in different venues across the world. Without that technology he would be denied the freedom to continue working and we would be denied access to his intellect and genius.

The kind of technology which has been applied to assist Professor Hawking could equally well be applied to helping a great many of the 6 million disabled people in this country. It

can be used within limits to let the blind read, let the deaf hear, let the dumb speak and the physically disabled move. The technology to do this is neither particularly complex, nor particularly expensive, but with the exception of hearing aids, such technology is, by and large, not available commercially. Unfortunately, disabled people and their families cannot walk into Dixons and buy such systems, neither can they get the NHS to provide it.

One reason why electronic systems aimed at helping the disabled are not considered to be potential commercial products is that every disability, indeed every disabled individual, has their own special requirements. Thus, although there may be six million disabled people in the country, with the exception of those who are either deaf or blind, only a few thousand of them may share exactly the same requirement. The result is that devices designed to help the disabled are invariably tailored to the requirements of the individual. In consequence commercial devices are very expensive, hence the reason why they are not available on the NHS.

This is an area wherein the electronics hobbyist can help by building and designing such systems. We have the technology and, as individuals knowledgeable about electronics, we are in an ideal position to apply that technology. In this way we can help disabled friends, relatives and individuals in our local community to lead fuller and more productive lives.

Types of system

Most disabled people share one problem in common, difficulties in communications with people and everyday things which all of us take for granted at home and at work. A blind person cannot read an ordinary book or newspaper, watch the television or use a computer screen. Someone who is deaf or dumb cannot use the telephone, or hold a verbal conversation with someone. Those who are motor-disabled (unable to use one or all of their limbs) may be able to see, hear, and speak, but they might find it impossible to perform simple actions like switching on a light, writing a letter, or using a computer keyboard.

Improving communications is therefore the key to helping most people who have a physical disability. For all but the most profoundly deaf, hearing aids can be used to amplify sound and thus make best use of what hearing capability there is. For the blind, texts in Braille, and more recently Braille reading machines, have made reading possible. For other forms of disability we can use technology, in particular the personal computer coupled with appropriate electronic circuitry, to improve communications in many different ways.

As an example we can use a voice synthesiser connected to a PC to give someone with speech problems, caused by something like cerebral palsy, the ability to communicate verbally and make use of the phone. Similarly, a single switch system and some electronics can allow a quadriplegic capable of just minimal head movements, to use a PC to write letters, dial up friends on the phone, switch lights and other electrical devices off and on, and in general control the world around the individual.

It is the latter application which we will be looking at in the project part of this article. In future months we will be looking at a number of other systems which can be constructed at minimal cost to help disabled people. We will be looking at speech synthesisers, at voice input, and remote actuators.

Project description

This is a very basic system designed to help individuals with severe physical disability, for example someone who is completely paralysed as the result of an accident, or someone suffering from a muscular disease. Such individuals may well be capable of a very small amount of movement, slight hand pressure, or head movement, but are unable to manage a conventional keyboard.

What this project does is to combine a simple interface circuit with a computer program to create a system whereby a single microswitch can be used to replace a conventional keyboard. A microswitch which can be closed with a very small amount of pressure and is therefore an acceptable input device for someone with this type of severe physical disability.

The project is intended for a conventional PC with a parallel I/O board that is based around the 8255 PPI chip. The parallel I/O board project in this issue is suitable, as is Maplin's Programmable PC I/O Card (available from Maplin as a kit, price £21.95).

The output from the 8255 PPI consists of three eight bit bi-directional I/O ports. This project uses all eight lines of port C as output and one line from port A as input. The input is to the

microswitch, and the eight output lines are used to control a number of relays that can be used to control other low voltage, low current equipment, such as a transistor radio or a torch type reading lamp. Turning mains equipment off and on requires much more sophisticated circuitry and involves associated safety problems.

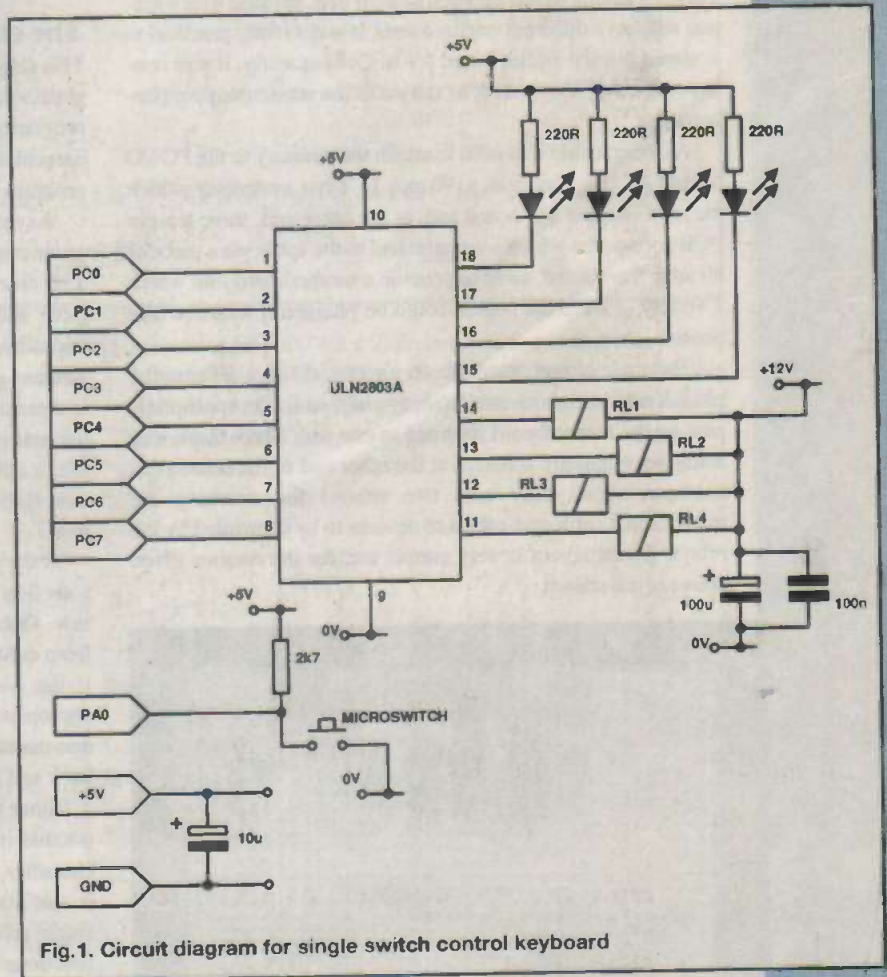


Fig. 1. Circuit diagram for single switch control keyboard

Circuit description

The circuitry for this simple version of a single switch keyboard is shown in Figure 1. It can be divided into two parts, the microswitch circuit and the relay circuit with its associated indicator LEDs.

The microswitch circuit is very simple. It is connected to line 0 of port A on the 8255 PPI. When the microswitch is open, this line is held high by being connected to the +5V supply obtained from the PC I/O card. The microswitch itself is connected between line 0 and ground, so that when closed, it pulls the line low.

The relay and indicator circuit is more complex. This circuit allows for the attachment of four relays and four indicator LEDs. Since these devices all require a reasonable driving current they can not be attached directly to the 8255. The correct driver current is provided by an octal Darlington driver chip, the ULN2803A, the inputs to this chip being connected directly to the eight lines of port C on the 8255, and the outputs to four LEDs and four relays.

The LEDs, the common miniature red variety, are connected between the top four ULN2803A output lines and the +5V supply from the PC I/O card, each LED is connected in series with a 220ohm resistor to ensure the correct drive current. The four relays are sub-miniature types, the FM91Y from Maplin,


which require a power supply of 12V for the relay coil. This is provided by a 12V battery. Note that the battery ground is connected to the ground from the PC and to pin 9 of the ULN2803A.

Project construction

This is a simple demonstration system and, because every system will have different requirements, it is not really practical to design a printed circuit board for it. Consequently, it was constructed using Veroboard, as shown in the accompanying photograph.

A ribbon cable was used to attach the circuitry to the PC I/O board. At one end was a 40 pin D Type connector which plugged into the I/O board and, at the other end, three ten pin PCB connectors which were attached to the cable via a piece of 39 strip Veroboard, so as to provide a motherboard into which a variety of different boards could be plugged if required (see photo).

The main circuit was built on a piece of 100 x 100mm 0.1 pitch Veroboard, with two ten-way plugs to fit the appropriate pins on the motherboard soldered to one end. Three three-way screw terminals are soldered at the other end of the board (this example circuit only uses two relays) for attaching the microswitch cable and cables to devices to be controlled by the relays. Board layout is very simple and for the reasons given above is not shown.



The microswitch is a simple normally open type. How this switch is actually used depends upon the disability of the user. It could be mounted within a simple hand grip made from foam rubber, so that a very small amount of hand pressure would close the contacts, or the body of the switch could be mounted to some rigid structure and an arm connected to the lever so that contacts could be closed by a small amount of head movement. Conversely, other types of microswitch could be used, such as the pressure sensor switches used in some washing machines. These could be activated with a suck/blow type system. This is an area where inventiveness is essential.

The relays in this example can be used to control any low voltage, low current device. Thus, one could modify a portable transistor radio to allow it to be turned on and off simply by cutting the positive voltage battery lead and connecting the two ends via the relay. The relay can then act as an on/off switch. Similarly the 12V battery used to power the relay coils could also be used to power a small torch type reading/night light.

Again this is an area where inventiveness is called for.

Turning mains devices off and on is a lot harder and should only be attempted by those readers with experience in this area. To protect both the user and the computer, opto-isolation should be employed wherever mains devices are controlled by a computer.

The computer program

This simple circuit is controlled via the PC I/O board by a program running on the PC. Included in this article is an example program, written in Microsoft QBASIC and showing the fundamental control principles (with minor modifications, this program should work with all versions of BASIC).

As can be seen from the accompanying screen shot, the program displays a keyboard on the screen as eight rows of thirteen characters, words or commands. A cursor consisting of three asterisks moves up and down the left most column, underlining each character/word/command in turn. This cursor remains on each row for a short period, the duration of which is determined by the delay loop in line 436. Before moving to the next row the program checks the status of the microswitch. If it is still open then the program moves the cursor to the next row. If the current row is the last, then the cursor jumps back to row 1.

If the microswitch is closed, then program control jumps to a section of code which moves the cursor along the selected row. Once again there is a delay between moving the cursor from column to column and the microswitch status is scanned. If the switch is found to have been opened again then the appropriate character/word is displayed, or the appropriate command executed. Otherwise the cursor will simply rotate back and forth along the row.

Since this is a demonstration program the commands incorporated into it are all very simple, things like delete the last character, or send the line of text to an attached printer. There is also a single CTRL command which can be used to turn a single relay and associated LED indicator either off or on. It functions simply as a toggle switch. The specified relay is attached to pin 12 of the ULN2803A and the associated LED to pin 16. They are turned on with the command line:

```
OUT IOREGADD%+2,34
```

and off by:

```
OUT IOREGADD%+2,0
```

The variable CTRL contains the current relay status that allows it to be toggled on and off.

This is a simple programme which is primarily designed to demonstrate the principles of a single key keyboard and device controller. It can be improved and expanded enormously to incorporate all sorts of different functions and can be made a lot more robust - a user will be most unhappy if the program crashes and leaves the system inoperative. Like the circuitry, the program is an area where the designer/developer can profitably use a lot of ingenuity.

Getting it together

This project has not been designed and is certainly not intended to be something built and created in isolation. It is intended to be used in a practical manner to help disabled people. Readers who are interested in taking up this type of project should contact local organisations which are set up to help the disabled. Also try contacting your local hospital or GP (though

```

_A_ _B_ _C_ _D_ _E_ _F_ _G_ _H_ _I_ _J_ _K_ _L_ _M_
_N_ _O_ _P_ _Q_ _R_ _S_ _T_ _U_ _V_ _W_ _X_ _Y_ _Z_
_a_ _b_ _c_ _d_ _e_ _f_ _g_ _h_ _i_ _j_ _k_ _l_ _m_
_n_ _o_ _p_ _q_ _r_ _s_ _t_ _u_ _v_ _w_ _x_ _y_ _z_
***
_._ _' _; _:_ _? _! _(_ _) _* _$ _' _% _#
_0_ _1_ _2_ _3_ _4_ _5_ _6_ _7_ _8_ _9_ _+ _- _=_
_the__an__and__or__but__for__to__from__by__with__he__she__it__
_spc__rtn__prt__del__end__ _CTRL_ _ _ _ _ _

```

please remember that these are very busy people, an initial written approach is probably best), as well as local representatives of national charities.

Readers who do develop applications, or are working on designs may well find it useful to talk to each other. Here, use of the ETI conference on CIX can be a great help, otherwise

write in to ETI and we will do our best to put readers in touch with each other. We will also be running more projects of this type over the coming months. If you have done something in this area, let us know, we might well be interested in publishing details.

Nick Hampshire

```

10 REM initialise variables
11 REM there are 79 spaces between the quotes on the next line
12 SPC$ = "
15 CHANGE = 1
20 ROW = 1
25 COL = 1
30 COL = 1
35 CHARCOUNT = 1
36 LNE = 1
38 CTRL = 0
40 REM set up I/O board registers
41 IOREGADD% = &H300
50 OUT IOREGADD% + 3, 144
60 REM set up data arrays
61 DIM AS(8, 13)
65 DIM TEXT$(5)
70 AS(1, 1) = "A": AS(1, 2) = "B": AS(1, 3) = "C": AS(1, 4) = "D": AS(1, 5) = "E": AS(1, 6) = "F": AS(1, 7) = "G": AS(1, 8) = "H": AS(1, 9) = "I": AS(1, 10) = "J": AS(1, 11) = "K": AS(1, 12) = "L": AS(1, 13) = "M"
80 AS(2, 1) = "N": AS(2, 2) = "O": AS(2, 3) = "P": AS(2, 4) = "Q": AS(2, 5) = "R": AS(2, 6) = "S": AS(2, 7) = "T": AS(2, 8) = "U": AS(2, 9) = "V": AS(2, 10) = "W": AS(2, 11) = "X": AS(2, 12) = "Y": AS(2, 13) = "Z"
82 AS(3, 1) = "a": AS(3, 2) = "b": AS(3, 3) = "c": AS(3, 4) = "d": AS(3, 5) = "e": AS(3, 6) = "f": AS(3, 7) = "g": AS(3, 8) = "h": AS(3, 9) = "i": AS(3, 10) = "j": AS(3, 11) = "k": AS(3, 12) = "l": AS(3, 13) = "m"
83 AS(4, 1) = "n": AS(4, 2) = "o": AS(4, 3) = "p": AS(4, 4) = "q": AS(4, 5) = "r": AS(4, 6) = "s": AS(4, 7) = "t": AS(4, 8) = "u": AS(4, 9) = "v": AS(4, 10) = "w": AS(4, 11) = "x": AS(4, 12) = "y": AS(4, 13) = "z"
84 AS(5, 1) = ".": AS(5, 2) = ",": AS(5, 3) = ";": AS(5, 4) = ":": AS(5, 5) = "?": AS(5, 6) = "!": AS(5, 7) = "(": AS(5, 8) = ")": AS(5, 9) = "*": AS(5, 10) = "$": AS(5, 11) = "%": AS(5, 12) = "#": AS(5, 13) = " "
85 AS(6, 1) = "0": AS(6, 2) = "1": AS(6, 3) = "2": AS(6, 4) = "3": AS(6, 5) = "4": AS(6, 6) = "5": AS(6, 7) = "6": AS(6, 8) = "7": AS(6, 9) = "8": AS(6, 10) = "9": AS(6, 11) = "+": AS(6, 12) = "-": AS(6, 13) = "="
86 AS(7, 1) = "the": AS(7, 2) = "an": AS(7, 3) = "and": AS(7, 4) = "or": AS(7, 5) = "but": AS(7, 6) = "for": AS(7, 7) = "to": AS(7, 8) = "from": AS(7, 9) = "by": AS(7, 10) = "with": AS(7, 11) = "he": AS(7, 12) = "she": AS(7, 13) = "it"
87 AS(8, 1) = "spc": AS(8, 2) = "rtn": AS(8, 3) = "prt": AS(8, 4) = "del": AS(8, 5) = "end": AS(8, 6) = " "
AS(8, 7) = "CTRL": AS(8, 8) = " "
AS(8, 9) = " "
AS(8, 10) = " "
99 REM 3 spaces between the quotes above
100 REM main calling routine
110 GOSUB 200
115 COL = 1
116 ROW = 1
117 CHANGE = 1
120 GOSUB 400
125 CHANGE = SWSTAT%
130 GOSUB 600
140 GOSUB 800
150 GOTO 115
199 REM
200 REM display screen
201 REM
205 CLS
210 FOR X = 1 TO 8
220 FOR Q = 1 TO 13
230 LOCATE X * 2, Q * 5
235 REM 2 spaces
240 PRINT " "; AS(X, Q); " ";
250 NEXT Q
260 NEXT X
290 RETURN
399 REM

```

Set-up Variables

Lines 10-87 define the variables used by the programme. Line 12 contains a single line of blank spaces for text deletion. Lines 41 and 50 set up the I/O board at address \$300 hex so that Port A is defined as input and Port C as output. Lines 70-87 contain the data array used to set up the keyboard.

Display Screen

This simply takes the data stored in array AS(8,13) and places each character/word/command at the correct position on the screen.

```

400 REM vertical cursor movement
401 REM
420 FOR ROW = 1 TO 8
425 V = (ROW * 2) + 1
426 H = COL * 5
430 LOCATE V, H
435 PRINT *****
436 FOR Q = 1 TO 200
440 GOSUB 1000
450 IF SWSTAT% CHANGE THEN RETURN
456 NEXT Q
470 LOCATE V, H
475 REM 4 spaces
480 PRINT " "
520 NEXT ROW
530 GOTO 420
599 REM
600 REM horizontal cursor
601 REM
620 FOR COL = 1 TO 13
625 V = (ROW * 2) + 1
626 H = COL * 5
630 LOCATE V, H
635 REM 2 spaces after the ''s
640 PRINT "**** "
645 FOR Q = 1 TO 200
650 GOSUB 1000
660 IF SWSTAT% CHANGE GOTO 740
666 NEXT Q
670 LOCATE V, H
675 REM 4 spaces between the quotes
680 PRINT " "
720 NEXT COL
730 GOTO 620
740 LOCATE V, H
745 REM 5 spaces between the quotes
750 PRINT " "
760 RETURN
799 REM
800 REM character input
801 REM
810 CHARCOUNT = LEN(TEXT$(LNE))
815 IF CHARCOUNT > 75 THEN GOSUB 880
830 LOCATE LNE + 18, 1
835 X$ = AS(ROW, COL)
840 IF X$ = "spc" THEN X$ = " "
845 IF X$ = "rtn" THEN GOSUB 880: RETURN
850 IF X$ = "del" THEN TEXT$(LNE) = LEFT$(TEXT$(LNE), LEN(TEXT$(LNE)) - 1): GOTO 870
855 IF X$ = "prt" THEN GOSUB 900: RETURN
856 IF X$ = "end" THEN END
858 IF X$ = "CTRL" THEN GOSUB 950
860 TEXT$(LNE) = TEXT$(LNE) + X$
875 REM 3 spaces between the quotes
870 PRINT TEXT$(LNE); " "
875 RETURN
880 REM carriage return line feed
881 LNE = LNE + 1
882 IF LNE > 5 THEN GOTO 888
883 LOCATE LNE + 18, 1
884 PRINT SPC$
886 RETURN
888 LOCATE 24, 1
890 PRINT "Print buffer full - print out"; : GOTO 906
900 REM print text
902 LOCATE 24, 1
903 REM 17 spaces after word text
904 PRINT "printing text
906 FOR Q = 1 TO 5
908 LPRINT TEXT$(Q)
910 TEXT$(Q) = ""
912 NEXT Q
914 LNE = 1
916 LOCATE 24, 1
918 PRINT SPC$;
920 LOCATE LNE + 18, 1
922 PRINT SPC$
930 RETURN
950 REM control routine
956 IF CTRL = 0 THEN CTRL = 1: GOTO 970
958 IF CTRL = 1 THEN CTRL = 0: GOTO 980
960 RETURN
970 REM turn device on
974 OUT IOREGADD% + 2, 40
976 X$ = ""
978 RETURN
980 REM turn device off
984 OUT IOREGADD% + 2, 0
986 X$ = ""
988 RETURN
999 REM
1000 REM switch input routine
1001 REM
1020 SWSTAT% = INP(IOREGADD%)
1030 SWSTAT% = SWSTAT% AND 1
1060 RETURN

```

Move Cursor

The code between lines 400 and 599 moves the cursor vertically. Between lines 600 and 799 horizontally. Delay loops in lines 436 and 645. Variables V and H determine the current vertical and horizontal cursor positions.

Input Character/Word/Command

Selected characters/words are displayed at the bottom of the screen, a buffer allows up to five 75 character lines of text, when the buffer is full its contents are output to the attached printer. Lines 840-856 parse the string returned by the keyboard selection code to check for commands.

Execute Commands

Lines 880 through to 999 contain a sequence of command execution routines.

Check For Switch Closure

The code between lines 1000 and 1060 look at line 0 of Port A on the 8255 PPI chip in the PC I/O card, and set the variable SWSTAT accordingly.

No need to unsolder components with Robert Penfold's in circuit transistor tester



In Circuit Transistor Tester

Transistor testers range from simple 'go - no go' checkers, through to comprehensive analysers. With discreet transistors being used to a much lesser degree these days, the cost of a complex transistor analyser is difficult to justify. For most purposes, a very simple and inexpensive checker of the type described here is perfectly adequate.

The unit can be used to check npn or pnp silicon transistors, which can be in or out of circuit at the time. A LED indicator

flashes at a rate of a few Hz if a test device is serviceable. A test transistor has gone closed circuit if the LED switches on continuously, or open circuit if the LED fails to switch on at all.

Tester Basics

A simple transistor checker can use the basic arrangement shown in Figure 1. Feeding a small current into the base terminal of a transistor causes a much larger current to flow in its collector circuit. In this case a LED indicator, D1, and a

current limiting resistor, R2, act as the collector load for the test device. The latter is operated as a simple common emitter switch.

In Figure 1(a), the test transistor is biased into conduction by the base current received via R1. The value of R1 is chosen so that any transistor which has at least a moderate amount of gain will produce a strong enough collector current to light D1 at full intensity. In Figure 1(b), S1 short circuits the base and emitter terminals of the test device, which ensures that it receives no base current. Now, only minute leakage currents flow to the collector circuit, and D1 fails to light up. In a real transistor checker circuit, S1 is an electronic switch that is controlled by a low frequency oscillator. The LED indicator should flash in sympathy with S1 as it switches on and off.

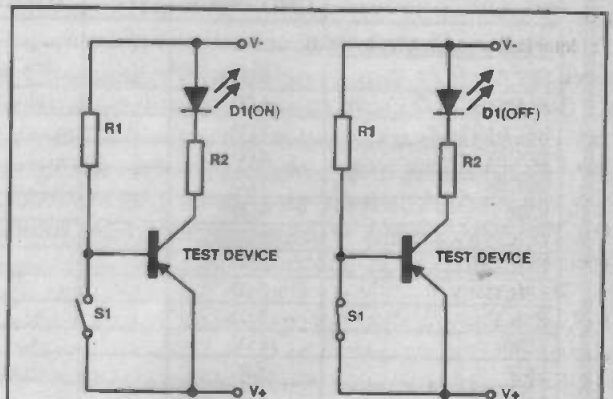


Fig.2 The pnp equivalent to Fig.1. The polarity of D1 and the supply have been reversed.

A faulty test component will produce something other than proper flashing from D1. Probably the most common fault is when a transistor has simply gone open circuit, and applying a base current does not produce a significant increase in the collector current. This fault condition is indicated by D1 failing to switch on at all. Sometimes a transistor that has been 'blown' exhibits a virtual short circuit between the base and collector terminals. This type of fault will be indicated by D1 simply switching on continuously. If the test component has a very low current gain, D1 will flash, but at low brightness.

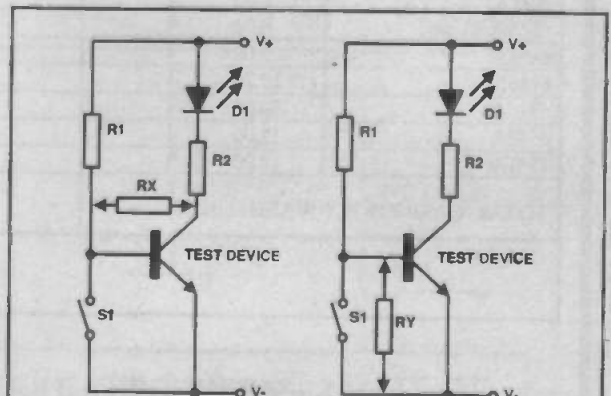


Fig.3 In-circuit resistances can affect results.

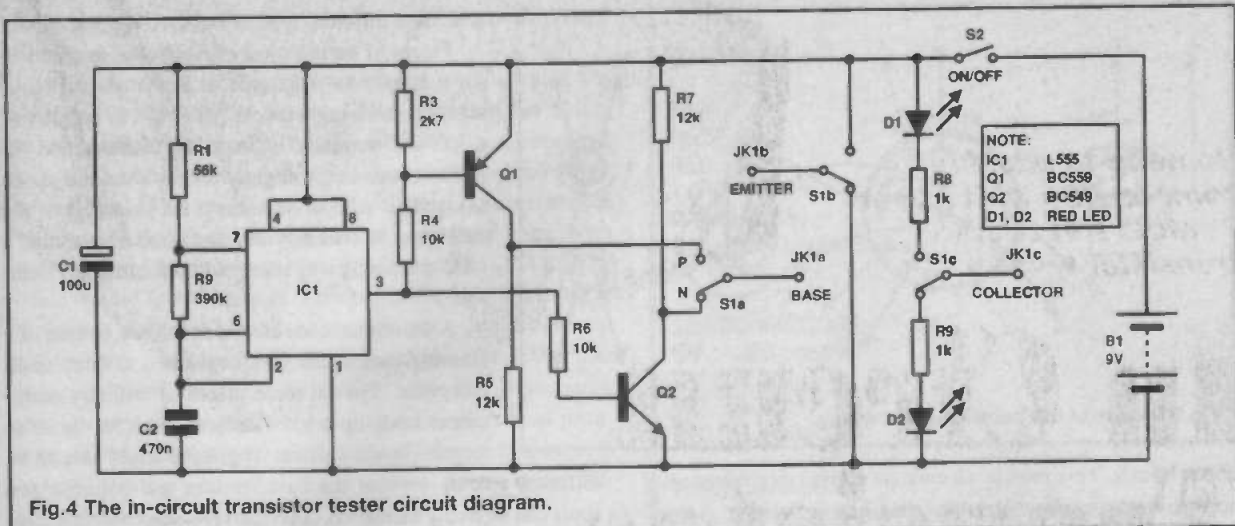


Fig.4 The in-circuit transistor tester circuit diagram.

However, if a supposedly high gain transistor actually exhibits a slightly inadequate but still quite healthy amount of current gain, D1 will flash properly. Subtle faults of this kind can only be detected using more sophisticated transistor testing equipment.

The test set-up of Figure 1 is only suitable for npn transistors. For checking pnp devices the slightly modified arrangement of Figure 2 is needed. The supply polarity has been reversed, which in turn necessitates a reversal in the polarity of D1. The circuit is otherwise the same as the original, and it operates in exactly the same way.

Testing transistors which are out of circuit is very straightforward, but there are potential problems when testing devices that are still fitted on a circuit board. There will inevitably be some resistances between the terminals of the test components. These resistances will be provided by the bias resistors, load resistors, etc. in the circuit.

There will often be some resistance across the base and emitter terminals of the test device, as in Figure 3(a). Sometimes this is provided by a bias resistor connected directly between the collector and base terminals. In other instances, this resistance will be present via a more circuitous route.

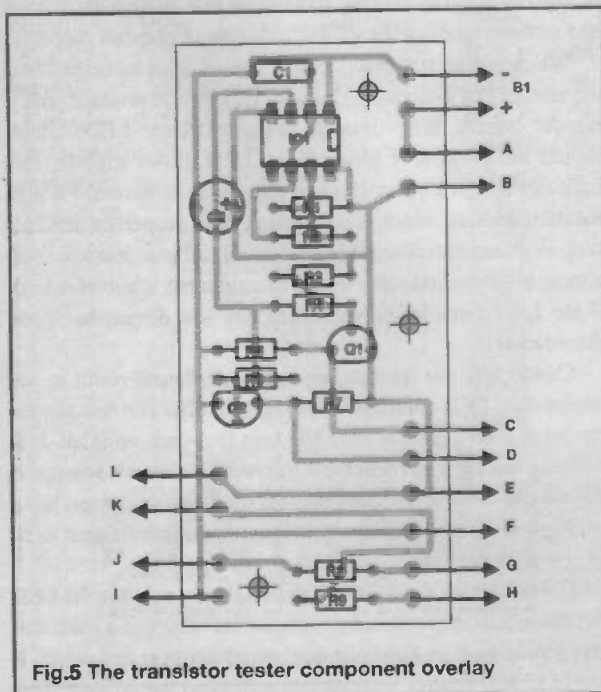


Fig.5 The transistor tester component overlay

Either way, this resistance has the potential to hold the test device in the 'on' state. It is for this reason that the base current is switched off by short circuiting the base and emitter terminals of the test component, rather than simply having the switch in series with R1. By short circuiting the base and emitter terminals, the test device will be switched off regardless of any in-circuit resistances.

Unfortunately, this does not entirely eliminate the problem, since the current flow through S1 and RX will result in D1 being forward biased. In practice this normally produces a current flow that is too low to produce more than a fairly dim glow from D1. However, if D1 does glow slightly during the 'off' half cycles, this is probably not indicative of a faulty device. In fact, this seems to occur in the majority of cases, but the glow from the LED in its 'off' state is usually so slight as to be barely noticeable.

In many circuits there will be a relatively low resistance across the base and emitter terminals of the test component, as in Figure 3(b). This can produce problems due to the potential divider action across R1 and in-circuit resistance RY. The resistance of R1 must be low enough to ensure that a potential of about 0.6V can be achieved at the base of the test device, or the test transistor will fail to switch on. On the other hand, R1 must be high enough in value to prevent D1 being switched on by test transistors which have extremely low current gains. The value of R1 therefore has to be something of a compromise.

Circuit Operation

The circuit diagram for the transistor checker appears in Figure 4. The low frequency oscillator is a standard 555 astable, based on IC1. An ordinary 555 can be used for IC1, but in the interest of good battery life it is better to use a low power type such as an L555, ICM7555 or TLC555CP. The output frequency of IC1 is about 2Hz, and the output waveform is something not far removed from a squarewave.

When S1 is set to the npn mode, TR2 acts as the electronic switch and R7 is the base bias resistor. D1 is the LED indicator and R8 is the current limiting resistor. With S1 set to the pnp mode, TR1 acts as the electronic switch while D2 and R9 act as the LED indicator and current limiting resistor. It would be possible to use the same LED for both modes, but using separate LEDs simplifies the npn/pnp switching, and makes it obvious if the unit is accidentally set to the wrong mode.

Provided that a low power version of the 555 is used for IC1, the standby current consumption of the circuit is only

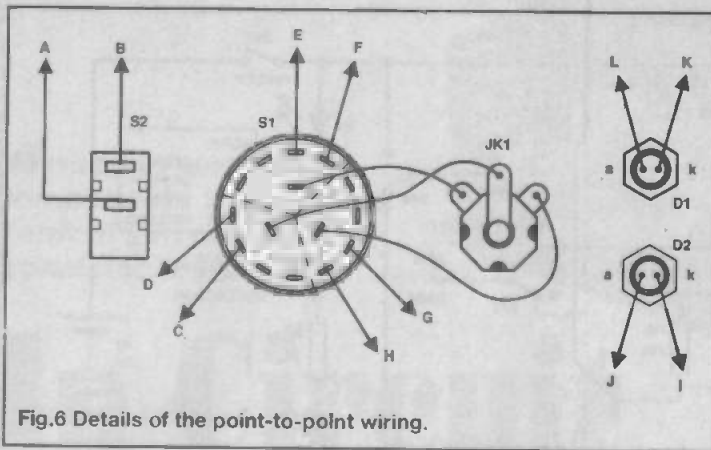


Fig. 6 Details of the point-to-point wiring.

about 1.5mA. This rises to an average current consumption of approximately 6mA when one of the LEDs is flashing. A small (PP3 size) 9 volt battery is therefore adequate as the power source.

Construction

The transistor tester component overlay is shown in Figure 5. Construction of the board should present few problems. Although low power 555s are mostly based on CMOS technology, they have built-in protection circuits that render anti-static handling precautions unnecessary. It is still a good idea to use a holder for IC1, however. C2 must be a small radial type

if it is to fit into the layout properly. Similarly, in order to fit into the layout correctly C1 must be a printed circuit mounting type, having 7.5mm (0.3in) lead spacing. Fit single sided pins to the board at the points where connections to off-board components will be made.

A plastic and metal instrument case measuring about 130 x 132 x 50mm is used as the housing for the prototype transistor checker. This case is somewhat larger than is really necessary and it should be possible to accommodate everything in practically any small project box. As the unit is operating at a very low frequency, the general layout is not critical. Any reasonably neat and sensible layout will do.

S1 is a standard 4 way, 3 pole rotary switch of the 'break before make' variety. Do not use a make before break switch. A switch of this type would briefly short circuit the supply each time it was operated. The adjustable end-stop of S1 is set for two way operation. Of course, any 2 way, 3 pole break before make switch can be used for S1. JK1 is a standard stereo jack socket of the open construction variety. Virtually any three way socket should be suitable.

The hard wiring is shown in Figure 6. This diagram should be used in conjunction with Figure 5 (e.g. point A in Figure 5 connects to point A in Figure 6). It is assumed, in Figure 6, that S1 is a 3 way, 4 pole rotary switch and that JK1 is a standard stereo jack socket. Be careful to connect everything correctly if

you use a different type of switch or socket.

Pieces of multi-coloured ribbon cable are ideal for the point-to-point wiring, but ordinary multi-strand connecting wire can be used. The polarity of a LED is normally indicated by the cathode (k) leadout wire being slightly shorter than the anode (a) leadout wire. If necessary, the polarities of the LEDs can be found by trial and error. Connecting a LED the wrong way round will not cause any damage.

A set of test leads are needed. They consist of a standard stereo jack plug connected to three small crocodile clips via three pieces of ordinary multi-strand hook-up wire. Leads about 0.5m or so in length should suffice. The three leads should be

different colours, so that the base, emitter and collector test leads can be easily identified. Alternatively, use crocodile clips of three different colours. Figure 7 shows the connection carried by each tag of the stereo jack plug.

In Use

At switch-on neither of the LEDs should operate. With S1 at the npn setting (position one) connect the base and collector

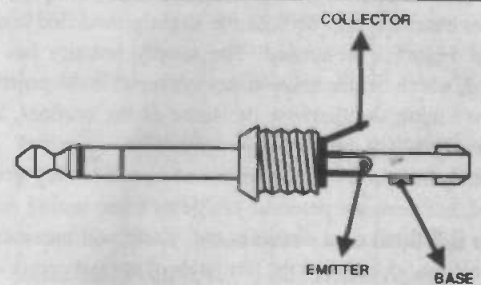


Fig. 7 The stereo jack plug connects to test devices in the manner shown here.

test leads together. D1 should then flash at a rate of around two or three times per second. Set S1 to the pnp position and connect the base and collector test leads together again. This should result in D2 flashing at the same rate. Switch off at once and recheck all the wiring if the unit fails to respond properly.

When testing transistors out of circuit, start by connecting the emitter and collector terminals. This should produce only a minute current flow through the appropriate LED, which should not noticeably glow. If the LED glows slightly, this indicates a high level of leakage. This is quite normal for germanium devices, which makes testing them properly a difficult task. With modern silicon transistors a significant leakage level almost certainly indicates that the component is sub-standard. If the LED turns on continuously, the test device has gone closed circuit.

Connecting the base terminal as well should result in the appropriate LED indicator flashing brightly. The test device has gone open circuit if the LED fails to switch on at all. It is unlikely that the LED will flash at low brightness. However, if this should occur it indicates that the transistor under test has a very low level of current gain. In fact it has too little gain to be of any practical value.

Disconnecting the emitter terminal should result in the LED switching off and remaining switched off. There is a short circuit across the base and collector terminals of the test device if the LED still flashes with no connection to the emitter. This



indicates a serious fault, and means that the test component should be discarded.

The same basic techniques are used for in-circuit tests, but the possible effects of in-circuit resistances mean that results have to be interpreted more liberally. With only the emitter and collector terminals connected, a significant leakage level might be indicated. This could well be due to in-circuit resistances and does not necessarily indicate a faulty test component. With the base terminal connected as well, failure of the LED to flash could be due to low value bias resistors in the circuit. Look at the circuit diagram for the faulty equipment to see if there are any resistors which could be giving problems. Remember that inductors and transformers mostly have low resistances through their windings and are also a potential cause of problems. With low resistances across some of the test component's terminals, there is no option but to remove it from the circuit board prior to testing.

If a component under test gives the right responses, it is almost certainly fully operational. It is probably not worthwhile giving further checks to such a device unless desperation sets in! If a test device fails to give the right responses, then it should be removed from the circuit board so that it can be tested in isolation. A proportion of test components are likely to work properly once removed from the circuit board. In such cases the fault will normally be due to a faulty resistor or capacitor in the circuitry around the test device.

One final point is that testing power transistors using simple transistor checkers tends to be problematic. Power transistors are designed to provide good current gains at high collector currents and they are often inefficient when operated at low

PARTS LIST

RESISTORS

R1 56k
R2 390k
R3 2k7
R4,6 10k
R5,7 10k
R8,9 1k

CAPACITORS

C1 100µ 10V radial elect
C2 470n polyester

SEMICONDUCTORS

IC1 L555 (see text)
TR1 BC559
TR2 BC549
D1,2 Red panel LED

MISCELLANEOUS

S1 4 way, 3 pole rotary (set for 2 way operation)
S2 SPST mini toggle
B1 9V (PP3 size)
JK1 Standard stereo jack socket
Case, control knob, battery clip, 8 pin dill IC holder, stereo jack plug and test leads.

currents. This factor is compounded by the fact that most power types have relatively low current gains anyway. Most power transistors will actually give the right responses when used with this tester, even though it operates with a collector current of only about 7mA or so. However, if a power transistor produces slightly less than normal LED intensity, this does not necessarily mean that it is faulty. **R. Penfold**

PCB DESIGN SOFTWARE

RANGER 1 XT/AT PC Circuit — PCB

From Circuit Design
Through to Artwork
In One Package!

£100

Fully Integrated
AutoRouter

£50

Exchange your easy PC
For a free AutoRouter

RANGER 2 XT/AT + 386 PC

It has all the features you will ever need
at an outstanding price. But now with a new 2
layer 386 Ripup & Retry AutoRouter

£599

Option Pack 100% Router
Simultaneous 6 layer Ripup & Retry
AutoRouter with via Minimisation.
Autocad DXF in & out. GERBER in.

£350

Call us for details & demo disk on 0705 591037



SEETRA



Seetra CAE, Hinton Daubney House, Broadway Lane, Lyvedean, Hants. PO8 0SG

Tel: 0705 591037 Fax 0705 395036

ESR ELECTRONIC COMPONENTS

Station Road, Cullercoats,

Tyne & Wear NE30 4PQ

Tel. 091 251 4363 Fax. 091 252 2296

741 S. Series	4000 Series	TRANSISTORS			LINEAR ICs			SOLDERING IRONS			RF CONNECTORS	
74LS00 £0.14	4000 £0.17	2N1613 £0.31	BC186 £0.33	BD534 £0.47	CA311E £0.28	Antex Soldering Irons				BNC Solder Plug 50R	£0.93	
74LS01 £0.14	4001 £0.17	2N1711 £0.26	BC204C £0.72	BD535 £0.48	CA324 £0.23	M 12 Watt	£8.18			BNC Solder Plug 75R	£0.98	
74LS02 £0.14	4002 £0.17	2N1893 £0.29	BC206B £0.72	BD536 £0.48	CA355 £0.22	C 15Watt	£7.87			BNC Crimp Plug 50R	£0.88	
74LS03 £0.14	4006 £0.32	2N2218A £0.28	BC207C £0.72	BD546 £0.52	CA741CE £0.18	G 18Watt	£8.41			BNC Crimp Plug 75R	£0.88	
74LS04 £0.14	4007 £0.31	2N2219A £0.25	BC208 £0.72	BD548 £0.52	CA747CE £0.39	CS 17Watt	£8.31			BNC Solder Skt	£1.08	
74LS05 £0.14	4008 £0.37	2N2222A £0.18	BC209A £0.72	BD550 £0.53	CA3046 £0.38	X5 25Watt	£8.41			BNC Crimp Plug 50R	£0.88	
74LS06 £0.14	4009 £0.19	2N2646 £0.80	BC212 £0.08	BD507 £0.42	CA3080 £0.72	ST4 Stand	£2.97			PL259 6.2mm	£0.88	
74LS09 £0.14	4010 £0.23	2N2904A £0.25	BC212L £0.08	BD707 £0.90	CA3130 £0.98	35Watt Gas Iron	£11.58			BNC Chassis Skt	£0.80	
74LS10 £0.14	4011 £0.16	2N2907A £0.23	BC213 £0.08	BD720 £0.98	CA3130E £0.98	'Gasal' Gas Iron	£15.28			PL259 5.2mm	£0.88	
74LS107 £0.23	4012 £0.16	2N2907 £0.20	BC213 £0.08	BD733 £0.48	CA3140 £0.56	Low Cost 18 Watt Iron	£3.83			RND UHF socket	£0.68	
74LS109 £0.21	4013 £0.17	2N2926 £0.16	BC213CL £0.08	BD807 £0.60	CA3240 £0.50	Desolder Pump	£3.00			SOR UHF socket	£0.48	
74LS111 £0.21	4014 £0.30	2N3063 £0.27	BC214 £0.08	BD853C £0.47	ICL7621 £1.70	Antistatic Pump	£4.30			F Plug RG58	£0.30	
74LS112 £0.21	4015 £0.31	2N3064 £0.90	BC214L £0.08	BDX54C £0.50	ICM7555 £0.70	225WG 0.5Kg Solder	£7.40			F Plug RG6	£0.27	
74LS113 £0.21	4016 £0.18	2N3055 £0.82	BC237B £0.09	BF180 £0.31	ICM7556 £0.96	185WG 0.5Kg Solder	£6.80			N Plug RG8	£1.60	
74LS114 £0.21	4017 £0.27	2N3440 £0.80	BC238 £0.09	BF182 £0.31	LM301A £0.25	1mm 3 yds Solder	£0.52			N Socket RG8	£1.40	
74LS122 £0.31	4019 £0.19	2N3703 £0.10	BC251 £0.13	BF194 £0.19	LM348N £0.31	Desolder Braid	£0.87			BNC Crimp Pliers	£15.50	
74LS123 £0.31	4020 £0.31	2N3704 £0.10	BC252 £0.13	BF195 £0.19	LF351 £0.36							
74LS125 £0.21	4021 £0.31	2N3705 £0.10	BC261B £0.24	BF244 £0.35	LM358N £0.27							
74LS126 £0.21	4022 £0.32	2N3706 £0.10	BC282B £0.24	BF257 £0.33	LM377 £2.57							
74LS133 £0.14	4023 £0.16	2N3771 £1.46	BC287B £0.30	BF259 £0.33	LM380N £1.12							
74LS132 £0.21	4025 £0.15	2N3773 £1.79	BC308 £0.10	BF337 £0.38	LM381 £2.70							
74LS133 £0.18	4026 £0.59	2N3819 £0.40	BC327 £0.10	BF423 £0.13	LM386 £0.60							
74LS136 £0.16	4027 £0.18	2N3820 £0.66	BC328 £0.10	BF451 £0.19	LM387 £1.60							
74LS139 £0.25	4028 £0.22	2N3904 £0.10	BC337 £0.10	BF459 £0.28	LM392N £0.28							
74LS134 £0.25	4029 £0.27	2N3905 £0.10	BC338 £0.10	BF489 £0.38	LM393N £0.31							
74LS145 £0.56	4030 £0.17	2N3906 £0.41	BC414C £0.10	BFX28 £0.29	LM4145B £0.26							
74LS147 £1.28	4033 £0.58	2N5296 £0.57	BC441 £0.40	BFX85 £0.32	LM3900 £0.72							
74LS148 £0.70	4034 £1.24	2N6321 £0.57	BC463 £0.29	BFY50 £0.28	LM3914 £2.70							
74LS158 £0.14	4035 £0.31	2N6107 £0.60	BC478 £0.32	BFY51 £0.26	LM3915 £2.70							
74LS151 £0.25	4040 £0.29	AC125 £0.30	BC479 £0.32	BFY52 £0.28	MC3340 £0.60							
74LS153 £0.25	4041 £0.29	AC127 £0.30	BC490 £0.24	BS107 £0.21	MC4558 £0.36							
74LS154 £0.70	4042 £0.22	AC128 £0.28	BC516 £0.22	BS170 £0.21	NE531 £1.56							
74LS155 £0.25	4044 £0.35	AC187 £0.46	BC517 £0.20	BSW56 £1.35	NE567N £0.47							
74LS156 £0.25	4044 £0.35	AC188 £0.37	BC527 £0.20	BU0126 £1.30	NE5532 £0.80							
74LS157 £0.25	4046 £0.31	AC177 £3.84	BC528 £0.20	BU205 £1.82	NE5534 £0.66							
74LS158 £0.25	4047 £0.26	AC149 £1.67	BC537 £0.20	BU206A £1.73	T8A120S £0.90							
74LS160 £0.32	4048 £0.31	AD162 £0.92	BC546C £0.08	BU26A £0.88	T8A120S £0.90							
74LS161 £0.32	4049 £0.20	AD162 £0.92	BC547C £0.08	BU560 £2.32	TB4820M £0.39							
74LS162 £0.32	4049 £0.20	BC107 £0.14	BC548C £0.08	BU508A £1.76	TDA2030 £1.35							
74LS163 £0.32	4051 £0.25	BC107B £0.15	BC549C £0.10	BU826 £2.24	TLO81 £0.35							
74LS164 £0.28	4052 £0.25	BC108 £0.13	BC550C £0.08	BU806 £1.38	TLO82 £0.42							
74LS165 £0.48	4053 £0.25	BC108A £0.14	BC555A £0.08	BUJ84 £0.77	TLO84 £0.46							
74LS170 £0.30	4054 £0.66	BC109 £0.17	BC557C £0.08	BUJ90 £1.80	TLO71CP £0.34							
74LS173 £0.24	4055 £0.34	BC109C £0.16	BC558C £0.08	BUJ94 £1.83	TLO72CP £0.34							
74LS174 £0.24	4056 £0.34	BC109C £0.16	BC559C £0.08	MJ11015 £2.11	TLO74CN £0.48							
74LS175 £0.24	4056 £0.34	BC114 £0.41	BC560B £0.08	MJ11016 £2.11	TLO81 £0.33							
74LS190 £0.25	4066 £0.18	BC115 £0.41	BC637 £0.21	MJ2501 £1.60	TLO82CP £0.46							
74LS191 £0.24	4067 £1.91	BC118 £0.41	BC638 £0.21	MJ3001 £1.52	TLO84CN £0.34							
74LS192 £0.24	4068 £0.16	BC132 £0.36	BC640 £0.21	MJE350 £0.42	UNL2004 £0.48							
74LS193 £0.24	4069 £0.20	BC134 £0.36	BCY70 £0.21	MPSA41 £0.82	ZN414Z £1.04							
74LS196 £0.24	4070 £0.17	BC135 £0.36	BCY71 £0.20	MPSA42 £0.17	ZN425E £4.68							
74LS197 £0.24	4071 £0.20	BC140 £0.26	BCV72 £0.20	MRF475 £7.28	ZN426E £2.61							
74LS200 £0.16	4073 £0.17	BC142 £0.31	BD135 £0.20	TIP21 £0.35	ZN427E £8.82							
74LS21 £0.14	4075 £0.17	BC143 £0.34	BD137 £0.22	TIP25 £0.37	ZN428E £8.12							
74LS22 £0.14	4076 £0.30	BC149 £0.12	BD138 £0.22	TIP27 £0.37	ZN435E £5.31							
74LS221 £0.14	4077 £0.17	BC154 £0.36	BD139 £0.23	TIP132 £0.46	ZN448E £7.92							
74LS240 £0.32	4081 £0.14	BC157 £0.12	BD140 £0.24	TIP137 £0.46								
74LS241 £0.32	4082 £0.17	BC159 £0.12	BD150C £0.82	TIP142 £0.46								
74LS242 £0.32	4085 £0.28	BC160 £0.28	BD165 £0.21	TIP147 £1.12								
74LS243 £0.32	4086 £0.26	BC170 £0.16	BD166 £0.35	TIP295 £0.63	2716 £4.46							
74LS244 £0.32	4089 £0.55	BC170B £0.16	BD197 £0.39	TIP29C £0.31	2732 £4.84							
74LS245 £0.33	4093 £0.18	BC171 £0.11	BD201 £0.40	TIP305 £0.63	2712B-20 £3.69							
74LS247 £0.32	4094 £0.31	BC171B £0.18	BD202 £0.40	TIP30C £0.31	2764-25 £0.00							
74LS251 £0.24	4095 £0.56	BC172 £0.13	BD203 £0.40	TIP31C £0.32	2764-25 £2.17							
74LS252 £0.24	4097 £0.31	BC173 £0.18	BD203C £0.20	TIP32C £0.32	2768-25 £2.17							
74LS256 £0.24	4098 £0.31	BC177 £0.18	BD222 £0.40	TIP33C £0.72	2712B-20 £3.15							
74LS258 £0.14	4099 £0.38	BC178 £0.18	BD226 £0.42	TIP41A £0.38	27C128-20 £3.31							
74LS266 £0.15	4052 £0.36	BC179 £0.17	BD232 £0.38	TIP42C £0.38	27Z58-20 £3.15							
74LS27 £0.14	4503 £0.31	BC182 £0.08	BD237 £0.32	TIP47 £0.48	27C256-20 £3.85							
74LS273 £0.32	4508 £0.90	BC182L £0.08	BD238 £0.32	TIP48 £0.62	27C512 £3.69							
74LS279 £0.25	4510 £0.28	BC182L £0.08	BD240B £0.37	TIP50 £0.53	27C010 £4.97							
74LS30 £0.14	4511 £0.32	BC183 £0.08	BD243A £0.50	VN100K £1.60	6116-10 £1.53							
74LS30 £0.14	4512 £0.32	BC183L £0.08	BD244A £0.83	VN66AF £1.50	6116-10 £3.06							
74LS35 £0.25	4514 £0.73	BC183L £0.08	BD246 £1.06	ZTX300 £0.16	62256-10 £5.35							
74LS367 £0.21	4515 £0.33	BC184 £0.08	BD441 £0.41	ZTX500 £0.16	4164-15 £1.78							
74LS388 £0.21	4516 £0.31	BC184L £0.08	BD442 £0.41		41256-10 £2.80							
74LS37 £0.14	4518 £0.27				511000-8 £5.81							
74LS373 £0.32	4521 £0.26				514256-8 £5.61							
74LS374 £0.32	4526 £0.40											
74LS375 £0.32	4527 £0.39											
74LS377 £0.32	4528 £0.40											
74LS378 £0.32	4528 £0.40											
74LS38 £0.19	4529 £0.44											
74LS390 £0.25	4532 £0.32											
74LS393 £0.24	4534 £2.24											
74LS395 £0.26	4538 £0.37											
74LS399 £0.82	4541 £0.33											
74LS40 £0.14	4543 £0.46											
74LS42 £0.25	4555 £0.34											
74LS47 £0.42	4556 £0.34											
74LS51 £0.14	4560 £1.18											
74LS670 £0.69	4566 £1.96											
74LS73 £0.17	4572 £0.25											
74LS74 £0.19	4584 £0.24											
74LS75 £0.19	4585 £0.32											
74LS78 £0.25	4724 £0.70											
74LS83 £0.31	40106 £0.31											
74LS85 £0.35	40193 £0.50											
74LS86 £0.20	40163 £0.48											
74LS90 £0.23	40174 £0.34											
74LS92 £0.36	40175 £0.36											
74LS93 £0.25	40193 £0.60											

PCB EQUIPMENT

UV EXPOSURE UNIT	£67.38
PLASTIC DEVELOPING TRAY	£1.35
PHOTO RESIST AEROSOL SPRAY (100ml)	£3.90
FERRIC CHLORIDE CRYSTALS (0.6kg)	£2.46
ETCH RESIST PEN	£0.72
PCB POLISHING BLOCK	£1.84

CAPACITORS

Ceramic Mini Disc 100 & 63V	
1.0µF to 100µF	
1µF - 1nF £0.06, 1n2-2n7 £0.07.	
10n & 12n £0.07	
Polystyrene 160V 5% 47pF to 10nF	
47p-2n2 £0.09, 2n7-10n £0.12	

D CONNECTORS

Pin	Plug	Socket
9 Pin	£0.29	£0.30
15 Pin	£0.39	£0.38
15 Pin H.D.	£0.81	£0.90
23 Pin	£0.40	£0.49
25 Pin	£0.48	£0.50

COMPUTER ACCESSORIES

Parallel Printer Lead 2m	£5.40
RS232 Lead (all pins) Male - Male	£3.99
RS232 Lead (all pins)	


Surplus always wanted for cash!

THE ORIGINAL SURPLUS WONDERLAND!

Surplus always wanted for cash!

LOW COST PC SPECIALISTS - ALL EXPANDABLE - ALL PC COMPATIBLE

8088 XT - PC99



- 256k RAM - expandable to 640k
- 4.7 Mhz speed
- 360k 5-1/4" floppy
- 2 serial & 1 parallel ports
- MS-DOS 4.01
- Factory burnt-in
- Standard 84 key keyboard
- 12" green screen included
- In good used condition

Optional FITTED extras: 640K RAM £39. 12" CGA colour monitor with card £39. 2nd 5-1/4" 360K floppy £29.95. 20 mbyte MFM hard drive £99.

Only £99.00 (F)

FLOPPY DISK DRIVES

5 1/4" from £22.95 - 3 1/2" from £21.95!

Massive purchases of standard 5 1/4" and 3 1/2" drives enables us to present prime product at industry beating low prices! All units (unless stated) are removed from often brand new equipment and are fully tested, aligned and shipped to you with a 90 day guarantee and operate from standard voltages and are of standard size. All are IBM-PC compatible (if 3 1/2" supported).

- 3.5" Panasonic JU363/4 720K or equivalent £29.95(B)
- 3.5" Mitsubishi MF355C-L. 1.4 Meg. Laptops only £29.95(B)
- 3.5" Mitsubishi MF355C-D. 1.4 Meg. Non laptop £29.95(B)
- 5.25" EXTRA SPECIAL BRAND NEW Mitsubishi MF501B 360K. Absolutely standard fits most computers £22.95(B)
- * Data cable included in price.
- Shugart 800/801 SS refurbished & tested £175.00(E)
- Shugart 851 double sided refurbished & tested £275.00(E)
- Mitsubishi M2894-63 double sided switchable hard or soft sectors- BRAND NEW £250.00(E)

Dual 8" drives with 2 mbyte capacity housed in a smart case with built in power supply! Ideal as exterior drives! £499.00(F)

End of line purchase scoop! Brand new NEC D2246 8" 85 megabyte of hard disk storage! Full CPU control and industry standard SMD interface. Ultra hi speed transfer and access time leaves the good old ST506 interface standing. In mint condition and comes complete with manual. Only £269(E)

THE AMAZING TELEBOX!

Converts your colour monitor into a QUALITY COLOUR TV!



TV SOUND & VIDEO TUNER!

The TELEBOX consists of an attractive fully cased mains powered unit, containing all electronics ready to plug into a host of video monitors made by manufacturers such as MICROVITEC, ATARI, SANYO, SONY, COMMODORE, PHILIPS, TATUNG, AMSTRAD and many more. The composite video output will also plug directly into most video recorders, allowing reception of TV channels not normally receivable on most television receivers (TELEBOX MB). Push button controls on the front panel allow reception of 8 fully tuneable 'off air' UHF colour television or video channels. TELEBOX MB covers virtually all television frequencies VHF and UHF including the HYPERBAND as used by most cable TV operators. Composite and RGB video outputs are located on the rear panel for direct connection to most makes of monitor. For complete compatibility - even for monitors without sound - an integral 4 watt audio amplifier and low level Hi Fi audio output are provided as standard.

- Telebox ST for composite video input monitors £32.95
- Telebox STL as ST but with integral speaker £36.50
- Telebox MB as ST with Multiband tuner VHF-UHF-Cable, & hyperband For overseas PAL versions state 5.5 or 6mhz sound specification. £69.95
- Telebox RGB for analogue RGB monitors (15khz) £69.95

Shipping code on all Teleboxes is (B)
RGB Telebox also suitable for IBM multisync monitors with RGB analog and composite sync. Overseas versions VHF & UHF call. SECAM/NTSC not available.

No Break Uninterruptable PSU's

Brand new and boxed 230 volts uninterruptable power supplies from Denzel. Model MUK 0565-AUAF is 0.5 kva and MUD 1085-AHBH is 1 kva. Both have sealed lead acid batteries. MUK are internal, MUD has them in a matching case. Times from interrupt are 5 and 15 minutes respectively. Complete with full operation manuals. MUK.....£249 (F) MUD.....£525 (G)

286 AT - PC286



- 640k RAM expandable with standard SIMMS
- 12 Mhz Landmark speed
- 20 meg hard disk
- 1.2 meg 5-1/4" floppy
- 1.4 meg 3-1/2" floppy
- EGA driver on board
- 2 serial & 1 parallel ports
- MS-DOS 4.01
- Co-processor socket
- Enhanced 102 key keyboard
- Clock & calendar with battery back up

BRAND NEW AND BOXED!

Only £249.00 (F)

The Philips 9CM073 is suggested for the PC286 and the CM8873 for the PC386. Either may use the SVGA MTS-9600 if a suitable card is installed. We can fit this at a cost of £49.00 for the PC286 and £39.00 for the PC386.

POWER SUPPLIES

Power One SPL200-5200P 200 watt (250 w peak). Semi open frame giving +5v 35a. -5v 1.5a. +12v 4a (8a peak). -12v 1.5a. +24v 4a (6a peak). All outputs fully regulated with over voltage protection on the +5v output. AC input selectable for 110/240 vac. Dims 13" x 5" x 2.5". Fully guaranteed RFE. £85.00 (B)

- Power One SPL130. 130 watts. Selectable for 12v (4A) or 24v (2A). 5v @ 20A. ±12v @ 1.5A. Switch mode. New. £59.95(B)
- Astec AC-8151 40 watts. Switch mode. +5v @ 2.5a. +12v @ 2a. -12v @ 0.1a. 6-1/4" x 4" x 1-3/4". New £22.95(B)
- Greendale 19AB0E 60 watts switch mode. +5v @ 6a. ±12v @ 1a. +15v @ 1a. RFE and fully tested. 11 x 20 x 5.5cms. £24.95(C)
- Conver AC130. 130 watt hi-grade VDE spec. Switch mode. +5v @ 15a. -5v @ 1a. ±12v @ 6a. 27 x 12.5 x 6.5cms. New. £49.95(C)
- Bosher 13090. Switch mode. Ideal for drives & system. +5v @ 6a. +12v @ 2.5a. -12v @ 0.5a. -5v @ 0.5a. £29.95(B)
- Farnell G6/40A. Switch mode. 5v @ 40a. Encased £95.00(C)
- Farnell G24/5S. As above but 24v @ 5a. £65.00(C)

BBC Model B APM Board



£100 CASH FOR THE MOST NOVEL DEMONSTRATABLE APPLICATION

BBC Model B type computer on a board. A major purchase allows us to offer you the PROFESSIONAL version of the BBC computer at a parts only price. Used as a front end graphics system on large networked systems the architecture of the BBC board has so many similarities to the regular BBC model B that we are sure that with a bit of experimentation and ingenuity many useful applications will be found for this board! It is supplied complete with a connector panel which brings all the I/O to 'D' and BNC type connectors - all you have to do is provide +5 and ±12 v DC. The APM consists of a single PCB with most major ic's socketed. The ic's are too numerous to list but include a 6502, RAM and an SAA5050 teletext chip. Three 27128 EPROMS contain the custom operating system on which we have no data. On application of DC power the system boots and provides diagnostic information on the video output. On board DIP switches and jumpers select the ECONET address and enable the four extra EPROM sockets for user software. Appx. dims: main board 13" x 10". I/O board 14" x 3". Supplied tested with circuit diagram, data and competition entry form.

Only £29.95 or 2 for £53 (B)


SPECIAL INTEREST

- Trijo 0-18 vdc bench PSU. 30 amps. New £ 470
- Fujitsu M3041 600 LPM band printer £2950
- DEC LS/02 CPU board £ 150
- Rhode & Schwarz SBUF TV test transmitter 25-1000mhz. Complete with SBTF2 Modulator £6500
- Calcomp 1038 large drum 3 pen plotter £ 650
- Thurby LA 160B logic analyser £ 375
- 1.5kw 115v 60hz power source £ 950
- Anton Pillar 400 Hz 3 phase frequency converter 75Kw POA
- Newton Derby 400 Hz 70 Kw converter POA
- Nikon PL-2 Projection lens meter/scope £750
- Sekonic SD 150H 18 channel Hybrid recorder £2000
- HP 7580A A1 8 pen high speed drum plotter £1850
- Kenwood DA-3501 CD tester, laser pickup simulator £ 350

BRAND NEW PRINTERS

- Microline 183. NLQ 17x17 dot matrix. Full width. £139 (D)
- Hyundai HDP-920. NLQ 24x18 dot matrix full width. £149 (D)
- Qume LetterPro 20 daisy. Qume QS-3 interface. £39.95 (D)
- Centronics 152-2 9 x 7 dot matrix. Full width. £149 (D)
- Centronics 159-4 9 x 7 dot matrix. Serial. 9-1/2" width £ 99 (D)

386 AT - PC386



- 2 meg RAM expanded by slots
- 20 Mhz with 32k cache. Expandable to 64k
- 40 meg hard disk
- 1.2 meg 5-1/4" floppy
- VGA card installed
- 2 serial & 1 parallel ports
- MS-DOS 4.01
- Co-processor socket
- Enhanced 102 keyboard
- Kwik Disk Accelerator Software - FREE

BRAND NEW AND BOXED!

Only £425.00 (F)

MONITORS

14" Forefront Model MTS-9600 SVGA multisync with resolution of 1024 x 768. 0.28 pitch. "Text" switch for word processing etc. Overscan switch included. Ideal for the PC-386 or PC-286 with SVGA card added. Also compatible with BBC, Amiga, Atari (including the monochrome high resolution mode), Archimedes etc. In good used condition (possible minor screen bums). 90 day guarantee. 15" x 14" x 12". Only £159(E)

14" Phillips Model CM8873 VGA multisync with 640 x 480 resolution. CGA, EGA or VGA, digital/analog, switch selectable. Sound with volume control. There is also a special "Text" switch for word processing, spreadsheets and the like. Compatible with IBM PC's, Amiga, Atari (excluding the monochrome high resolution mode), BBC, Archimedes etc. Good used condition (possible minor screen bums) 90 day guarantee. 15" x 14" x 12". Only £139(E)

Phillips 9CM073 similar (not identical) to above for EGA/CGA PC and compats. 640 x 350 resolution. With Text switch with amber or green screen selection. 14" x 12" x 13-1/2" £99(E)

KME 10" high definition colour monitors. Nice tight 0.28" dot pitch for superb clarity and modern styling. Operates from any 15.625 khz sync RGB video source, with RGB analog and composite sync such as Atari, Commodore Amiga, Acorn Archimedes & BBC. Measures only 13.5" x 12" x 11". Also works as quality Tv with our HiB Telebox. Good used condition. 90 day guarantee. Only £125 (E)

KME as above for PC EGA standard. £145 (E)
Brand new Centronic 14" monitor for IBM PC and compatibles at a lower than ever price! Completely CGA equivalent. Hi-res Mitsubishi 0.42 dot pitch giving 669 x 507 pixels. Big 28 Mhz bandwidth. A super monitor in attractive style moulded case. Full 90 day guarantee. Only £129 (E)

NEC CGA 12" IBM-PC compatible. High quality ex-equipment fully tested with a 90 day guarantee. In an attractive two tone ribbed grey plastic case measuring 15" L x 13" W x 12" H. The front cosmetic bezel has been removed for contractual reasons. Only £69 (E)

20", 22" and 26" AV SPECIALS
Superbly made UK manufacture. PIL all solid state colour monitors, complete with composite video & sound inputs. Attractive teak style case. Perfect for Schools, Shops, Disco, Clubs. In EXCELLENT little used condition with full 90 day guarantee. 20"....£135 22"....£155 26"....£185 (F)

CALL FOR PRICING ON NTSC VERSIONS!

Superb Quality 6 foot 40u 19" Rack Cabinets

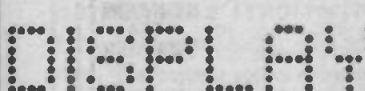
Massive Reductions

Virtually New, Ultra Smart!

Less Than Half Price!

Top quality 19" rack cabinets made in UK by Optima Enclosures Ltd. Units feature designer, smoked acrylic lockable front door, full height lockable half louvered back door and removable side panels. Fully adjustable internal fixing struts, ready punched for any configuration of equipment mounting plus ready mounted integral 12 way 13 amp socket switched mains distribution strip make these racks some of the most versatile we have ever sold. Racks may be stacked side by side and therefore require only two side panels or stand singly. Overall dimensions are 77-1/2" H x 32-1/2" D x 22" W. Order as:
Rack 1 Complete with removable side panels.....£275.00 (G)
Rack 2 Less side panels.....£145.00 (G)

1992 Winter Issue of Display News now available - send large SAE - PACKED with bargains!



MAIL ORDER & OFFICES
Open Mon-Fri 9.00-5.30
Dept ET.32 Biggin Way,
Upper Norwood,
London SE19 3XF.

LONDON SHOP
Open Mon-Sat 9-5.30
Thursday till 9.00pm
215 Whitehorse Lane,
South Norwood,
London. SE25.

DISTEL © The Original
Free dial up database!
1000's of items+info on line
V21, V22 & V22 bis
081-679-1888

ALL ENQUIRIES
081-679-4414
Fax: 081-679-1927



All prices for UK Mainland. UK customers add 17.5% VAT to TOTAL order amount. Minimum order £10. PO orders from Government, Universities, Schools & Local Authorities welcome-minimum account order £30. Carriage charges (A)=£2.00. (A1)=£3.75. (B)=£5.50. (C)=£8.50. (D)=£11.50. (E)=£14.00 (F)=£18.00 (G)=Call. Scotland surcharge: call. All goods supplied subject to our standard Conditions of Sale and unless otherwise stated guaranteed for 90 days. All guarantees on a return to base basis. Rights reserved to change prices & specifications without prior notice. Orders subject to stock. Quotations willingly given for higher quantities than those stated. Bulk surplus always wanted for cash.

Car Alarm

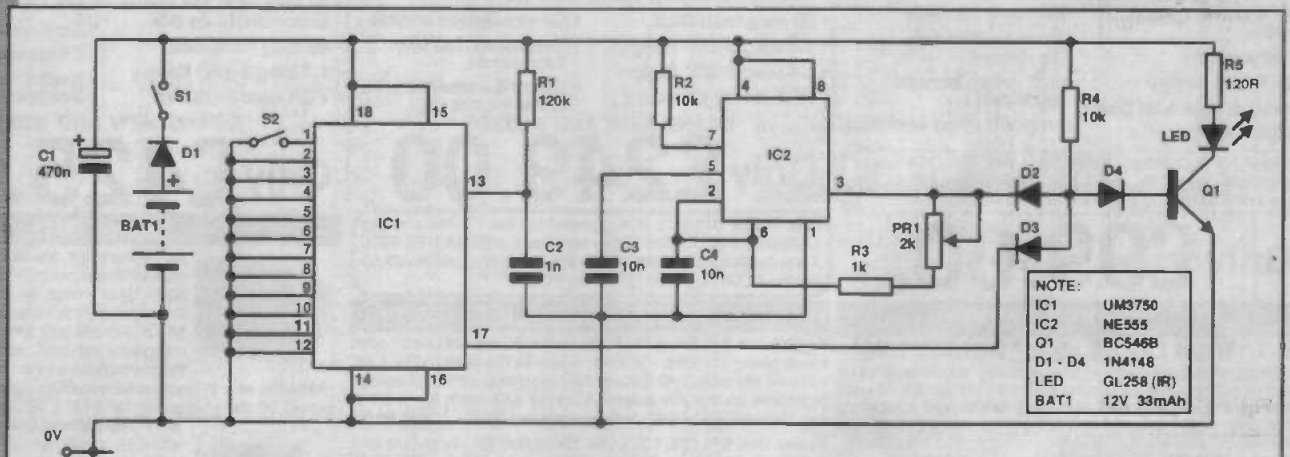


Fig. 1 Circuit diagram of alarm key

Part two of our car alarm project deals with the transmitter

Last month we looked at the actual alarm circuit and how it is fitted into a car. In this issue we look at the remote control transmitter unit which is employed to activate and deactivate the alarm. It is no good having a burglar alarm if the alarm can not distinguish between the legitimate user and the burglar.

The transmitter is in fact an infra red remote control key, for turning the alarm off and on. As such it needs to be small and compact and this design utilises surface mounted components to achieve the required degree of miniaturisation.

Transmitter Design

When initially working on the design of this project, there was a choice of infra red or radio transmission between the portable key unit and the car mounted alarm, but a quick look at the problems involved quickly resolved the choice in favour of

How It Works

Diode D1 is used for two things. When the maximum voltage on UM3750 is 11V, we can use the diode to drop the 12V supply voltage by 1V. It also protects the transmitter from wrong battery connection polarity. The UM3750 is very sensitive to wrong polarity.

Capacitor C1 is very important. It stabilises the supply voltage. If it is not used, then the burstwave would interfere with the UM3750's RC input and the transmitter would not work at all.

S1 is the transmit-button. It must be connected before the stabiliser capacitor as capacitors always leak current.

Finally there are D2, D3, D4, R4, T1, used as an AND-gate to feed burstwaves to the IR diode (LED1) when output is high on IC1. Figure 7. shows how the transmitter works.

infra red. The reason was simply that even if radio transmission is preferred, it is hard to design, bulky and subject to many legal restrictions. Fortunately, an infra red based communication system is perfectly adequate. In virtually all lighting conditions one can achieve a transmission range of 10 metres or more.

The circuit diagram of the transmitter is shown in Figure 6.

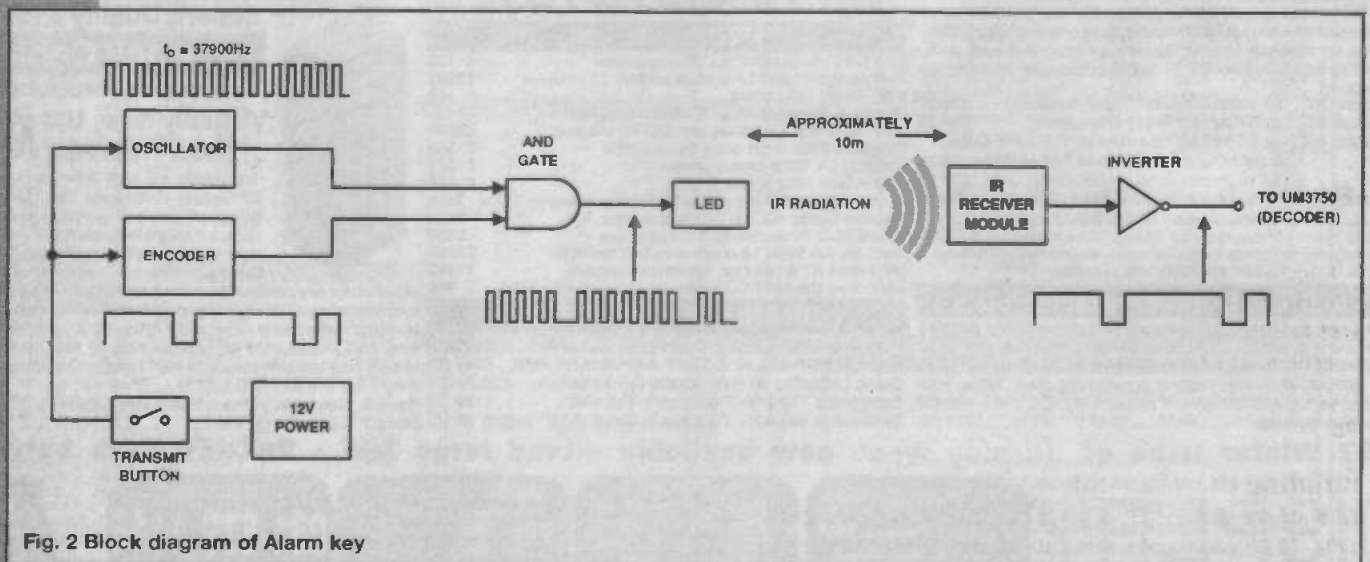


Fig. 2 Block diagram of Alarm key

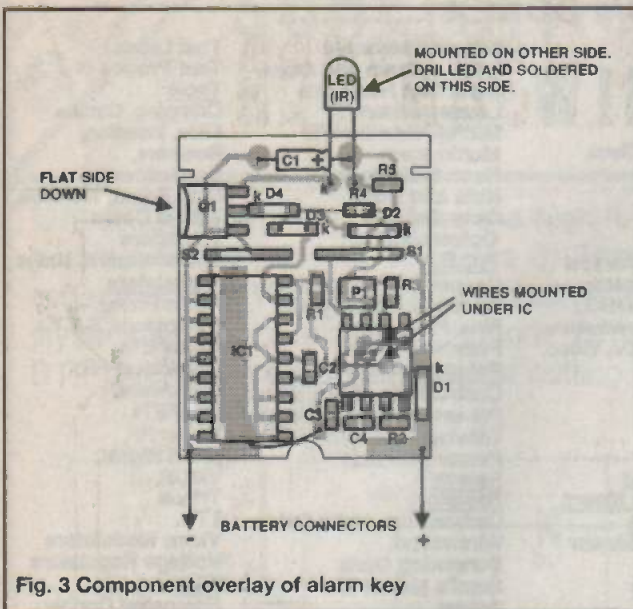


Fig. 3 Component overlay of alarm key

It consists of two integrated circuits. IC 2 is an old favourite which everyone will be familiar with, the NE555 coupled as an astable multivibrator. This is used to provide a good 50% duty cycle burstwave in squarewaves, which is used to supply the IR diode.

At the heart of the transmitter is the 18-pin UM3750 encoder/decoder. The supply voltage for this chip has a wide tolerance and can be anywhere between 3V and 11V. In a portable unit, this is a very useful feature since it means that one does not have to frequently change batteries. The resistor and capacitor are connected to pin 13 which is the RC-oscillator input. These two components must have exactly the same values in both transmitter and receiver.

The HC-NE01 will only detect burstwaves at 37900Hz, this




Fig. 4 How to solder surface mounted devices

is designed to reduce interference between the infra-red transmission and daylight, light bulbs, etc. The NE555 oscillator is used to create a burstwave of this frequency. By turning the potentiometer P1 it is possible to tune the frequency very close to 37900. The more accurate the tuning, the greater the operating distance.

Building the Transmitter

To build the transmitter, you need time, precision, and good tools. The hardest job is soldering all the SMD components. You need a clean soldering iron with a sharp edge. The PCB

must be carefully cleaned and I found it easier to mount both ICs first, since the SMD components are weak.

But the first task is to set the identity code. Cut the same PCB tracks which connect pins 2-12 of the UM3750 that were cut when building the alarm circuit. Note that pin 1 is should be left uncut.

There are two wires under IC2, which must be mounted before the IC itself.

Bend the pins horizontally and cut them in half on both ICs. Make a solder blob on each copper connection on the PCB. Now, place the IC over the solder and warm them up again, so the pins are covered in solder. Start with pin 9 and 18 and then continue with the others. Do the same with IC 2.

Now, solder the SMD components, diodes, transistors and buttons in the same way as we did with the ICs. The battery connections can be harder and I had to solder them with a wire. Make sure you do not apply heat for too long to the battery.

Study the component overlay in figure 3.

Finally, drill a 5mm hole for the IR diode and mount it. Some modifications to the box might be necessary to make the PCB fit completely. Finish the project and fasten the ignition-key on the chain. The left button is only used to change the transmitted code, if you have two cars with this alarm system and different identity code. The right button is the 'transmit' button.

If it is working, adjust the potentiometer as close to 37900 Hz as possible, using an oscilloscope or frequency counter.

With both the transmitter and alarm circuits built and installed you can now hopefully look forward to reducing the potential for car crime in your own neighbourhood.

Magnus Pihl

PARTS LIST

The transmitter

RESISTORS

R1	120k, SMD 0.125W
R2,R4	10k, SMD 0.125W
R3	1k, SMD 0.125W
R5	120ohm, SMD 0.125W
P1	2k, linear, SMD

CAPACITORS

C1	0.47µF/16V, axial
C2	150pF, SMD
C3,C4	10nF, SMD

SEMICONDUCTORS

IC1	UM3750
IC2	NE555
T1	BC 546b
D1-4	1N4148
LED	GL528
E	12V battery (10.6 x 28.5mm)

See last month for details of receiver components



JUST LOOK AT WHAT'S AVAILABLE FROM BONEX

Balance Mixers

Batteries
Button Cells, Ni-cads, Battery Holders, Battery Eliminators, Ni-cad Chargers, **Boxes**
ABS Plastic, Die-cast, Hand-Held Enclosures, Bridge Rectifiers
Bulbs
Cables
Audio, BBC, Camcorder, Cassette/Calculator, Mains, Computer, IBM PC/AT, Serial, Monitor Extension, Parallel, Patch/Video Leads, Scart Cables, Serial Printer, Video/Audio Dubbing Kit, **Cable Ties**
Capacitors
Ceramic Discs
Ceramic Feedthroughs, Chip, Electrolytic, Monolithic, Mylar, Polycarbonates, Polystyrenes, Polyesters, Tantalum Beads, **Capacitors Variable**
Film Dielectric Trimmers, Ceramic Trimmers,

CMOS Devices

Computer Accessories
Adaptors 9W to 25W, Data Switch Boxes, Gender Changers, RS232 - Patch Boxes, Null Modems, Plug in Testers, Surge Protectors, Surge Protector Plugs, **Connectors**
Audio Adaptor/Plugs, Banana Connectors, Binding Posts BNCs, Centronics, D, D High Density, DC Power, DIL IC, DINs, IDCs, Edge, F, Jack 2.5mm, 3.5mm, 6.3mm, Mains, Microphones, Molex, N-Type, Phono, PL259, RF Adaptors, Scart, TNC, Terminal Strips, TV, XLR, **Crocodile Clips**
Crystals
Desolder Pumps
Diodes
Plastic IN4000 / IN5400, Toko Varicaps
Signal Diodes, Zener, BZYs and BZYs,

Drills

Bits and Burre, Expo, Pin Chucks, Power Supplys, Saws and Sifting Discs, **Fans**
Feet, Rubber
Ferrites
Filters
FM Ceramics, Mechanical IFs, Ceramic Resonators, Crystal, Helicals, NTSC / PAL, Pilot Tone, Quadrature Detector, Satellite TV, Video, **Fuses**
Grommets
Hoses Kits
Heatsinks
Inductors Fixed
Inductors Variable
Inductors Surface Mount
Inductors Variable
Infra-red Source Sensor
Insulating Tape
Integrated Circuits
CMOS, Eproms, Linear, Memory, TTL,

Kits and Modules

L.E.D.s, 3mm and 5mm
Light Dep Resistors
Loudspeakers
Microphone Inserts
Multimeters
Neon Indicators
Nuts and Bolts
Opto Switches
Optoisolators
P.C.B.s
Copper Clad, Etch Resist
Transfers, Photo Resist,
Pins, Proto-type,
Polishing Mops
Potentiometers
Control Pots, 16mm, 24mm, Pre-sets, Horizontal/Vertical
Trimmer Pots,
Power Supplies
Relays
Resistors
Carbon Film, Metal Oxide, Wirewound,
Screening Cans
Semi Mount Kits
Solder
Soldering Irons
Switches
DIL, Key, Microswitches, Push, Rotary, Slide, Toggles,

Test Leads

Test Probes
Tools
Crimping, Cutters, Files, Insertion, Reamers, Screwdrivers, Strip Board, Trimtools, Toroid Cores
Thyristors
Transformers, Mains
Transistors
Audio Power, Darlingtons, F.E.T.s
GaAsFETs, Low Power RF, Microwave, MosFETs, Power RF, Small Signal, VMOS, Triacs
TTL
Video Modulators
Voltage Regulators
Wire
Enamelled Copper, Tin Plated, Silver Plated, Zero Insert Force
Sockets



12 Elder way
Langley Business Park
Slough

Berkshire SL3 6EP . Telephone : 0753 549502

CATALOGUE AVAILABLE

SPECIAL OFFER
SBL-1 BALANCE MIXERS £3.75

Fax : 0753 543812

OUT NOW!!

HENRY'S
NEW
1994
COLOUR
CATALOGUE

TRADE • EDUCATION
RETAIL • MAIL ORDER
EXPORT



Open 6 days a week - CALLERS WELCOME

HENRY'S
404 Edgware Road,
London W2 1ED

Components
Telephone: 071-723 1008

Security • Communications
Telephone: 071-724 0323

Audio and Test Instruments
Telephone: 071-724 3564

Trade/Quantity
Telephone: 071-258 1831
Fax: 071 724 0322

RETAIL - MAIL ORDER VERSION

With price lists, special offers and purchase vouchers. Send PO/Cheque £4.00 (UK) £6.00 (EC) £10.00 (Non EC) Callers £2.00.

Education, trade, quantity purchasers Post or fax letterhead for **FREE** copy with trade/quantity price list (UK).

Overseas prices as above.

WE HAVE THE WIDEST CHOICE OF USED OSCILLOSCOPES IN THE COUNTRY

TEKTRONIX 7000 SERIES OSCILLOSCOPES Dual Trace Plug-in with TB from £200 Many Plug-in options available. 4 Trace: Differential etc. PLUG-IN'S SOLD SEPARATELY

TEKTRONIX 2225 Dual Trace 100MHz Delay Sweep £800
PHILIPS 3025 2 + 1 Channels 100 MHz Delay Sweep £700
TEKTRONIX 475 Dual Trace 200 MHz Delay Sweep £550
H.P. 1722B Dual Trace 200 MHz Delay Sweep LED £550
H.P. 1715A Dual Trace 200 MHz Delay Sweep £500
H.P. 1740A Dual Trace 100 MHz Delay Sweep £400
TEKTRONIX 455-Dual Trace 50MHz Delay Sweep £400
PHILIPS PM2217 Dual Trace 50 MHz Delay Sweep £400
IWATSU SS5705 3 Channel 40MHz Delay Sweep £400
HITACHI V422 Dual Trace 40 MHz £325
KIKUSUI 5530 Dual Trace 35 MHz £180
GOULD OS1100 Dual Trace 30 MHz £125
GOULD OS2505 Dual Trace 15 MHz £125
THIS IS JUST A SAMPLE - MANY OTHERS AVAILABLE

PHILIPS PM5193 Programmable synthesizer/Function Generator 0.1MHz - 50MHz IEEE-488. As new £1500

MARCONI 2019 Synthesized AM/FM Sig Gen 80KHz-1040MHz £2000
MARCONI 2022 AM/FM Sig Gen 10KHz-1GHz £1200
MARCONI 2018 Synthesized AM/FM Sig Gen 80KHz-820MHz £950
RACAL 9081 Synthesized AM/FM Sig Gen 1.5 - 520 MHz £800
FARNELL PSG520H Synthesized AM/FM Sig Gen 100KHz - 520 MHz £800
LEADER LSG216 AM/FM Sig Gen 2 ranges 0.1 - 3.0MHz & 75 - 715 MHz £400
MARCONI TP2015 AM/FM Sig Gen 10 - 520 MHz £200
MARCONI TP2016 AM/FM Sig Gen 10 KHz - 120 MHz £175
MARCONI TP2016 with Synchronizer TP2173 (Lock box) £300
RACAL 9011A True RMS Millivoltmeter 10KHz-1GHz £300
KIKUSUI AVM23 AC Voltmeter Dual Channel 10Hz-500KHz, 300V-100V £100
LEADER LHM161A AC Millivoltmeter 5Hz-1MHz, 100V-300V £75
MARCONI TP2600B AC Millivoltmeter 10Hz-10MHz 1mV-300V £200
FSD £80
H.P. 8008A Pulse Gen 10Hz - 200KHz Variable Rep rate £400
H.P. 8011A Pulse Gen 0.1Hz - 20 MHz Pulse/Rep Sym output £200
LYONS PG737SN Pulse Gen PRF 1Hz - 20MHz £150

SPECTRUM ANALYSERS

HP 141T with 855A & IF plug-in 10MHz - 18GHz £1800
HP 141T with 855A & 8552B 500KHz - 1250MHz £1300
HP 140T with 855A & 8552A 500KHz - 1250MHz £1000
HP 141T with 855A & 8552B 20Hz - 300KHz £1000
HP 140T with 8553B & 8552A 180Hz - 110MHz £800
MARCONI TP2370 - 110MHz £1500
HP 182c with 855B 100KHz - 1500MHz £1500
HP 3582A 0.02Hz - 25.5KHz £2000

DATRON 1061A - Multimeter 6 1/2 digit True RMS AC/Current £1250
DATRON 1065 - Multimeter 6 1/2 digit AC/DC/Ohms IEEE £800
HEWLETT PACKARD 3490A Bench Multimeter 5 1/2 digit AC/DC/Ohms £280
PHILIPS PM2534 Multifunction DMM 6 1/2 digit GPIB/IEEE £480
MARCONI Digital Frequency Meter 2430A 10Hz-100MHz £125
MARCONI Digital Frequency Meter 2431A 10Hz-200MHz £150
MARCONI Universal Counter Timer 2437 DC-100MHz £175
MARCONI Universal Counter Timer 2438 DC-520MHz £225
HP 3311A Function Generator 0.1Hz-1MHz Sine/Sq/Tri £125
BLACK STAR Jupiter 500 Sine/Sq/Tri 0.1Hz - 500KHz £70
FEEDBACK FG6000 Sine/Sq/Tri 0.1Hz - 100KHz £80
MULTIMETER HAND HELD MS355-57 ranges AC/DC 10 Amps Diode/Transistor Tester, Freq counter £32.50

FARNELL ELECTRONIC LOAD RL1030-35 1KW 30Amp 35 Volt £600

HP 8608B Sweep Osc with 86074 Plug-in 26.5-40GHz £300
RACAL/DANA RF Power Meter 9140 £120
RACAL/DANA 8041 Desbridge Automatic LCA 80 £350
WAYNE KERR 8585 Automatic Precision Bridge 0.05% £300
WAYNE KERR 8605 Automatic Component Bridge 0.1% £300
WAYNE KERR 8424 Digital Component Tester LCR £125
FARNELL PSU TVS70MK2 0-70V 5A 0-30V 10A £300
FARNELL PSU H6025 0-80V 0-25Amps Metered £400
FARNELL PSU L30E 0-30V 0-5Amps Metered £250
FARNELL B3010 0-30V 20Amps £200
H.P. 6209B 0-30V 0.01Amps Metered £125
MARCONI TP2700 Universal LCR Bridge Battery from £150
FARNELL LA520 RF Power Amp. 1.5-520MHz 300mW £175
RACAL 9100 Absorption Wattmeter 1MHz-1GHz 3W £100

FARNELL ISOLATING TRANSFORMERS 74CV 500VA un-used £50
Isolating Transformer 500VA £30

NEW EQUIPMENT

HAMEG OSCILLOSCOPE HM 1005 Triple Trace 100MHz Delay Timebase £847
HAMEG OSCILLOSCOPE HM 804 Dual Trace 80MHz Delay Sweep £663
HAMEG OSCILLOSCOPE HM205 7 Dual Trace 20MHz Component Tests £250
HAMEG OSCILLOSCOPE HM205 3 Dual Trace 20MHz Digital Storage £653
All other models available - all oscilloscopes supplied with 2 probes

BLACK STAR EQUIPMENT (p.p. all units £5)
APOLLO 10-100MHz Counter Timer Ratio/Period/Time interval etc. £225
APOLLO 100 - 100MHz (As above with more functions) £225

METEOR 100 FREQUENCY COUNTER 100MHz £190
METEOR 800 FREQUENCY COUNTER 800MHz £185
METEOR 1000 FREQUENCY COUNTER 1GHz £170
JUPITOR 500 FUNCTION GENERATOR 0.1Hz-500KHz Sine/Sq/Tri £110
ORION COLOUR BAR GENERATOR PAU/TV/Video £220
All other Black Star Equipment available

OSCILLOSCOPE PROBES Switchable x1: x10 (PAP £3) £12

Used Equipment - Guaranteed Manuals supplied if possible
This is a VERY SMALL SAMPLE OF STOCK. SAE or Telephone for lists. Please check availability before ordering. CARRIAGE all units £16. VAT to be added to total of Goods and Carriage.

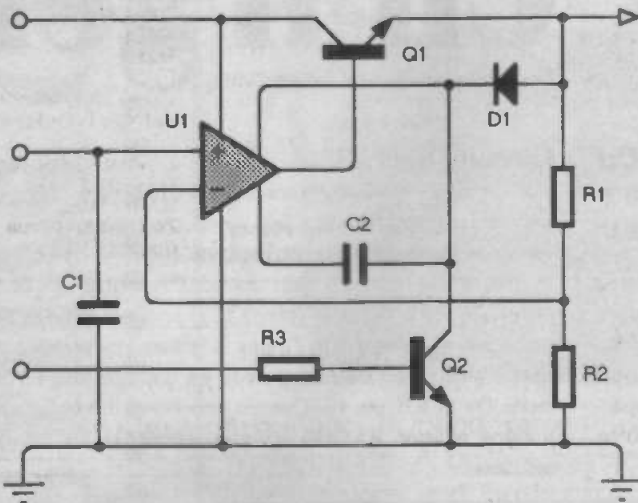
STEWART OF READING
110 WYKEHAM ROAD, READING, BERKS RG6 1PL
Tel: (0734) 260041 Fax: (0734) 351698. Callers welcome 9am-5.30pm Mon-Fri (until 4pm Thurs).

NEW VERSION 2
NOW SHIPPING

SCHEMATIC DRAWING FOR WINDOWS

NEW
PRICES

ISIS ILLUSTRATOR combines the high functionality of our DOS based ISIS products with the graphics capabilities of Windows 3. The result is the ability to create presentation quality schematics like you see in the magazines. ILLUSTRATOR gives you full control of line widths, fill styles, fonts, colours and much more. When the drawing is complete, transferring it your WP or DTP program is simply a matter of cutting and pasting through the Windows Clipboard.



Features

- Full control of drawing appearance including line widths, fill styles, fonts, colours and more.
- Curved or angular wire corners.
- Automatic wire routing and dot placement.
- Fully automatic annotator
- Comes complete with component libraries.
- Full set of 2D drawing primitives + symbol library for logos etc.
- Output to Windows printer devices including POSTSCRIPT and colour printers.
- ILLUSTRATOR+ adds netlist generation, bill of materials etc. and is compatible with most popular CAD software for DOS & Windows.

From
£99

CADPAK - Two Programs for the Price of One.

ISIS SUPERSKETCH

A superb schematic drawing program for DOS offering Wire Autorouting, Auto Dot Placement, full component libraries, export to DTP and much more.

Only
£79

Exceptionally easy and quick to use. For example, you can place a wire with just two mouse clicks - the wire autorouter does the rest.

PCB II

High performance manual PCB layout package for DOS. Many advanced features including curved tracks, auto track necking, DXF export, Gerber and NC file generation, Gerber viewing and more.

Graphical User Interface with intuitive "point and do" operation gives unparalleled ease of use.

ISIS and ARES for DOS - The Professional's Choice

ISIS

from £275

ISIS DESIGNER+ forms the ideal front end of your CAD system, providing schematic capture, netlisting, bill of materials and electrical rules checks. Advanced features include automatic annotation, hierarchical design and an ASCII data import facility. Put simply, DESIGNER+ is one of the easiest to learn and most powerful schematics packages available for the PC.


ARES

from £275

The ARES range of advanced PCB design products links with ISIS (DOS or Windows) and other schematics programs. Working from a netlist, ARES helps you get it right first time with each connection automatically verified against the schematic.

ARES AUTOROUTE adds multi-strategy autorouting, whilst for the ultimate in performance, ARES 386 goes up to 400% faster with unlimited design capacity.

labcenter
E l e c t r o n i c s



Call us today on 0274 542868 or
fax 0274 481078 for a demo pack.
Combination, multi-copy and
educational discounts available.

14 Marriner's Drive, Bradford, BD9 4JT.

Rapid NiCd Battery Charger

Recharge AA size NiCd batteries with Terry Balbirnie's fast portable charger

This NiCd rapid charger has been designed to recharge ordinary AA NiCd cells in about one hour. It is designed to be portable and uses a 12V car supply instead of the mains. The unit can charge 2 or 4 cells at a time, with each having a capacity (energy content) of 500mAh. The higher capacity types provide 600 and 700mAh, but these will need to be charged for 72 and 84 minutes respectively.

Circuit Description

The complete circuit diagram is shown in Figure 1, and consists of two sections. The first forms the timing section, the second is responsible for current regulation.

The timing section is built around IC1. With a 12V dc supply connected to the unit, green LED2 operates through a current-limiting resistor, R9. Timing is initiated by pressing push button switch S2. Current then flows through fuse FS1 and diode D4 to IC1 pin 10. Current also flows through current-limiting resistor, R8, and operates red LED1, the charging indicator.

When power is applied to IC1 it begins a timing cycle. Pin 12 of IC1 is then virtually open-circuit and has no further effect. Current flows to the base of transistor, Q1, through current-limiting resistor, R1. This energises the coil of relay, RLA then makes (normally-open) contacts of RLA1 close and bypass switch S2. This switch need no longer be pressed since the relay contacts take over in directing current to IC1 and other parts of the circuit.

IC1 pin 4 provides an accurate reference

voltage of 3.15V and capacitor, C1, charges up from this through resistor R2 (and Rtrim whose purpose will be explained later). This reference voltage is accurately maintained by on-chip circuitry throughout the timing cycle, to ensure that the capacitor charges at a precisely known rate, even when the supply voltage varies between wide limits. This means that, providing other components are of a sufficiently high quality, the time interval will be accurately pre-determined.

As C1 charges, the voltage across it, and therefore at pin 5,

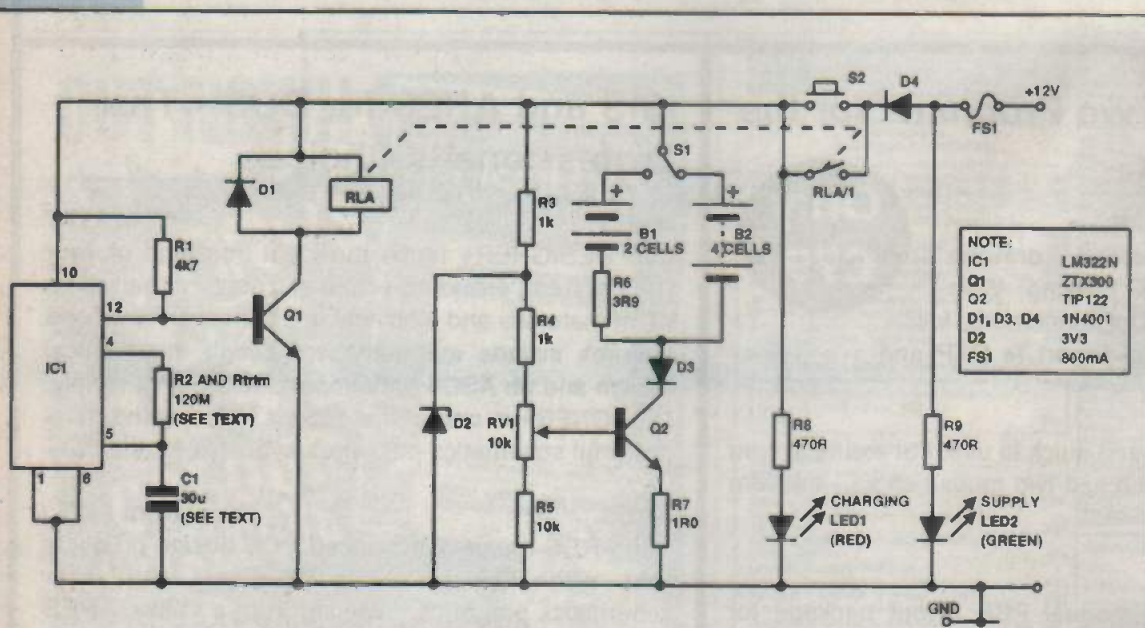


Fig. 1 Circuit diagram of fast battery charger

Charging AA size nickel-cadmium cells using a small current of, say, 50mA is easy. But shorter charging times are only possible through the use of a larger current. At 5A charging time is reduced to 9 minutes! However, ultra-rapid charging causes problems with overheating and short battery life. These problems are avoided by using a compromise of 750mA, the solution adopted in this design, although even at this rate care needs to be taken to avoid overcharging or the cells may be damaged. The NiCd Rapid Charger has been designed to meet all these requirements

MARCO 1993 CHRISTMAS CRACKERS

MARCO 1993 CHRISTMAS CRACKERS

A superb range of quality items for both the hobbyist and family at extra special Christmas prices . . . limited quantities, so don't be late.

EXTRA SPECIAL CHRISTMAS OFFER!


12 BAND RECEIVER



A compact 12 Band Receiver covering FM, MW, LW and 9 Short Wave bands. A built-in bar antenna receives the MW and LW transmissions and the telescopic rod antenna receives FM and SW transmissions. An additional 20ft. wire antenna is provided to improve SW reception. The tuning LED lights when a strong signal is present. Wave band selection, tone and volume is by slider control.

Frequency coverage: FM: 88 to 108MHz, MW: 530 to 1620kHz, LW: 150 to 270kHz, SW1: 5.85 to 6.23MHz, SW2 6.95 to 7.42MHz, SW3: 9.45 to 9.95MHz, SW4: 11.45 to 12.23MHz, SW5: 13.40 to 14.15MHz, SW6: SW7: 17.35 to 18.35MHz, SW8: 20.80 to 22.15MHz, SW9: 24.95 to 26.95MHz. POver: 6Vdc (4 x AA batteries). Dimensions: 196 x 35 x 123MHz.

Order Code: B118D



£17.50

(Normally £21.50)

WHILE STOCKS LAST
Offer closes December 25th

Special Prices – Special Offers – Lots of new lines in this Christmas supplement



JUST TELEPHONE YOUR ORDER



MARCO

Head Office: THE MALTINGS, HIGH STREET, WEM,
SHREWSBURY SY4 5EN, ENGLAND

Telephone: (0939) 232763. Fax: (0939) 233800

2

VIDEO GAME



PORTABLE VIDEO GAME WITH JUMBO LCD DISPLAY

- Stereo sound. ■ High resolution (2500 pixels).
- Exchangeable cartridge system.

Includes:- Crystalball game,

- Batteries ■ Stereo Earphone ■ Instructions.

Power supply: 6Vac (4 x AA batteries) or AC adaptor (optional). Dimensions: 195 x 120 x 32mm.

ORDER CODE: T170

Price ~~£49.99~~

NEW

SALE PRICE £45.99

POWER SUPPLY FOR SUPERVISION GAME


Input: 220/240Vac, Output: 6Vac, Current: 200mA.
UNREGULATED

ORDER CODE: P007W

ONLY £4.99

NEW

SUPERVISION



METAL DETECTORS

METAL DETECTOR - Y090

Lightweight, compact metal Detector with 6in diameter search coil for locating coins artifacts, jewelry and metal objects. Double moulded plastic handle houses finger tip controls for sensor tuning and dynamic loudspeaker sounds on detection.

Length closed: 550mm, Length extended: 880mm, Power supply: 9Vdc (PP3), Weight: 0.75kg.

ORDER CODE: Y090

ONLY £22.99

METAL DETECTOR - Y090A

Easy to use lightweight, well balanced metal detector. Detects gold, silver or copper Coins and other metal objects through earth, sand or rocky soil.

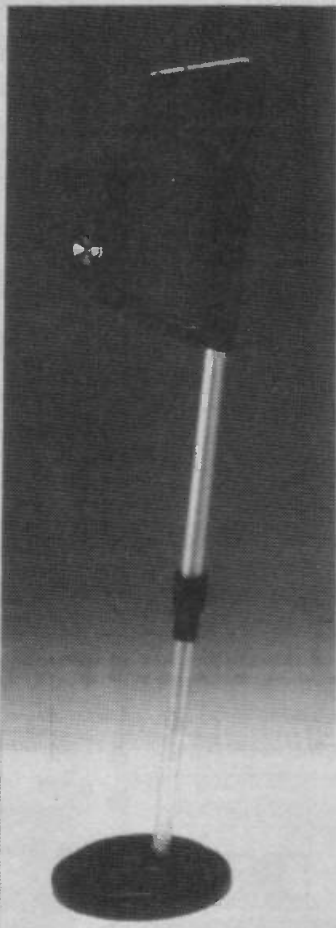
Features:

- On/Off volume control
- Tuning control for sensitivity adjustment
- VU meter
- Headphone socket
- Telescopic non-corrosive shaft
- 8" waterproof and shock resister search coil


Length closed: 600mm, Length extended: 940mm, Power supply: 9Vdc (PP3), Weight: 1.2kg.

ORDER CODE: Y090A

ONLY £69.99

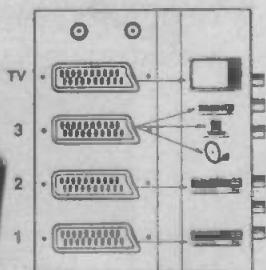


Y090



Y090A

Telephone (0939) 232763 - All Prices include VAT - P & P add £3.00 per order



THREE-WAY SCART VIDEO CONTROL

Connects up to 3 video recorders (VCRs), 1 satellite + 2 VCRs, 1 computer + 2 VCRs. Push button switch to select viewing. Record from satellite or another VCR whilst watching TV. Phono output sockets for TV sound through your Hi-Fi system.


Order Code: AER/BT21 Price £27.99

SCART ADAPTOR

Scart socket to scart socket back-to-back coupler for coupling together scart leads.

Order Code: AER/014

Price 1+ £5.95 10+£3.35

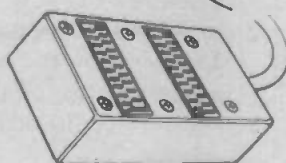


SCART ADAPTOR

Scart plug to two scart sockets. For coupling together three pieces of audio/video equipment with scart sockets.

Order Code: AER/015

Price 1+ £4.99 10+£4.45

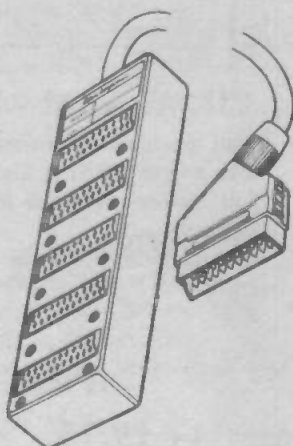


SCART ADAPTOR

Scart plug to 5 scart sockets. For coupling together three or more pieces of audio and video equipment with scart sockets.

Order Code: AER/016

Price 1+ £12.99 10+£11.50



AUDIO BREAK-OUT BOX

A scart adaptor to tap off the audio signal from TV or video system and feed it into hi-fi systems. Scart plug to scart socket adaptor with audio out via 2 x phono sockets with audio/video sound changeover switch.

Order Code: AER/017

Price 1+ £8.95 10+£7.99

PORTASOL SOLDERING KIT

MADE IN IRELAND.

Serves as Gas Soldering Iron. Blow Torch Hot Blow and Hot Knife.

Normally £38.00

Order Code: SOLD/PORTA

NOW ONLY £35.00



TUNGSTEN HALOGEN LAMPS

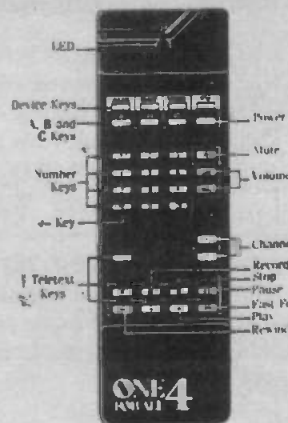


Standard halogen lamps offering a choice to suit every pocket!

Wattage	Order Code	1+	10+
200Watt	OPO70	£3.75	£2.50
300Watt	OPO71	£3.50	£2.25
500Watt	OPO72	£3.72	£2.50

ANY FOUR FOR £10.00

Universal Remote Control



THIS ONE OPERATES UP TO FOUR RECEIVERS

(ie 1 x VCR, 2 x TV, 1 x Satellite/Cable or any combination to suit including Teletext etc.)

The remote comes complete with Free Telephone 0800 Help-line and the manufacturer guarantees that if the remote will not operate any of your VCR's TV or Satellite receivers they will refund you double what you paid for the remote! Full comprehensive Instruction Book - we have tried these units, they are incredibly easy to set up.

SPECIAL INTRODUCTORY PRICE

£28.99

DEALERS NOTE:


Deduct 15% on 10 units - 5 units deduct 10%



13A 4 WAY SOCKET with Neon Indicator.

Fused to BS1363/A Order Code: E056


Price: 1+ £4.45 10+ £3.99



13A 4 WAY SOCKET with Neon Indicator.

Unfused to BS1363/A Order Code: E055

Price: 1+ £3.75 10+ £3.45



13A 4 WAY SOCKET EXTENSION LEAD - 3 yards

Fused to BS1363/A Order Code: E057

SPECIAL PRICE: 1+ £5.99 10+ £5.50



MAINS POWERED SOLDERING IRON WITH STAND - Y061D
Newly designed high quality mains powered soldering iron with long life ceramic element. Fitted with extra flexible cable for ease of use. Supplied packed on a blister card with one spare bit. 1.7m lead.

Order Code: TOOL/SOLD/B

Price: £4.99

MAINS POWERED SOLDERING IRON - Y061 DA

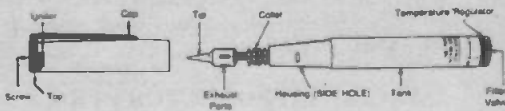
High quality mains powered, lightweight soldering iron. Designed for ease of use. Individually packed on full colour presentation card. 1.7m lead with cord grip and cable protector. Length: 195mm; Power 220/240V ac 50Hz, 15W.

Order Code: TOOL/SOL/A

PRICE: £3.99

**BIT FOR ABOVE £1.99 ELEMENT FOR ABOVE £2.75
FINE BITS £1.25**

PORTABLE GAS SOLDERING IRON



A lightweight compact fully portable gas soldering iron. The iron operates on standard butane gas, available at newsagents, tobacconists, garages, pubs etc. When full, the iron will run for about 1 hour. Heat up time is approx. 20 seconds. Fully adjustable tip temperature from equivalent 10 to 60W (max temp. 400°C). Replacement bits available, see below.

Supplied with 2.4mm bit fitted. Dimensions: 170 x 19mm

Order Code: SOLD/GAS

PRICE: 1+ £12.99 5+ £11.50

SPARE TIPS FOR PORTABLE GAS IRON


A range of spare bits to suit above gas iron.

Size	Order Code	Size	Order Code
1.0mm	SOLD/G1	2.4mm	SOLD/G2
3.6mm	SOLD/G3	4.8mm	SAOLD/G4

PRICE 1+ £4.99 10+ £4.00



RECHARGEABLE TORCH




Limited quantity. High quality fully waterproof, rechargeable torch. Complete with in-built-in charger - simply plug into the mains socket for overnight charge. When charged lasts about One hour constant use. In-built charger is 2-pin, fitting shaver socket or most 13A type sockets. Snap fit cover conceals pins when in normal use. Complete with carrying strap Ideal for cars, caravans, boats, handbags, fuse boxes etc.

Overall dimensions: 160mm length x 40mm dia. Colour: White

ONLY £6.50 Two for £12.00

AMPLIFIED SPEAKER SYSTEM FOR COMPUTERS

NEW



A two-way amplified speaker system, shielded for use with compute monitors. Also ideal to boost the sound output of personal stereo radio cassettes, or CD players. Each speaker has independent volume control, bass and treble boost. Powered by two 'C' batteries in each unit (not supplied) or by external 6Vdc supply (optional).

Speaker system 2-way full range, 1.6" tweeter and 3" woofer, Output power 2 x 2.5W music power, Frequency response 60-20000Hz, Power: 4 x 'C' batteries or 6Vdc adaptor.

Order Code: A179U

ONLY £19.99

PIR ALARM - PORTABLE

Wall mounting or free standing PIR detector with a loud (90dB at high volume) sander. Self contained operation from 4 x AA batteries (not included).

Coverage 90°, 10m, 24 beams in 3 layers, Power: 4 x AA batteries or external adaptor, Dimensions: 145 x 95 x 68mm.

Order Code: SEC/F601C

PRICE:

1+ £9.75 4+ £8.50



PIR ALARM

Self contained portable/wall mounting PIR sensor and alarm. IR sensor has 89° detection arc with a 10m detection range. The built-in powerful piezo siren sounds on detection. Intelligent walk test and mode verification function. User programmable security code. Operates from 3 x AA batteries (not supplied).

Coverage 89°, 10m, 12 beams in 2 layers, Power: 3 x AA batteries, Dimensions: 115 x 70 x 36mm.

Order Code: SEC/F601A

PRICE: £24.99





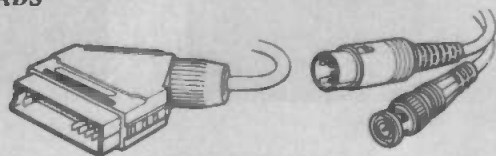
Aerials and Accessories

5

SCART LEADS - URGENT

If we do not list the lead you require, please contact our sales desk NOW.
New leads arriving all the time

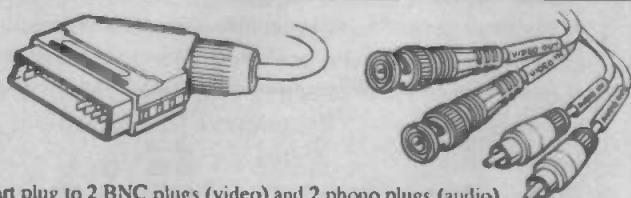
SCART LEADS



Scart plug to BNC plug and 5-pin 180 DIN plug.

Length: 1.5m

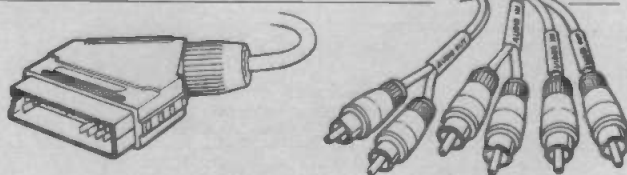
Order Code: AER/001 Price 1+ £3.50 10+£2.99



Scart plug to 2 BNC plugs (video) and 2 phono plugs (audio)

Length: 1.5m

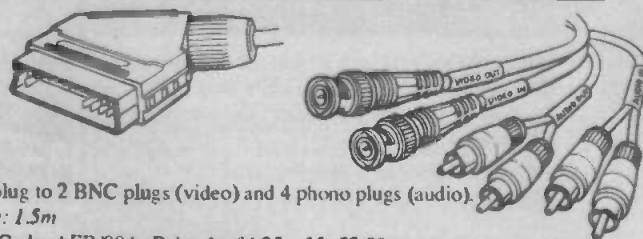
Order Code: AER/002 Price 1+ £6.99 10+£6.30



Scart plug to 4 phono plugs (audio) and 2 phono plugs (video).

Length: 1.5m

Order Code: AER/003 Price 1+ £3.50 10+£2.99



Scart plug to 2 BNC plugs (video) and 4 phono plugs (audio).

Length: 1.5m

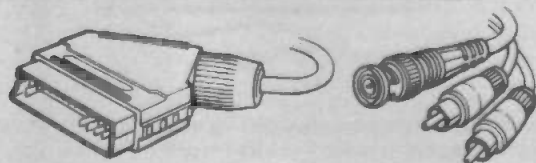
Order Code: AER/004 Price 1+ £4.25 10+£3.80



Scart plug to scart plug. Video and audio circuits connected.

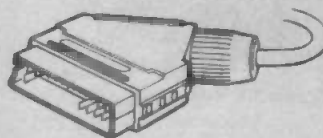
Length: 1.5m

Order Code: AER/005 Price 1+ £2.50 10+£2.25



Scart plug to BNC plug and two phono plugs. Length: 1.5m


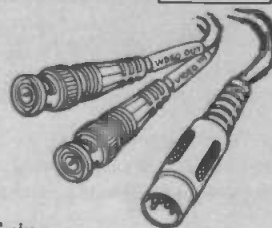
Order Code: AER/006 Price 1+ £7.25 10+£6.50



Scart plug to 5-pin DIN plug and two BNC plugs.

Length: 2m

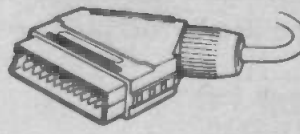
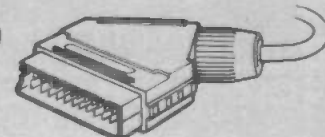
Order Code: AER/007 Price 1+ £3.99 10+£3.65



Scart plug to scart plug. All circuits connected..

Length: 1.5m

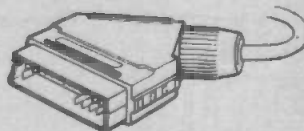

Order Code: AER/008 Price 1+ £2.75 10+£2.50



Scart plug to scart plug. All circuits connected.

Length: 5m

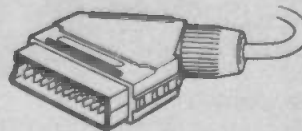

Order Code: AER/009 Price 1+ £4.75 10+£4.25



Scart plug to 6-pin DIN plug

Length: 1.5m


Order Code: AER/010 Price 1+ £3.50 10+£3.05



Scart plug to scart socket. All circuits connected.

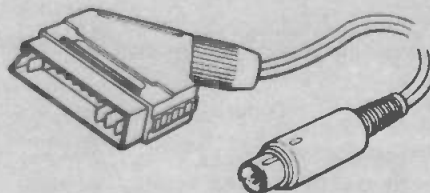
Length: 1.5m

Order Code: AER/011 Price 1+ £2.99 10+£2.65



Length: 5m

Order Code: AER/012 Price 1+ £4.75 10+£4.25



An 8-pin Mini DIN plug to scart plug.

Length: 3m

Order Code: AER/013

Price 1+ £2.50 10+£2.25

Telephone (0939) 232763 - All Prices include VAT - P & P add £3.00 per order

Battery Chargers and Solar



BATTERY CLIPS

Order Code: BAT/CLIP/PP3H
Price: 1+ 10p 10+ 8p 100+ 5.2p



PP3 CLIP - HEAVY DUTY

Order Code: BAT/CLIP/PP3H
Price: 1+ 20p 10+ 18p 100+ 12.5p



PP9 CLIP - STANDARD

Order Code: BAT/CLIP/PP9H
Price: 1+ 18p 10+ 15p 100+ 9p



BATTERY CHARGERS

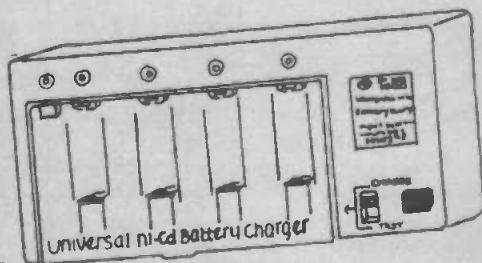

SOLAR POWERED BATTERY CHARGER

Model 2806 Charger. takes up to 4 AA (HP7) size Ni-Cad batteries and will charge 2 batteries in 4 to 6 hours, 4 batteries in 10 to 14 hours, depending upon the strength of available sunlight.

The solar cell is housed in the hinged lid, which can be angled towards the sun for optimum effect.

Order Code: BAT/SOL

PRICE: £8.50



NI-CAD BATTERY CHARGER

Capable of charging 4 x AAA, AA, C or D sizes, 2 x PP3. White in colour, free-standing unit with LED 'Charging' indicators. A built-in tester is provided for 1.5V batteries.

Power 240 Vac. Dimensions: 180 x 85 x 50mm.

Order Code: BAT/CHARGE/UNI/B

Price: 1+ £4.99 10+ £4.75

NI-CAD BATTERIES

A range of Nickel Cadmium batteries that will replace dry cell batteries. Capable of being recharged some 1000 times they are very economical in all applications.



* When possible Hitachi brand will be supplied

(We offer a suitable charger for these Ni-Cads at the end of this section).



Type	Volt	Ah	Order Code	Price		
				1+	10+	100+
AAA	1.2V	180mAh	BAT/AAA	£1.60	£1.40	£1.15
AA	1.2V	500mAh	BAT/AA	£1.00	90p	70p
AA	1.2V	650mAh	BAT/A650	£1.60	£1.40	£1.15
C	1.2V	1.2Ah	BAT/C	£1.99	£1.79	£1.40
C	1.2V	2.0Ah	BAT/C1	£2.65	£2.40	£1.99
D	1.2V	1.2Ah	BAT/D	£2.15	£1.90	£1.50
D	1.2V	4.0Ah	BAT/D1	£5.95	£5.30	£4.25
PP3	9V	110mAh	BATPP3	£4.75	£4.25	£3.89


SOLAR MODULES



A range of encapsulated solar cell modules mounted in sturdy and attractive black polycarbonate cases. The faceplate consists of tiny bubble magnifiers which maximises performance by enhancing light as it strikes the cell. Output current ranges from 100mA to 700mA. All modules have an output 0.45V and are fitted with threaded stud terminals. A miniature copper busbar is also fitted to enable simple parallel connection to produce the required voltage or current.

Order Code	Output Current	Dimensions (mm)	1+	25+	100+
SOL/G100	100mA	45 x 26 x 7.5	£1.25	95p	78p
SOL/G200	200mA	52 x 36 x 7.5	£1.55	£1.20	93p
SOL/G400	400mA	75 x 45 x 7.5	£2.20	£1.80	£1.40
SOL/G800	800mA	95 x 65 x 7.5	£4.15	£3.75	£1.55
SOL/G1000	1000mA	95 x 65 x 7.5	£4.90	£3.95	£3.20

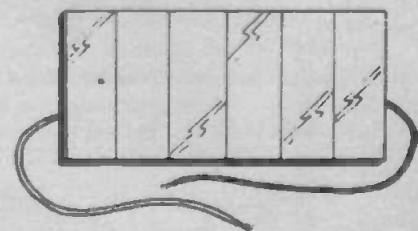
3V SOLAR PANELS



Produces an output of 3V 100mA maximum. Can be used as a power source for low current current circuits or for triple charging AAA or AA Ni-Cad batteries. Dimensions: 95 x 65 x 7.5mm

Order Code: SOLA/715	1+ Price: £5.95	10+ Price: £5.25
----------------------	-----------------	------------------

AMORPHOUS SILICON PHOTO VOLTAIC PANEL



A high efficiency solar panel. Supplied on an aluminium frame and supplied with tilting brackets. Pre-wired lead supplied has croc clips, 2.5 and 3.5mm jack plugs and 2.1mm and 2.5mm power plugs.

Output	Order Code	1+	10+
6V 2 Watt (333mA)	SOLA/720	£25.75	£22.90
12V 2 Watt (166mA)	SOLA/725	£25.75	£20.90



Christmas Specials

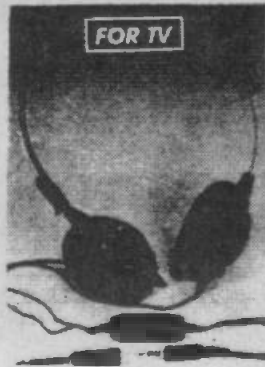
STEREO HEADPHONES

A set of Headphones for use with audio or video. Complete with left and right volume controls, adjustable headband and stereo/mono adaptor.

Specification - Impedance: 32ohms, Response: 20-18,000Hz, Power: 100mW, Sensitivity: 104dB @ 1kHz, Lead: 2.8m screened, Plug: 3.5mm stereo, Weight: 300grams.

Order Code: AUD/A083F

Price: 1+ £4.05 10+ £3.60




STEREO HEADPHONES

A set of super lightweight stereo Headphones with 27mm Mylar Transducers packed in a triangular gift box.

Specification - Impedance: 32ohms, Response: 40 - 20,000Hz, Power: 100mW, Sensitivity: 104dB @ 1kHz, Lead: 1.2m screened, Plug: 3.5mm stereo, Weight: 13grams.

Order Code: AUD/87060

Price: 1+ £1.25 10+ 99p




HEADPHONE EXTENSION KIT

6m coiled lead fitted with a 3.5mm stereo plug and a 3.5mm stereo socket, and supplied with four adaptors.

- 6.35mm stereo plug to 3.5mm stereo socket.
- 3.5mm mono plug to 3.5mm stereo socket.
- 2.5mm mono plug to 3.5mm stereo socket.
- 3.5mm stereo plug to 2 x 3.5mm stereo sockets.

Order Code: AUD/A0120A

Price: £4.99




ULTRA MINIATURE STEREO HEADPHONES

Ultra miniature stereo earphones (fit inside the ears) packed in a cassette library case. Spare earpads are included.


Specification - Impedance: 32ohms, Response: 20 - 20,000Hz, Power: 50mW, Lead: 1.2m screened, Plug: 3.5mm stereo, Weight: 13grams.

Order Code: AUD/M300


Price: 1+ £1.25 10+ 99p



AUTO REVERSE RADIO/CASSETTE



DIN size auto reverse car radio/cassette player with electronic PLL tuning and digital clock with back-up memory facility. LCD Display with 6-channel soft touch preset stations on each of MW/LW/FM bands (18 total). Volume, bass, treble and balance controls. Mono/stereo, frequency/time, radio band and seek switches. Illumination of controls and detachable control keypad for security. CD input socket. Output power 25W per channel max; Frequency range LW 144-280KHz; MW 550-1600KHz; FM 87.5-108MHz; Frequency response 100-10,000Hz; Power 13.8Vdc.



ORDER CODE: B002E

NEW Only **£99.00**
(Made by SOUNDLAB)

CAR RADIO CASSETTE BAG

NEW



Soft padded bag with shoulder strap. External pouch holds two cassette tapes. Designed DIN size in-car radio/cassette players.

ORDER CODE: B002Z
ONLY £7.50

MULTIBAND RADIO

A handheld broadband receiver with range selector switch covers Air, PB, Wb, TV1, FM and CB bands. Built-in-telescopic aerial, volume, squelch and tuning controls. Push button on/off switch.

Frequency range with LED Indicators: Air 108-145MHz, PB 145-176MHz, WB 162-5MHz, TV1 54-87MHz, FM 88-108MHz, CB 1-80CH. Power 6Vdc, 4 x AA batteries not included, Dims: 95 x 215 x 45mm

Order Code: B118BA
ONLY: £29.99




CAR RADIO CASSETTE SLIDE BRACKETS

Slide out mount. All metal. Mounting hardware included. Enables removal of unit from cars simply by sliding out, no wires to be disconnected. Dimensions: 140 x 95 x 18mm.

B035Order Code:
ONLY: £5.99



SEE OUR 94 CATALOGUE FOR FULL RANGE OF CAR SPEAKERS & CAR AMPS



COMPONENT SPEAKER SYSTEM

2 x 3 way component speaker system comprising: two 6.5 woofers, two 4" mid range, two 2.25" tweeters and, all leads, filters and fixing screws. Finished in black with black mesh grilles.

Max Power: 60W/size,
Frequency response:


60-20000Hz, Speaker Sizes: 6.5" Woofer, 4" midrange, 2.25" Tweeter, Impedance: 4 ohm

Order Code: CAR/BO20

Price: £29.99 Per set of 6 speakers

SHELF SPEAKERS — 40W

3-way bass reflex shelf mounting speaker system. Dual ported wedge shaped black plastic case with metal grilles. 40W Max. power handling per speaker.



Max power: 40W, Frequency Response: 80-18000Hz, Speaker Size: 3" woofer, 2" mid-range, 1" tweeter, Impedance: 4 ohm

Order Code: CAR/BO20B

Price: £12.50

AIR PURIFIER AND IONIZER

A compact, stylish ionizer and air purifier with a coverage volume of 14m³. Ideal for in car use with the DC lead provided or as a room purifier using the AC adaptor provided. Removes unpleasant smells, airborne dust, bacteria, tobacco smoke etc.



Power: 9-15Vdc or 220/240VAC (Using adaptor), Dims: 160 x 95 x 43mm

Order Code: CAR/API

Price: £12.99

AIR PURIFIER AND IONIZER

A compact, stylish ionizer and air purifier designed specifically for car, bus, lorry etc. with a coverage of 14m³. Removes unpleasant smells, airborne dust, bacteria, tobacco smoke etc. Supplied with a double sided self adhesive pad.

Power: 12Vdc 1.8W, Dims: 110 x 110 x 65mm

Order Code: CAR/AP2




SPECIAL PRICE £7.99

IN CAR ADAPTOR


An adaptor to provide two cigar lighter sockets from the single socket provided in the car. Internally fused at 15A.

Order Code:	Price
CAR/ADAP	1+ £2.50 10+ £2.15



CAR FAN — 12VDC

A 12Vdc oscillating car fan with a large suction cup for attaching the fan to the dashboard etc. Fully adjustable for tilt and angle. Supplied with a 1.7m lead fitted with a cigar plug.



Order Code: CAR/FAN

Price: £5.99

CAR AERIAL — WINDSCREEN FITTING

Tape antenna to fit inside windscreen. Self-adhesive. Complete with co-ax lead & plug. Supplied complete with chrome metal cap to blank hole from old aerial.



Order Code: CAR/AER/C

Price: £4.95

DC/DC CONVERTER - 800MA

A plug in DC/DC converter with 3, 4.5, 6, 7.5, 9 & 12V @ 800mA. Plugs directly into a car cigar lighter socket. Output via a polarity reversible lead to a 'spider' plug with 1.3, 2.1, & 2.5mm DC power plugs and a 3.5mm plug.

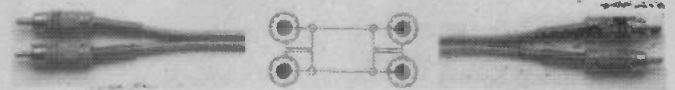
Input Voltage: 12Vdc nom, Output voltage: as above, Output Current: 800mA max



Order Code: CAR/PSU/1

Price: £3.99

AUDIO CONNECTING LEAD



High quality, for connecting in-car systems. Two gold plated phono plugs to two gold plated phono plugs with high quality low capacitance double screened cable, Length: 4 metres.

Order Code: CAR/053

Price: £9.30



SPEAKER LEADS

1 pair of lead, fitted with low profile 2 pin DIN plugs. Length: 0.3m.

Order Code: CAR/SL

Price: 95p

POWER LEAD




Cigar lighter plug with lead terminating in alternative plugs: 2.5mm jack, 3.5mm jack, 2.1mm dc and 2.5mm dc. max. current 2A. Fuse (2A) built into plug. Length: 1.8m.

Order Code: CAR/PL

Price: £2.50

EXTENSION LEAD



Adaptor lead to project cigar lighter-type socket to a distance of 2m. Max. current 5A. Fuses (5A) built into plug.

Order Code: CAR/PLE

Price: £2.75



200W SHELF SPEAKERS




Co-axial 3-way shelf mounting speakers consisting of an 8" woofer with mid range and tweeter mounted on axis. These speakers feature a very broad frequency response, ideal for digital system.

Maximum power: 200W per speaker, Frequency response: 18-30000Hz, Speaker size: 8" woofer, 2.5" mid range, 1.5" tweeter, Impedance: 4Ω, Mounting depth: 82mm

Order Code: CAR/RTS830 Price: £57.95 per speaker

40W DOOR/SHELF SPEAKERS




100mm DIN dual cone speakers designed as original equipment replacements for a broad range of popular car models (mounting locations on the rear of the display card). 40W max power handling per speaker.

Maximum power: 40W, Frequency response: 80-18000Hz, Speaker size: 4", Impedance: 4Ω, Mounting depth: 39mm.

Order Code: CAR/S101 Price: £10.75 per pair

SPEAKERS




Shelf mounting speakers with black, moulded cabinets. Vertical or horizontal mounting.

Power norm: 6W, Power max: 10W, Impedance: 4Ω, Size of speaker: 4", Magnet weight: 3oz, Dims: 125 x 66 x 128mm

Order Code: CAR/LS10 Price: £3.99 per pair

40W SHELF SPEAKERS




Compact high quality double cone rear shelf speaker. Unique design gunmetal plastic pod with gold trim. 40W max. power handling per pod.

Maximum power: 40W, Frequency response: 100-18000Hz, Speaker size: 3" double cone, Impedance: 4Ω, Dims: 114 x 148 x 110mm, Mounting depth: 39mm

Order Code: CAR/RTSC1 Price: £12.50 per pair

20W DOOR SPEAKERS




100mm DIN dual cone door mounting speakers with black metal mesh grille. 20W max power handling per speaker.

Maximum power: 20W, Frequency response: 120-18000Hz, Speaker size: 4", Impedance: 4Ω, Mounting depth: 29mm.

Order Code: CAR/RTS410E Price: £9.75 per pair

DOOR SHELF SPEAKERS 100WATT




Hi-Fi quality 3 way co-axial flush mounting speaker system. Unique design gunmetal and black grill.

Max Power handling per speaker: 100W, Frequency response: 60-20000Hz, Speaker sizes: 6 1/2" woofer, 2" mid, 1" tweeter, Impedance: 4ohm, Mounting Depth: 39mm

Order Code: CAR/RTS630 Price: £28.50 per pair



4in ROUND WOOFER


50W
max

High quality bass speaker designed for use in compact speaker systems for in-car installations. Complete with detachable grille.

Size: 4in, Impedance 4Ω; Power nominal 25W, Music Power 50W, Frequency response 100Hz - 10kHz, Resonant frequency 100Hz, Output SPL 90dB, Magnet weight 8oz, Overall weight 550G, Dims 118 dia x 60mm.

Order Code: CAR/01
PRICE: £25.85 per pair

10in. HIGH PERFORMANCE SUB WOOFER

280W
max

High quality, high quality woofer for in-car use. Rigid canbric cone with foam surround. Totally enclosed rigid frame for full protection. Complete with detachable grille.

Size: 10in, Impedance 4Ω; Power nominal 140W, Music Power 280W, Frequency response 33Hz - 3kHz, Resonant frequency 25Hz, Output SPL 92dB, Magnet weight 40oz, Overall weight 3.9kg, Dims 261 dia x 138mm.

Order Code: CAR/04 PRICE: £48.00 each

5in ROUND WOOFER


50W
max

High quality compact size woofer with roll surround. The low resonant frequency allows for a low frequency crossover for a compact multi-speaker system. Complete with detachable grille.

Size: 5in, Impedance 4Ω; Power nominal 25W, Music Power 50W, Frequency response 7kHz - 10Hz, Resonant frequency 70Hz, Output SPL 90dB, Magnet weight 10oz, Overall weight 850G, Dims 115 dia x 75mm.

Order Code: CAR/02
PRICE: £29.50 per pair

12in. HIGH PERFORMANCE SUB WOOFER


300W
max

High quality, high quality woofer for in-car use. The rigid basket totally encloses the hi-flux magnet assembly. Fitted with a strong foam surround canbric cone with a large 50mm voice coil. Complete with detachable grille.

Size: 12in, Impedance 4Ω; Power nominal 150W, Music Power 300W, Frequency response 25Hz - 3kHz, Resonant frequency 25Hz, Output SPL 95dB, Magnet weight 50oz, Overall weight 5.1kg, Dims 318 dia x 172mm.

Order Code: CAR/05 PRICE: £56.00 each

8in ROUND WOOFER

250W
max

An high power woofer, foam rubber edged canbric cone with large hi-flux magnet. Complete with detachable grille.

Size: 8in, Impedance 4Ω; Power nominal 125W, Music Power 250W, Frequency response 35Hz - 3.5kHz, Resonant frequency 350Hz, Output SPL 90dB, Magnet weight 40oz, Overall weight 3.9kg, Dims 218 dia x 115mm.

Order Code: CAR/03
PRICE: £39.50 each

1in. DOME TWEETER

High quality, Hi-Fi titanium dome tweeter with high efficiency and smooth, extended response. A difuser protects the diaphragm and provides for good, smooth and wide dispersion.

Size: 1in dome, Impedance 8Ω; Power nominal 50W, Music Power 100W, Frequency response 2Hz - 20kHz, Resonant frequency 2kHz, Sensitivity 1W 1m 95dB, Rec crossover 12dB/oct 3.5 or 5kHz, Magnet weight 16oz, Overall weight 510g, Dims 100 dia x 26mm.

Order Code: CAR/06

£12-50 PER PAIR



CAR TWEETERS

A pair of high quality, in-car tweeters which can be flush mounted or pod mounted. Built-in high bass filtering allows direct connection across existing car speakers.

Maximum power 40W, Frequency response 3k-20kHz, Sensitivity 1W 1M, Impedance 4Ω, Dims 76 dia x 60 x 50mm.


Order Code: CAR/07

£15-99 PER PAIR





2 X 60W CLASS A AMPLIFIER




Class A stereo in-car amplifier capable of delivering 2 x 60W stereo or 120W mono in bridge mode. Inputs are low level phono, with left and right level controls. Full thermal and overload protection.

Output power: 2 x 60W stereo 0.1%THD, 120W mono 0.1%THD, Signal to noise ratio: >80dB, Frequency response: 20-20000Hz, Input sensitivity: 100mV-3V adjustable, Input impedance: Low level input 20KΩ, Output Impedance: 4Ω, Power: 14.4Vdc 15A, Dims: 240 x 120 x 50mm

Order Code: CAR/CPA100

1+ 2+
£58.50 £52.75

CAR EQUALISER/BOOSTER — 60WATT



Slimline 10 channel in-car graphic equaliser/booster giving 60W of output power to four speakers. Built in 3.5mm stereo headphone socket. Front to rear fader control. Twin 5-LED power level indicators. Mounting hardware included.

Output Power: 30W per channel, Frequency response: 20-20000Hz, Input Impedance: 23ohm, Control Frequencies: 30, 60, 120, 250, 500Hz, 1, 2, 4, 8, & 16kHz, Control Range: 12dB cut or boost, Output Impedance: 4-8ohm, Power: 12-14Vdc 6A, Dims: 148x 33x27mm

Order Code: CAR/EBI
Price: £27.50 each

2 X 30W POWER BOOSTER




Compact 2 x 30W power booster taking the usual 7W two speaker output from the car radio cassette and boosting it to a 30W per channel four speaker system. Complete with under-dash mounting brackets.

Output power 30W per channel, Frequency response 20 - 21,000Hz, Signal-to-noise-ratio better than 40dB, Power 11 - 16Vdc 6A, Dims 100 x 110 x 25mm

Order Code: CAR/IB737

1+ 4+
£15.95 £13.99

HIGH POWER CLASS A AMPLIFIER



ORDER CODE: CAR/CPA200

High power class A amplifier capable of delivering 2x 200W stereo or 400W mono in bridge mode. Inputs are direct from the speaker outputs of the car radio/cassette or low level phono inputs, with left and right level controls. Full thermal and overload protection.

Output power: 2x 200W stereo 0.08%THD, 400W mono 0.2%THD Signal to noise ratio: >9dB, Frequency response: 10-50000Hz, Input sensitivity: 100mV-3V adjustable, Input impedance: High level input 100Ω, Low level input 20kΩ, Output impedance: 4Ω, Damping factor >180 into 4Ω, Power: 4.4Vdc 43A nom, Dims: 240 x 180 x 50mm

Order Code: CAR/CPA200

1+ 2+
Price: £115.50 £103.75 each

4 X 120W CLASS A AMPLIFIER



ORDER CODE: CAR/CPA504

High power 4-channel class A amplifier, capable of delivering 4 x 120W or 2 x 240W in bridge mode. Inputs are direct from the speaker outputs of the car radio cassette, or low level phono inputs with left and right level controls. Full thermal overload protection.

Output power: 4 x 120W or 2 x 240W (bridged), Signal to noise ratio >90dB, Frequency response: 100-50000Hz, Input sensitivity: 100mV-3V adjustable, Input Impedance: High level input 100Ω, Low level input 20Ω, Power: 14.4Vdc 60A, Dims: 400 x 240 x 50mm

Order Code: CAR/CPA504

1+ 2+
Price: £155.00 £128.50 each




2 WAY HAND HELD CRYSTAL CONTROL TRANCEIVERS


Built-in Telescopic Aerial, call button, transmitter receive key on air indicator. Each unit requires PP3 Battery for operation (not supplied).

Operating Frequency: 49Mh, Transition Power: 100MHZ, Frequency Tolerance: + or - 0.005%, Range: 1-2 Kilo. open field (Depends on cond Oscillation Crystal Control, Power: 9V DC (PP3 Battery), 1 pair in Box.

Order Code: B123 **ONLY £28.75**



PLUG-IN FLASHING LED



A flashing LED built into a car cigar plug to act as a visual warning/deterrent that an alarm may be fitted. Simply plug the device into your cigar socket. Won't flatten your car battery and may stop your vehicle being stolen.

Price: 1+ £2.50 4+ £2.25

QUARTZ HALOGEN SPOTLIGHT



Hand held or hanging. Heat resistant polycarbonate housing, highly polished reflector. With on/off switch and 12ft curly cable terminating in car lighter plug. Produces 25,000 candle power - 5 times the intensity of average car headlamps.

Power: 12Vd.c. 4.5A. 55w. Dimensions 160 x 85 x 110mm.

Order Code: OPTO/QHS

Price: 1+ £6.99 10+ £5.75

CAR, MOTORHOME OR VAN IMMOBILIZER

A BRAND new design and indeed a very clever device which gives 100% peace of mind to the vehicle owner and causes the would be car thief 100% frustration! This unit may also be used alongside an existing car alarm. So what's so special about this device?

Most alarms require the owner to activate them when exiting the vehicle, which can be easily overlooked or simply forgotten. The AT1 circuit overcomes this by activating the moment the engine is switched on or the vehicle is 'Hot Wired', making it impossible to forget. From the moment the ignition is switched on the AT1 circuit starts timing. When the engine has started the unit MUST BE DE-ACTIVATED otherwise (this is the clever bit) the engine will cut out.

The method of activating the unit is set by the installer. We recommend wiring up one or more switches (ie rear window demist, wipers, interior light, etc. The choice is yours! You can of course wire up to a concealed switch. Therefore until the chosen switch or switches are 'switched' ON/OFF, the AT1 will NOT deactivate and the engine will stop after the pre-set time.

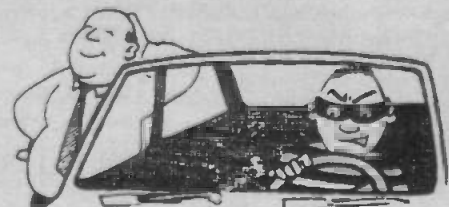
Every AT1 is pre-set at approximately 20 seconds.

The thief is then faced with the problem of not only the engine cutting out but then failing to re-start. The thief will not hang around to 'repair' the vehicle - simple!

A red LED is supplied which may be fitted to the dashboard and will remain lit all the time acting as a visual deterrent to any would be thief.

Suitable for both Electronic and Non-Electronic Ignition cars. Full fitting instructions are supplied with the assembly instructions.

Price 1+ £25.99 10+ £24.00





1MΩ MULTIMETER

- 7 Ranges including 10A dc. • 3.5 digit 12mm LCD display. • Diode test. • Auto polarity and zero. • Low battery and over range indication. • Test leads and fully shrouded 4mm plugs.

AC volts0-500-Vac ± 1.2%
DC volts0-20-200Vdc ± 0.7%
DC current0-10A dc ± 1.5%
Resistance0-2k-2MΩ ± 0.75%
Dimensions148 x 73 x 32mm

Order Code: ALT26
Price: £16.95




1MΩ MU MX190

- 19 Ranges including 10A dc. • Fuse Protection. • 3.5 digit 12mm LCD function. • Signal injector function. • Diode test. • Automatic polarity and zero. • Test leads with 4mm plugs. • Battery and instruction manual included.

AC volts0-200-750Vac ± 1.2%
DC volts0-200m-2-20-200-1000Vdc ± 0.8%
DC current0-200μ-2m-20m-200m-2A dc ± 1.0%
Resistance0-200-2k-20k-200k-2MΩ ± 0.8%

Order Code: MX190
Price: £17.50




BENCH TOP MULTIMETER

- Unique bench top design. • 12mm 3.5 digit LCD display • Fully autoranging voltage and resistance ranges. • 21 ranges including 10A acdc. • Transistor and diode test. • Display hold • Full overload protection • High impact ABS body. Complete with fully shrouded test leads, battery and instruction manual

AC volts0-2-20-200-700V ± 1%
DC volts0-200m-2-20-200-1000Vdc ± 0.8%
AC current0-20m-2-10A dc ± 1.5%
DC current0-20m-2-10A dc ± 1.2%
Resistance0-200-2k-20k-200k-20MΩ ± 1.0%
Transistor hFE0-1000NPN/PNP
Diags94 X 90 X 74mm

Order Code: DM130
Price: £44.50

All Meters supplied complete with Instruction Manual,
Test Leads and Battery



HM102BZ 20kΩ/V

- 19 Ranges including 10A dc. • Fuse and Diode Protection. • Battery test • Continuity buzzer • Ohms zero • Audio output test • Mirrored scale • Leads with 4mm plugs • Battery and instruction manual included.

AC volts0-10-50-250-1000V ± 5%
DC volts0-2.5-10-50-250-1000V ± 4%
DC current0-5m-50m-500m-10A ± 5%
Resistance0-10K-100k-10MΩ ± 4%
Battery check1.5V/75Z ± 4%
Decibels-8 to +62dbv
ProtectionFuse and diodes
Dimensions135 x 89 x 40mm
Battery Check1.5V75Ω, 9V 450Ω
Audio Power8 to 22dB

Order Code: HM102 BZ
Price: £15.05




2KΩ/V

- 12 Ranges • Diode protection • mirrored scales • Ohms adjust • • Test leads with 2mm plugs • Battery and instruction leaflet included.

AC volts0-10-50-250-500Vac ± 4%
DC volts0-10-50-250-500Vdc ± 3%
DC current0-500μ-50m-250mA ± 3%
Resistance0-1MΩ ± 3%
Decibels-20 to +56dB
Protectiondiodes
Dimensions90 x 60 x 30mm.

Order Code: HC213
Price: £7.75



Order Code: M3800
Price: £31.75

- 31/2 digit 12mm LCD display • 32 ranges including 20A ac/dc • Transistor test • Diode test • Rugged yellow case • Fuse protection • Automatic polarity and zero.

AC volts0-200m-2-20-200-700Vac ± 6%
DC volts0-200m-2-20-200-1000Vdc ± 0.5%
AC current0-20μ-200μ-2m-20m-200m-2A-20A dc ± 0.5%
DC current0-20μ-200μ-2m-20m-200m-2A-20Vdc ± 0.5%
Resistance0-200-2k-20k-200k-20MΩ
Transistor hFE0-1000 PNP/PNP
Diags172 x 85 x 36mm



Turn on and tune in with all new SCANNERS from COMMTEL

COM1300

The COM1300 offers extensively wide frequency coverage in AM, FM and WFM bands in all frequency ranges. Frequencies can be stored in the scanners 1,000 channels and up to 10 sets of upper and lower limit frequencies in the search banks which can be changed at any time

- ✓ Continuous frequency coverage 8MHz to 1300MHz.
- ✓ Superscan lets you scan through the channels at 20 channels per second.
- ✓ Ten channel storage banks lets you group your stored frequencies.
- ✓ Liquid crystal display shows the selected channels, frequencies, mode, steps and all other functions selected.
- ✓ Two second scan delay feature helps prevent loss of replies on a channel while scanning or searching.
- ✓ Lockout function makes the scanner skip over specified channels.
- ✓ Priority channel (AUX) avoids missing important calls on the selected channels.

Frequency coverage: 38MHz - 1300MHz continuous, Sensitivity 1µV, Antenna Impedance: 50Ω, Audio Power 250mW, Power requirements 6Vdc (4 x AA batteries), or suitable 50Ω mains adaptor.

Order Code: SCAN/300
SALE: £425.00


COM203

The COM203 programmable scanner lets you in on all the action, giving you direct access to over 35,000 frequencies which can be stored in its 200 channels. Its custom-designed tiny microprocessor gives the scanner these special features.

- ✓ Nine radio bands ranging from 68 - 980MHz.
- ✓ Superscan enables you to carry out frequency scanning up to 50 steps per second.
- ✓ Liquid crystal display
- ✓ Memory back-up
- ✓ Built-in charging circuit for rechargeable batteries

Frequency coverage: 68-88; 108-136,973; 137-144; 144-148; 148-174; 380-450; 450-470; 470-512; 806-960MHz, Antenna Impedance: 50Ω, Audio Power 250mW, Power requirements 9Vdc (6 x AA batteries), or suitable 50Ω mains adaptor, Dims: 145 x 58 x 42mm, Weight: 250g (less batteries).

Order Code: SCAN/203
SALE: £230.00



COM205



The COM205 is the last word in programmable desk top unit covering nine radio bands in the 25-520 MHz. Operates from AC mains or car cigar lighter via suitable adaptor. It incorporates a microprocessor computer chip, avoiding the need to change crystals, giving special functions as scan delay, memory back up, priority channels and many more.

Frequency coverage: 25MHz-50MHz, 760MHz-1300MHz, Sensitivity 3µV (Nominal), Antenna Impedance: 50Ω, Audio Output 1.3W, Tape Out 600mV@ 10KΩ, Power requirements 20/240Vac 50Hz/13.8Vdc, Dims: 76 x 220 x 205mm; Weight: 2.2kg

Order Code: SCAN/205
SALE: £350.00

COM102

A compact hand held programmable scanner covering wide VHF/UHF ranges of more than 22000 frequencies, enabling you to scan through up to ten channels. The liquid crystal display indicates channel, frequency and all other key modes.

- ✓ Front panel keypad.
- ✓ Liquid crystal display with back up light.
- ✓ 2-second scan delay.
- ✓ Memory back up.
- ✓ Lockout function.
- ✓ Built-in charging circuit for rechargeable batteries.

Frequency coverage: 30-50; 50-54, 138-144, 144-148, 148-174, 380-450, 470-512MHz, Sensitivity 1µV, Antenna Impedance: 50Ω, Audio Power 250mW, Power requirements 9Vdc (6 x AA batteries), or suitable 50Ω mains adaptor, Dims: 160 x 70 x 40mm, Weight: 300g without antenna or batteries.

Order Code: SCAN/102
SALE £109.00




**ALL SCANNERS SUPPLIED COMPLETE
WITH NI-CAD BATTERIES**



COM 204

The COM204 programmable scanner gives you direct access to more than 48000 frequencies, it incorporates a custom designed microprocessor giving you these special features.

- ✓ AM/FM Selectable.
- ✓ 200-channel direct entry scanning
- ✓ Triple conversion superheterodyne receiver.
- ✓ Manual crystal display indicating all activity functions.
- ✓ Lockout function allowing you to skip specified channels



Frequency coverage: 68-88MHz (in 5kHz steps), 118-136.975MHz, 137-174MHz, 220.0125-400MHz, 400.0125-512MHz, 806-990.9875MHz, Sensitivity 1µV, (FM) 2M(AM), Antenna Impedance: 50Ω, Audio Power 250mW, Power requirements 9Vdc (6 x AA batteries), or suitable mains adaptor, Dims: 145 x 58 x 42mm; Weight: 250g without antenna or batteries.

Order Code: SCAN/204
Price: £344.00

MULTI-BAND RECEIVER



A compact 4 band radio receiver with PLL synthesised tuning, auto frequency scan, LCD frequency display, clock, alarm and 20 programmable frequency memories. AM/FM/LW and SW receiving. The tuning LED lights when a strong signal is present.

Frequency coverage: AM: 531-1602KHz, LW: 146-281KHz, FM: 87-108MHz, SW: 5.95-15.60MHz.

Power: 4 x AA batteries (not supplied), Dimensions: 195 x 40 x 120mm.

Order Code: B118E Price: £35.50

BROADBAND RADIO RECEIVER



A handheld radio with a range covering: CB, FM, TV, AIR band & PB band. Built in telescopic aerial. Squelch, volume & tuning controls & band selector switch.

Frequency range:

Air: 108-145MHz, PB: 145-176MHz, WB: 164.5MHz, TV: 54-87MHz, FM: 88-108MHz, CB: 1-80 channels.

Power:

4 x AA (Batteries not included) Dimensions: 93 x 198 x 50.

Order Code: B118B
Price: £17.95

15 BAND RECEIVER

A compact 15 band receiver covering FM, LW, MW and 12 Short wave radio bands. A built-in ferrite rod receives the LW band and MW transmissions and a telescopic rod aerial receives the FM and SW transmissions. Band selection volume and tune is by slider control. The tuning LED lights when a strong signal is present.



Frequency coverage: FM: 88 to 108MHz, MW: 150 to 270KHz, LW: 530 to 160KHz, SW1: 3.1 to 3.3MHz (90m), SW2: 3.7 to 3.9MHz (75m), SW3: 4.5 to 5.1MHz (60m), SW4: 5.85 to 6.32MHz (49), SW5: 6.96 to 7.42MHz (41m), SW6: 9.45 to 9.95MHz (31m), SW7: 11.55 to 12.3 (25m), SW8: 13.4 to 14.15 (21m), SW9: 14.85 to 15.7 (19m), SW 10: 17.35 to 18.35 (16m), SW 11: 20.80 to 22.15 (13m), SW 12: 24.95 to 26.50 (11M). Power: 4 x AA batteries (not supplied). Dimensions: 200 x 140 x 50mm

Order Code: B118F PRICE: £25.00

PLUG IN TIMER

Plug in timer capable of up to 56 programmable switching operations per week. The programme structure consists of four timed events occurring each day, Monday to Friday and four timed events on both Saturday and Sunday (on event is an off/on cycle). The timer is simple to use and comes with full instructions Power: 220/240Vac 50Hz, Max IoAd: 30000W. Dimensions: 145 x 65 x 42mm.



Order Code: SEC/F607

PRICE:

1+ £21.75

4+ £18.50



**WITH BUILT-IN
CONTROLLER**



ROPE LIGHT

5m tough but flexible plastic tube rope light. 4 circuits of 2Q coloured bulbs. May be connected end to end to increase length. Suitable controller G006M

Packed: Box.

ORDER CODE:G008RA

ONLY £29.99




ROPE LIGHT LEAD

Y splitter lead for running two rope lights from a single controller output.

ORDER CODE:G006MB

ONLY £4.99




STROBE

A top quality strobe with parabolic reflector housed in a steel can with adjustable mounting a bracket. Very powerful light output. Provision for mounting of colour filters.

Power: 220/240Vac 50Hz, Dims: 230 x 180 x 315mm. Weight: 3.6kg.

ORDER CODE: G001

ONLY £75.00




STROBE UNIT

Strobe light with circular reflector housed in veneered wooden cabinet. Variable speed control.

Power: 220/240Vac 50Hz, Dims: 150 x 150 x 120mm. Weight: 0.58kg

ORDER CODE:

ONLY £27.50



SINGLES CASE

A robust black rexine covered case Holds up to 300 single records.

Dims: 305 x 445 x 235mm. Weight: 7.4kg

ORDER CODE: G072B

ONLY £36.00

SPECIAL OFFER

STEREO MIXER

SPECIAL OFFER

A compact 2-channel stereo mixer with inputs for phono and line on each channel. The mic input has gain, bass, mid and treble and talkover. The crossfader is front mounted for ease of maintenance. Twin 12-LED bargraph. Outputs to amp, tape and headphones.

Input sensitivity: 1mV, Phone: 3mV, line 150mV.


Mic: 600Ω, Phone: 47kΩ, Line: 47kΩ, Max. input level: Mic 20mV, phono 40mV, line 5V. Output impedance: 600Ω.

Rated output: Amp/tape 2V, headphones: 300mV/32Ω, Frequency response: 20 to 30000Hz, Hum and noise: <3mV.

Power: 220/240Vac 50Hz, Dims: 250 x 180 x 96mm.

Order C ode: G103L

SPECIAL OFFER PRICE: £ 199.00



FADE

STROBE CONTROLLER

19" rack mounting 4-channel strobe controller with auto chaser or audio firing of channel outputs, with each channel capable of running up to 6 strobes. A choice of 8 patterns can be selected through front panel push buttons, or full on can be selected. An LED preview facility enables the operator to pre-select the flash rate and pattern prior to firing. Audio control is via internal mic or audio line in at speaker level. Variable flash rate between 1 and 20 per second.

ORDER CODE: G011J

ONLY £75.00

NEW





For those of you who are not yet familiar with the COMDEK range of Kits, we would advise you that ALL of these Kits are designed and packed in the UK. Most PCB's are Silk-screened and all not only designed in the UK . but also UK made!

THE GOLDEN RULE FOR KIT ASSEMBLY IS SIMPLE - READ THE INSTRUCTIONS BEFORE - YOU START.

12 VOLT TO 240VAC INVERTER KITS



The Comdek Pulse Width Modulated (PWM) Inverter Kits employ the very latest Vmos power technology, making them extremely efficient. Two Inverter Kits are available, 100VA and 250VA. Both inverters require a supply of 11-14 volts and produce 240Vac Square Wave Output. The output voltage is continuously adjustable from 240Vac down to 90Vac should lower voltage be required ie: 110Vac equipment etc.

APPLICATIONS

The 100 VA kit will most colour TV's. Videos handlamps, soldering irons etc.

The 250VA Kit is not intended to run continuously at full load, remembering that a current drain of 21Amps will drain most car batteries in 10-15 minutes! This kit is best suited for loads such as fluorescent lighting, central heating pumps etc. that require high starting current.

12Vdc - 240Vac, 100VA INVERTER KIT

Order Code: CO/KIT/006

Price 1+ £39.00 4+ £37.50 10+ £31.50

12Vdc - 240Vac, 250VA INVERTER KIT

Order Code: COM/KIT/007

Price: 1+ £59.00 4+ £56.50 - 10+ £49.50

100VA - 240VA UPGRADE KIT

Order Code: COM/KIT/008

Price: 1+ £35.00 4+ £32.50 10+ £27.50

ELECTRONIC ACUPUNCTURE



A new kit to our range, but we think you will love it. Based on the ancient practice of acupuncture but; instead of using needles we use electronics! And very effective it is too. This kit operates, as they say, in accordance with the electrical acupuncture method. A fully illustrated leaflet is included for the treatment of many ailments. Come on, give it a go! Operates on between 3V and 12V.

■ Arthritic Pain or a Sprain ■ Lumbago or Backaches ■ Stimulates Blood Circulation ■ Strained Shoulders ■ Muscle pain ■ Arm or Leg Neuralgia and lots more!

Order Code COM/KIT/003

Price: £7.95 4+ £7.50 10+ £6.00

FM MINI-TRANSMITTER

(PCB size 40 x 25mm)

NOT LICENSABLE IN THE UK




A superb quality, very small mini-bug, ideal for baby alarms etc. Simply runs off 1 x AA (1.5V) battery. Whilst the range is difficult to quote because it depends on location and conditions, using a good quality battery. The unit may run for a week without the need to change the battery! A well tried and tested unit. Excellent value for money.

Order Code COM/KIT/004

Price: £7.50 4+ £6.85 10+ £5.99

CABLE AND METAL DETECTOR

(PCB size 60 x 10mm)



A super kit, using a ferrite antenna. The Detection range is up to approx.. 6cm. Complete with LED for visual indication. Operates at 3V using 2 x AA batteries. Applications include: Detecting cables in walls, under floors. detecting hidden pipes. nails in wood.

Order Code COM/KIT/005

Price: £5.95 4+ £5.45 10+ £4.95



LED KIT

A kit containing a good assortment of LED's and mounting clips. Kit contains; 10 x 3mm Red, 10 x 3mm Yellow, 10 x 3mm Green, 30 x 3mm Clips, 10 x 5mm Red, 10 x 5mm Yellow, 10 x 5mm Green, 30 x 5mm Clips.

Order Code: MK016



1+ Price: £7.75
5+ £7.00

IC SOCKET KIT - LOW PROFILE

A kit containing a total of 90 in profile IC sockets each kit contains: 20 x 8 pin, 20 x 14 pin, 20 x 16 pin, 5 x 18 pin, 5 x 20 pin, 5 x 24 pin, 10 x 28 pin, 5 x 40 pin.

Order Code: MK017

1+ Price: £7.50
5+ £6.75

IC SOCKET KIT—TURNED PIN

A kit containing a total of 90 turned pin IC sockets; 20 x 8 pin, 20 x 14 pin, 20 x 16 pin, 5 x 18 pin, 5 x 20 pin, 5 x 24 pin, 10 x 28 pin, 5 x 40 pin.

Order Code: MK018

1+ Price: £21.50
5+ £19.45

ISO METRIC STEEL SCREW KITS

A super range of 3 kits containing a selection of bright zinc plated slotted pan head screws and full nuts and washes. All sizes of screws, nuts and washes are individually packed and marked in resealable polythene bags.

M2.5 Kit: 100 x M2.5 6mm Screws, 100 x M2.5 12mm Screws, 100 x M2.5 20mm Screws, 300 x M2.5 Nuts, 300 x M2.5 Washers, Total: 900 pcs.

Order Code: MK019

1+ Price: £8.50
5+ £7.50

M3 Kit: 200 x M3 6mm Screws, 100 x M3 12mm Screws, 50 x M3 20mm Screws, 50 x M3 25mm Screws, 400 x M3 Nuts, 200 x M3 Washers.

Order Code: MK020

1+ Price: £8.99
5+ £7.99

M4 Kit: 100 x M4 6mm Screws, 100 x M4 12mm Screws, 50 x M4 20mm Screws, 300 x M4 Nuts, 300 x M4 Washers, Total: 900 pcs.

Order Code: MK021

1+ Price: £8.75
5+ £7.75

POLYESTER CAPACITOR
KIT—MINIATURE

A pack containing a total of 105 miniature polyester capacitors. All packs of valves are individually packed at and the values marked on the bag. All capacitors in this kit are 5mm pitch, Voltage: 63V-100V. Pack contains:- 15 x 1.0nF, 10 x 2.2nF, 10 x 4.7nF, 20 x 10nF, 10 x 22nF, 10 x 47nF, 20 x 100nF, 5 x 220nF, 5 x 470nF.

Order Code: MK022



1+ Price: £6.50
5+ £6.00

POLYESTER CAPACITOR KIT
STANDARD

A pack containing a total of 110 polyester capacitors. All values are individually packed and the values marked on the bag. All capacitors are 250 V. Pack contains:- 20 x 10nF, 10 x 15nF, 10 x 22nF, 15 x 47nF, 10 x 68nF, 20 x 100nF, 5 x 150nF, 10 x 220n, 10 x 470nF.

Order Code: MK023



1+ Price: £7.75
5+ £6.99

ZENER DIODE KIT—400MW 5 OFF EACH
VOLTAGE

A pack containing 95 zener diodes, 5 off each value from 3V0 up to 33V. Each value individually packed and the pack marked with the voltage enclosed. Voltages as follows:- 3V, 3V6, 4V7, 5V1, 5V6, 6V2, 7V5, 8V2, 9V1, 10V, 12V, 15V, 18V, 20V, 22V, 24V, 27V, 30V, 33V.

Order Code: KIT/ZEN/1

1+ Price: £5.99
5+ £5.50

ZENER DIODE KIT—1.3 W 5 OFF EACH
VOLTAGE

A pack coning 95 x 1.3W zener diodes, Each voltage individually packed and the bag marked with the voltage enclosed. 5 off each value from 4V7 to 39V as listed below:- 4V7, 5V1, 5V6, 6V2, 7V5, 8V2, 9V1, 10V, 12V, 15V, 18V, 20V, 22V, 24V, 27V, 30V, 33V, 36V, 39V.

Order Code: MK024

1+ Price: £9.50
5+ £8.50

ELECTROLYTIC KIT - Radial.

Over £11.00 worth at catalogue prices

A pack containing 100 miniature radial lead electrolytic capacitors, 12 different values. Each value individually packed.

Contents:

Qty	Value	Voltage	Qty	Value	Voltage
10	1mF	63V	15	100mF	25V
10	2.2mF	63V	5	220mF	25V
10	4.7mF	63V	5	220mF	63V
15	10mF	16V	5	470mF	25V
5	22mF	16V	5	1000mF	63V
5	47mF	16V	5	2200mF	35V



Order Code: KIT/ELEC/RAD 1+ £7.95 5+ £6.95

SELF TAPPING SCREW KIT

A choice of 3 kits, all slotted pan head self-tapping screws. Type AB screws finished in clear passivated zinc plate.

No. 4 Size, Thread dia. 2.9mm. 200 screws: 50 x 12.7mm, 100 x 9.5mm, 50 x 6.4mm.

Order Code: MK027 Price: £3.75

No. 6 Size, Thread dia. 3.5mm. 220 screws: 20 x 19.1mm, 100 x 12.7mm, 50 x 9.5mm, 50 x 6.4mm.

Order Code: MK028 Price: £3.10

No. 10 Size, Thread dia. 4.8mm. 170 screws: 20 x 25.4mm, 50 x 19.1mm, 50 x 12.6mm, 50 x 9.5mm.

Order Code: MK029 Price: £3.99

SUPER SOLDER SALE

High grade 60/40 tin/lead alloy solder in both 18swg and 22swg. Manufactured to BS219. Contains 5 cores of type 362 non-corrosive flux. Melting temp. 188C.

18swg	Reel size	Length	Order Code	1+	10+	100+
18swg	500gms	52m	SOLD/18/500	£4.75	£4.25	£3.57
22SWG	500gms	153m	SOLD/20/500	£4.79	£4.30	£3.60

See Main Catalogue for more solder lengths and prices



Kits - Components

19

MARCO COMPONENT KITS — Always a great success. Superb value for money allowing the student, hobbyist, research engineer, service department, school, college, university etc. to have the opportunity to purchase a complete range of components at an excellent attractive price. All kits supplied with a component listing of the contents and each value is individually packed and marked. See our Storage section for suitable storage drawers etc.

RESISTOR KIT — 0.25W (5 off each value)

A pack containing 305 resistors. Values as listed below. Each value individually packed and each bag marked with the values enclosed.

Contents: 5 of each value:

10R, 12R, 15R, 18R, 22R, 27R, 33R, 39R, 47R, 56R, 68R, 82R, 100R, 120R, 150R, 180R, 220R, 270R, 330R, 390R, 470R, 560R, 680R, 820R, 1K, 1K2, 1K5, 1K8, 2K2, 2K7, 3K3, 3K9, 4K7, 5K6, 6K8, 8K2, 10K, 12K, 15K, 18K, 22K, 27K, 33K, 39K, 47K, 56K, 68K, 82K, 100K, 120K, 150K, 180K, 220K, 270K, 330K, 390K, 470K, 560K, 680K, 820K, 1M.

Order Code: MK001 Price: 1+ £3.95, 5+ £3.50

RESISTOR KIT — 0.25W (10 off each value)

A pack containing 610 resistors. Values as listed below. Each value individually packed and each bag marked with the values enclosed.

Contents: 10 of each value:

10R, 12R, 15R, 18R, 22R, 27R, 33R, 39R, 47R, 56R, 68R, 82R, 100R, 120R, 150R, 180R, 220R, 270R, 330R, 390R, 470R, 560R, 680R, 820R, 1K, 1K2, 1K5, 1K8, 2K2, 2K7, 3K3, 3K9, 4K7, 5K6, 6K8, 8K2, 10K, 12K, 15K, 18K, 22K, 27K, 33K, 39K, 47K, 56K, 68K, 82K, 100K, 120K, 150K, 180K, 220K, 270K, 330K, 390K, 470K, 560K, 680, 820, 1M.

Order Code: MK002 Price: 1+ £5.40, 5+ £4.75

RESISTOR KIT — 0.25W Popular

A pack containing a total of 1,000 0.25W 5% carbon film resistors ranging in value from 10R to 10M. In this pack we have included larger quantities of more popular values. Each value individually packed.

Contents:

No. Value	No. Value	No. Value
10 x 10R	40 x 1K0	20 x 56K
10 x 12R	15 x 1K2	15 x 68K
10 x 18R	15 x 1K5	10 x 82K
10 x 22R	10 x 1K8	30 x 100K
10 x 33R	25 x 2K2	20 x 120K
20 x 47R	20 x 2K7	15 x 150K
10 x 56R	20 x 3K3	15 x 180K
10 x 68R	15 x 3K9	20 x 220K
10 x 82R	25 x 4K7	15 x 270K
20 x 100R	20 x 5K6	15 x 330K
10 x 120R	15 x 6K8	10 x 390K
10 x 150R	10 x 8K2	20 x 470K
10 x 180R	30 x 10K	10 x 560K
20 x 220R	15 x 12K	10 x 680K
20 x 270R	15 x 15K	5 x 820K
20 x 330R	15 x 18K	20 x 1M
10 x 390R	20 x 22K	10 x 2M2
30 x 470R	15 x 27K	5 x 3M3
20 x 560R	20 x 33K	10 x 4M7
20 x 680R	10 x 39K	5 x 6M8
10 x 820R	30 x 47K	20 x 10M

Order Code: MK003
Price: 1+ £6.90 5+ £6.10

METAL FILM 1% RESISTOR KIT - MR25 -

A pack containing a total of 1,000 0.25W 1% Metal Film premium resistors, ranging in value from 10R to 1M. We have included larger quantities of the more popular values.

10x 10R	20 x 220R	10 x 1K8	15 x 15K	40 x 100K
10 x 15R	20 x 270R	10 x 2K	10 x 16K	15 x 120K
10 x 22R	30 x 330R	20 x 2K2	10 x 18K	10 x 150K
10 x 33R	10 x 390R	10 x 2K7	10 x 20K	10 x 180K
10 x 39R	10 x 430R	15 x 3K3	20 x 22K	15 x 220K
15 x 47R	20 x 470R	10 x 3K9	15 x 27K	10 x 240K
10 X 56R	10 X 560R	25 x 4K7	10 x 33K	10 x 270K
10x 68R	10 x 620R	10 x 5K1	10 x 39K	20 x 330K
10 x 75R	20 x 680R	15 x 5K6	10 x 43K	10 x 390K
10 x 91R	10 x 820R	15 x 6K8	20 x 47K	20 x 470K
30 x 100R	10 x 910R	10 x 7K5	15 x 56K	10 x 560K
10 x 120R	20 x 1K0	10 x 8K2	10 x 68K	15 x 680K
15 x 150R	20 x 1K2	30 x 10K	10 x 75K	10 x 820K
10 X 180R	15 x 1K5	15 x 12K	10 x 82K	30 x 1M

Order Code: MK004 Price: 1+ £12.99, 5+ £11.50

RESISTOR KIT — 0.5W Popular

A pack containing a total of 1,000 of 0.5W 5% carbon film resistors ranging in value from 2R2 to 10M. In this pack we have included larger quantities of more popular values. Each value individually packed.

No. Value	No. Value	No. Value
5 x 2R2	20 x 330R	30 x 47K
5 x 2R7	10 x 390R	20 x 56K
5 x 3R3	30 x 470R	10 x 68K
5 x 3R9	20 x 680R	10 x 82K
10 x 4R7	10 x 820R	30 x 100K
10 x 47R	40 x 1K0	10 x 120K
5 x 5R6	10 x 1K2	10 x 180K
5 x 6R8	10 x 1K5	20 x 220K
5 x 8R2	10 x 1K8	15 x 270K
10 x 10R	25 x 2K2	15 x 330K
10 x 12R	20 x 2K7	10 x 390K
10 x 18R	20 x 3K3	20 x 470K
10 x 22R	10 x 3K9	10 x 560K
10 x 33R	25 x 4K7	10 x 680K
5 x 39R	20 x 5K6	20 x 1M
10 x 47R	10 x 8K2	5 x 1M5
10 x 56R	20 x 22K	5 x 1M8
10 x 68R	30 x 10K	10 x 2M2
10 x 82R	15 x 12K	5 x 3M3
20 x 100R	15 x 15K	10 x 4M7
10 x 120R	30 x 18K	5 x 6M8
10 x 150R	20 x 22K	20 x 10M
10 x 180R	10 x 27K	5 x 6M8
20 x 220R	20 x 33K	20 x 10M
20 x 270R	10 x 39K	

Order Code: MK005 Price: 1+ £9.75 5+ £8.75

RESISTOR KIT — 0.5W (5 off each value)

A pack containing 365 resistors. Values as listed below. Each value individually packed and each bag marked with the value enclosed.

Contents: 5 of each value

2R2, 2R7, 3R9, 4R7, 5R6, 6R8, 10R, 12R, 15R, 18R, 22R, 27R, 33R, 39R, 47R, 56R, 68R, 82R, 100R, 120R, 150R, 180R, 220R, 270R, 330R, 390R, 470R, 560R, 680R, 1K, 1K2, 1K5, 1K8, 2K2, 2K7, 3K3, 3K9, 4K7, 5K6, 6K8, 8K2, 10K, 12K, 15K, 18K, 22K, 27K, 33K, 39K, 47K, 56K, 68K, 82K, 100K, 120K, 150K, 180K, 220K, 270K, 330K, 390K, 470K, 560K, 680K, 820K, 1M, 1M2, 1M5, 1M8, 2M2, 2M7, 4M7, 10M.

Order Code: MK006

Price: 1+ £5.50 5+ £4.99

Telephone (0939) 232763 - All Prices include VAT - P & P add £3.00 per order

**RESISTOR KIT — 0.5W (10 off each value)**

A pack containing 730 resistors. Values as listed below. Each value individually packed and each bag marked with the value enclosed.

Contents: 10 of each value

2R2, 2R7, 3R9, 4R7, 5R6, 6R8, 10R, 12R, 15R, 18R, 22R, 27R, 33R, 39R, 47R, 56R, 68R, 82R, 100R, 120R, 150R, 180R, 220R, 270R, 330R, 390R, 470R, 560R, 680R, 1K, 1K2, 1K5, 1K8, 2K2, 2K7, 3K3, 3K9, 4K7, 5K6, 6K8, 8K2, 10K, 12K, 15K, 18K, 22K, 27K, 33K, 39K, 47K, 56K, 68K, 82K, 100K, 120K, 150K, 180K, 220K, 270K, 330K, 390K, 470K, 560K, 680K, 820K, 1M, 1M2, 1M8, 2M2, 2M7, 4M7, 6M8, 10M.

Order Code: MK007 Price: 1+ £8.95 5+ £7.95

RESISTOR KIT — 1W (5 off each value)

A pack containing 305 resistors. Values as listed below. Each value individually packed and each bag marked with the values enclosed.

Contents: 5 of each value:

10R, 12R, 15R, 18R, 22R, 27R, 33R, 39R, 47R, 56R, 68R, 82R, 100R, 120R, 150R, 180R, 220R, 270R, 330R, 390R, 470R, 560R, 680R, 820R, 1K, 1K2, 1K5, 1K8, 2K2, 2K7, 3K3, 3K9, 4K7, 5K6, 6K8, 8K2, 10K, 12K, 15K, 18K, 22K, 27K, 33K, 39K, 47K, 56K, 68K, 82K, 100K, 120K, 150K, 180K, 220K, 270K, 330K, 390K, 470K, 560K, 680K, 820K, 1M.

Order Code: MK009 Price: 1+ £15.50 5+ £13.95

RESISTOR KIT — 2W (5 off each value)

A pack containing 360 resistors. Values as listed below. Each value individually packed and each bag marked with the values enclosed.

Contents: 5 of each value:

10R, 12R, 15R, 18R, 22R, 33R, 39R, 47R, 56R, 68R, 82R, 100R, 120R, 150R, 180R, 220R, 270R, 330R, 390R, 470R, 560R, 680R, 820R, 1K, 1K2, 1K5, 1K8, 2K2, 2K7, 3K3, 3K9, 4K7, 5K6, 6K8, 8K2, 10K, 12K, 15K, 18K, 22K, 27K, 33K, 39K, 47K, 56K, 68K, 82K, 100K, 120K, 150K, 180K, 220K, 270K, 330K, 390K, 470K, 560K, 680K, 820K, 1M, 1M2, 1M5, 1M8, 2M2, 2M7, 3M3, 3M9, 4M7, 5M6, 6M8, 8M2, 10M.

Order Code: MK010 Price: 1+ £27.50 5+ £25.00

CERAMIC KIT - 50V.

A pack containing 125 50v disc and plate ceramics - ranging in value from 1pF to 10nF (0.01mF). Each value individually packed and each bag marked with the values enclosed.

Contents: 5 of each value.

1.8pF, 2.2pF, 3.3pF, 4.7pF, 6.8pF, 8.2pF, 10pF, 15pF, 22pF, 27pF, 39pF, 47pF, 56pF, 68pF, 82pF, 100pF, 150pF, 180pF, 270pF, 470pF, 560pF, 1000pF, 2200pF, 4700pF, 10nF.

Order Code: MK011 Price: 1+ £3.99 5+ £3.50

PRE-SET VERTICAL KIT

A pack containing a total of 120 miniature vertical mounting pre-set potentiometers. A total of 13 different values. Each value individually packed.

Contents:

No. Value	No. Value	No. Value
5 x 100R	5 x 2K2	10 x 47K
5 x 220R	15 x 2K7	20 x 100K
5 x 470R	20 x 10K	5 x 220K
15 x 1K	5 x 22K	5 x 470K
5 x 1M		

Order Code: MK012 Price: 1+ £8.75 5+ £7.75

PRE-SET HORIZONTAL KIT

A pack containing a total of 120 miniature horizontal mounting pre-set potentiometers. A total of 13 different values. Each value individually packed.

Contents:

No. Value	No. Value	No. Value
5 x 100R	5 x 2K2	10 x 47K
5 x 220R	15 x 4K7	20 x 100K
5 x 470R	20 x 10K	5 x 220K
15 x 1K	5 x 22K	5 x 470K
		5 x 1M0

Order Code: MK013 Price: 1+ £8.75 5+ £7.75

FUSE KIT -20mm Quick Blow

A pack containing 80 Quick-Blow 20mm fuses. Each value individually packed.

Contents:

No. Value	No. Value	No. Value
5 x 100mA	10 x 500mA	10 x 3.15A
5 x 250mA	20 x 1A	5 x 5A
5 x 315mA	5 x 1.6A	5 x 6.3A
	10 x 2A	

Order Code: MK014 1+ £4.80 5+ £4.40

FUSE KIT -20mm Anti-surge

A pack containing 80 Anti-Surge 20mm fuses. Each value individually packed.

Contents:

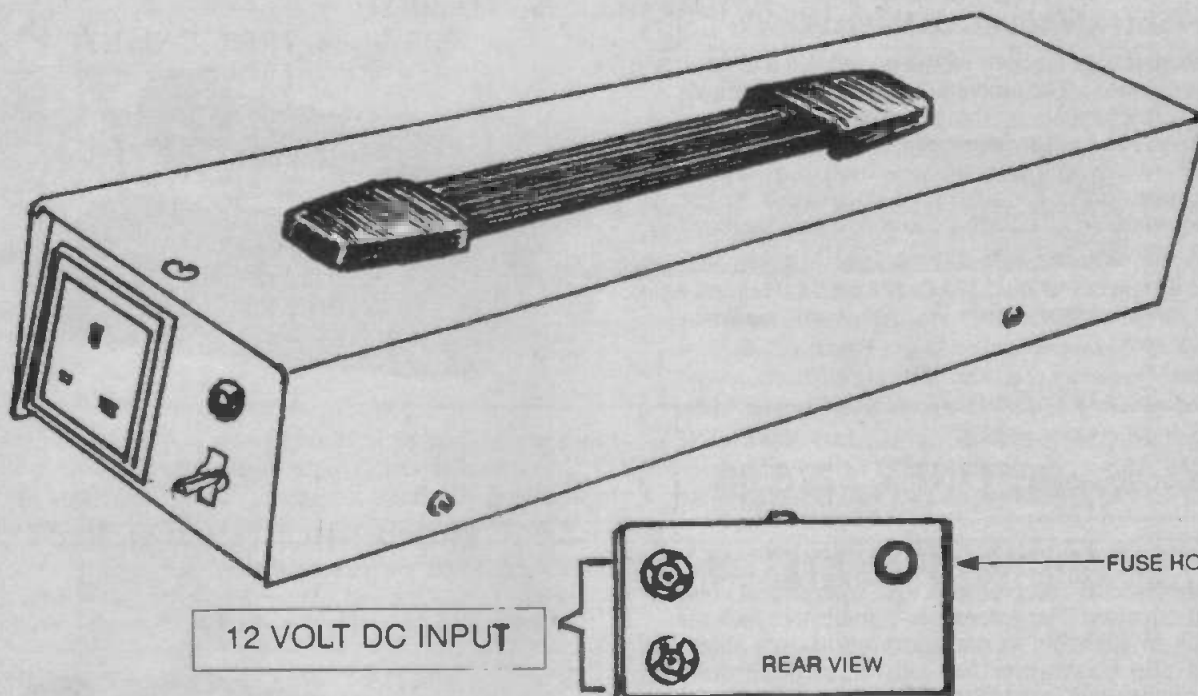
No. Value	No. Value	No. Value
5 x 100mA	5 x 1.6A	5 x 5A
5 x 250mA	5 x 2.5A	5 x 6.3A
10 x 315mA	10 x 3.15A	20 x 1A
10 x 500mA		

Order Code: MK015
1+ £12.50 5+ £11.25



Inverter - Leisure Power

21



We are very pleased to introduce a brand new range of British designed and built inverter's. You will know how expensive 12V electrical equipment such as TV's, Video Recorders etc are to buy, only to be used for a couple of weeks a year. For this reason, an inverter is the obvious choice. The principle is quite simple. Using your existing 12V car battery the Inverter produces 220/240Vac output.

Two versions are available, 100VA and 250VA. Both of the above models can be supplied either in UK version or 2-pin European version.

Further full technical information is available upon request. Although technical knowledge is not required to use any inverter it is advisable to have some understanding of power requirements of every day household appliances. We have included some domestic rating for your information.

- Simple to use
- Full fuse overload protection
- UK and 2-pin European versions available
- Housed in rigidised stainless steel
- Manufactured and designed in UK
- Sleek styling for easy storage
- Ideal for Caravan, Camping, Boating etc
- Available in 100VA or 200VA.

These inverters have just been released and we are offering them at a very special introductory price.

I regret that the manufacturers have not yet advised us of the full list prices and so we are unable to say for how long we can hold these special prices.

REMEMBER! THESE INVERTERS ARE OF THE HIGHEST QUALITY, YOU WILL NOT EVEN FIND INFERIOR IMPORTED UNITS AT SUCH A COMPETITIVE PRICE!

SPECIFICATION

	OUTPUT:	
Power Continuous	100V	200V
Voltage	100W	180W
Frequency	220-240VAC	220-240VAC
Waveform	50Hz	50Hz
	Square	1Square
	INPUT:	
Voltage	10-14Vdc	10-14Vdc
Max. Efficiency	92%	92%
Min. no load current	0.4A	0.4A
Dims. mm.	1125 x 96 x 35	182x105x60
Weight	4kg.	5kg.

TYPICAL POWER CONSUMPTION

Appliance	Wattage
13" Colour TV	50
19" Colour TV	100
VCR	50
Lamp	100
Blender	300
Curling Iron	50
3/8 Power Drill	500
Icemaker	200
Coffee maker	1000
3 cu. ft. Fridge	150
20 cu. ft. fridge	750
Compact Microwave	750
Full Size Microwave	1500
Vacuum	1100

100VA VERSION £99.99 including VAT! (£85.09 plus VAT)

200VA VERSION £149.99 including VAT! (£127.65 plus VAT)

Telephone (0939) 232763 - All Prices include VAT - P & P add £3.00 per order



HAND HELD MICROPHONE SYSTEM


DTI APPROVED TO MPT1345

A portable diversity receiver with tone squelch and noise reduction circuitry. The antenna A-B indicators indicate the switch in channels as the performer moves about. The microphone has an intermediate mute position on the on/off switch to eliminate switch-on pop. Output from the receivers is via a 6.35mm unbalanced socket. Note: the receiver is 12Vdc powered. Recommended power supply: P007D.

Receiver: Frequency: 174.1, 174.5, 174.8MHz, Frequency response 30Hz to 18KHz, SIN ratio, 100dB, RF sensitivity 15dB at SIN 60dB, De-emphasis: 50µ sec, Power: 12Vdc.

Transmitter: Frequency response: 30Hz to 18KHz, RF power: 2mW, Modulation: FM 15KHz, Spurious emissions: 45dB, Power: 9Vdc battery (not supplied).

ORDER CODE: G205 **ONLY £225.00**



TIE CLIP MICROPHONE SYSTEM


A portable diversity receiver with tone squelch and noise reduction circuitry. The antenna A-B indicators indicate the switch in channels as the performer moves about. The Belt-clip transmitter has an intermediate mute position on the on/off switch to eliminate switch-on pop. Output from the receiver is via a 6.35mm unbalanced socket. Note: the receiver is 12Vac powered. Recommended power supply P007D.

Receiver: Frequency: 174.1, 174.5, 174.8MHz, Frequency response 30Hz to 18KHz, SIN ratio, 100dB, RF sensitivity 15dB at SIN 60dB, De-emphasis: 50µ sec, Power: 12Vdc.

Transmitter: Frequency response: 30Hz to 18KHz, RF power: 2mW, Modulation: FM 15KHz, Spurious emissions: 45dB, Power: 9Vdc battery (not supplied).

ORDER CODE : G205A
ONLY £245.00

WARNING - This product is for Export only and is NOT APPROVED for use in the UK. Users are liable to prosecution under the Wireless Telegraphy Act 1949 (and any amendments thereto) This condition may apply to other countries.



Video Plus - What is Video Plus+? How does it work?

EVERY TELEVISION OR SATELLITE PROGRAMME WILL HAVE A CODE NUMBER PRINTED ALONGSIDE IT IN SELECTED TV LISTINGS. RECORD ONCE ONLY OR ON A WEEKLY OR DAILY BASIS.

Use it with your existing video and your existing satellite receiver.

VIDEO plus+ is an easy to use, one step video programmer which allows you to record your favourite television and satellite programmes at the touch of a button. It's as easy as dialling your phone!

- ✓ No more complicated, difficult to learn, recording procedures for video owners.
- ✓ No more 8 -16 steps, or more, to set your video to record a single programme.
- ✓ No more mistakes in recording the wrong programme or worse - no programme at all!

NEW



Just punch in the VIDEO PlusCode published in your newspaper or TV Listing and you're done!

BBC1 8.15pm
↓
Birds of a Feather + 9196
BBC2 6.00pm
Wildlife Showcase + 6014
BSky B 12.05am

SKY MOVIES


Shirley Valentine + 1269
CH4 5.10pm
Brookside + 8157
ITV 10.40pm
Sports Special + 5236

Order Code: VID/PLUS 01

ONLY £49.99



12 Volt FLUORESCENT LIGHT (Twin)



A very attractive twin tube fluorescent light complete with two 12Volt 8Watt fluorescent standard type & size tubes. White plastic case with clear plastic ribbed diffuser and ON/OFF switch. The light is fitted with approx. 90cms. of twin flex for connection to 12V battery or other 12V power supply. Cable is colour coded for polarity identification. These lights are ideal for Caravans, Boats, Vans, Camping etc.

Overall dimensions: 370 X 65 X 41mm.		ORDER CODE: OPTO/T12
1+	10+	50+
£ 7.50	£6.75	£5.75

SINGLE 12 Volt FLUORESCENT LIGHT

Identical to the above unit but SINGLE tube fitting.

Overall dimensions: 370 x 65 x 14mm.		ORDER CODE: OPTO/S12
1+	10+	50+
£6.50	£5.50	£4.50

SPARE TUBES


Replacement tube for above Twin and Single Fluorescent lamps Fits most 12V Fluorescent lamps, Philips, etc. Tube length is approx: 300mm incl. pins.

Colour: White. ORDER CODE: OPTO/TUBE


1+	10+	50+
£1.50	£1.25	£1.00

SPARE TUBES - 'WARM' WHITE

Identical to the above tube but more suited for the caravan/camping application. This tube gives a 'warmer' light.. ORDER CODE: TUBE/WW



1+	10+	50+
£1.95	£1.75	£1.50



PORTABLE FLUORESCENT LIGHT - 12 VOLT

Free-standing or hanging (Hanging hook supplied), with approx. 5 Metres lead terminating in standard car type cigar plug. Ideal for use in Car, Boat, Caravan, Van, Camping etc. Sealed unit therefore completely weatherproof, they even float on water!! The fluorescent light is 12Volt & 10Watts.

Overall dimensions: 430 X 30MM dia. ORDER CODE: OPTO/M12

1+	10+	50+
£6.99	£5.99	£5.50

WE ARE THE IMPORTERS OF THESE ITEMS. LARGER QUANTITY. PRICES AVAILABLE

Telephone (0939) 232763 - All Prices include VAT - P & P add £3.00 per order



BENCH POWER SUPPLY

NEW

High quality bench type variable and current regulated power supply. Coarse and fine voltage setting controls. Output current regulation control with hi/lo switch. Metering of voltage and current. Output via 4mm binding posts. High stability, low ripple.

Input voltage: 220/240Vac 50Hz, Output voltage: 0 - 30Vdc variable, Output current: 0 - 3A, Stability: 0.01%, Ripple: 0.5mV, Dims: 215 x 260 x 155mm.

ORDER CODE : P003

ONLY £175.00



12A DC-DC CONVERTER

Heavy duty DC to DC converter designed for use in commercial vehicles converting from 24Vac to 12Vdc. Constructed within a matt black heatsink. Input internally fused. Includes a power on/off switch and LED on indicator.

Input: 24Vac, Output: 12Vac, Max. Rating: 7A continuous, 12A Max, Dims: 200 x 100 max. 42mm.

ORDER CODE : P008C

ONLY £19.99




REGULATED POWER SUPPLY

Superior quality regulated power supply. Several output voltages selected by a rotary switch with current rating of 1A(1000mA). Input via a 3-core mains lead. Output via a fitted lead with a 4-way spider plug. 9v battery snap and walkman plug.

Output voltages 3, 6, 9, 12, 13.5, 17, 18Vac, Power output 220/240Vac 50Hz, Dims: 150 x 77 x 62mm.

ORDER CODE : P006V

ONLY £15.99



10A, 13.8Vdc POWER SUPPLY

Regulated power supply for use with CB rigs, auto equipment. High stability circuitry with high surge current capability. Overload protection.

Input voltage: 220/240Vac 50Hz, Output voltage: 13.8Vdc, Output current: 10A continuous, 14A max, Stability: 1%, Ripple: 25mV, Connections 4mm banana socket, Screw terminals, Dims: 156 x 110 x 224mm.

ORDER CODE : P001J

ONLY £52.99



15A, 13.8Vdc POWER SUPPLY

Regulated power supply for use with CB rigs, auto equipment. High stability with high surge current capability. Overload protection.

Input voltage: 220/240Vac 50Hz, Output voltage: 13.8Vdc, Output current: 15A continuous, 17A max, Stability: 1%, Ripple: 25mV, Connections 4mm banana socket, Screw terminals, Dims: 240 x 165 x 120mm.

ORDER CODE : P001L

ONLY £75.99





WORLD TIME MULTI-FUNCTIONAL UNIT

A small, lightweight, compact unit which has a digital display which shows 13 world time zones and can be switched to calculator mode. Receives the FM Band and has an alarm buzzer function and will display day, date and calculator mode. Requires 2 x AAA cells. Tuning range FM 88 to 108MHz. World time zones: (Free place), London, Paris, Cairo, Moscow, Bangkok, Hong Kong, Tokyo, Sidney, Honolulu. Los Angeles, Chicago, New York.




Order Code: H **Price: £22.50**

SATELLITE FINDER

Satellite finder kit designed to aid the speedy installation and lining up of satellite dishes. The kit consists of a signal strength meter, a compass, a connecting lead and a battery pack within a vinyl case. Requires 10 x AA batteries (not supplied).

Order Code: T135

ONLY £36.99



SATELLITE DISH KIT

Complete satellite dish fixing kit, consisting of:

- 20m of black FO49A cable.
- 30 cable clips
- 5 x 10mm fixing bolts.
- Weatherproof boat
- 2 x 'F' connections.
- Compass

Order Code: T115A

ONLY £12.50



SATELLITE SIGNAL METER

A professional handheld portable satellite signal strength meter in a rigid metal cabinet and supplied with a carrying case. Designed for speed and precise alignment of satellite dishes.

Power supply: 12V/550mA NiCad battery pack (internal) or optional 17-24Vdc mains adaptor. Input impedance: 75Ω. Frequency range: 900 - 2050MHz. Dims: 150 x 56 x 120mm, Weight: 730g (inc NiCad batteries).

Order Code: T136

ONLY £95.50

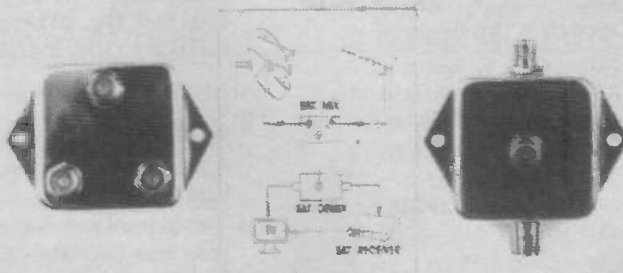
SATELLITE MIXER

High quality sealed junction box for combining satellite and domestic TV aeriels, enabling a single cable to be used. 3 x 'F' type connectors.

Inputs: 950 - 2000MHz satellite 40 - 860MHz terrestrial, Output: 40 - 2000MHz - 75Ω, Insertion loss: 0.5 - 1.0dB, Dims: 50 x 50 x 200mm.

Order Code: 356D

ONLY £9.99



SATELLITE DE-MIXER

High quality screened junction box for separating a combined single download to a TV and satellite receiver. 2 x axial connectors, plus 'F' type for satellite out.

Input: 40 - 3000MHz - 75Ω, Outputs: 950 - 2000MHz satellite, 40 - 860MHz terrestrial, Insertion loss 0.5 - 1.0dB. Dims: Body 50 x 50 x 20mm.

Order Code: F356C

ONLY £9.50

SATELLITE DOWN LEAD

Type RG6 (CT100). Semi air-spaced 75ohm/1.0mm conductor. Copper braid and aluminium foil screens. Dia: Approx. 6.5mm.

Colour: Black.

Order Code: CBL/SAT

Price per metre 1+ 45p 10+ 40p
Per 100 metre reel £18.50

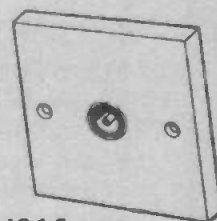


"F" WALL OUTLET

Single flush surf mounting wall outlet with 'F' type female Socket. Designed for satellite systems, screw connections, no soldering required. Fits standard pattress. (See our electrical section). Supplied complete with fixing screws.

Order Code: AER/TV215

Price: 1+ £1.10 4+ 99p





Our Component Packs were such a success when introduced that we have increased the range. We have added approx. 17 more packs to our range and we will be adding even more over the next few months. For those of you who have already purchased some of our packs 'Thank You' for making them a success and for those who have not yet purchased any, do so now and save money!

KNOB PACK

A Pack containing an assortment of knobs, both rotary and slider. Some push On and some are screw fixing.

Total Pack Qty: 50 Assorted

ORDER CODE: PACK/018

PRICE: £4.95

0.5W RESISTOR PACK

A good assortment of good quality 0.5W Carbon Film resistors mainly 5% tolerance. Many preferred values included. A super buy.

Total Pack Qty: 1000 assorted

ORDER CODE: PACK/020

PRICE: £3.50

ZENER DIODE PACK

A good selection of assorted voltages and wattages from 3.0v to 180v and wattages 250mW to 5Watt.

Total Pack Qty: 100 Assorted

ORDER CODE: PACK/024

PRICE: £2.99

VOLTAGE REGULATOR PACK

A most useful pack containing a good selection of assorted fixed and maybe variable regulators. Both +ve and -ve. from 100mA to 5A. Plastic and metal. Excellent value for money.

Total Pack Qty: 25 Assorted.

ORDER CODE: PACK/025

PRICE: £5.50

PLUG TOP MAINS FUSE PACK

A pack of assorted 1in. mains fuses. Anything from 3A to 13A. Super value for money.

Total Pack Qty: 40 assorted

ORDER CODE: PACK/029

PRICE: £4.95

SLIDER POT PACK

A pack of metal and plastic mono and stereo sliders, Log and Lin. Values may range from 250 ohms to 1 Meg

Total Pack Qty: 25pcs

ORDER CODE: PACK/030

PRICE: £2.75

TUBULAR CERAMIC PACK

A good Mixture of capacitors, anything from 1pF up to 10,000 pf. Radial leads ideal for PCB mounting.

Total Pack Qty: 100pcs

ORDER CODE: PACK/031

PRICE: £1.50

ELECTROLYTIC PACK

A good assortment of both axial & radial capacitors. Some radials are already pre-cropped for PCB mounting. These packs contain a good selection of voltages from 10V to 1000V and values anything from 1.0uF to 1000uF. This pack is excellent value for money.

Total Pack Qty: 100 Assorted

ORDER CODE: PACK/021

PRICE: £2.75

DISC CERAMIC PACK

A super selection of assorted values and voltages. Many popular values are included. Voltages, anything from 5 to 1kV. Values, anything from 1.0pF to 0.1uF.

Great value for money.

Total Pack Qty: 100 assorted

ORDER CODE: PACK/022

PRICE: £1.75

POLYSTYRENE PACK

A very useful range of assorted values and voltages of polystyrene capacitors. Many preferred values included.

Values range from 10pF to 0.1uF, and voltages up to 400v.

Total Pack Qty: 100 assorted

ORDER CODE: PACK/023

PRICE: £1.75

BRIDGE RECTIFIER PACK

A very mixed pack, excellent value for money. May contain voltages from 50 to 1000v and up to 10 Amps.

Total Pack Qty: 25pcs

ORDER CODE: PACK/026

PRICE: £5.75

CABLE TIE PACK

A mixed pack of assorted length cable ties and may be black or white in colour.

Total Pack Qty: 100pcs

ORDER CODE: PACK/027

PRICE: £2.50

HEATSHRINK PACK

A super pack, very high quality heatshrink sleeving. Much of it is British made. A very good assortment of both colours and sizes.

Total Pack Qty: 10 Lengths approx 12" in length.

ORDER CODE: PACK/028

PRICE: £1.75

500V SINGLE LAYER CERAMIC PACK

A useful assorted pack of these very high quality capacitors. Very small, 8-16mm

Normal price over 50p each. Super value,

Total Pack Qty: 50pcs

ORDER CODE: PACK/032

PRICE: £5.50

TRANSFORMER PACK

A superb pack containing various small transformers, all being 220/240V primary. The secondary outputs will vary anything from 4.5V up to 12V. Mainly chassis type but maybe some PCB types included. Current ratings anything from 200mA to 1Amp.

Total Pack Qty: 20 pieces

ORDER CODE: PACK/035

PRICE: £15.00

MOTOR PACK

A good mixture of mainly 3-12Vdc motors but maybe a couple of 10V or 220v/240v included for good measure.

Total Pack Qty: 10pcs

ORDER CODE: PACK/038

PRICE: £5.00



Super Saver Packs

27

WATCH PACK

Another very mixed pack which may include LCD, LED, gents, boys, ladies and girls watches. Watches may or may not have straps, bracelets fitted. Having just seen a bracelet for sale for over £7-00 this pack is a winner! Sold by weight, but you should get 6-10 watches.

Total Pack Weight: 0.5Kg
ORDER CODE: PACK/037

PRICE: £5-00

SWITCH PACK

An assortment of switches which may include: rocker, illuminated, rotary, toggle, micro, push, slide etc.

Total Pack Qty: 20 pcs.
ORDER CODE: PACK /039

PRICE £2.75

POWER SUPPLY PACK

An assortment of mainly 220/240V 2 pin low voltage power supplies useful for running calculators, radio's, walkman's etc. Most fit the standard UK shaver socket.

Total Pack Qty: 10Pcs
ORDER CODE: PACK/040

PRICE: £5-99

SOLDER PACK

A mixed pack of both 18swg and 22swg solder. Each pack contains 10 assorted 12in lengths of solder.

ORDER CODE: PACK/043

PRICE: £1.50

CONNECTOR PACK

A useful pack containing a wide & varied selection of assorted connectors. Typical types may include: D type, IDC, Edge, Audio, Chassis, Line etc. In fact almost any type including popular ones.

Total Pack Quantity: 25 pcs.
ORDER CODE: PACK/044

PRICE: £5.99

DIN CONNECTOR PACK

An assorted pack of DIN plugs, sockets chassis and line.

Total Pack Qty: 25pcs
ORDER CODE: PACK/045

PRICE: £4-50

PVC SLEEVING PACK

Assorted diameters & colours of PVC sleeving. Diameters may range from 2mm up to 19mm. These packs are super value.

Total Pack Qty: 10 lengths each approx 12" long
ORDER CODE: PACK/046

PRICE: £1-25

TV DROPPER PACK

This pack contains a random selection of very assorted values of TV Replacement Droppers. Pack may include droppers for Philips, Thorn, Pye, Decca etc. etc.

Total Pack Qty: 15pcs
ORDER CODE: PACK/047

PRICE: £6.50

MULTI-SECTION ELECTROLYTIC PACK

A super mixed pack of multi-section electrolytics. Widely used in TV sets etc. The original prices of some of these capacitors was over £5-00 each!! These really are good value.

Total Pack Qty: 10pcs
ORDER CODE: PACK/048

PRICE: £5-50

0.25W RESISTOR PACK

Assorted values, some popular because we are overstocked, others simply values we don't stock. Either way, these really are a bargain. A minimum of 10 different values. All 0.25W carbon film, 5% tolerance.

Total Pack Qty: 1000pcs
ORDER CODE: PACK/049

PRICE: £2.50

GOODY PACK

This pack contains a random selection of very assorted components including:

Resistors, Capacitors, Connectors, IC's, Diodes, Potentiometers and much much more. Many of the items are to a much higher spec.

than those usually available to the hobby market. These packs really are a bargain. These packs are sold by weight.

Total Pack Weight: 1Kg
ORDER CODE: PACK/050

PRICE: £2-50

MAGAZINE PACK

A random selection of Electronic Magazines! Some may be old, some may be new, but whatever you get it will be interesting reading. Ideal for those winter nights!

Total Pack Qty: 10 Magazines
ORDER CODE: PACK/051

PRICE: £4-50

PRE-SET PACK

A mixed pack of various pre-sets. Miniature, standard, 0.1W, 0.25W, vertical, horizontal. Assorted values from 100R to 1 Meg.

Total Pack Qty: 100 pcs
ORDER CODE: PACK/001

PRICE: £3-50

POTENTIOMETER PACK

A mixed pack of pots single, dual, slider, convergence - in fact almost every kind of pot. Assorted values ranging from 10R to 1 Meg. These really are super value.

Total Pack Qty: 100 Assorted
ORDER CODE: PACK/002

PRICE: £4.75

VOLTAGE DEPENDENT RESISTOR PACK

A good mix of different types of V.D.R.s 50-500V Super value

Total Pack Qty: 50 Assorted
ORDER CODE: PACK 003

PRICE £3.25

WIREWOUND RESISTOR KIT

A very mixed pack of assorted wirewound resistors. Mixed wattages and values, many popular values. A really good value pack.

Total Pack Qty: 100 assorted
ORDER CODE: PACK 004

PRICE £2.75

DIL SOCKET PACK

A good assortment of various IC sockets which may range from 8 pin to 64 pin! Generally low profile. May also include gold plated, turned pin, wirewrap etc.

Total pack Qty: 100 pcs.
ORDER CODE: PACK 009

PRICE: £8.50

SUPADRV SELF TAPPING PACK - HARDWARE

A super pack of a mixture of No. 4 x 3/8in. and No. 6 x 1/2in. All Panhead hardened steel type AB bright zinc.

Total Pack Qty: 100 assorted
ORDER CODE: PACK 010

PRICE:

£1.25

MIXED SELF TAPPING SCREW PACK - HARDWARE

A good mixture of various self-tapping screws of assorted types, lengths etc. All top quality. Length's 5-10mm.

Total Pack Qty: 200 assorted
ORDER CODE: PACK 011

PRICE: £2.75

TUNGSTEN CARBIDE DRILL PACK

Very useful random selection of metric tungsten-drill bits suitable for drilling glass fibre based PCB's and general hobby use, giving extended life over HSS drills. Sizes may range from 0.4mm up to 3.00mm.

ORIGINAL PRICE OF THESE BITS WAS £4.20 EACH.

Total pack qty: 10 pieces

ORDER CODE: SO/610. PRICE £3.50

**PRE-SET PACK 0.25W**

A super selection of 0.25W Pre-sets mainly Piher enclosed. All types. Both vertical and horizontal and many popular values. Values may range from 100R to 10 Meg!

Total Pack Qty: 100 pcs. assorted

ORDER CODE: PACK/016

PRICE: £2.75

POLYESTER PACK

A good assortment of various polyester capacitors. Both Radial and Axial styles, values ranging from 0.01uF up to 2.2uF and voltages from 63V to anything up to 1000V! This pack is very good value for money.

Total Pack Qty: 100 Assorted

ORDER CODE: PACK/017

PRICE: £2.75

TANTALUM BEAD CAPACITOR PACK

A random selection of tantalum bead capacitors of assorted voltages and values, many popular values.

Total Pack Qty: 50 pcs.

ORDER CODE: PACK /005

PRICE: £2.50

TRANSISTOR PACK

A mixed pack of various transistors, many popular types including: AC169, BC107, BC125, BC147, BC148, BC158, BC182A, BC237, BC328, BC558, BCY72, 2N2907A, TIP126, TIP141, T1S90, 2N2222A, etc. etc.

Over £17.00 value at current catalogue prices!!


Total Pack Qty: 100 pcs

ORDER CODE: PACK/006

PRICE: £5.25

FM MINI TRANSMITTER

ILLEGAL FOR USE IN U.K.



Very high quality Mini-Bug, ideal for baby alarms etc. These units are well tried and tested and may be the best on the market. Range is difficult to quote because it depends on conditions.

Simply remove box cover, insert AA battery (not included) and tune radio to mini-bug and you're ready to go. One battery can last five days continuous!

NOT LICENSABLE IN THE UK

Frequency range 95-110MHz. Power aa 1.5V
Battery. Dimensions: 72 x 46 x 22mm.

Order Code: SEC/FMBI

Price 1+ £9.99 10+ £7.50

INTEGRATED CIRCUIT PACK

A super value pack containing all types of I.C.'s many popular types included. All are new and full spec.

Total Pack Qty: 100 pcs

ORDER CODE: PACK/007

PRICE: £5.75

M5 & M6 Pack

A mixed pack of steel screws, a mixture of Panhead, Supadriv and Allen type. All super quality and a real bargain!

Total Pack Qty: 50 Assorted

ORDER CODE: PACK/012

PRICE: £1.25

MIXED HARDWARE JUMBO PACK

A super Jumbo pack containing all types of bolts, screws, washers. All mainly small types and high quality. Also nuts etc. Length's 10-45mm This pack is really super value for money.

We are selling this pack by weight: 1Kg.. This is up to 1000 pcs depending on sizes.

Pack Size: 1Kg.

ORDER CODE: PACK/014

PRICE: £2.75

FUSE PACK

A super pack containing an assortment of fuses which could include 20mm 32mm 1", fast blow, slow blow, in fact any type of fuse. Many popular sizes and values.

Total Pack Qty: 100 pcs.

ORDER CODE: PACK/015

PRICE: £2.75

VALVE PACK

A useful pack of ten assorted valves – all shapes and sizes, some old, some may be new types. All supplied ex-equipment and used. None of the values supplied are guaranteed.

Total pack qty: 10 pieces

Order Code: PACK/VALVE

PRICE £5.99

VIDEO BULBS -

12V 60 MA Extra Long 28cm leads. Suitable for VHS Videos and general purposes.

Price: 75p Each – Buy 10 at 60p each

VIDEO SENDER

A superb video sender that simply transmits your video/audio signals around the home – up to approx 100ft. So if you want to watch a video on a second or third television in the house and don't want to move your VCR – you need a video sender. Simple to use, simply connect sender to VCR using leads supplied. (Sender may also be connected to most camcorders for broadcasting live pictures)

Power: 12 Vdc (adaptor supplied)


ILLEGAL FOR USE IN U.K.

Order Code: SO/SENDER

Price: 1+ £17.50 4+ £15.00



LOGIC 4



Three zones, each with its own individual function, built-in bell timer and keyswitch operation provide effective security with absolute ease of operation.

Simple to install, supplied with full fitting instructions etc.

Also available with complete alarm package, see above for further information

- Keyswitch operated security control unit. ■ Selectable part guard zone
- Separate PA and tamper loops ■ Adjustable entry - exit timers
- Integral 20 minute bell timer with auto-reset ■ Latching strobe output
- Simple 4 terminal wiring to each zone ■ Secure key switch with 2000 combinations
- 1 Amp power supply output.

Order Code: SEC/LGC4

Price: £39.99

OPTIMA XM and OPTIMA PLUS



An updated version of the 'Optima' panel. Rubber keypad, fully selectable, 4 digit customer code allows the system to be switched on or off, with the option of omitting zones, quick setting at night and performing simple tests. Simple to install supplied with full fitting instructions. Ideal for home or office. This is our number one selling panel. Also available with complete alarm package, see above for further information and prices.

- Keypad operated and programmed. ■ 4 zones plus PA and tamper
- Built-in internal sounder with control of low volume tones ■ Users may omit any zone
- Memory recall for last alarm ■ Programmable timers including bell cut off
- NVM for protection of engineer program ■ Quick set feature
- Intelligent auto-reset and re-arm.


Order Code: SEC/OPT/XM **Price: £49.99**

OPTIMA PLUS As above but has two communicator outputs, enabling eventual connection to a BT line. Further tech information on request.

Order Code: SEC/OPT/PLUS **Price: £75.00**

HOME ALARM PACKAGE SPECIALS

We have sold hundreds of these Home Alarm Security Packages. They are excellent value for money offering a substantial saving on list prices. OK so what do you get?



Contents as follows:

- OPTIMA XM ALARM CONTROL PANEL
- EXTERNAL RED BELL BOX
- SIREN FOR BELL BOX
- FULL FITTING INSTRUCTIONS
- 2 x INTERNAL PIRS
- 2 SETS OF DOOR CONTACTS
- 100m CABLE AND CLIPS

Order Code: SEC/PACK/OPT

Price: £130.00

LOGIC 4. A new package to our range, offering excellent value for money. All our alarms come with full fitting instructions. The Logic 4 package contains: ■ LOGIC 4 CONTROL PANEL ■ EXTERNAL BELL BOX ■ SIREN FOR BELL BOX ■ 2 x INTERNAL LYNX PIRS ■ 2 x DOOR CONTACTS ■ 100m CABLE AND CLIPS. ■ FITTING INSTRUCTIONS.

Order Code: SEC/LOG/PACK **Price: £115.000**

Telephone (0939) 232763 - All Prices include VAT - P & P add £3.00 per order




VSS70 SYSTEM WITH VIDICON CAMERA AND SOUND

•FOUR CAMERA FACILITY WITH SOUND AND
INDIVIDUAL MONITORING

Order Code SEC/VSS70

**PRICE:
£350.00**

Complete with Monitor,
Vidicon Camera, Stand
and 18 metre Cable



CSS40 SYSTEM WITH CCD CAMERA AND SOUND

•FOUR CAMERA FACILITY WITH SOUND AND
INDIVIDUAL MONITORING

Order Code SEC/CSS400

**PRICE:
£499.99**

Complete with Monitor,
CCD Camera, Stand and
18 metre Cable

**ALL ITEMS MAY BE
PURCHASED
INDIVIDUALLY**

Code: SEC /P710
Code: SEC /P711
Code: SEC /P715
Code: SEC /P720

VIDICON CAMERA
CCD CAMERA
10in. MONITOR
CAMERA STAND

£179.00
£306.00
£230.00
£15.73

Code: SEC /P722
Code: SEC /P721
Code: SEC /P721A

CAMERA HOUSING (Weatherproof) £53.00
18 METRE LEAD £15.75
90 METRE LEAD £71.80



CCTV Equipment

CCTV CAMERA (Used)

A steel cased, closed-circuit monochrome camera. Ideal for internal or external (using the weatherproof housing) security for domestic or commercial property surveillance.

All cameras are supplied complete with 16mm lens. These units are secondhand and the style and design may differ to the illustration as stock changes. All camera's are thoroughly tested before despatch and should give very long trouble free service. Never mount the camera facing a window or bright light as this will burn the camera tube. Voltage generally 240V, if lower, we will supply a suitable PSU.

ORDER CODE: SEC/CAMERA/USED Price: 1+ £125.00 4+ £115.00



CCTV MONITOR (Used)

Steel cased, good quality black and white monitors. Depending on availability we can normally offer sizes from 9" up to 17". State your preferred size we will supply nearest size available. All monitors: 240Vac.

ORDER CODE: SEC/MON/USED
Price: 1+ £95.00 4+ £85.00



C.C.T.V. CAMERA BRACKET (New)


High quality, British made mounting bracket to suit not only our camera's above, but any CCTV camera. White plastic coated steel with standard 1/4in. - 20 mount. Locking swivel allows camera to be adjusted and fixed in almost any position.

ORDER CODE: SEC/CB Price: 1+ £8.50 4+ £7.50

SPARE LENSES FOR THE ABOVE USED CAMERAS. STANDARD C MOUNT FITTING. SEC/16MM - 16MM (NORMAL ANGLE) £17.50
SEC/8MM - (WIDE-ANGLE) £48.50

BUY THE COMPLETE PACK ABOVE i.e: 1 x Camera, 1 x Monitor, 1 x Bracket **£199** (Carr. £12)

Telephone (0939) 232763 - All Prices include VAT - P & P add £3.00 per order



AUDIO SIGNAL GENERATOR

A good quality audio signal generator covering 10Hz to 1MHz in five scale ranges on a calibrated scale. Output offers either square or sine wave at up to 'high' or 'low' and a fine adjustment to output is also incorporated. Output is via two 4mm terminals. Supplied complete with operation manual and 2 metres of mains lead. Sine wave - at up to 8V rms, level may be set to 'high' or 'low'.

Frequency range, 10Hz - 1mHz sine, 20Hz - 20KHz square wave; Accuracy 3% + 2Hz; Output voltage 8V rms max; Output impedance 600Ω; Output control High, low (-40dB) and fine control; Distortion 0.05% 500Hz - 50Hz, 0.05% 50Hz - 500KHz; Synchronisation +3%; Input impedance 10K; Dimensions 150 x 250 x 130mm; Weight 2.5kg.

Order Code: TEST/AUD
Price: £108.00



AQUARIUM THERMOMETER

A dual sensor digital thermometer designed for comparative measurements between water and room temperature. The external sensor can be attached to the glass of the tank with the sucker provided. The internal sensor measures room temperature. The thermometer can be attached to the aquarium with the strips provided.

Temperature range -25 ° to +70°C
Resolution 0.1°C
Power button cell
Dimensions 59 x 60 x 14mm

Order Code: Y137P
Price: £7.75



DIGITAL THERMOMETER/CLOCK

A dual sensor digital thermometer for comparative measurements. For example: inside/outside temperatures. The thermometer will display in °C or °F and includes a digital clock. The remote sensor can be mounted up to 3m away from the unit. The backlit LCD display makes it ideal for in-car use. Battery supplied.

Temperature range -5 ° to +7°C
Power 3 x AAA battery
Dimensions 107 x 25 x 13mm

Order Code: Y137Q
Price: £8.25

See the end of this section for a superb range of Test Leads and Oscilloscope probes



DIGITAL THERMOMETER

A dual sensor digital thermometer designed for comparative temperature measurement, for example inside/outside temperature. The thermometer can be free standing or mounted with the Velcro strips provided. The remote sensor is fitted with a 3m lead and mounted with double side tape. A digital clock is built in.

Temperature range -20 ° to +70°C +10°C
Resolution 0.1°C
Power button cell

Order Code: Y137M
Price: £8.95



COUNTDOWN TIMER

Simple to use electronic countdown timer with 19 hours 59 minutes countdown capability. The internal alarm sounds when the set period has timed out. Hundreds of applications from process control to the kitchen. Free standing spring clip and magnetic mounting.

Timing period 19 hours 59 minutes; Power: button cell; Dimensions 62 x 50 x 11mm.

Order Code: Y137S
Price: £3.99



DIGITAL CLOCK TIMER

Free standing digital clock with built-in timer. The timer functions initially as a countdown timer, counting down from 23 hours 59 minutes and then sounding the alarm, immediately the alarm sounds the timer switches to count-up mode, indicating the period since the alarm sounded. A separate count-up timer function is provided for general timing. Battery provided.

Dimensions 87 x 82 x 45mm; Power 1 x AAA battery.

Order Code: Y137U
Price: £9.75

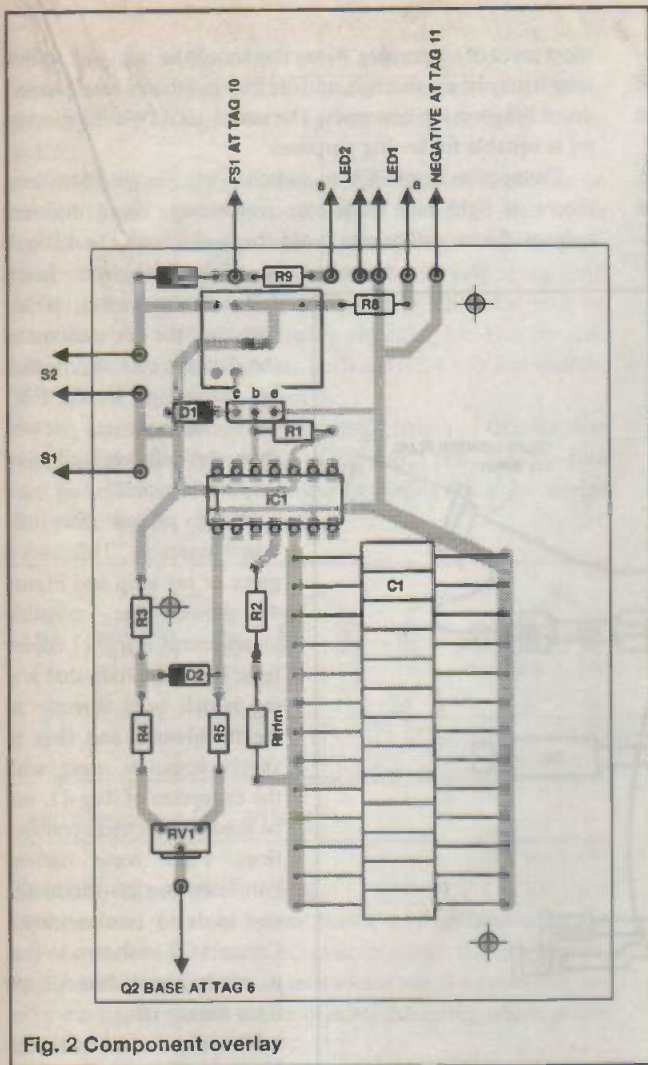


Fig. 2 Component overlay

rises. When this reaches exactly 2V, C1 discharges and the output transistor switches on, making pin 12 low. 2V is 63% of the reference voltage and the significance of this will be seen presently. With pin 12 low, Q1 base is made low also. The transistor therefore switches off and the coil of relay, RLA, is no longer maintained. The contacts now part and the entire circuit (apart from LED2) switches off. This marks the end of the timing cycle.

Diode, D1, bypasses the high voltage pulse which occurs when the magnetic field in the relay core collapses on switching off. Without this diode, other semiconductor components in the circuit could be damaged.

Timer IC1 is designed to end the cycle after a precise single time constant. This is given in seconds and may be found by multiplying together C1 (in Farads) by R2 + Rtrim (in ohms). This is the same time that it takes for capacitor, C1, to develop a voltage of 63% that of the reference voltage across it, hence the 2V figure mentioned previously.

Since a long timing period is needed in this circuit, it is necessary for both C1 and R2 + Rtrim to have unusually high values. The specified value of C1 is 30mF and of R2 + Rtrim, 120MW. The time constant is therefore 3600 seconds or 1 hour. Since component tolerances could cause this figure to deviate a little, some means of adjustment is needed. This is provided by using a 100MW main resistor (providing a nominal time constant of 3000 seconds or 50 minutes) for R2 and the necessary number (nominally two) 10MW subsidiary resistors (Rtrim) connected in series with it, to achieve a timing of one hour or as required.

It is essential to use the correct type of capacitor, or capacitors, for C1, otherwise the timings may be erratic or the unit may not work at all. On no account use an electrolytic capacitor as they are subject to a high leakage current. Since it is being charged at an extremely low rate, it will self-discharge as quickly as it was charging and would thus never reach the 2V level. Even if it did, results would be unreliable.

While the circuit is timing and the relay contacts are made, current flows to the section of circuit centred on Darlington transistor, Q2, configured as a constant current source and working in the following way. The network consisting of R3 and Zener diode, D2 provides a constant 3.3V across D2. Resistors R4, RV1 and R5 form a potential divider connected across this 3.3V supply.

Preset potentiometer RV1 provides a range of voltage adjustment which the sliding contact applies to Q2 base. The effect is that a voltage appears across emitter resistor R7, which depends on RV1 adjustment. Since R7 has a fixed value, a certain current flows through it which depends only on the adjustment to RV1. This will be as predicted by Ohm's Law - $I = V/R$. At the end of construction, the preset will be set to provide an emitter current of 750mA.

The batteries on charge, B1 (2 cells) or B2 (4 cells) as selected by 2-way selector switch, S1, receive current from Q2 collector circuit, but since the collector current is virtually the same as that in the emitter, the cells will receive the correct charge rate.

Excess supply voltage over that required to charge the batteries and that appearing across R7 and D3, is developed between Q2 collector and emitter. When two cells are selected, some voltage will also exist across series resistor, R6. The purpose of this is to develop about the

same voltage between Q2 collector and emitter, whether two or four cells are selected. If the charging current should begin to rise or fall for any reason, the transistor will compensate automatically and thus provide a reasonably constant charge rate throughout the timing cycle.

Diode D3 blocks any possible reverse flow of current from the charged batteries and so prevents them from discharging when the unit switches off. Diode D4 prevents damage, should the input lead be connected with the wrong polarity to the car system - that is, to the incorrect battery terminals. Fuse FS1 blows and prevents over-charging if more than 800mA flows due to a short circuit or other fault.

Construction

For accurate setting-up, you will need an ammeter (or multimeter) capable of reading up to 1A dc available at the end of construction. Apart from that, no specialised instruments are needed.

Since transistor Q2 becomes warm in operation, it is essential for the charger to be contained in an aluminium case with Q2 firmly secured to it, since the metalwork will act as a heat sink. Do not use a plastic enclosure.

Most of the components are mounted on a single-sided printed circuit board and certain high-power ones mounted off-board on a piece of tag strip. Begin with the circuit board. The relay is standard, having a 12V coil and 2A SPDT contacts. C1 (30mF) is difficult to source as a single component and R2

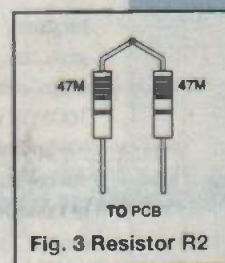


Fig. 3 Resistor R2

(100MW) may also cause problems. Plenty of space has therefore been left on the circuit board to accommodate multiple components to make up the values needed - more information about this is given presently.

The component side view of the PCB is shown in Figure 2. Prepare the circuit panel and drill the three mounting holes as indicated. Note the two rails labelled C1. Three 10mF capaci-

short piece of connecting wire - this should be left slack so that later it may be cut through, and the trim resistor or resistors soldered between the new ends. The initial 100MW timing resistor is suitable for testing purposes.

Connection from PCB to switches, etc., is via 15cm long pieces of light-duty multi-core connecting. Using different colours of wire will help to avoid errors which may be difficult

to track down later. Insert IC1 into its socket, taking care over the orientation and the dangers of static. Finish by adjusting preset RV1 fully clockwise (as viewed from the left-hand edge of the circuit panel).

Next, prepare the off-board assembly. This uses a piece of tag strip and Figure 4 shows one possible arrangement using 11 solder tags. It is important that any tag which bolts directly to the metalwork, and thus to supply negative, must, with the exception of Tag 11, not be used for electrical connections. Place some narrow bore sleeving on diode D3 end leads to insulate them. Connect Q2 as shown so that it stands about 5cm (2 in) from the tag strip.

Prepare the case used to house the circuit panel and off-board components. The exact location of internal

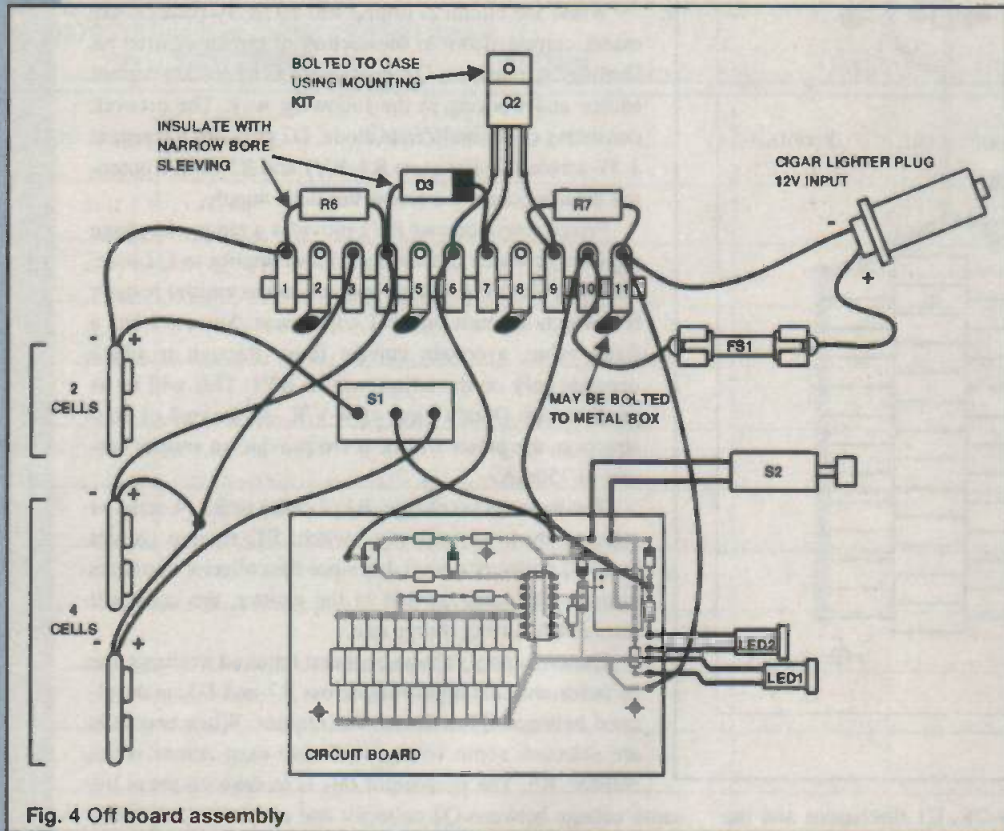


Fig. 4 Off board assembly

tors may be connected in parallel here (i.e. across the rails) to give the correct value for C1. Three 33MW or two 47MW units connected together in series could replace the single 100MW resistor for R2 (see Fig. 3).

Solder all on-board components into position including IC1 socket but do not insert the IC itself until later, when assembly is complete and the board has been thoroughly checked for errors. Take care over the polarity of all diodes and of transistor, Q1.

The position marked Rtrim is temporarily linked with a

parts will depend to some extent on the size and shape of the enclosure being used. Think carefully before drilling holes to make sure that no short circuits will be caused between any components and the metal case when the lid is fitted. Drill holes in the base to correspond with those already made in the circuit board. Drill holes in the lid for the cell holders and one nearby for the connecting wires to pass through to components inside of the case.

Two-cell side-by-side battery holders are used and you will need three of these - two for four cells and one for two cells.

Holders having PP3-type snap connectors were used in the prototype unit, but those having solder tags could also be used. The four-cell holder is made by connecting two 2-cell holders in series as shown. The common connection is soldered to the otherwise unused Tag 3 which keeps it out of the way and prevents short circuits. Of course, if you use a 4-cell holder, then the negative connection simply goes to Tag 4 and the positive one to the selector switch, S1.

Drill holes for switches S1 and S2, for fuse holder, FS1, LEDs and for entry of the input lead. Fit the supply input lead hole with a rubber grommet to prevent damage to the wire from the sharp edge of the hole. Also fit a grommet in the hole where the wires from the battery holders will pass through. Standard

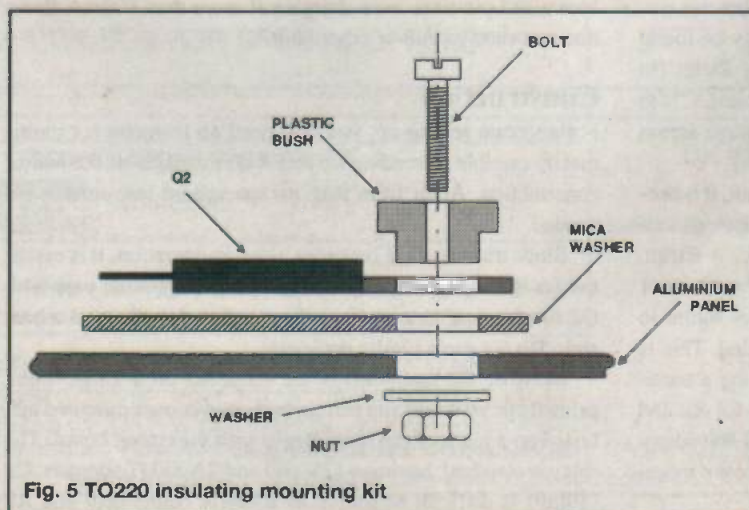


Fig. 5 TO220 insulating mounting kit

LEDs may be attached with panel mounting clips or ready-made panel mounting LED indicators may be used as in the prototype - these improve the appearance of the finished project.

Mount the circuit board using short stand-off insulators on the bolt shanks to keep the underside at least 5mm clear of the metalwork. Drill holes and mount the tag strip. Mark the position of the hole in Q2 tab then remove the tag strip again. Drill the hole for Q2 and mount the tag strip. Q2 must now be attached using a TO220 insulating mounting kit. This consists of a thin mica washer, a plastic bush and a nut bolt and washer. This is used as shown in Figure 5.

The input lead consists of a suitable length of flexible twin wire. Fit the cigar lighter plug to one end. Then insert the fuse into its holder. Use a 1A fuse during testing since the current will probably rise above 800mA.

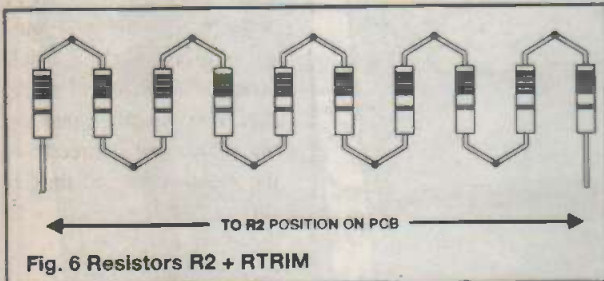


Fig. 6 Resistors R2 + RTRIM

Setting-up and Testing

In some cars, the cigar lighter circuit only operates when the keys are in the ignition - at the radio position. It is obviously a bad idea to leave keys in an unattended car. To avoid this, re-wire the lighter unit to a fuse of adequate rating which is live all the time.

The charger may now be adjusted for the correct timing and current output. Begin by measuring the operating time. No cells need be inserted, simply connect the unit to the cigar socket in

the car - the green LED should operate - and press S2. The relay should click and the red LED should light and go off after about 50 minutes. Since 120MW (R2 + Rtrim) provides the correct timing, each 10MW is equivalent to five minutes approximately. To correct the timing, one or two 10MW resistors may then be connected in series in the Rtrim position. It is not necessary for timing to be exact - within five minutes is satisfactory.

When using higher powered 600mAh or 700mAh cells, a longer charging time is necessary, 72 and 84 minutes respectively. The nominal timing resistor values for these will be 144MW and 168MW.

Next, the operating current should be checked. To do this, insert two discharged cells in the appropriate holder and set S1 to the 2-cell position. Plug the unit into the supply and connect the cell holder in such a way that only the negative connection is made. Set the multimeter to a dc current range covering 1A. Then put the negative test probe on to the free cell holder positive terminal and the positive one on the free connector terminal. The meter is thus connected in series with the cells on charge. Press S2 - the meter should give a very low reading or none at all.

Carefully adjust RV1 sliding contact anti-clockwise to give a meter reading of not less than 650mA and not more than 700mA. As Q2 warms up the value slowly creeps up by around 50mA, then rises very slowly or remains more-or-less stable. It is important that the current stays below 800mA throughout the timing cycle. Do a similar check using the four-cell pack, no change should be necessary. On completion of this test insert an 800mA fuse into the fuse holder.

Note that the green LED provides a fuse check - if it has blown, the LED will not light when the supply is connected.

All that remains is to assemble the case, although if the unit is to be operated in a cold damp environment it is a good idea to spray the PCB and off board components with a thin layer of water repellent silicone grease.

Terry Balbirnie

PARTS LIST

RESISTORS

- R1 4.7k
 R2/Rtrim 100M resistor or multiple resistors to make up near value, e.g. 2 off 47M or 3 off 33M, etc. - see text.
 Additional 10M resistors for Rtrim - power rating unimportant.
 R3,R4 1k - 2 off
 RV1 10k sub-miniature vertical preset.
 R5 10k
 R6 3R9 or 4R0 3W.
 R7 1R0 3W.
 R8,R9 470 - 2 off

All fixed resistors are 1/4W, 5% unless otherwise specified.

CAPACITORS

- C1 30mF or multiple capacitors to make up near value, e.g. 3 off 10mF or 6 off 4.7mF miniature metallised polyester. 100VW (or any working voltage over 16V). See text.

SEMICONDUCTORS

- IC1 LM322N precision timer.
 Q1 ZTX300
 Q2 TIP122 (or TIP120 or TIP121) power darlington.
 D1,D3,D4 1N4001
 D2 3.3V 400 or 500mW Zener diode.
 LED1 5mm red light emitting diode and mounting clip
 LED2 5mm green light emitting diode and mounting clip

BUYLINES


Most of the components used in the NiCd Rapid Charger are readily available. IC1 - LM322N - is available from Farnell Electronics who can also supply 4.7mF metallised polyester capacitors for C1 (6 required) Order Code: 368 25475 and 33MW resistors for R2 (3 required) Order Code: V37 33M. 100MW Cermet film resistors for R2 are available from Electromail Order Code: 158-222. They can also supply 10mF metallised polyester capacitors (3 off required) Order Code: 113- 623 47MW resistors for R2 (2 off required) are available from Maplin as high voltage resistors. Order Code V47M. Maplin can supply the relay Order Code: YX 94C.

MISCELLANEOUS

RLA 12V miniature relay 300-400W coil and 2A SPDT contacts.
 S1 SPDT rocker or toggle switch.
 S2 SPST push to make switch.
 FS1 20mm chassis fuse holder with 800mA quick-blow fuse to fit. Additional 1A fuse advisable for testing purposes.
 Printed circuit materials, aluminium case size 102 x 102 x 38mm.
 3 AA size 2-cell holders or one 2-cell holder and one 4-cell holder - see text.
 Tag strip (11 tags required), battery snaps for cell holders if required. TO220 mounting kit, 14-pin IC socket. Connecting wire, solder, rubber grommets, automotive cigar plug or ready-made automotive power lead, small fixings, etc.

EASY-PC, SCHEMATIC and PCB CAD

Over 17,000 Installations
in 70 Countries World-wide!



- Runs on:- PC/XT/AT/286/386/486 with Hercules, CGA, EGA or VGA display and many DOS emulations.
- Design:- Single sided, Double sided and Multi-layer (8) boards.
- Provides full Surface Mount support.
- Standard output includes Dot Matrix / Laser / Ink-jet Printer, Pen Plotter, Photo-plotter and N.C. Drill.
- Tech Support - free.
- Superbly easy to use.

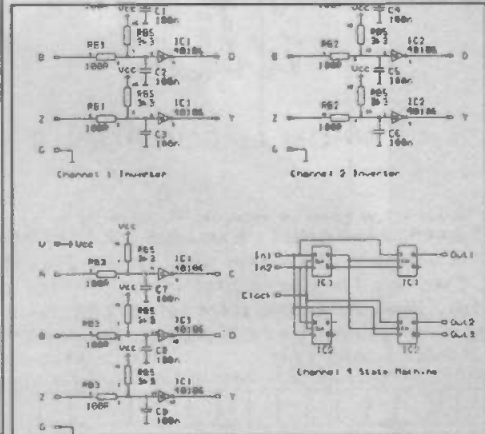
Still
Only
£98.00!

Plus P&P+VAT

BRITISH
DESIGN

AWARD

1989





Options:-500 piece Surface Mount Symbol Library £48,
1000 piece Symbol Library £38, Gerber Import facility £98.

Electronic Designs Right First Time?

Ask for our fully functional Integrated Demo

Integrated Electronics CAD



For Less than £400/\$775!

Affordable Electronics CAD

EASY-PC: Low cost, entry level PCB and Schematic CAD.	\$195.00	£98.00
EASY-PC Professional: Schematic Capture and PCB CAD. Links directly to ANALYSER III and PULSAR.	\$375.00	£195.00
PULSAR: Low cost Digital Circuit Simulator ~ 1500 gate capacity.	\$195.00	£98.00
PULSAR Professional: Digital Circuit Simulator ~ 50,000 gate capacity.	\$375.00	£195.00
ANALYSER III: Low cost Linear Analogue Circuit Simulator ~ 130 node capability	\$195.00	£98.00
ANALYSER III Professional: Linear Analogue Circuit Simulator ~ 750 node capability.	\$375.00	£195.00
Z-MATCH II: Smith Chart program for RF Engineers - direct import from ANALYSER III.	\$375.00	£195.00
<small>We operate a no penalty upgrade policy. You can upgrade at any time to the professional version of a program just for the difference in price.</small>	<small>US\$ prices include Post and Packing.</small>	<small>Sterling £ prices exclude P&P and VAT</small>

For full information, Write, Phone or Fax:-

Number One Systems Ltd.

REF: ETI, HARDING WAY, ST. IVES, HUNTINGDON, CAMBS, ENGLAND, PE17 4WR.

Telephone: 0480 461778 (7 lines) Fax: 0480 494042


International: +44 -480-461778, Fax:+44-480-494042



- TECHNICAL SUPPORT FREE FOR LIFE!
- PROGRAMS NOT COPY PROTECTED.
- SPECIAL PRICES FOR EDUCATION.

ACCESS, AMEX, MASTERCARD, VISA Welcome.

A parallel port for your PC



Build a 24 Line Programmable I/O Card for your PC

Last month we looked at the design of a 24 line bi-directional parallel I/O interface board for the PC that was based upon the 8255PPI chip. This month we look at building, testing and using a board.

First let's review the circuit design. The circuit diagram is shown in Figure 1. It can be divided into two parts, to the right is the 8255PPI I/O chip and to the left is the address decoding circuitry which determines where the registers of the 8255 are located in the PC's I/O addressing space.

The address decoding is performed by the 74LS688, which is an eight line comparator. The I/O base address at which the board is located is set up using the eight switches in SW1. When one of these switches is open, then the line to the comparator is pulled high via the 10K resistor in RN1. When the

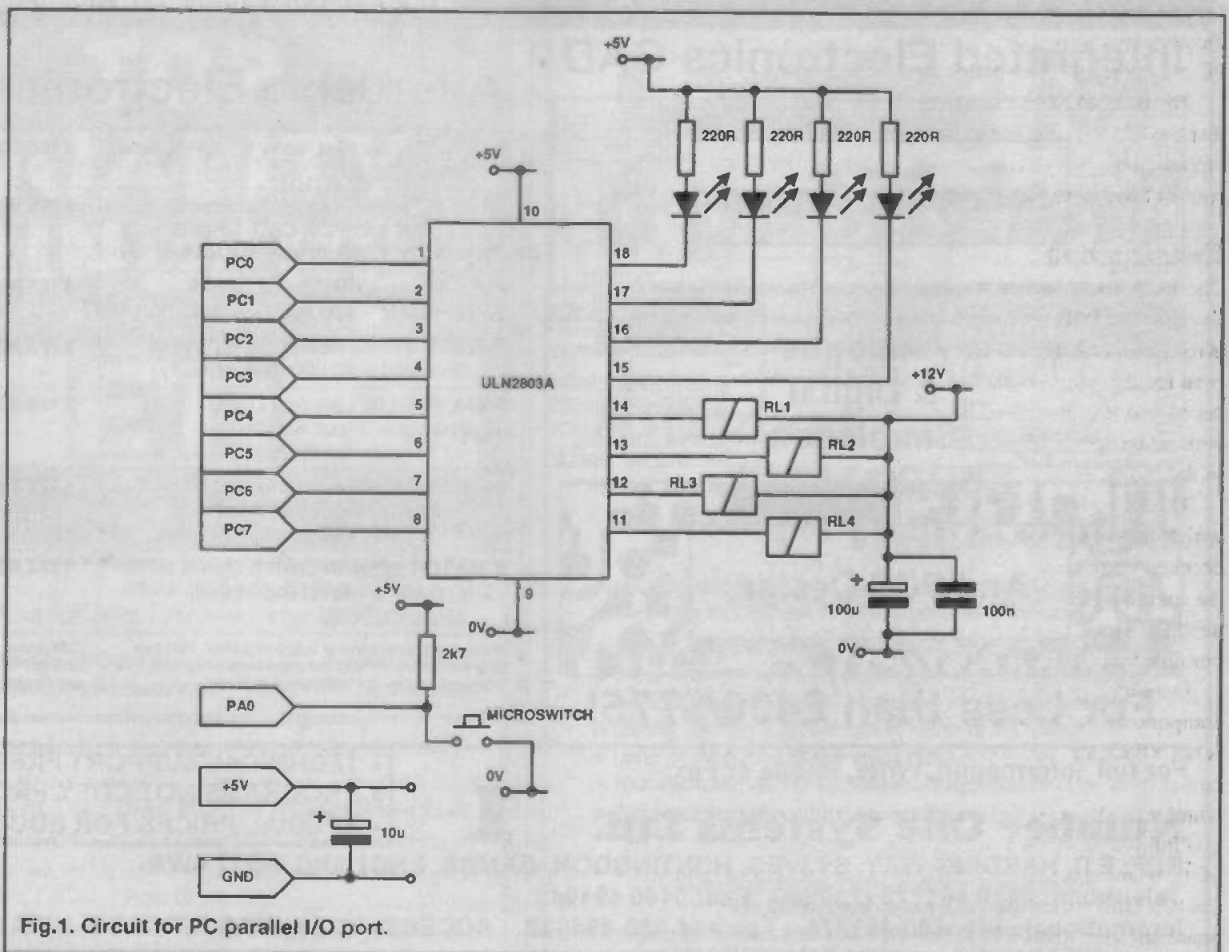


Fig.1. Circuit for PC parallel I/O port.

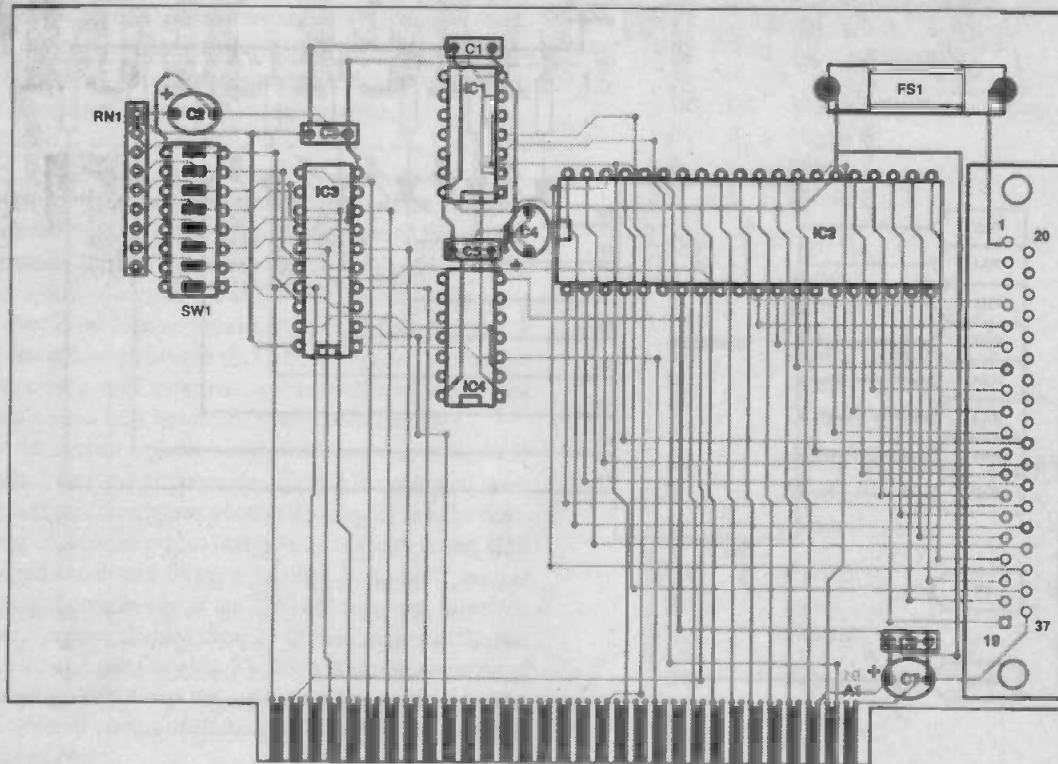


Fig.2. Board and component layout for PC parallel I/O port.

switch is closed, the line is pulled low. In this way a binary address can be set up using SW1 which is compared with the current address on the PC address bus. The four registers, memory locations to the PC, of the 8255 can be accessed by the PC only when the two base address values match.

The two NAND gates and the NOR gate are used to ensure that the 8255 is selected at the correct time, by combining the output from the address decode circuitry with state of three control lines from the PC bus.

Construction

The PCB board layout for this circuit is shown in Figure 2. Because the PCB used is not through hole plated, the first job is to connect all the vias on the board. Normally, pins would be used for this purpose but the track sizes are very small on this board and it is therefore necessary to use fine wire, stripped wire wrap wire is ideal, and solder to the tracks on both sides of the board.

This is a very tedious task, there are over fifty vias, but one which must be done with the utmost care. Joints should be checked visually, using a hand lens if necessary, to ensure that the joint has been made properly and that no solder has accidentally joined two tracks together. On many tracks, it is also possible to use a multimeter to check continuity.

Once all the vias have been soldered and checked, the other components can be attached to the board. Again, because this is not a through hole plated board, all components will have to be soldered on both sides of the board. A fiddly job, and one which must be done very carefully and thoroughly checked.

Unfortunately the need to solder components on both sides of the board makes it very difficult to use sockets for mounting the ICs. This means that ICs must be soldered directly to the board and very great care should be taken to ensure no damage to the chips from static discharge, especially when handling the

8255. This risk can be reduced by making sure that any static build up can be easily drained away to earth. One should also be extremely careful not to overheat any IC pins whilst soldering them, which again can damage the IC.

Testing

This is not an easy board to assemble and there are a lot of solder joints which must be very carefully checked before one should even consider plugging it into your PC. All joints

Switch No	Address line	Binary value	Switch Setting
SW1	A9	1	ON
SW2	A8	1	ON
SW3	A7	0	OFF
SW4	A6	0	OFF
SW5	A5	0	OFF
SW6	A4	0	OFF
SW7	A3	0	OFF
SW8	A2	0	OFF

Table 1. Base address switch settings for 0300hex

should be visually checked, preferably with the aid of a hand lens. Then, using a multimeter, check the resistance between the +5V line and the 0V line on the PC edge connector, these are pins 29 and 31 respectively. The reading should be in the region of 1Kohm, much less than this and there is probably a short circuit on the board, which should be located and rectified before going any further.

Having checked the board for bad joints and shorts, the next step is to set the board base address. As mentioned last month, it is important to avoid using any base address which is being used by another board. Address 300hex is a good choice since this is reserved for use by prototype cards and it is unlikely that

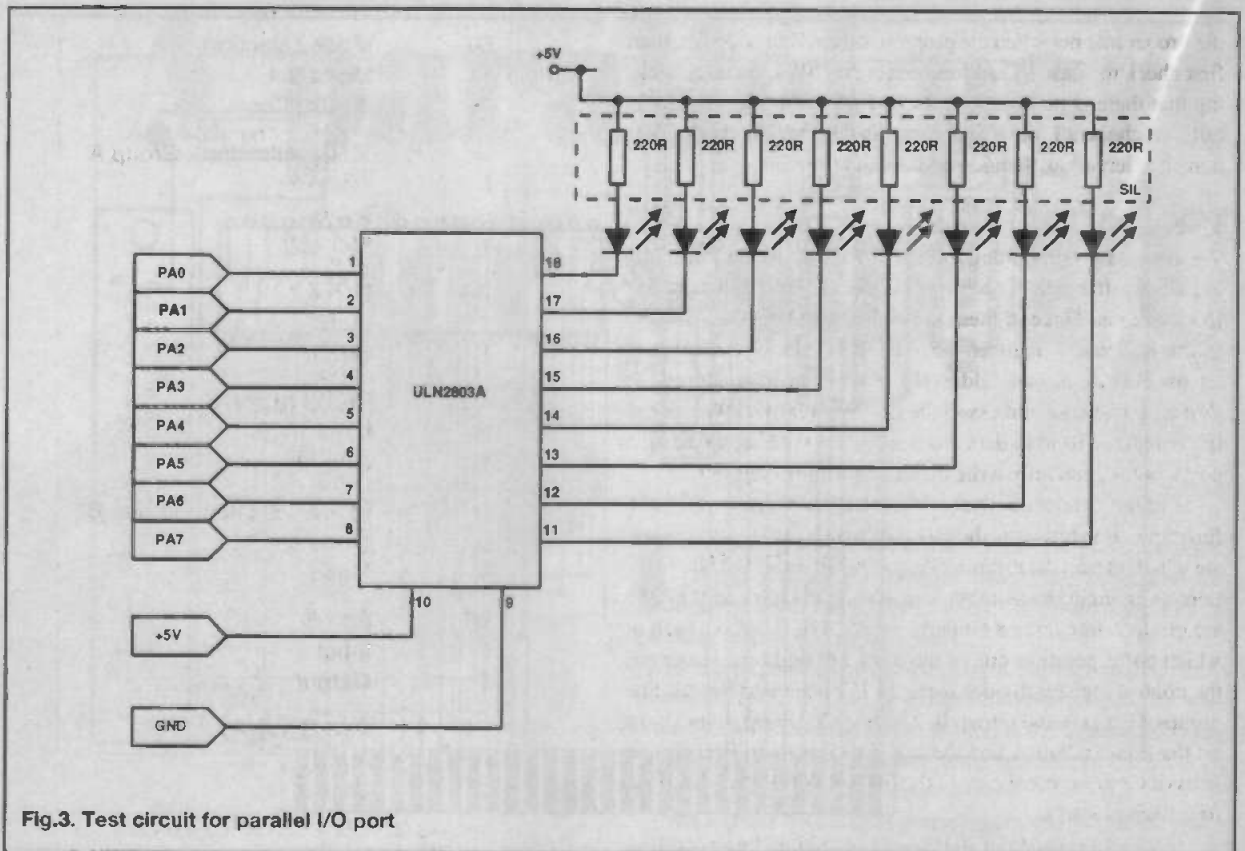


Fig.3. Test circuit for parallel I/O port

there will be any conflict. Table 1 shows how this I/O base address can be programmed into the eight switches of SW1.

The next procedure is to turn the power to the PC off, and unplug from the mains. The case can then be opened, or the cover removed and the board inserted gently and firmly into an empty expansion card slot, remembering to remove the expansion slot cover first. Then close the PC's case.

Only at this stage should power be supplied to the board by switching the PC on. However, there is very little that we can do to test the board as it stands, to properly test it we need a suitable test circuit. A circuit which simply consists of eight LEDs which can be turned off and on when attached to one of the eight line I/O ports of the 8255. This is shown in Figure 3 and can be easily assembled on a piece of Veroboard - see the accompanying photo.

The input lines of this test circuit, marked PA0 through PA7, should be attached via a length of ribbon cable and the 37 way D-type connector to the desired I/O port of the 8255. In this example these lines are connected to Port C. The +5V and Gnd lines to the test circuit should be obtained from lines 1 and 37 respectively of the D-type connector.

With the test circuit connected to the I/O board we can now test its functioning by running a simple program which switch-

es the test circuit LEDs off and on. A sample test program written in BASIC is shown in Listing 1. It is designed to test Port C of the 8255 with a base address of 0300hex, by generating a sequence of binary values counting upwards from zero to 255, and then starting all over again.

If the board works properly then the LEDs should light in

Description	Hex address PC/XT	Hex address PC/AT
Fixed disk	n/i	1F0-1F8
Games adapter	200-20F	200-207
Expansion unit	210-217	n/i
2nd parallel printer port	n/i	278-27F
Alternate EGA	2B0-2DF	2B0-2DF
GPIB (0)	2E1 *	2E1 *
Data acquisition (0)	2E2-2E3 *	2E2-2E3 *
Serial port 2	2F8-2FF	2F8-2FF
Prototype card	300-31F	300-31F
Fixed disk	320-32F	n/i
Network card	360-36F	360-36F
1st parallel printer port	378-37F	378-37F
SLDC	380-38F	380-38F
2nd Bisynchronous	n/i	380-38F
Cluster (0)	390-393 *	390-393 *
1st Bisynchronous	n/i	3A0-3AF
Monochrome adapter/printer	3B0-3BF	3B0-3BF
EGA	3C0-3CF	3C0-3CF
CGA	3D0-3DF	3D0-3DF
Floppy diskette controller	3F0-3F7	3F0-3F7
Serial port 1	3F8-3FF	3F8-3FF

n/i = not implemented

* = devices which decode the full 16 address bits and can thus reside in a range above 3FFhex. Thus, GPIB (1) resides at 22E1hex etc.

Table 2. IBM PC I/O Map

the proper manner when the program is run. If they do not, then first check the base I/O address setting on SW1, double checking that there is no other board using the same address. If this fails, re-check all joints and components, double check component orientation, then re-run the test program.

Use

We covered programming the 8255PP1 chip in the last issue, but it is worth repeating some of the basics. The 8255 uses four I/O locations. Three of these are eight bit I/O registers and the fourth is a control register. So at the base address is the register for Port A, at base address+1, Port B, at base address+2, Port C, and at base address+3 the Control Register. We can use the computer to read data from, or write data to, any of the ports, but we can only write data to the control register.

It is the control register which determines how the 8255 functions. It determines the mode in which the chip will operate which in turn determines whether a particular I/O line functions as an input or an output line. The 24 I/O lines on the 8255 are grouped into three 8 bit ports, labelled A, B, and C, each of which corresponds to one of the 8255 I/O registers. However, the control register divides these 24 I/O lines into two 12 line groups, Group A and Group B. The lines in Group A consist of all the lines in Port A and the upper four lines of Port C. The lines of Group B consist of all the lines in Port B plus the lower four lines of Port C.

The control register features three operating modes for each of the two twelve line Groups of I/O lines. These modes are selectable by setting the appropriate bits within the control register and the function of each of the eight bits is shown in Table 2. Bit seven of the control register is the Mode/Bit Set/Reset bit, and is the key to programming the 8255. Normally this will be set to logic 1, where it allows Group A and B Modes to be selected, if set to logic 0 it will reset the 8255 registers.

In Mode 0 each of the 12 line Groups can be configured as a set of eight lines and as a set of four lines, which can be either inputs or outputs. In Mode 1 each Group of 12 lines can be configured to have 8 I/O lines, two handshaking lines and two further lines of I/O. Mode 2 governs all 24 I/O lines of the 8255, the Group A lines set up as a bi-directional bus with one line from Group B acting as a handshaking line, the remaining lines from Group B being configured to operate in either Mode 0 or 1. This should be made clearer by consulting Table 3.

Programming the 8255

If you can write a simple program in Basic you can program the 8255PP1. The key commands in GW or Q Basic are INP to input a value from an I/O address or OUT to output a value. The first thing to define in a Basic program which uses the 8255 is the base address at which the chip is located. So, at the beginning of the program, we need to have a line something like this:

```
10 BADR% = &H300
```

This sets up a variable called BADR which contains the base

```
10 BASEADD% = &H300
20 OUT BASEADD% + 3, 128
30 PRINT "INPUT NUMBER BETWEEN 1 AND 255"
40 INPUT Q
50 OUT BASEADD% + 2, Q
60 GOTO 30
```

D7		Mode selection
1		Mode Set
0		Bit Set/Reset
D6	D5	Mode selection - Group A
0	0	Mode 0
0	1	Mode 1
1	x	Mode 2
D4		Port A
0		Input
1		Output
D3		Port C (upper)
0		Input
1		Output
D2		Mode selection - Group B
0		Mode 0
1		Mode 1
D1		Port B
0		Input
1		Output
D0		Port C (lower)
0		Input
1		Output

Table 3. 8522 PPI chip Mode selection on the Control Register

address of the 8255 chip, in this case 0300hex. This variable can then be used when setting the Mode values and in all subsequent I/O operations to this chip. Thus, if we want to set up the chip so that the eight lines of Port A function as inputs, and the sixteen lines of Ports B and C function as outputs, then we would use the following line:

```
20 OUT BADR%+3,&H90
```

With these two lines executed we can write data to or read data from the three 8255 I/O Ports. So if we want to set all the output lines on Port B to logic 1 we would use the following command:

```
30 OUT BADR%+1,&HFF
```

and if we wanted to input state of the I/O lines on Port A into a variable called PORTA, we would use the following line:

```
40 PORTA% = INP(BADR%)
```

(For examples of programs which use an 8255PP1 based I/O card look at Listing 1 in this article and at the Program listing in the article on computing for the disabled.)

Connecting external circuitry

The I/O lines on the 8255PP1 chip are fully latched and buffered, but they are unable to source or sink large amounts of current. This means that, when configured as inputs, they are unable to accept voltages outside the range normally associated with 5V TTL and CMOS logic circuitry. Furthermore, when configured as an output, such lines are incapable of providing more power than is necessary to output data to one or two other TTL or CMOS chips.

It is very important that these limitations are born in mind because any attempts to exceed them will almost certainly lead to the destruction of your 8255, and may well lead to the

PARTS LIST

PC I/O Board

CAPACITORS

C1,3,5,7 100n monolithic
C2,4,6 10µ 16v electrolytic

RESISTORS

RN1 SIL pack 8 x 10K

SEMICONDUCTORS

IC1 74LS00
IC2 8255PP1
IC3 74LS688
IC4 74LS02

MISCELLANEOUS

SW1 8 x DIL switch
FS1 1A 22mm fuse and holder
37 way D-type connector socket right angled PCB type

Test Circuit

RESISTORS

R1 SIL pack 8 x 220ohm

SEMICONDUCTORS

IC1 ULN2803A
LED1-8 3mm red LEDs ordinary type

MISCELLANEOUS

Veroboard 2 x 1.5in
10 way ribbon cable
37 way D-type plug.

BUYLINES

This circuit uses widely available components. Those for the prototype were all obtained from Maplin.

destruction of your entire PC. So be warned!

The way around this problem is to provide a buffer, or perhaps even isolate, the inputs and outputs of the 8255 from any external circuitry. If the external circuitry is working using normal 5V TTL power, then buffering is probably adequate. At higher voltages, and particularly if switching mains voltages, isolation techniques are essential. We will be covering both of these subjects in the next issue.

Conclusion

An I/O board is a very useful add on for experimentally minded PC owners. With such a board installed in your machine you can start to explore the possibilities of using your computer to control and monitor a wide range of different types of external circuitry.

Readers who may find the construction of this project somewhat daunting should not despair. This board has been designed so that it is directly compatible with several other commercial I/O boards which are based upon the 8255PP1 chip, in particular Maplin's Programmable PC I/O Card.

If you do build this board, then we will, over the coming months, be publishing a selection of useful and interesting projects based on it. Have fun!

Jim Morton

PROFESSIONAL SERVICES

We offer a full R.F. DESIGN SERVICE from design and development to prototype. Our extensively equipped laboratory with screened room is available for EMC PRE-TESTING to ensure products comply with the EC Directive on emissions and susceptibility.

R. N. Electronics EMC

1 ARNOLDS COURT, ARNOLDS FARM LANE, MOUNTNESSING
ESSEX CM13 1UT. Tel: 0277 352219 Fax: 0277 352968

SUMMER 1993 CATALOGUE



The new enlarged Cirkitt Catalogue is out now!

- 32 more pages
- New range of Kenwood 'scopes
- The latest scanning receivers and accessories
- New section of low cost security products
- Extended range of Velleman kits including: 250W 12Vdc to 220Vac inverter, in-car amplifier power supply, 200 and 400W amplifiers, suppressed lamp dimmer, halogen lamp dimmer, day/night thermostat and telephone remote control unit
- New test equipment, includes: 2.3GHz bench frequency counter, EPROM emulator/programmer, portable 'scopes and bench function generators
- Host of new components, including: compression trimmers, variable capacitors, connectors, fuses, and fuseholders, potentiometers, IC's, soldering irons and lead free solder
- Published 27th May 1993
- Available from most large newsagents or directly from Cirkitt
- **Send for your copy today!**

£1.90
+ 30p p&p

Cirkitt



CIRKIT DISTRIBUTION LTD

Park Lane · Broxbourne · Hertfordshire · EN10 7NQ
Telephone (0992) 444111 · Fax (0992) 464457

£1 BARGAIN PACKS

In fact... cheaper than £1 because if you buy 10 you can choose one other and receive it free!

1 x 12V Stepper Motor, 7.5 degree. Order Ref: 910.
 1 x 10 pack Screwdrivers. Order Ref: 909.
 2 x 5 amp Pull Cord Ceiling Switches. Brown. Order Ref: 921.
 5 x reels Insulation Tape. Order Ref: 911.
 4 x 14 Min Bull-races. Order Ref: 912.
 2 x Cord Grip Switch Lamp Holders. Order Ref: 913.
 1 x DC Voltage Reducer, 12V-6V. Order Ref: 916.
 1 x 10 amp 40V Bridge Rectifier. Order Ref: 8698.
 Lightweight Stereo Headphones. Moving coil so superior sound. Order Ref: 896.
 2 x 25W Crossovers. For 4ohm loudspeakers. Order Ref: 22.
 2 x nicad Constant Current Chargers. Easily adaptable to charge almost any nicad battery. Order Ref: 30.
 10m Twin Screened Flex. White pvc cover. Order Ref: 122.
 2 x White Plastic Boxes. With lids approx 3" cube. Lid has square hole through the centre so these are ideal for light operated switch. Order Ref: 132.
 2 x Reed Relay Kits. you get 8 reed switches and 2 coil sets with notes on making relays and other gadgets. Order Ref: 148.
 1 x Big Pull Solenoid. Mains operated. Has 1/2" pull. Order Ref: 871.
 1 x Big Push Solenoid. Mains operated. Has 1/2" push. Order Ref: 872.
 1 x Mini Mono Amp. 3W into 4 ohm speaker or 1W into 8 ohm. Order Ref: 268.
 1 x Mini Stereo 1W Amp. Order Ref: 870.
 1 x In-Flight Stereo Unit is a stereo amp. Has two most useful mini moving coil speakers. Made for BOAC passengers. Order Ref: 29.
 1 x 10-1mA Panel Meter. Full vision fact 70mm square. Scaled 0-100. Order Ref: 756.
 2 x Lithium Batteries. 2.5V penlight size. Order Ref: 874.
 2 x 3m Telephone Leads. With BT flat plug. Ideal for phone extensions, fax, etc Order Ref: 552.
 1 x 12V Solenoid Has good 1/2" pull or could push if modified. Order Ref: 232.
 4 x In-Flex Switches. With neon on/off lights, saves leaving things switched on. Order Ref: 7.
 2 x 6V 1A Mains Transformers. Upright mounting with fixing clamps. Order Ref: 9.
 2 x Humidity Switches. As the air becomes damper, the membrane stretches and operates a micro switch. Order Ref: 32.
 5 x 13A Rocker Switch. Three tags so on/off, or changeover with centre off. Order Ref: 42.
 2 x Flat Solenoids. You could make your multi-tester read AC amps with this. Order Ref: 79.
 1 x Suck or Blow-Operated Pressure Switch. Or it can be operated by any low pressure variation such as water level in tanks. Order Ref: 67.
 1 x 6V 750mA Power Supply. Nicely cased with mains input and 6V output lead. Order Ref: 103A.
 5 x Stripper Boards. Each contains a 400V 2A bridge rectifier and 14 other diodes and rectifiers as well as dozens of condensers, etc. Order Ref: 120.
 12 Very Fine Orilla. For PCB boards etc. Normal cost about 80p each. Order Ref: 128.
 5 x Motors for Model Aeroplanes. Spin to start so needs no switch. Order Ref: 134.
 6 x Microphone Inserts. Magnetic 400 ohm. also act as speakers. Order Ref: 139.
 6 x Neon Indicators. In panel mounting holders with lens. Order Ref: 180.
 1 x In-Flex Sillmerstal Keeps your soldering iron etc always at the ready. Order Ref: 196.
 1 x Mains Solenoid. Very powerful as 1/2" pull or could push if modified. Order Ref: 199.
 1 x Electric Clock. Mains operated. Put this in a box and you need never be late. Order Ref: 211.
 4 x 12V Alarms. Makes a noise about as loud as a car horn. All brand new. Order Ref: 221.
 2 x (6" x 4") Speakers. 16 ohm 5 watts, so can be joined in parallel to make a high wattage column. Order Ref: 243.
 1 x Panostat. Controls output of boiling ring from simmer up to boil. Order Ref: 252.
 2 x Oblong Push Switches. For bell or chimes these can switch mains up to 5A so could be foot switch if fitted in patress. Order Ref: 263.
 50 x mixed Silicon Diodes. Order Ref: 293.
 1 x 6 Digit Mains Operated Counter. Standard size but counts in even numbers. Order Ref: 28.
 2 x 6V Operated Reed Relays. One normally on, other normally closed. Order Ref: 48.
 1 x Cabinet Lock. With two keys. Order Ref: 55.
 1 x Magnetic Brake. For stopping a motor or rotating tool. Order Ref: 66.
 1 x Shaded Pole Mains Motor. 3/4" stack, so quite powerful. Order Ref: 85.
 2 x 5 Aluminium Fan Blades. Could be fitted to the above motor. Order Ref: 86.
 1 x Case. 3 1/2 x 2 1/4 x 1 3/4 with 13A socket pins. Order Ref: 845.
 2 x Cases 2 1/2 x 2 1/4 x 1 3/4 with 13A pins. Order Ref: 565.
 4 x Luminous Rocker Switches. 10A mains. Order Ref: 793.
 4 x Different Standard V3 Micro Switches. Order Ref: 340.
 4 x Different Sub Mini Micro Switches. Order Ref: 313.

BARGAINS GALORE

Medicine Cupboard Alarm. Or it could be used to warn when any cupboard door is opened. The light shining on the unit makes the bell ring. Completely built and neatly cased requires only a battery. £3. Order Ref: 3P155.
 Don't Let It Overflow! Be it bath, sink, cellar, sump or any other thing that could flood. This device will tell you when the water has risen to the pre-set level. Adjustable over quite a useful range. Neatly cased for wall mounting, ready to work when battery fitted. £3. Order Ref: 3P156.
 Very Powerful Mains Motor. With extra long (2 1/2") shafts out each side. Makes it ideal for a reversing arrangement for, as you know, shaded pole motors are not reversible. £3. Order Ref: 3P157.
 Solar Panel Bargain. Gives 3v at 200mA. Order Ref: 2P324.

£1 Super Bargain

12V axial fan for only £1. Ideal for equipment cooling, brand new, made by West German company. Brushless so virtually everlasting. Needs simple transistor drive circuit, we include diagram. Only £1. Order Ref: 919. When we supply this we will include a list of approximately 800 of our other £1 bargains.

PC Operating Systems. Fully user documented and including software. MS-DOS 3.20, with 5" disk. £5 Order Ref: 5P207B: MS-DOS 3.3 with 3 1/2" disk. £5. Order Ref: 5P208B: MS-DOS 4.01, with 3 1/2" disk. £10 Order Ref: 10P99.
 45A Double Pole Mains Switch. Mounted on a 6x3 1/2 brass plate, beautifully finished in gold, with pilot light. Top quality made by MEM, £2. Order Ref: 2P316.
 Amstrad 3" Disk Drive. Brand new and standard replacement for many Amstrad and other machines. £20 Order Ref: 20P28.
 High Quality Key Switch. This is a single pole 2 position switch, changeover or on/off. Ideal for mounting through a front panel when it would be secured by a hexagonal nut. It's a Yale type switch and comes complete with 2 keys. Good British make, normally retails at £3, our price £1.50. Order Ref: 1.5P12.
 Movement Alarm. Goes off with the slightest touch. Ideal to protect car, cycle, door, window, stairway, etc. Complete with Piezo, shrieker, ready to use only £2 (PP3 battery not supplied). Order Ref: 2P282.
 Project Box. A first-class, Japanese two-part moulding, size 95mmx66mmx23mm. Held together by 2 screws, this will hold a PP3 battery and a PCN and is ideal for many projects. To name just one, the washer bottle described in September's issue of E.E. This is nicely finished and very substantial. You get 2 for £1 Order Ref: 876.
 AM-FM Radio Chassis. With separate LCD module to display date and time. This complete with loudspeaker, £3.50 Order Ref: 3.5P5.
 2, 3 and 4 Way Terminal Blocks. The usual grub screw types. Parcel containing a mixture of the 3 types, giving you 100 waves for £1. Order Ref: 875.
 12/24 OC Solenoid. The construction of this is such that it will push or pull as the plunger is a combined rod and piston. With 24V this is terrifically powerful but is quite good at 12V and of course, it can be operated by any intermediate voltage. £1. Order Ref: 1.5P10.
 2m 3-Core Lead. Terminating with flat pin instrument socket. £1. Order Ref: 879. Ditto but with plug on the other end so that you could use this to extend an instrument lead. £1.50. Order Ref: 1.5P10.
 20W 5" 4 Ohm Speaker mounted on baffle with front grille. £3. Order Ref: 3P145. Matching 4ohm 20W tweeter on separate baffle, £1.50. Order Ref: 1.5P9.

LCD 3 1/2 Digit Panel Meter

This is a multi range voltmeter/ammeter using the A-D converter chip 7106 to provide 5 ranges each of volts and amps. Supplied with full data sheet. Special snip price of £12. Order Ref: 12P19.

Solar Energy Educational Kit. It shows how to make solar circuits and electrical circuits, how to increase voltage or current, to work a radio, calculator, cassette player and to charge nicad batteries. The kit comprises 8 solar cells, one solar motor, fan blades to fit motor and metal frame to hold it complete a free-standing electric fan. A really well written instruction manual. Price: £8.00 Order Ref: 8P42B.
 High Power Switch Mode PSU Normal mains input, 3 outputs: +12V at 4A, +5V at 16A and -12V at 1/2A. Completely enclosed in plated steel case. Brand new. Our special offer price of £9.50. Order Ref: 9.5P1.
 Ultra Thin Orilla, actually 0.3mm. To buy these regular costs a fortune. However, these are packed in half dozens and the price to you is £1 per pack. Order Ref: 797B.
 You can Stand On It! Made to house GPO telephone equipment, this box is extremely tough and would be ideal for keeping your small tools in, internal size approx. 10 1/2" x 4 1/2" x 6" high. Complete with carrying strap, price £2. Order Ref: 2P283B.
 Ultra Sonic Transducers. Two metal cased units, one transmits, one receives. Built to operate around 40kHz. Price £1.50 the pair. Order Ref: 1.5P/4.
 1 RPM MOTOR. This is only 2W so will not cost much to run. Speed is ideal for revolving mirrors or lights. £2. Order Ref: 2P328.
 12 SOLAR CELL. Could keep a battery charged even when no mains available. £17.50. Order Ref: 17.5P1.
 Battery Quick Charger Into a flat battery to about 5A the charging rate would be 8-10A, this would fall away as the battery charges up or it can be switched to a lower rate. Complete kit includes mains transformer, rectifier, capacitor, switch and metal case. £7.50. Order Ref: 7.5P20.
 15V PSU. Mains operated nicely cased, adequately smooth dc output. £1 Order Ref: 942.
 Unusual Solenoid Solenoids normally have to be energised to pull in and hold the core, this is a disadvantage where the appliance is left on for most of the time. We now have magnetic solenoids which hold the core until a voltage is applied to release it. £2 Order Ref: 2P327.

BARGAINS GALORE

200VA Mains Transformer. Secondary voltages 8v-0-8v. So you could have 16v at 12A. Could be ideal for car starter charger, soil heating, spot welding, carbon rod welding or driving high powered amplifiers etc. £15. Order Ref: 15P1.
 Mains Filter. Resin impregnated, nicely cased, pcb mounting. £2 Order Ref: 2P315.
 Safety Leads. Curly coil so they contract but don't hang down. Could easily save a child from being scalded, 2 core, 13A, extends to 3m, £1 Order Ref: 846, 3 core, 13A, extends to 3m £2 each. Order Ref: 2P290.
 Power Supply with Extras. Mains input is fused and filtered and the 12V DC output is voltage regulated. Intended for high class equipment, this is mounted on a PCB and also mounted on the board but easily removed, are two 12V relays and Piezo sounder, £3 Order Ref: 3P80B.
 100W Mains Transformers. Normal primaries 20-0-20 at 2.5A, or 30V at 3.5A, £4. Order Ref: 4P24, 40V at 2.5A, £4 Order Ref: 4P59, 50V at 2A £4 Order Ref: 4P60.
 Phillips 9" High Resolution Monitor. Black and White in metal frame for easy mounting. Brand new, still in maker's packing, offered at less than price of tube alone, only £15. Order Ref: 15P1.
 Insulation Tester with Multimeter. Internally generates voltages which enable you to read insulation directly in megohms. The multimeter has four ranges, AC/DC volts, 3 ranges DC millamps, 3 ranges resistance and 5 amp range. These instruments are ex-British Telecom but in very good condition, tested and guaranteed OK, probably cost at least £50, yours for only £7.50 with leads, carrying case £2 extra. Order Ref: 7.5P/4.
 Mains 230V Fan. Best make "PAPST", 4 1/2" square, metal blades. £8 Order Ref: 8P8.
 2MW Laser. Helium neon by Phillips, full spec. £30. Order Ref: 30P1. Power supply for this is in kit form with case is £15. Order Ref: 15P16, or in larger case to house tube as well £18 Order Ref: 18P2. The larger unit, made up, tested and ready to use, complete with laser tube £89. Order Ref: 89P1.
 1/2hp 12V Motor. The Famous Sinclair CS. Brand new, £15 Order Ref: 15P8.
 Solar Charger. Holds 4AA nicads and recharges these in 8 hours, in very neat plastic case £6 Order Ref: 6P3.
 Ferrite Aerial Rod. 8" long 2 3/8" diameter, made by Mullard. Complete with two coils. 2 for £1. Order Ref: 832P.
 Air Spaced Trimmer Caps. 2.20pf, ideal for precision tuning UHF circuits, 4 for £1. Order Ref: 818B.
 Mains Isolation Transformer. Stops you getting "to earth" shocks. 230V in and 230V out. 150 watt, £7.50. Order Ref: 7.5P/5 and a 250W version is £10. Order Ref: 10P97.
 5 RPM Mains Driven. This is a shaded pole motor, £5. Order Ref: 5P54.
 Amstrad Power Unit. 13.5V at 1.9A or 12V at 2A enclosed and with leads and output plug, normal mains output plug, normal mains input £6. Order Ref: 6P23.
 Atari 65XE. At 65K this is quite powerful, so suitable for home or business, unused and in perfect order but less PSU, only £19.50 Order Ref: 19.5P/5B.
 80W Mains Transformer. Two available good quality both with normal primaries and upright mounting, one is 20V 4A, Order Ref: 3P106, the other 40V 2A, Order Ref: 3P107. Only £3 each.
 Project Box. Size approx. 8"x4"x4 1/2" metal, sprayed grey, louvered ends for ventilation otherwise undrilled. Made for GPO so best quality, only £3 each. Order Ref: 3P74.
 Water Valve. 230V operated with hose connections, ideal for auto plant spray or would control air or gas into tanks etc. £1 each Order Ref: 370.
 BT Power Supply Unit. Output 9.5V AC at 600mA, in black plastic case with 13A plugs to go straight into socket, and approximately 3 metres of twin output lead. Price £1.50 Order Ref: 1.5P7.
 500V Bridge Megger. Developed for GPO technicians, the Ohmmeter 18B is the modern equivalent of the bridge megger. 9V battery operated, it incorporates a 500V generator for insulation testing and a null balance bridge for very accurate resistance measurement. ex BT, £45. Order Ref: 45P2.
 Experimenting with Valves. Don't spend a fortune on a mains transformer, we can supply one with standard mains input and secs. of 250-0-250V at 75mA and 8.3V at 3A, £5. Order Ref: 5P167.
 15W 8 Ohm 8" Speaker & 3" Tweeter. Made for a discontinued high quality music centre, gives real hi-fi and only £4 per pair. Order Ref: 4P57.
 Water Pump. Very powerful, mains operated, £10 Order Ref: 10P74.
 0-1mA Full Vision Panel Meter. 2 3/4" square, scaled 0-100 but scale easily removed for re-wiring. £1 each. Order Ref: 756.
 VU Meter. Illuminate this from behind becomes on/off indicator as well, 1 1/2" square, 75 each. Order Ref: 366.
 Edge-Wise Panel Meter. Ideal when short of panel space only 40x14mm, also have built-in LED, 500uA f.s.d.d, scaled 0-5. £1 each. Order Ref: 131.

Prices include VAT. Send cheque/postal order or ring and quote credit card number. Add £3 post and packing. Orders over £25 post free.

M&B ELECTRICAL SUPPLIES LTD

Pilgrim Works
 (Dept ETI),
 Stairbridge Lane, Bolney,
 Sussex RH17 5PA
 Telephone (0444) 881965 -
 phone for Fax
 Callers to 12 Boundary Road,
 Hove, Sussex.

High technology communications for ETI readers

With ETI's new computer conferencing system, readers will be able to access a world of information and talk directly to other readers

Without a doubt, on-line computer services accessed via a personal computer, phone line and modem, are the communications and information medium of the future. They can be used to keep people in touch with the latest technical developments. They can be used to access an infinite quantity and wealth of information stored in computers all around the world. They can be used to communicate with like minded individuals anywhere on the globe, enlist their help in solving problems, searching for unusual items, or just simply having a chat.

ETI Online

With this in mind, we are instituting an on-line conference system for use by ETI readers. This conference will allow readers to exchange information and ideas, advertise surplus components, or download public domain and shareware programs. Readers will also be able to access information from around the world, send electronic mail to any one of over five million people, and even access the computers at NASA to get pictures of Mars or the current weather satellite image of Antarctica.

The ETI conference is being run on the computers of the

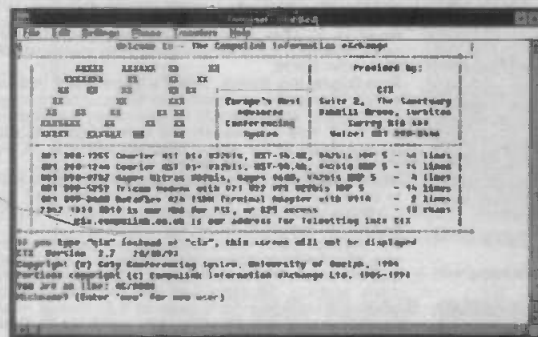
Communications software

Before one can use the modem to access an on-line system it is necessary to have a communications program of some sort running on your computer. There are a large number of such programs available, some freely available in the public domain, some sold commercially and others integral parts of other packages, such as the rather basic communications facilities offered by Windows.

Compulink Information Exchange, better known to many computer users as CIX. Anyone can join CIX, with a one off registration fee of £25 and hourly line usage charges of between £2.40 and £3.60 per hour. These will be directly debited to your credit card. The equipment needed to access CIX is a personal comput-

er, which could be a PC, a Macintosh, an Amiga, Archimedes or an Atari, etc., a suitable modem operating at between 300 and 9600 baud and an appropriate communications program.

So what exactly is an on-line computer conference? It is basically a way in which users can hold conversations without being constrained by time or distance, both factors which restrict 'real-world' conferences. Thus, with a system like CIX, a user can log on to the conference at any time of night or day



and from anywhere in the world, and add to the ongoing discussion. You can discuss matters of interest with people who you may not meet in your day to day work, you can trade information and opinions on your areas of expertise. Many people use CIX to obtain technical support, the wealth of information available from other users is phenomenal.

You will often find your questions answered in full within minutes of putting them on the conference.

Users of a system like CIX can also use it to send and receive messages, using what is known as electronic mail, or E-mail. Using E-mail is simple, you have within the CIX com-

Joining CIX

Joining CIX is very simple. Connect your computer and modem to the phone line, run your comms package and then dial one of the CIX phone numbers. These are 081 390 1255 and 081 390 1244

Once you have connected you should type CIX at the login: prompt. You will then be given a login banner with the CIX telephone numbers and address. At the next prompt, Nickname (or NEW for new user): enter nickname @cr:and finally at the Password: prompt, enter your password@cr>.

If you are new to CIX you should type CIX at the Login: prompt. You will then see the CIX login banner displaying the telephone numbers and address of CIX. At the prompt Nickname (or new for new user): enter new@cr>. You will then be taken through the on-line registration, where you will be given a nickname and password and asked for your name, address and credit card details. Shortly after registering, you will receive a registration pack in the post.

Because of a special deal between ETI and CIX, readers will not have to pay the usual £25 registration fee. In order to ensure that you are not charged, please make sure that CIX are aware that you are a reader of Electronics Today International and that you are applying for the discount when registering

Any readers with further queries about CIX should telephone them on 0492 641 961.

puter an in 'basket' and an out 'basket' in which mail sent to you or by you is put. Unlike the conference system, where messages are public and can be read by any other conference user, the messages sent by E-mail are private and are sent to a specific user.

Every user on CIX has a mailbox and every user has a unique user ID, so sending a message is simply a matter of addressing it to a box with the appropriate user ID. You can also send E-mail to millions of people around the world using CIX's direct link to the world-wide Internet system. With E-mail, a message can be sent and received in seconds and often for less than the cost of a stamp (this is because in most cases, you only pay local phone charges rather than international ones). Furthermore, if the person you want to send it to is not on E-mail, then CIX will allow you to send a Fax just as easily.

Users can also use CIX to directly access information. There are over 50 gigabytes of disk storage for files on CIX alone, but if you really want to access information, then one should use CIX to access Internet, which gives access to thousands of computers around the world. Computers in companies, research institutions, universities and government departments. Computers from which one can access a vast array of resources, including databases, file servers, multi-user games, chat systems, satellite photos, etc. There is also a whole range of news services available through Usenet, which cover all sorts of different subjects. In fact, you name it and you will probably find it on Internet.

Now you know all about CIX, why not join and participate in the ETI on-line conference.

Modem selection

The key hardware component needed for accessing a system like CIX is a modem. This is a device which is used to convert the digital signals used by a computer to the analogue signals used by phone systems (the name modem stands for MODulator/dEModulator).

PC modems, particularly card modems for mounting inside your PC, are quite cheap and the widely available Amstrad modem card which works at 2400baud (baud = bits transmitted per second) can be bought for under £70, which is ideal for accessing something like CIX. The biggest problem facing anyone buying a modem is the enormous range of different communications standards which are now in use, and thus whether the modem you are buying will work with the on-line system you are thinking of using. A common specification from an on-line service for modems attached to it might read 'full duplex, compatible with V.21, V.22, V22bis, MNP5', which sounds very confusing.

The specification of 'full duplex' refers to the modem's ability to transmit and receive data concurrently. The numbers prefixed by a V refer to CCITT communications standards, while MNP5 is a data compression technique. The following are some of the more common specifications:

V.21 - 300baud duplex modem

V.22 - 1200baud modem

V.22bis - 2400baud modem with error correction

V.32 - 9600/4800baud full duplex modem

V.32bis - 14400baud full duplex modem

V.42bis - error correction and data compression which can be used to produce effective data transmission rates of up to 38.4Kbaud.

MNP5 - data compression technique developed by Microcom

NEW

THE DEFINITIVE 'OFF-AIR' FREQUENCY STANDARD



Only
£195 + VAT
carriage extra

- * Provides 10MHz, 5MHz & 1MHz
- * Use it for calibrating equipment that relies on quartz crystals. TCXOs VCOs, oven crystals.
- * Phase locks to DRO/TWICH (rubidium controlled and traceable to NPL)
- * For ADDED VALUE also phase locks to ALLOUIS (cesium controlled and traceable to OP - French eq to NPL)
- * British designed and British manufactured
- * Now with Sine Wave Option. Output 1 volt into 50

Output frequencies -
10MHz, 5MHz, 1MHz
Short term stability -
better than 2×10^{-9} (1 sec)
Typical - 4×10^{-9} (1 sec)
Long term - tends to
 2×10^{-12} (1000sec)

TELEQUIPMENT D1011 10MHz DUAL TRACE	£165	BACHARACH MV2 MERCURY SNIFFERS	£79
IWATSU SS-5802 DIGITAL STORAGE	POA	FISONS F1-MONITERS L10 LEVEL SENSORS	£85
SCOPEX 456 5MHz SINGLE TRACE	£95	JANKE & KUNDEL HI SPEED MIXERS 20KRPM	£29
TEKTRONIX 2215 60MHz 2 TRACE DEL T/B	£450	JAQUET TIMER 1110 SECS. RES'N .01SEC	£59
TEKTRONIX 453A 50MHz 2 TRACE DEL T/B	£249	COMMODORE PETS, D/DRIVES, PRINTERS	£296A
TELEQUIPMENT S62 SINGLE TRACE 5MHz SCOPE	£95	COMARC 2203 MV SOURCES, DUAL RANGE	£49
H.P. 8405A VECTOR VOMETER 1GHz	£595	INTRON IFG422 FUNC. GEN 0.1Hz-2MHz	£125
PLESSEY TCT10 SIG. GEN/ANAL. 50-300 BDS	£95	ECG MONITOR SEM430 WITH SEM420Z	£75
TELEQUIPMENT D61A 10MHz DUAL TRACE	From £99	CARDIAC RECORDERS LTD MINIGRAPH TYPE 123	POA
SE LABS SMY11 18MHz DUAL TRACE	£129	GF PALMER CARDETTE 4 ELECTROCARDIOGRAPH	POA
TEK 4658 100MHz DUAL TRACE DEL T/B	£475	GOULD 2400 4-PEN CHART RECORDER	£195
TELEQUIPMENT D67A 25MHz 2T, DEL T/B	£215	X-Y PLOTTERS A3 & A4	FROM £35 TO £139
H.P. 1700A 35MHz DUAL TRACE	£249	PHILIPS PM6456 FM STEREO GENERATOR	£195
HITACHI VC 8015 10MHz DIGITAL STORAGE	£345	7SEG 12" & 9" DISPLAYS DIGITEX SIGNALLEX	£15 & £10
H.P. 1340A X-Y DISPLAYS	£149	VALVE TESTERS AVO MK 1.2.3.	FROM £49 TO £99
OERTLING V20 SINGLE PAN BALANCES 200GM	£69	MARCONI TF2300 FM/AM MODULATION METER	£195
ANALYTICAL BALANCES WITH WEIGHTS 250GM	£89	CASELLA TEMP RECORDER 7 DAY	£89
VACUUM PUMPS 1.5 & 2.8 CU.M/HR	£125 & £149	MCKENZIE 7 DAY TEMP/HUMIDITY RCORR	£95
KINGSMILL NS1540 15V 40A PSU'S CASED, AS NEW	£195	FEEDBACK SS0603 1MHz SINE/SQ OSC.	£125
ACRON 402P SYNCHRONISING PULSE GEN & 60SP ENCODER	£375ea £395/pr	FARNELL E350 0-350v 100mA, 2 x 6.3V	£49 to £59
RADIOMETER BK6F DIST. METER 20Hz-20KHz	POA	FARNELL FG1 FUNC. GEN 2-22MHz	£129
RADIOMETER AFM2 MOD. METER 7MHz-1GHz	POA	COMMUNICATIONS RECEIVERS, HF, LF, VHF	POA
MARCONI TF2304 AM/FM MOD. METER PRTBLE	£249	LOR MARCONI TF1313 0.25%	£95
MARCONI TF2303 WAVE ANALYSER 20Hz-50KHz	£149	LOR COMPONENT COMPARATOR AVO CZ457S	£95
H.P. 5315A 1GHz F/CTR, OPTS 1, 2 & 3	£750	LEVELL T468 MICRO V-METER 450MHz	£95
		LEVELL T488 MICRO V-METER 3MHz	£25

LIST AVAILABLE BUT 1000'S OF UNLISTED BARGAINS FOR CALLERS ALL PRICES EXC. OF P&P AND VAT
QUALITY ELECTRONIC EQUIPMENT ALWAYS WANTED



HALCYON ELECTRONICS



423, KINGSTON ROAD, WIMBLEDON CHASE, LONDON SW20 8JR
SHOP HOURS 9.5.30 MON-SAT. TEL 081-542 6383. FAX 081-542 0340

PLASTIC BOXES



A RANGE OF SMALL PLASTIC BOXES,
CASES AND POTTING BOXES AVAILABLE
IN ANY QUANTITY.

SEND FOR FREE CATALOGUE

SLM (MODEL) ENGINEERS
CHILTERN ROAD, PRESTBURY,
CHELTENHAM, GLOS GL52 5JQ
FAX: 0242 226288

Lots more to see
and do at the



INTERNATIONAL
63rd
**MODEL ENGINEER
& Modelling Exhibition**



GRAND HALL OLYMPIA, HAMMERSMITH ROAD, KENSINGTON, LONDON W14 8UX
31st DECEMBER 1993 - 8th January 1994
OPENING TIMES: 10am-6pm every day except Thursday 6th January 10-8pm.

New

- **Christie's Model Auction**
(Wednesday January 5th)
- **Ride on the longest portable model railway in England - 7 1/2 gauge**
- **Festival of Indoor Model Flight - the biggest indoor flying event ever all day every day in the adjoining National Hall**
- **The Arnhem Memorial Flight & Display**
- **Wargames - continuous participating games.**
- **Miniature railway layouts**
- **Ship and engineering display by The Maritime Museum**
- **Driver of The Year Competition - 2" scale Clayton Wagons (Thursday 6th & Friday 7th January.**

PLUS

- 100's of models on display - boats, aircraft, cars, locomotives, science fiction
- Radio control boats
- Remote Control Cars
(December 31st January 2nd, 3rd & 8th)
- Indoor fun flying (DPR January 1st, Midair & SAMS January 6th)
- Scalextric - races for everyone
- 5" - gauge steam railway - rides for everyone
- Associations, societies & club stands.

Show Guide giving a diary of events available from 3rd December. **Auction enquires** ring Tom Rose, Christie's Tel: 071 581 7611. Further information, Competition entry forms and details of RNLI special train from north Wales obtainable from Argus Exhibitions, Argus House, Boundary Way, Hemel Hempstead, Herts. HP2 7ST. Tel: 0442 66551

Grand Hall, Olympia is easily accessible by
● Road ● Rail ● Underground and bus ● Mainline & Underground stations adjacent. Some trains from Brighton, Manchester, Liverpool, Birmingham and Edinburgh stop at Olympia.

Admission: Adults £5, Senior Citizens £4, Children £2, Family Ticket £12
(2 adults & up to 4 children) - 2 day and season tickets available in advance.

Argus Specialist Publications with Hilton hotels are offering special rates for the duration of the Exhibition.

Hilton National London Olympia	Located on Kensington High Street, home of the most fashionable and exciting stores in London	£31.05
London Kensington Hilton	Located among the elegant Georgian houses and tree lined streets of Holland Park	£34.50
London Regents Park Hilton	Overlooking Lords Cricket Ground, the Regents Park hotel is close to the West End	£31.05
The Langham Hilton	Situated in London's West End and close to Oxford Street	£75.90
London Hilton on Park Lane	In the heart of Mayfair and its elegant shopping district	£75.90

ASSOCIATE HOTELS		
Plaza on Hyde Park	Close to Victoria and Albert Museum & Kensington Palace	£29.90
Sherlock Holmes Hotel	Near Madame Tussaud's & London Zoo	£32.20
The Clive Hotel Hampstead	Small & welcoming, close to Hampstead and its Heath	£24.15

Prices are for each guest each night for Twin/Double Room (£14 single supplement) and include Continental breakfast. (except The Langham Hilton and London Hilton on Park Lane which include English breakfast), private bath/shower, tea/coffee making facilities and VAT (single supplement £30 at both hotels). There is a supplement of £5.50 for full English breakfast.

HILTON

HILTON

Booking Form - International Model Engineer & Modelling Exhibition

Make it a Model Stay

Name _____ Address _____ Postcode _____ Tel No _____

Accommodation required: Double Twin Single No in party _____ No of nights _____

Choice of hotel _____ Dates required _____
Payment by: cheque Access Visa Diners AmEx My Credit Card No _____ Expiry _____

There will be a return coach service direct to the Exhibition at a cost of £6.00 per person on the dates shown. Please tick if required: January 1st January 8th
Return booking form to: Heidi Ross, CRO, Hilton International, PO Box 137, Watford, Herts WD1 1DN. Tel: (0923) 238877

Computer Control

Universal interface allows any computer to be used to learn or teach programming for control using any dialect of basic.

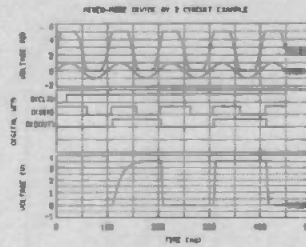
- Very affordable at £36.00 inc. in UK (add £2.00 P&P o'seas).
- Plugs onto the parallel printer lead, no tools required.
- 8 programmable outputs via standard connector, 500mA each.
- Outputs monitored by LEDs to assist in program development.
- Supplied with well-documented programs allowing newcomers to quickly progress to control their model layouts and to use stepper motors for driving buggies, x-y plotters & small machines.

Available by mail only: R. Bartlett, 17 Lime Tree Avenue, Tile Hill, Coventry CV4 9EY. Tel. 0203 473851

Copyright Argus

SPICE A/D Simulation

FREE 10 Transistor version FREE



- Mixed Analogue and Digital
- All SPICE 2G6 analyses
- Behavioural Modelling
- Graphical post-processor
- 640K version £395
- 32 bit extd. mem. ver. £695
- Schematic front end £149
- Book on SPICE £39.95

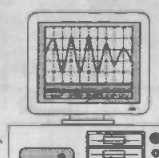
For your FREE copy - just send a formatted 1.44 MB HD 3.5in disk and SAE to: E.T.I. Offer, CRaG Systems, 8 Shakespeare Rd, Thatcham, Berks RG13 4DG Tel (0635) 873670

AFFORDABLE DATA ACQUISITION

For PC's + Compatibles

AD8 Single channel 8-bit A to D

£24.95



- Plugs into printer port
- Up to 25 KHz sampling
- 0 to 5 Volt input range
- Software drivers in C and BASIC
- Voltmeter and Scope software included + source code

Price includes P+P
Software supplied on 3.5" disk unless 5.25" specified.
Please send Cheques and PO's to:-

C.P. Technology

Red Lion Yard, Market Place, Blandford, Dorset DT11 7EB.
(0258) 451562

EQT LTD STEVENAGE

Professional Sub-Contract Manufacturing & Suppliers to the Electronics Industry

Do you have a requirement for any of the following services:

PCB Assembly (Conventional and Surface Mount)	Product Design/Consultation
Wave & Hand Soldering	Full Procurement Service
Complete Equipment Manufacture	PCB Test & "Burn in" Facilities
Device Programming from hand written shts or PC 3 1/2" disc	Enclosure Design & Manufacture
Cable Harness Assembly /loom Manufacture	PCB Artwork Manufacture
Card Cage and Module Wiring	Circuits Drawn Professionally
Full Inspection	Kit Procurement & Supply
	Component Sales
	Refurbishment a speciality
	Top Quality Work at Reasonable Rates

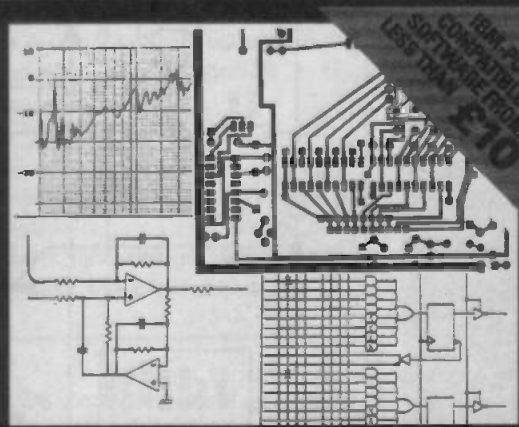
Phone Tracey on (0438) 310066 or Fax details of your requirements to us on (0438) 315829
EQT LTD, BTC, Bessemer Drive, STEVENAGE, HERTS, SG1 2DX

- SCHEMATICS ■ CIRCUIT ANALYSIS
 - PCB DESIGN ■ BUSINESS PACKAGES
 - TRY-BEFORE-YOU-BUY SOFTWARE
- WITH OUR SHAREWARE/PD DISTRIBUTION SETS!

Ask for our latest Catalogue.

PROFILE ELECTRONICS

100-102 WOODHOUSE ROAD, LEYTONSTONE, LONDON E11 3NA. TEL. 081 470 2038 (24 Hours)



OMNI ELECTRONICS

174 Dalkeith Road, Edinburgh EH16 5DX · 031 667 2611

- The supplier to use if you're looking for —
- ★ A WIDE RANGE OF COMPONENTS AIMED AT THE HOBBYIST ★
 - ★ COMPETITIVE VAT INCLUSIVE PRICES ★
 - ★ MAIL ORDER - generally by RETURN OF POST ★
 - ★ FRIENDLY SERVICE ★

Open: Monday-Thursday 9.15-6.00
Friday 9.15-5.00 Saturday 9.30-5.00



Hesing Technology



Cromwell Chambers, 8 St. Johns Street, Huntingdon, Cambs. PE18 6DD

Tel: (0480) 433156
Fax: (0480) 413357

TEST EQUIPMENT

- Supply
- Maintenance
- Commissioning

SYSTEM CONSULTANCY

- Replacement Parts
- Supply of Service & Operators Manuals
- Components

Distributors for:
WAUGH INSTRUMENTS, RAMTEST LTD, KRENZ ELECTRONICS, PANTHER

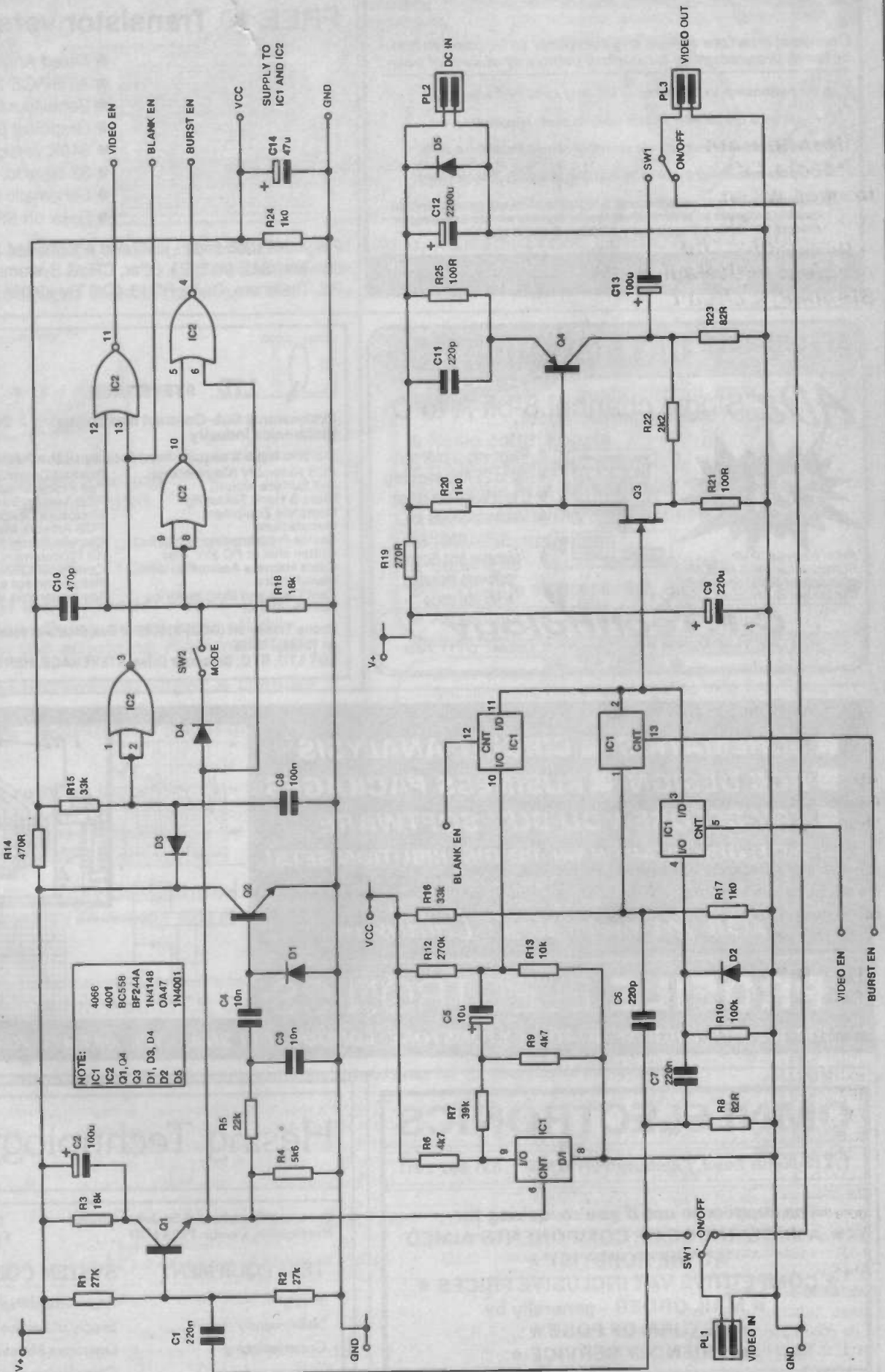



Fig. 1 Video Stabiliser circuit

Suffering from unstable TV images when playing video tapes? Solve the problem with Paul Stenning's circuit



Video Stabiliser

A friend of mine recently purchased a good second hand colour television at a bargain price. The reason for the bargain price became apparent some weeks later - the set would not give a stable picture when playing a video tape that has copy-protection, such as those hired from a video library.

It was at this point that I became involved. The television manufacturer's UK agent was aware of the problem, but could not offer a modification to resolve it! I did not feel inclined to delve into the innards of the television without information and

my friend didn't really want to buy another set. The only remaining option was to design a device to remove the copy-protection from the signal before it reached the TV. The result is the Video Stabiliser described here.

Copy Protection

The principle of copy protection is to alter the video signal such that it can be displayed normally on a TV or monitor, but not recorded by a video recorder. By examining the signal with an oscilloscope, I found two areas where it is altered.

How It Works

The complete circuit diagram is shown in fig 2.

The video enters the unit via PL1. SW1 selects whether the circuit is enabled or bypassed. R8 terminates the input. The circuit around TR1 is a sync separator, the output across R4 pulses between 0V and 6V approx.

TR2 is fed by an integrator circuit to produce the frame sync. D5, R13 and C9 extend this over the Teletext area at the top of the screen. This is squared up by the logic gate to form the Blank Enable signal, which is high during this part of the picture.

If SW2 is closed, D6, C10 and R14 extend the line sync pulse over the colour burst. The non-extended sync is gated with this to produce the Burst Enable signal, which is high during the colour burst. Video Enable is high whenever the other two enable lines are low and covers the normal video and sync part of the picture.

The Sync signal is inverted by IC1 and R6. This is then attenuated and set to a suitable DC level by R7, R9, R12, R13 and C5, and forms the blanked video signal.

The video signal is held with its base line at around 0V by C7, R10, and D2. This is the normal video. Note that D2 must be a germanium device.

C6, R16 and R17 remove all DC from the video signal and leave the chrominance and colour burst, biased a little above the 0V rail. This forms the chrominance signal.

These three signals are fed into analogue switches controlled by the enable lines. Only one switch is closed at a time and, consequently, the required signal is assembled. The result is buffered by the output amplifier (TR3, TR4 and surrounding components). C13 adds a little HF boost to compensate for losses earlier in the circuit. A supply of 9V (+/- 1V) at 35mA is required, this does not need to be regulated since the current consumption is reasonably constant. A low cost unit built into a large 13A plug may be suitable - select one that can be left on indefinitely. If the voltage is selectable it may have to be set to 6V since the load is light.

Any ripple on the power supply output is removed by C12. D5 protects the unit against reverse polarity. The supply to the sync separator is further decoupled by R19 and C9.

Note that IC1 and IC2 are operated from a supply of about 6V (due to R14, R24 and C14). This is because the sync separator output only goes up to about 6V and a gate powered from the 9V rail would not respond to it.

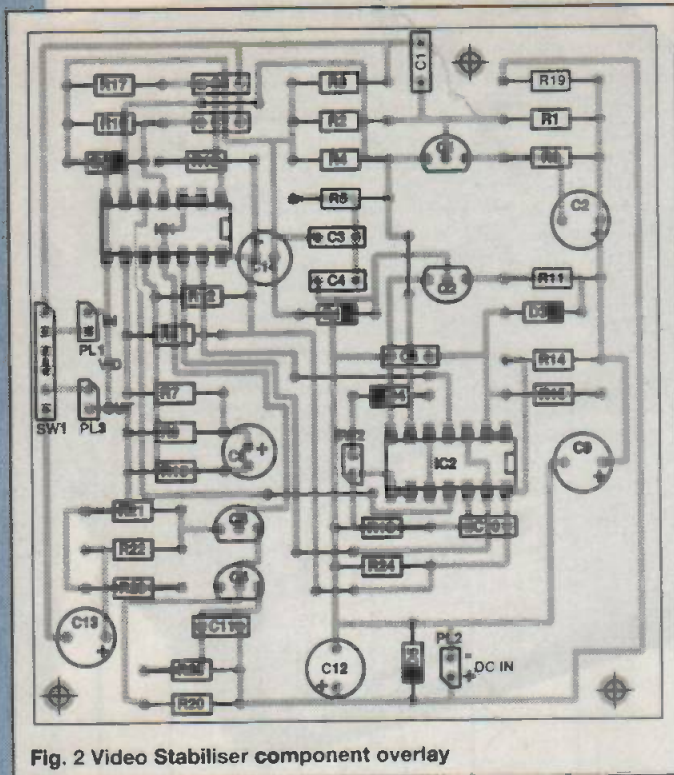



Fig. 2 Video Stabiliser component overlay



Firstly, the video level in the top section of the picture, normally reserved for Teletext information, is varied from black to peak white. Many video recorders use this part of the signal to set their automatic recording level, resulting in a signal with wildly varying amplitude that a television cannot successfully display.

Secondly, the colour burst has a DC offset in the last few lines of the picture. This is visible on some televisions as a dark section at the bottom of the screen. Many video recorders will confuse this with the frame sync signal, and lock onto it instead of the true frame sync.

The Video Stabiliser presented here will remove both of the above signal alterations and the prototype enabled my friend to enjoy his new toy. Removal of the colour burst offset is optional and selected by a front panel switch. A second switch enables the unit to be bypassed when not required.

The prototype unit was connected between the video output connector on the video recorder and the video input connector on the television. If it is being used with a television that does not have a composite video input socket, the signal must be modulated before being fed to the aerial socket. This can be achieved by connecting the unit between two video recorders.

Construction

The circuit is constructed on a single sided PCB, 84mm x 92mm. The component overlay is shown in fig 2.

Construction is reasonably straightforward. Start with the six wire links and then continue in the usual size order. IC1 and IC2 are both CMOS devices and IC sockets are recommended. D2 is a germanium diode, take care to ensure that it does not get too hot. Veropins or 0.1in header strip are recommended for the off-board connection.

Any case that is large enough to hold the PCB, sockets and switches would be suitable. A metal case may be preferable for screening but no problems were experienced with the prototype in its plastic box.

The interwiring is shown in fig 7. Screened cable may be used for the video connections, but this is not really necessary providing the wire is short.

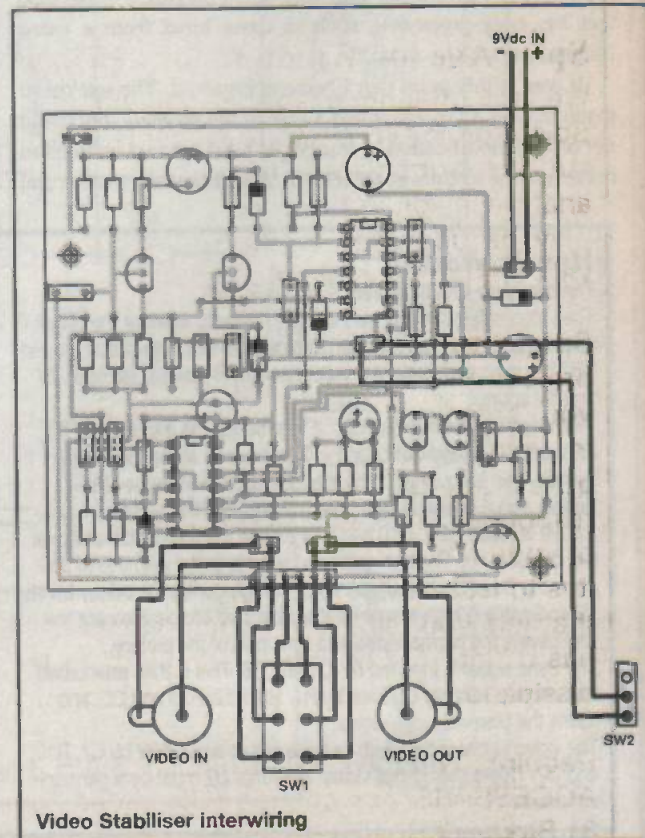
The two switches can be considered as optional - if one or both are not required link wires should be fitted in the PCB as required.

Testing

Provided that the unit is carefully constructed, there is no reason why it shouldn't work first time. If an oscilloscope is available, the output can be viewed when playing a copy-protected tape to verify that the offending signals have been removed. Otherwise simply connect the unit to your equipment and try it. Measure the voltage across C12, which must be 9V +/-1V. If the voltage is selectable on the PSU, try other settings to bring the voltage within range.

Alternatively, if the voltage is a little too high it may be possible to reduce it by connecting one or more 1N4001 diodes in series, in the positive connection to the PCB. Each diode will drop about 0.6V.

In some cases, a dark section may be visible at the top of the screen. This is caused by the delay produced by R15 and C8



Video Stabiliser interwiring

being longer than required. It appears that this delay differs slightly with different makes of 4001 IC, however the colour burst delay due to C10 and R18 is unaffected.

If this problem occurs there are two options. If you have a stock of ICs try some other 4001s to find one that's suitable. Otherwise try reducing the value of R15 to 27K or 22K and find the highest value where the dark section is not visible.

In Use

For normal viewing it may be preferable to set SW1 to bypass, to eliminate the inevitable slight signal degrading that this unit causes. When viewing a troublesome video film, the unit

should be switched in. SW2 should only be closed if it proves necessary, since this may cause slight colour variation problems. For legal reasons please do not use this unit for any other purpose!

Paul Stenning

BUYLINES

All components are readily available and no buying problems are envisaged.

The electrolytic capacitors should be rated at 16V or greater and be radial types. The other capacitors should have a lead pitch of 0.2in (5mm), other types may fit if the leads are bent. Before purchasing a power supply, check the latest Greenweld bargain list. They often list suitable types for about two or three pounds.

The PCB is available from the ETI PCB service, see page 60.

PARTS LIST

RESISTORS (All 0.25W 5% or better)

R1,2	27K
R3,18	18K
R4	5K6
R5	22K
R6,9,11	4K7
R7	39K
R8,23	82R
R10	100K
R12	270K
R13	10K
R14	470R
R15,16	33K
R17,20,24	1K0
R19	270R
R21,25	100R
R22	2K2

CAPACITORS

C1,7	220n
C2,13	100µ
C3,4	10n
C5	10µ
C6, 11	220p
C8	100n
C9	220µ
C10	470p
C12	2200µ
C14	47µ

SEMICONDUCTORS

IC1	4066
IC2	4001
TR1,4	BC558
TR2	BC548

TR3	BF244A
D1,3,4	1N4148
D2	OA47
D5	1N4001

MISCELLANEOUS

PL1,3	BNC Socket (or as required)
PL2	2.1mm Power Socket (or as required)
SW1	DPDT Miniature Toggle Switch
SW2	SPST Miniature Toggle Switch
PCB, Case, Power Supply (see text), Veropins, Wire, PCB Mounting Hardware, Video Cable and Connectors as Required	

SPECIAL OFFER

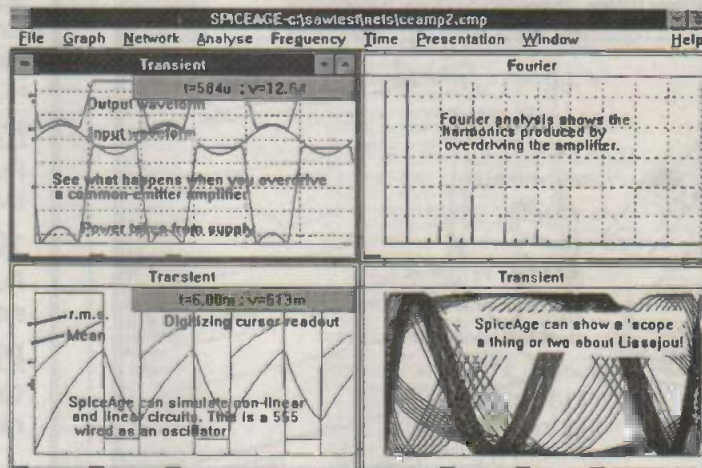
Those Engineers Ltd



Spice Age for Windows for £95 incl VAT for a limited period.

We are offering a special version of SpiceAge for Windows to students and serious hobbyists. The version will analyse medium sizes of circuits and may be upgraded to the professional version for the price difference.

SpiceAge is the program used by professional circuit designers that lets you "breadboard" even before you plug in your soldering iron. It gives you quiescent DC voltages, frequency response curves and 'scope-like traces of your circuit ideas. Imagine how easy it is to test new components and values without the risk of smoke! SpiceAge has a friendly editor that lets you tell it what components to put in your circuit and how to connect them. SpiceAge has a "lab" full of "test equipment" to let you inject signals and "probe" for voltages, currents, dissipations, dB gains, phase angle, group delay and power consumption.

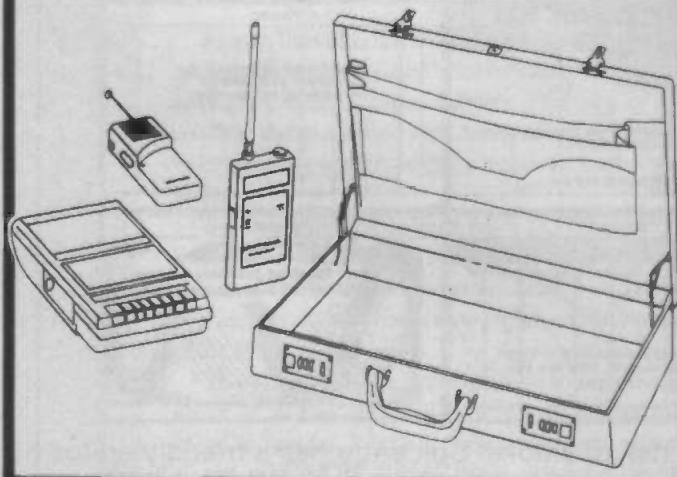


Requires Windows 3.0 or higher. S.A.E. please for information pack or £5 for demonstration kit. ACCESS/VISA or cheque with order. Please state disk size. Those Engineers Ltd, Dept Ek03, 31 Birkbeck Road, London NW7 4BP. Tel 081-906 0155, Fax 081-906 0969.

SURVEILLANCE

SURVEILLANCE

A SMALL SAMPLE OF OUR RANGE	KIT	MODULE	PROF. FINISHED
ROOM TRANSMITTER RT1 An extremely sensitive miniature transmitter with long battery life. Dimensions: 20 x 20mm	9.95	13.75	19.00
MAINS TRANSMITTER MT4 Can be connected inside any equipment that is mains powered. Dimensions: 35 x 20mm	19.75	31.50	45.00
TELEPHONE TRANSMITTER TTS Small enough to conceal within a telephone. Will transmit both sides of a conversation (series connection). Dimensions: 10 x 20mm	12.75	17.50	25.00
TELEPHONE SOCKET TRANSMITTER TSTS Replace your telephone socket with this one within which a transmitter has been concealed.	14.74	—	29.00
ROOM AND TELEPHONE TRANSMITTER RTT Operates as a room transmitter, then switches to telephone transmitter mode during telephone calls. Dimensions: 30 x 25mm	31.50	45.50	65.00
AUTOMATIC TELEPHONE RECORDER SWITCH TRS2 Record telephone conversations with this interface unit and your own tape recorder. Dimensions: 36 x 50mm	18.80	25.90	39.00
AUTOMATIC TELEPHONE RECORDER ATR1 Adapt the tape recorder included to record telephone calls automatically.	34.95	—	69.00
TELEPHONE TAP ALERT TTA1 Visual warning of any invasions of privacy on your telephone line. Dimensions: 38 x 52mm	21.95	31.50	45.00
RF DETECTOR RFD1 Highly sensitive hand-held detector. Range between 10MHz and 600MHz. Silent operation. Dimensions: 70 x 50mm	42.75	69.00	95.00
CAMERA DETECTOR CD8 Detects hidden video cameras (even miniature CCD models). Dimensions: 63 x 38mm	66.00	89.00	125.00
RECORDING BRIEFCASE RBC1 Completely discreet recordings at a value for money price.	—	—	145.00
SHOTGUN MICROPHONE AMPLIFIER SMA Ideal for surveillance. The amplifier will pick up sounds from a long distance.	24.95	36.00	45.00
SIGNALLING TRANSMITTER SIGT Sends a continual audio pulse. Can be integrated into alarm, tracking or warning systems. Dimensions: 20 x 50mm	21.95	34.89	45.00
TELEPHONE AMPLIFIER TA5 Connected directly to the telephone, this unit will amplify both sides of a telephone call. Dimensions: 25 x 52mm	10.95	16.95	19.95
PROFESSIONAL SOUND TO LIGHT UNIT SK72 Custom built for disco or home use. Audio signal divided into bass, mid and treble bands, with internal microphone and spotlight option. Dimensions: 210 x 45mm	21.95	32.49	44.95
MICRO METAL DETECTOR MMD Detect the presence of ferrous and various non-ferrous metals. Useful for all those DIY jobs. Dimensions: 40 x 25mm	8.95	16.95	—



Please add £2.00 P & P to all orders and 17.5% VAT on all U.K. orders.

For full catalogue please send two 1st class stamps or 2 IRC'S

172 Caledonian Road
Dept ET

CANAL

London N1 0SG

BRIDGE AUDIO


071-837 4423



ILP
AMPLIFIERS from

JAYTEE

UK Distributor for the
complete ILP Audio Range



BIPOLAR AMPLIFIER MODULES

Encapsulated amplifiers with integral heatsink.

HY30P	15W Bipolar amp	£9.95
HY60	30W Bipolar amp	£12.62
HY6060	30W Stereo Bipolar amp	£26.46
HY124	60W Bipolar amp (4 ohm)	£20.69
HY128	60W Bipolar amp (8 ohm)	£20.69
HY244	120W Bipolar amp (4 ohm)	£27.38
HY248	120W Bipolar amp (8 ohm)	£27.38
HY364	180W Bipolar amp (4 ohm)	£42.86
HY368	180W Bipolar amp (8 ohm)	£42.86

MOSFET AMPLIFIER MODULES

Encapsulated amplifiers with Integral heatsink.

SMOS60	30W Mosfet amp	£23.15
SMOS6060	30W Stereo Mosfet amp	£39.95
SMOS128	60W Mosfet amp	£30.95
SMOS248	120W Mosfet amp	£42.50

CLASS A AMPLIFIER MODULE

Encapsulated Class A amplifier with Integral heatsink

HCA40	20W Class A amp	£36.60
-------	-----------------	--------

POWER SUPPLIES

Full range of transformers and DC boards available for the above amplifiers.


100 VOLT LINE TRANSFORMERS

Full range of speech and music types for amplifiers from 30 watt to 180 watt

PREAMPLIFIER MODULE

General purpose preamplifier for a wide range of applications.

Prices include VAT and carriage



Quantity prices available on request

Write, phone or fax for free Data Pack

Jaytee Electronic Services

143 Reculver Road, Herne Bay, Kent CT6 6PL

Telephone: (0227) 375254 Fax: 0227 365104



**8 CAVANS WAY, BINLEY INDUSTRIAL ESTATE,
COVENTRY CV3 2SF, ENGLAND.
TELEPHONE (0203) 650702. FAX (0203) 650773**

**KEITH MORRIS
Tel: 0203 650702
Fax: 0203 650773**

LIST OF TEST EQUIPMENT AVAILABLE

OSCILLOSCOPES

GOULD	054200 - Digital Storage	£250
HEWLETT PACKARD	182C-100 MHz 4 Channel	£300
HEWLETT PACKARD	1740A-100 MHz Dual Channel	£350
HEWLETT PACKARD	1741A-100 MHz Dual Channel with Analogue Storage	£350
HEWLETT PACKARD	1744A-100 MHz Dual Channel with Analogue Storage	£350
PHILIPS	3211 - 15 MHz Dual Channel	from £150
PHILIPS	3217 - 50 MHz Dual Channel	from £250
PHILIPS	3226 - 15 MHz Dual Channel	from £150
PHILIPS	3240 - 50 MHz Dual Channel	from £250
PHILIPS	3261 - 120 MHz Dual Channel	from £325
PHILIPS	453 - 100 MHz Dual Channel	£250
TEKTRONIX	515A	£150
TEKTRONIX	2445 - 150 MHz 4 Channel	from £1250
TEKTRONIX	7313 - 100 MHz 4 Channel with Analogue Storage	from £350
TEKTRONIX	7403N - 60 MHz 4 Channel	from £300
TEKTRONIX	7603 - 100 MHz 4 Channel	from £350
TEKTRONIX	7623 - 100 MHz 4 Channel	from £500
TEKTRONIX	7904 - 500 MHz 4 Channel	from £750
TELEQUIPMENT	075 - 50 MHz Dual Channel	£225
TEKTRONIX	465 - 100 MHz	£450
TEKTRONIX	465B - 100 MHz	£500
TEKTRONIX	468 - 100 MHz Digital Storage	£850
TEKTRONIX	7834 - 400 MHz Analogue Storage	from £750
TEKTRONIX	7704A - 300 MHz	from £650
TEKTRONIX	7613 - 100 MHz Analogue Storage	from £400
TEKTRONIX	7844 - 400 MHz	from £750
TEKTRONIX	454 - 100 MHz	from £300

MARCONI

TF GTA 9A	Milliwatt Power Meter	£250
TF PSU	0-30V-3A Twin	£100
TF 1313A	0.1% Universal Bridge	£100
TF 893A	AF Power Meter	£75
TF 1066B/6	FM Signal Generator	£100
TF 1073	R/F Attenuator 0-100dB	£50
TF 1073A	R/F Attenuator 0-100dB	£70
TF 1245	Q Meter	£250
TF 1247	20-300 MHz Oscillator	£250
TF 2016A	AM/FM Signal Generator 10KHz-120MHz	£175
TF 2081/4	Digital Error Detector	£250
TF 2091B	(White) Noise Generator	£250
TF 2092B	(White) Noise Receiver	£250
TF 2103	Sine/Square 10 MHz Oscillator (Battery)	£50
TF 2213/1	X-Y Display	£200
TF 2300	FM/AM Modulation Meter	£195
TF 2300B	FM/AM Modulation Meter	£200
TF 2330	Wave Analyzer 20 Hz-50 KHz	£100
TF 2370/1	110 MHz Spectrum Analyzer	£1250
TF 2432a	560 MHz Digital Frequency Meter	£200
TF 2600A	Video Voltmeter	£75
TF 2600	Sensitive Valve Voltmeter	£75
TF 2604	Electronic Voltmeter	£75
TF 2606	Differential DC Voltmeter	£75
TF 2700	Universal Bridge	£125
TF 2802/2	Pattern Generator and SLMS	£250
TF 2904	Colour Gain and Delay Test Set	£150
TF 2905/6M	Sine/Square Pulse & Bar Generator	£150
TF 2909	Grey Scale Generator	£150
TF 6057B/1	Signal Source (4-8 GHz)	£250
TF 2437	Timer/Counter 100 MHz	£150

HEWLETT PACKARD

15520A	6 Db Hybrid (Return Loss Sheet)	£25
1600A	Logic State Analyser	£100
1615A	Logic Analysers	£200
180 TR	With 8755B - Sept Amplitude Analyser (Rack Mounted)	£350
1825 A	Time Base and Delay Generator (Scope Plug-in Unit)	£75
196A	Oscilloscope Camera	£50
3200B	VHF Oscillator 10-500 MHz	£175
3300A	Function Generator with 3305A Sweep Plug-In	
3400A	3400 a RMS Voltmeter	£150
3406A	Broadband Sampling Voltmeter	£175
3580	Spectrum Analyser 5 Hz-50 KHz	£1250
3582	Spectrum Analyser Dual Channel 25 KHz	£3K
3585	Spectrum Analyser 20 Hz-40 MHz (GP1B)	£5K
3710A	IF/Baseband Transmitter Fitted with 3716A B/B TX	
3702B	IF/Baseband Receiver Fitted with 3705A (Differential Baseband Detector)	£1.5K
3710A and 3702B	Make Up Microwave Link Analyser	
Down Converter with 3738A Oscillator (6.3-8.5 GHz) O/P 70 MHz		£200
Attenuator (0-100 MHz)		£100
Data Generator		£750
Error Detector		£750
Instrumentation Recorder (As New Immaculate Condition)		£500
AC Voltmeter		£150
AC Voltmeter		£150
Vacuum Tube Voltmeter		£50
AC Voltmeter		£150
SWR Meter		£275
10 Hz-1 MHz Oscillator		£100
Test Oscillator 0-10 MHz		£150
20dB Attenuator 0-12.4 GHz		£100
Sweep Oscillator (Mainframes)		£250
Sweep Oscillator with 894A Plug-In (8-12.4GHz)		£500
Storage Normalisers		£400
Frequency Doubler (1/P 9-13.25 GHz) (O/P 18-26.5 GHz)		£250
10dB Directional Coupler		£100
Power Meter		£450

RACAL DANA

Series 1200	Universal Switch Controller
11-1478	Sensing Heads
11-1572	Sensing Heads
845-1	1 MHz Frequency Standards Distribution Unit
3100	Synthesizer 40-130 MHz

5002	Wideband Level Meter	£650
5003	Digital Multimeter	£150
9000	Microprocessing Timer/Counter 500 MHz	£275
9081	Synthesized Signal Generator - 520MHz	£600
9083	2 Tone Signal Source	£225
9242D	Programmable Power Supply 25V-2A	£300
9246S	Programmable Power Supply 25V-10A	£400
9300B	RMS Voltmeter	£275
9300	RMS Voltmeter	£250
9341	LCR Databridge	£250
9500/9515	Universal Counter/Timer 512 MHz	£200
9824	UHF Frequency Meter 0-560 MHz	£150
9839	Frequency Counter (UHF) - 560 MHz	£150
9901	50 MHz Universal Counter Timer	£100
9903	50 MHz Universal Counter Timer	£100
9905	Frequency Counter - 200 MHz	£125
99017	Frequency Meter (UHF Freq. Counter - 560 MHz)	£175
9919	Frequency Meter (UHF Freq. Counter - 1 GHz)	£275
9932	Instrument Interface	£125
9303	True RMS R/F Level Meter	£650
9475	Rubidium Frequency Std.	£3.5K
9084	Synthesised Signal Gen.	£700

TEKTRONIX

Type G

PM 104	Oscilloscope Plug In Unit - Wideband Differential Calibrated	
TM 515	Pre-Amp (as NEW)	£75
P 6201	Personality Module	£40
P 6451	Mainframe (Traveler Power Module - 5 Compartment)	£150
5-3A	Fet Probe	£100
106	Data Acquisition Probes	£25
109	Sampling Heads	£150
181	Square Wave Generator	£100
603	Pulse Generator	£75
1921-PI	Constant Amplitude Signal Generator (350 KHz - 100 MHz)	£100
4041	Storage Monitor	£75
4926	Storage Display Unit	£75
	Disc Drives	£50
	Disc Drives	£50

WANDEL AND GOLTERMANN

AZD-1	Display Expander	£100
PRT-1	PCM Regeneration Test Set	£250
PS 12	200 Hz-6 MHz Level Oscillator	£500
PS 12	200 Hz-4.5 MHz Level Oscillator	£500
PS-60	6KHz-18.6 MHz Level Oscillator	£500
PSG-1	Test Signal Generator (TV Colour Camer - 4,429687 MHz)	£50
RFZ-5	Reflection Co-Efficient Attachment	£75
RG-1	Noise Generator 0-100 KHz	£50
SG-3	Display Unit	£350
SPM-3	Selective Level Measuring Set	£150
SPM-60	8 KHz-18.6 MHz Level Meter	£500
SPM 12	200 Hz-6 MHz Level Meter	£500
SPM 12	200 Hz-4.5 MHz Level Meter	£500

MISCELLANEOUS

DATRON	4700 (with OPT's 20+90) Autocall Multifunctional Calibrator	£5.5K
DATRON	1071 Autocall Digital Meter	£1.1K
DATRON	1061 Autocall Digital Meter	£850
DATRON	1051 Autocall Digital Meter	£650
DATRON	1041 Autocall Multifunctional Voltmeter	£500
ANRITSU	ME538C Microwave System Analyser	£3K
ADRET	740A Synthesizer 0-512 MHz	£1500
MARKEM	175 Hot Foil Label Printing Machine	£2500
DAYMARK	Auto Transistor Tester/Sorter Cost new £50K NOW	£6K
AVO	RM 215 - L/2 Breakdown Leakage & Ionisation Tester	£750
PULSETEK	192 Oscilloscope Calibrator (as new)	£1250
GOULD	Blomatom K100-D Logic Analysers	£300
ADRET	2230A 0-1 MHz Synthesizer	£250
ADVANCE	J2 A/F Sine Generator 15Hz - 50KHz	£100
ADVANCE	SG 68 Low Dist. Osc (0-150 KHz) Sine/Sq Wave	£100
BRADLEY	192 Oscilloscope Calibrator	£550
GALLENKAMP	300 Plus Series Thermostat/Cyclic Timer/Temp Cycling Oven	£900
FISCHER	Beta 2040/2060 Coating Thickness Computer	
	Plus many extras all for	£2.5K
FLUKE	8010 Digital Multimeter	£125
FLUKE	931B RM Differential Voltmeter	£125
FLUKE	8922A True RMS Voltmeter	£250
HATFIELD	1150 Level Measuring Set 30 Hz-120 KHz	£150
HATFIELD	1016 Level Osc. Set 30 Hz-120 KHz	£150
PHILIPS	5167 Function Generator 1-10 MHz	£400
PROJECTINA	CH 9435 Photo Microscope	£800
SIEMENS	W2008 Level Oscillator 200 Hz-18.6 MHz	£500
SIEMENS	D2008 Level Meter 200 Hz-18.6 MHz	£500
LYONS	PG-75a Pulse Generator	£200
LYONS	PG-20 Pulse Generator	£250
MULTICORE	Universal Solderability Tester	£300
MULTICORE	Mk III Solderability Test Machine	£250
PHILIPS	8226 Six Line Pen Recorder	£250
PHILIPS	6671 High Resolution 120 MHz Counter	£150
SYSTRON DONNER	101D Pulse Generator	£125
THANDAR	TP600 Prescaler (Brand New) will increase Freq. Range of Counter by Factor of 10	£20
TREND	1-9-1 Data Transmission Test Set	£200
WATANABE	WTR 211 3 Way Chart Recorder	£200
WAYNE KERR	TE 2090 Transducer Equipment	£100
WAYNE KERR	Autobalance Universal Bridge	£200
KIKUSUI	AVM 23/25 Dual Channel VRMS Sine/DB-CAL O/P	£100
HELPER LTD	Sinadex S101 Automatic	£120
THANDAR	TF 200 + Case + (600 MHz & 1000 MHz) Prescalers	£175
NEW TOWARD LTD	8115 Digital Sweep Function Generator & Freq. Counter (with manuals)	£200
FARNELL	NO55P314 (55 watts) Switch Mode Power Supplies BRAND NEW Cost NEW £55 now Give +5V @ 3.5A +12V @ 3A-12@1A	£20

Many more items such as power supplies, multimeters & AVO's etc available. Please send S.A.E. for details.

**ALL EQUIPMENT IS USED, WITH 30 DAYS GUARANTEE.
PLEASE CHECK AVAILABILITY BEFORE ORDERING.
CARRIAGE CAN BE ARRANGED - VAT TO BE ADDED TO TOTAL PRICE OF ALL GOODS AND CARRIAGE.**

Microprocessor Fundamentals

Microprocessor chips form the central processing heart of every personal computer but what most people are not aware of is that they can now be found in virtually any piece of electronic equipment

What we have witnessed in the last decade has been an inexorable move away from pure hardware systems towards systems largely based upon software. Indeed this transition has probably been one of the most important technological developments of all time.

thus any determinate machine, can be modelled using computer software. This is exactly what happens when we replace a hardware circuit with a microprocessor and software. The software models the circuitry it replaces and the interface circuitry provides the same inputs and outputs. Thus, from the outside the operation of a pure hardware system and an analogous software based system are exactly the same.

This gives the design enormous flexibility and means that it can be easily changed to meet changing demands from customers, and can equally easily be upgraded to create new higher priced versions. Thus a piece of equipment can be produced, with the same electronics circuitry, but different software to tailor it to the needs of different markets in different parts of the world, a factor which increases market competitiveness without increasing production cost.

The movement towards designs with a high software component

also has another bonus. It is invariably simpler, with fewer chips, and can thus be produced more cheaply and more reliably. Again, features which emphasise the competitive edge which a microprocessor based design can give to a product.

Another important factor is reduced development time. With the availability of sophisticated programming languages and software tools, it is possible to create the software element of a design in a very short time frame. This contrasts with the time taken to develop and test a circuit, build prototypes, create the PC board and perhaps even create bespoke integrated circuits. A matter of weeks for the software

and months for the hardware, factors which are reflected in the final cost, and the manufacturers' ability to rapidly identify and exploit a market.

Indeed, much of the drive towards the use of a large software component in the design of electronics systems has been a purely commercial one, but there is also the fact that as systems become increasingly more complex so it becomes much harder to design a pure hardware implementation which will reliably work. Without computers, at all levels, much of what we take for granted today would be impossible.

These are factors which apply as much to the amateur as they do to the manufacturer. Many of us are no longer content with simple projects, we want to do something more ambitious, something with more complex functions, but we do not want it to be much more complex to design, build or test and neither do we want it to be much more expensive. The solution

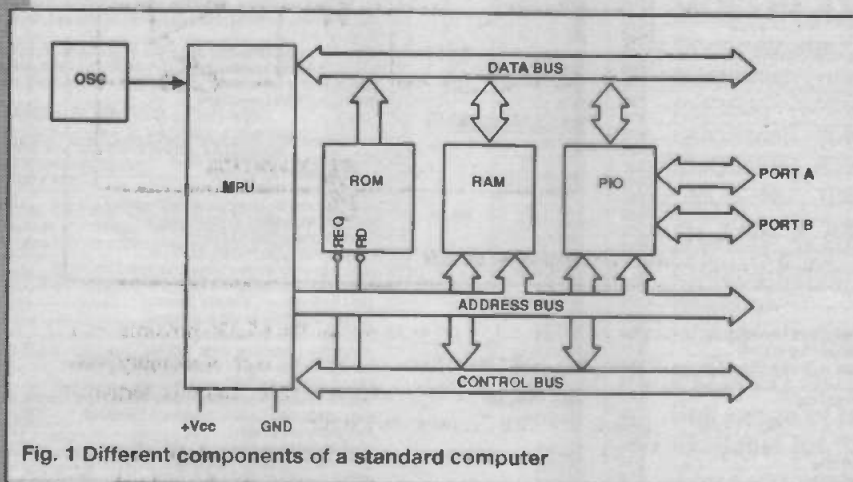


Fig. 1 Different components of a standard computer

Microprocessors in design

So why have designers turned away from designs based purely on electronics hardware to designs based largely upon software? One extremely important reason is flexibility. A design which relies to a large degree upon software can be changed by simply changing the code stored in an EPROM and with little need for extensive rewiring and new circuitry.

This is possible for the simple reason that we can define any electronic circuit as a 'black box' with input and output. Since the electronic circuit embodied in the 'black box' is a determinate machine, in other words one which behaves in a predictable manner, it is possible to create a table of relationships between input and output, a truth table. It does not matter whether a system is analogue or digital, we can still draw up such a table.

Any table of relationships between input and output, and

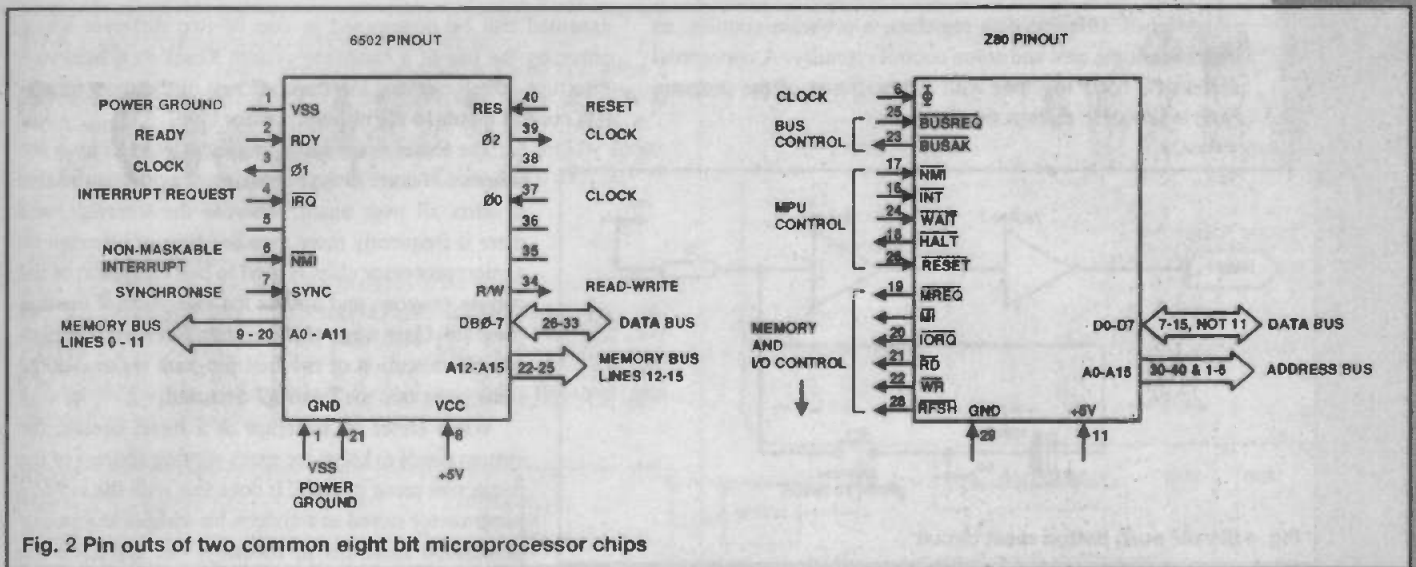


Fig. 2 Pin outs of two common eight bit microprocessor chips

is to follow the manufacturers' lead and incorporate software into the design. In other words, to use a microprocessor as the basis of any reasonably complex electronic system design.

What is a microprocessor?

Before we can actually use microprocessors in building a device, we need to be able to answer the question, what exactly is a microprocessor? The answer is not that simple, for a microprocessor is an extremely complex device, but we can broadly say that it is the component which executes the sequence of instructions which make up a computer program, instructions which are stored in memory and which manipulate data. This data might also be stored in memory, or obtained from, or sent to, special input/output circuits, which might in turn be connected to keyboard switches, lights, relays, displays, etc..

This leads us to the fact that a microprocessor is only one part of a processing system. Besides the microprocessor there is memory circuitry, input/output circuitry and general purpose control circuitry. To work, any system has to have all these different components, as shown in Fig 1.

Of course some microprocessors, the so called microcontrollers, have all these different components integrated onto a single IC, which means that to the casual observer it looks like a self contained system. These single chip systems are popular with consumer goods manufacturers because they are cheap and reliable, but by and large the type of microprocessor system which most amateurs will be using will be based upon a circuit which includes the processor chip, memory chips, and I/O chips.

Inside the microprocessor

If we look at a typical small, low power microprocessor chip, such as the 6502 or Z80 (simple eight bit processors whose pin outs are shown in Fig 2.) we can clearly see that the connections to the chip fall into three distinct categories. There are eight data lines, sixteen address lines and control and power supply lines, forty pins in all.

The data lines are used to carry a parallel byte of data from memory location to processor and back again. The actual

memory location being selected by the sixteen address lines, and since computers all work on the binary system the sixteen address lines mean that for a processor like the 6502 there can be a maximum of 216 or 65,536 possible memory locations.

The simplest operation that a processor is called upon to do is to fetch a byte of data from a specified memory location. To do this the processor needs an internal sixteen bit pointer

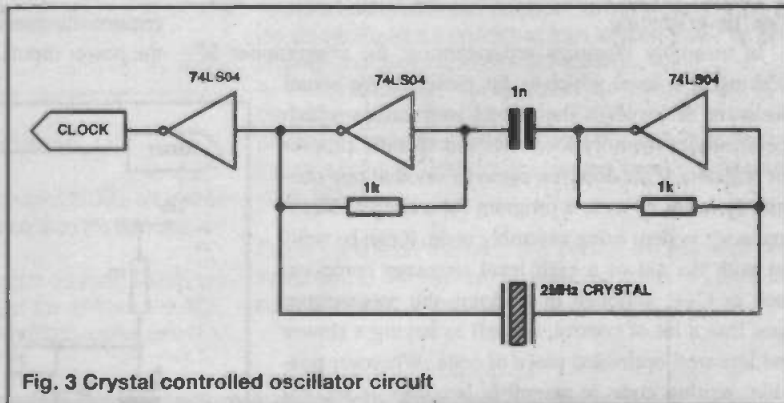


Fig. 3 Crystal controlled oscillator circuit

which can be set to point to one of the 65,536 possible locations. This pointer is stored in a special type of memory location within the processor called a register and this particular register is called the program counter.

The sixteen bit program counter is connected directly to the processor address lines and can be set to any desired value by a range of different program commands. So if the program directs the processor to read the contents of a specified memory location, the address of that location is put into the program counter. At the same time, a command is sent to the memory location to say that its contents are to be read. This results in the data lines being set to the value stored in the specified memory location.

The data on the data lines can be transferred to one of a number of different data registers within the processor, the choice depending upon the program command. The logical and arithmetic operations of the processor are performed between these different data registers by circuitry known as the arithmetic logic unit, again under the direction of the program commands.

So with a simple processor like the 6502, the Z80, or the 6800, we can reduce the conceptual internal contents down to

a handful of different data registers, a program counter, an arithmetic logic unit and some control circuitry. A conceptual model of a 6502 together with a description of the program cycle is shown in the box on this page.

executed can be determined in one of two different ways, either by the use of a hardware system Reset, or a hardware Interrupt. The Reset and Interrupt are two of the most important control inputs to the microprocessor chip.

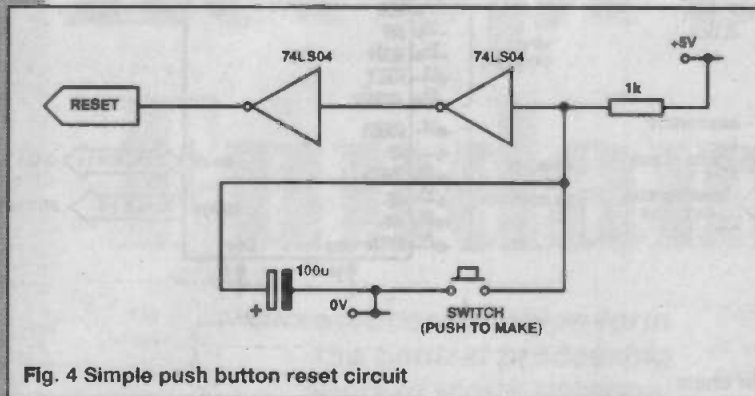


Fig. 4 Simple push button reset circuit

The microprocessor at work.

A microprocessor works by following a sequence of coded instructions, the program. At this stage we will not consider the actual detailed structure of a program, or the techniques of writing a program, this will be looked at in a later article. However, it must be emphasised that the type of program we are talking about in this series is not the familiar Basic, Pascal, or C program used on a PC, but assembly language, or machine code, programming.

In assembly language programming, the programmer is working at a level which is far closer to the actual hardware. It involves the use of instructions which specify exact memory locations and specific processor registers. This does not mean to say that one necessarily needs to write a program for a simple microprocessor system using assembly code, it can be written with the aid of a high level language compiler, such as C++, although in so doing the programmer does lose a lot of control, as well as having a slower and less well optimised piece of code. Wherever possible, writing code in assembly language is recommended for this type of application.

The machine code instructions which make up the program are stored in memory in a specified order and are accessed by the program counter one after the other, under the ordered control of a system clock. A clock, by which we mean a regular sequence of pulses rather than a device which gives us time and date, is of vital importance to the functioning of any type of computer system. Without such a clock it would be impossible for the processor to synchronise the moving and manipulation of data and without such synchronisation, the processor would simply not work. The commonly used 6502 has a 2MHz clock, which means that each clock cycle takes just half a microsecond.

Every clock cycle, the processor performs a function which is determined by the program instruction stored in a memory address pointed to by the program counter. With a simple instruction, it might be completely executed in one clock cycle, but the majority of instructions take two, three or even four cycles to complete their execution. The box on page xx shows the relationship between clock cycles and program instruction execution.

The starting memory location of the program which is to be

The Reset as its name implies is used to reset the program counter to the beginning of a program so that it starts all over again, whereas the Interrupt, and there is frequently more than one type of interrupt on a microprocessor chip, is used to halt execution of the current program and initiate the execution of another program. Only when that program has been completed will execution of the first program resume at the same point that the interrupt occurred.

When either an Interrupt or a Reset occurs, the system needs to know the exact starting address of the respective piece of code. It does this with the aid of a jump vector stored as a sixteen bit address at a pair of predefined locations in memory. On the 6502 the Reset vector is located at the hexadecimal locations

FFFC and FFFD and the IRQ Interrupt at locations FFFE and FFFF. It is these jump vectors which contain the actual starting address of the program code.

The essential control circuits.

There are thus three basic control inputs that are to be found on every microprocessor. They are the clock input, the system Reset and one or more system Interrupts, each of which requires its own small piece of circuitry. In addition, there are the power inputs, which on most modern microprocessor sys-

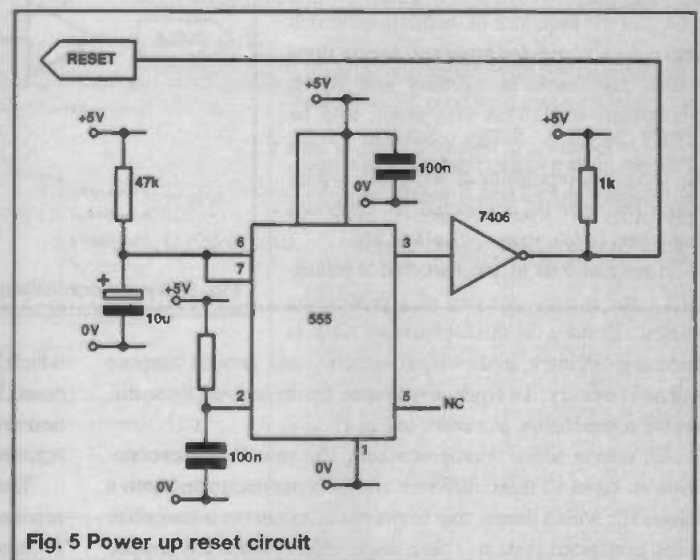


Fig. 5 Power up reset circuit

tems consist of little more than 5V at 1A or less.

Let's first look at the clock circuit, since this is the most complex. This could be any circuit capable of producing a suitable square wave output with a frequency within the range specified by the processor manufacturers. In practice, however, most microprocessor clocks are derived from a crystal controlled oscillator circuit, such as that shown in Fig.3.

The reason for this is that a great many applications require accurate timing functions to be performed by the software. Such time related functions could range from the generation of an analogue waveform of a specific frequency to controlling the speed of an electric motor. With a crystal controlled clock there is a known frequency from which time can be calculated and there is no problem of variation in frequency due to

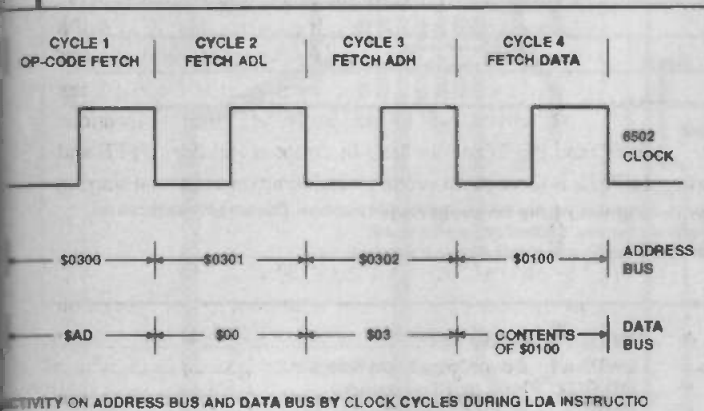
The microprocessor program cycle

The best way to show how a processor executes instructions is to follow a short sequence of instructions using the conceptual model of the 6502 shown above.

The following is a typical piece of code stored at starting address \$0300, which involves fetching a byte of data stored in location \$0100 and placing it in the processor's accumulator:

Location	Contents	Action
0300	AD	fetch the contents of the location
0301	00	whose address is \$0100, and place
0302	01	it in the accumulator

If we look at the clock cycle sequence involved in executing this small piece of code then we will find that it looks like this:



We can break this down into a number of steps, as follows:

- 1 - First clock cycle, the contents of the program counter, \$0300, are placed on the address bus and the processor reads the op code on the data bus, the program counter is then incremented to \$0301.
- 2 - Second clock cycle, the contents of the program counter, \$0301, are placed on the address bus and the lower portion of the address, the ADL, where the data is stored is then fetched from location \$0301 via the data bus. The program counter is incremented to \$0302.

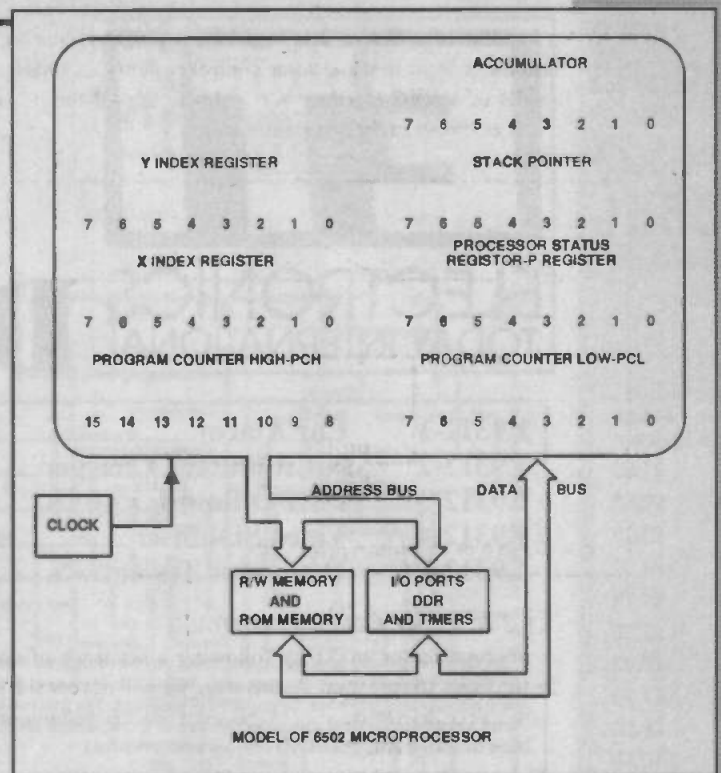
changes in temperature.

The Reset on most systems will be connected to a switch, usually a simple push button type, although it might also be derived from a circuit which automatically creates a Reset condition on system power up. The choice depends upon the application. The Reset line is normally held at a logic high, in other words tied to the +5V rail via a 1K resistor. When it is pulled low for a minimum of two clock cycles, then processor operation is halted. The actual Reset occurs on the transition back from low to high.

The Reset circuit shown in Fig.4 is a very simple push button version. The switch used is a normally open non-latching type, and the two 7404 buffer inverter gates are there simply to ensure that the correct logic levels are available, as well as removing switch bounce and squaring up the pulse edge.

The Reset circuit in Fig.5 is a more complex circuit which generates a power up reset. It is based around the 555 timer chip and simply relies on the power coming on to act as the trigger. A suitable delay is then generated by the 555 before it sends the Reset line high, to ensure that the system has settled down after being switched on.

As far as the interrupt lines are concerned they need no spe-



3 - Third clock cycle, the contents of the program counter, \$0302, are placed upon the address bus and the upper portion of the address, the ADH, where the data is stored is then fetched from location \$0302 via the data bus. The program counter is incremented to \$0303.

4 - Fourth clock cycle, the values fetched from ADH and ADL are placed in the program counter, thus the value \$0100 appears on the address bus. The processor then fetches the contents of that byte via the data bus and stores the value in the accumulator, the program counter is restored to its previous value, \$0303.

This is just a short fragment, that involves the execution of just one single instruction. In an actual program the instruction sequence may well involve many thousands of such operations.

cial circuitry since the inputs on these lines are, by and large, generated by the system I/O circuitry. However, for proper operation these lines should always be tied to the appropriate logic level voltage rail via a 3.3Kohm resistor. On both the Z80 and 6502 they would be tied to the +5V supply. They are then pulled low by the I/O circuit.

Next month.

In the next part in this series we shall be looking at the organisation of a microprocessor's memory address space and techniques for address decoding.

Alex Stewart

Further reading.

There are a great many books on programming and using microprocessors and a look in your local library and book shops is well worth while. The following are a couple of titles worth examining: **Microcomputer Interfacing**, by Mike Cavenor and John Arnold. Published by Prentice Hall, price £18.95. **Programming the Z-80**, by Rodney Zaks. Published by Sybex Books, price £23.95

**TELEPHONE
ORDERS**
may be made on
**(0442)
66551**
ACCESS or VISA



PCB SERVICE DECEMBER

Price code	Price (inc. VAT)
C	£1.80
D	£2.50
E	£3.25
F	£4.00
G	£4.75
H	£5.50
J	£6.62
K	£7.20
L	£8.80
M	£10.60
N	£13.10
O	£15.80
P	£17.90
Q	£21.80
R	£23.90
S	£25.90
T	£29.00
U	£32.20
V	£35.80
W	£37.90
X	£40.70

E9312-1	Car Alarm	D
E9312-2	NiCd Battery Charger	F
E9312-3	PC I/O Board	N
E9312-4	Video Stabiliser	G
E9312-FC	Transistor Tester	F

PCBs for the remaining projects are available from the companies listed in Buylines. Use the form or a photocopy for your order. Please fill out all parts of the form. Make sure you use the board reference numbers. This not only identifies the board but also tells you when the project was published. The first two numbers are the year, the next two are the month. Terms are strictly payment with order. We cannot accept official orders but we can supply a proforma invoice if required. Such orders will not be processed until payment is received.

E9207-FC	Surround Sound Decoder	F
E9208-1	Dynamic Noise Limiter	F
E9208-2	Touch Controlled Intercom (2 boards)	H
E9208-3	MIDI Keyboard	K
E9208-FC	Battery charger	F
E9209-1	Intercom for light aircraft	H
E9209-2	Alarm protector	C
E9209-3	Temperature controller	M
E9209-FC	45W Hybrid power amp	F
E9210-1	Universal I/O Interface for PC (2 Sided)	N
E2910-2	Rapid Fuse Checker	E
E9210-3	Heartbeat/Audio Listener	E
E9210-FC	Wizards Hat	E
E9211-1	Electronic Die	E
E9211-FC	Car Alarm	F
E9212-1	Digital Circuit Tester	F
E9212-2	Communications Link by RS232	L
E9212-FC	Mains Inverter	E
E9301-2	Fading Festoonery	G
E9301-FC	Infra Red Receiver	F
E9302-1	EPROM Programmer (2 Sided)	N
E9302-2	Sound to MIDI Board	L
E9302-3	Puddle Tec	E
E9302-4	DiscoAmiga Light Selector	H
E9302-FC	Infra Red Transmitter	E
E9303-1	Ni-Cd Battery Charger	E
E9303-2	IC Tester	E
E9303-3	Disco Amiga (motor driver board)	H
E9303-4	Direct Conversion Receiver (2 Sided)	N
E9303-FC	LED Stoboscope	F
E9304-1	Solo Mic Pre-Amplifier	F
E9304-2	Multimate Tester	C
E9304-3	The Keepsafe Alarm	F
E9304-4	Proving Unit	E
E9304-5	Infra Guide Receiver Module	C
E9304-6	Infra Guide Transmitter	F
E9304-FC	(AutoMate) Peak Program Meter	F
E9305-1	Pentacode Main Board	F
E9305-2	Pentacode Relay Board	F
E9305-4	Vibration Detector	D
E9305-FC	The Fuzztone	E
E9306-1	Graphic Equaliser	F
E9306-2	Super Spooker	H
E9306-3	Middle & Side Stereo Coding	D
E9306-FC	The Chaperon	F
E9307-1	Car Battery Tester (Double Sided - Surface Mount)	E
E9307-2	Mind Trainer	F
E9307-FC	Microwave Monitor	F
E9308-1	Window Monitor (4 Boards)	K
E9308-2	Alternative 12V Supply	M
E9308-3	Single Channel Lumitec	E
E9308-4	Four Channel Lumitec	H
E9308-FC	Two-light Zone	F
E9309-1	RF Signal Generator	F
E9309-2	MIDI Analyser CPU Board	K
E9309-3	MIDI Analyser Display Board	J
E9309-4	Metronome	G
E9310-1	Hot Wire Cutter	F
E9310-2	Electronic Picture	H
E9310-3	Sega Box	J
E9310-4	Transistor Amp (2 Boards)	N
E9310-5	Home Minder (2 Boards)	N
E9310-FC	Continuity Tester	D
E9311-1	Car Alarm	G
E9311-2	MIDI Change Pedal (double sided)	H
E9311-3	RC Engine sound	J
E9311-4	PSU Monitor	N
E9311-FC	RF Hound	D

**ETI PCB Service, Reader Services, Argus House
Boundary Way, Hemel Hempstead, Herts HP2 7ST**

Please Supply:

Quantity	Ref No.	Price Code	Price	Total Price
	E		£	£
	E		£	£
	E		£	£
			Post & Packing	£ 0.75
			Total Enclosed	£

Please send my PCBs to:

Name _____


Address _____

Postcode _____

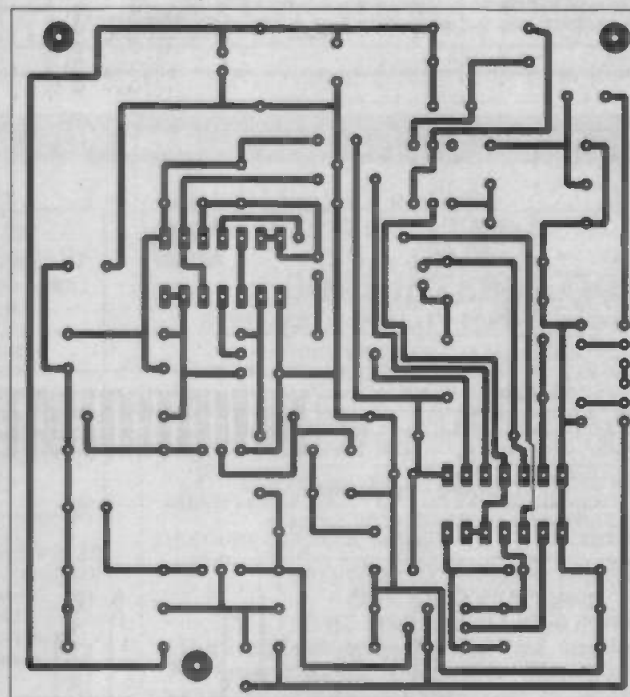
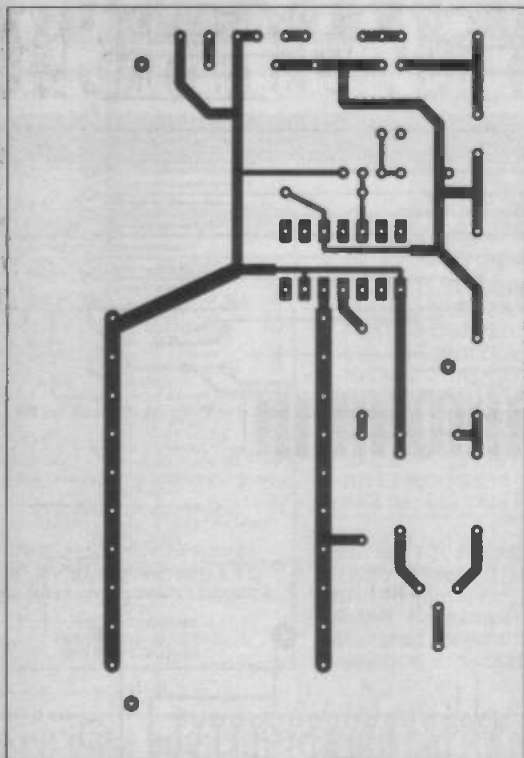
CHEQUES SHOULD BE MADE PAYABLE TO ASP

PCB Foils

The PCB foil patterns presented here are intended as a guide only. They can be used as a template when using tape and transfer for the creation of a foil



Car Alarm

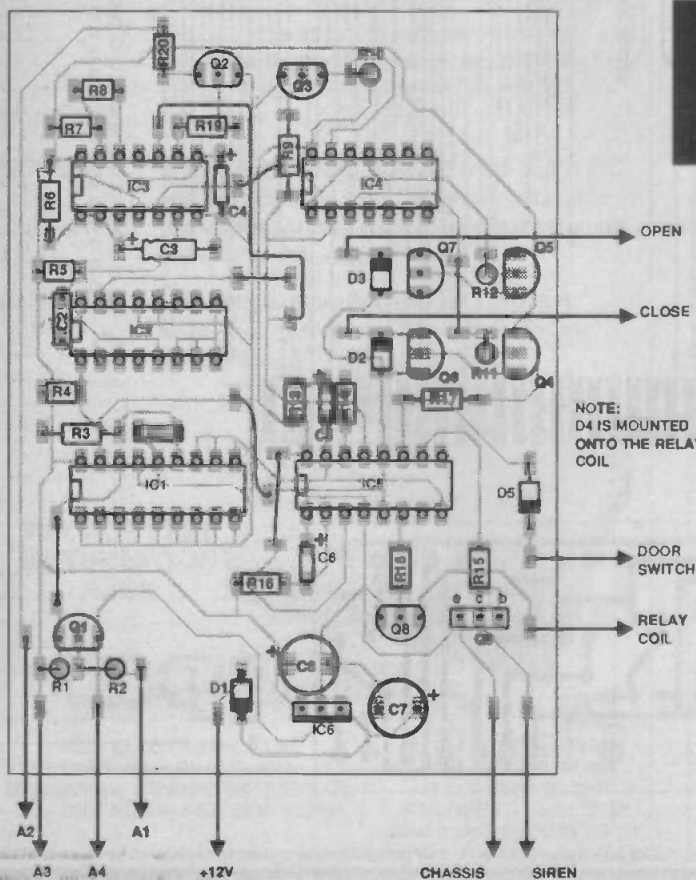


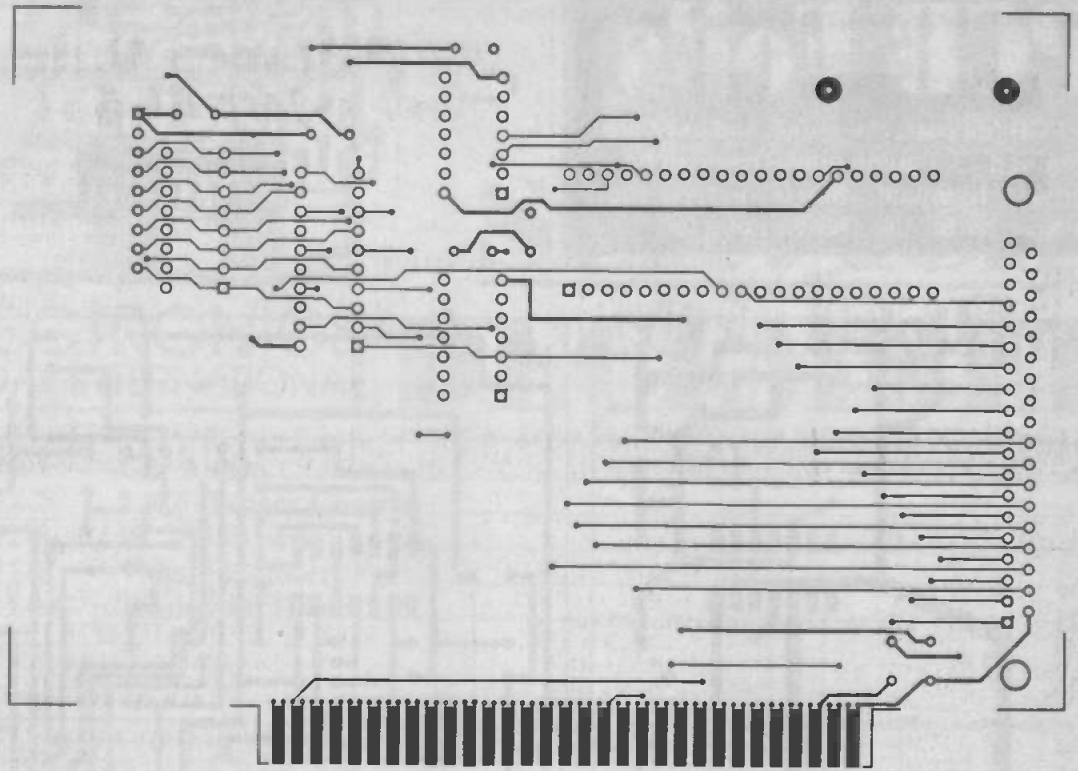
Video Stabiliser

NiCd Battery Charger

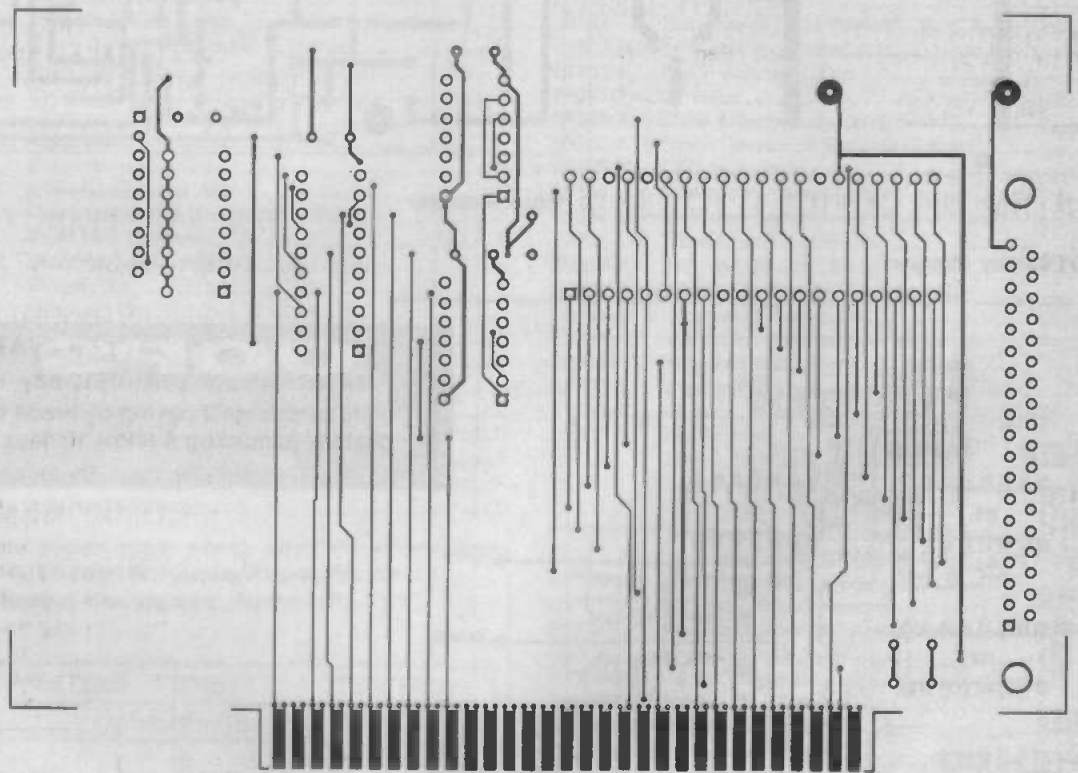
OOPS

Last month we neglected to print the component overlay for the car alarm. We reproduce it here

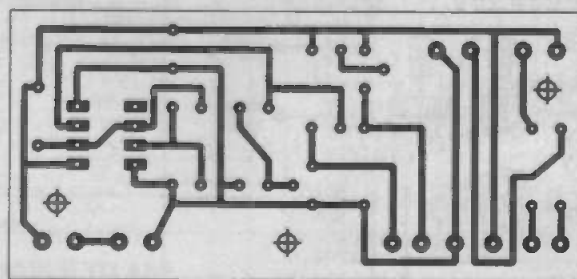




PC I/O Board - Solder side



PC I/O Board - Component side



Transistor Tester

ETI Classified



James Gale
0442 66551

Send your requirements to:
ETI Classified Department, ASP, Argus House,
Boundary Way, Hemel Hempstead, HP2 7ST
Lineage: 65p per word (+ VAT) (minimum 15 words)
Semi display: (minimum 2.5cms)
£8.70 + VAT per single column centimetre } Per
Electromart £24.00 (+ VAT) } Insertion



Ring for information on series bookings/discounts.
All advertisements in this section must be prepaid.
Advertisements are accepted subject to the terms and conditions
printed on the advertisement rate card (available on request).

FOR SALE

!!! ON OFFER THIS MONTH !!!

Red Super Led 5mm	15p	Crystal	65p
IR Receiver	20p	Earphone	65p
0.1uF X rated	65p	Neon Bulb	15p
0.1 Poly	5p	250AC	40p
33uF 16v RAD	10p	BD332 PNP Darl	40p
47uF 35v RAD	10p	BC639 100V 1A	30p
4.7uF 16v RAD	10p	LM337 VREG	45p
2.2uF Non Pol	30p	LM7924 VREG	45p
250uF 16v RAD	10p	2718 Eprom	£1.00
2700pF 1% Tol	10p	2732 Eprom	£1.65
Contact Cleaner	£1.25	Contact	£1.25
Flux-Off	£1.25	Restorer	£1.25
2pF-26pF	65p	2pF-10pF Trim	40p
IN4001	5p	Tilt Switch	£1.00
47uF 350v DC	45p	4Way TH SW	£2.95
74HC75	30p	5 Watt 300 OHM	10p
Crystal 45kHz	60p	200uF 300V DC	85p

STRIP OF ASSORTED COMPONENTS 1M LENGTH £1.

WIDE RANGE OF ELECTRONIC COMPONENTS ALWAYS IN STOCK RING FOR DETAILS

- FM TRANSMITTERS ALSO IN STOCK -

ELEY ELECTRONIC LTD

100-104 BEATRICE ROAD, LEICESTER, LE3 9FF

TEL: 0533 815944

PAY BY: VISA/ACCESS

OPEN 10-6 MON-SAT

SWC SCIENTIFIC WIRE COMPANY

ENAMELLED COPPER WIRE
TINNED WIRE SILVER
PLATED COPPER WIRE
SOLDER EUREKA WIRE
NICKEL CHROME WIRE.
BRASS WIRE LI TZ WIRE
BIFILAR WIRE MANGANIN
WIRE TEFZEL WIRE NICKEL
SAE BRINGS LIST 18 RAVEN
RD LONDON E18 1HW
FAX 081 559 1114

100 WATT POWERAMPS £9
TO220 Drivers TO3 Heatsink!!
KIA 1 Regent Road, Ilkley.... 60w
Mosfet Rackamps 240V/£15 -
10w amp panels 12-16v/£1 -
catalogue + 20 capacitors SAE.



COOKE INTERNATIONAL SUPPLIER OF QUALITY USED TEST INSTRUMENTS

ANALYSERS, BRIDGES, CALIBRATORS, VOLTMETERS,
GENERATORS, OSCILLOSCOPES, POWER METERS. ETC
ALWAYS AVAILABLE

ORIGINAL SERVICE MANUALS FOR SALE
COPY SERVICE ALSO AVAILABLE

EXPORT, TRADE AND U.K. ENQUIRIES WELCOME
SEND LARGE S.A.E. FOR LISTS OF EQUIPMENT AND MANUALS
ALL PRICES EXCLUDE VAT AND CARRIAGE
DISCOUNT FOR BULK ORDERS SHIPPING ARRANGED

OPEN MONDAY TO FRIDAY 9AM - 5PM

COOKE INTERNATIONAL

ELECTRONIC TEST & MEASURING INSTRUMENTS

Unit Four, Fordingbridge Site, Main Road, Barnham, Bognor Regis,
West Sussex, PO22 0EB Tel (+ 44) 0243 545111/2 Fax (+ 44) 0243 542457

SYSTEM 200 DEVICE PROGRAMMER

SYSTEM: Programs 24, 26, 32 pin EPROMS, EE-PROMS, FLASH and Emulators as standard, quickly, reliably and at low cost.

Expandable to cover virtually any programmable part including serial E², PALS, GALS, EPLD's and microcontrollers from all manufacturers.

DESIGN: Not a plug in card but connects to the PC serial or parallel port; it comes complete with powerful yet easy to control software, cable and manual.

SUPPORT: UK design, manufacture and support. Same day dispatch, 12 month warranty. 10 day money back guarantee.

ASK FOR FREE
INFORMATION
PACK



MQP ELECTRONICS Ltd.
Unit 2, Park Road Centre,
Malmesbury, Wiltshire, SN16 0BX UK
TEL. 0666 825146 FAX. 0666 825141



GERMANY 089/4602071
NORWAY 071-17890
ITALY 02 92 10 3554
FRANCE (1) 89.41.28.01
Also from VEROSPEED UK

SOLE DISTRIBUTORS

RA 100 - DESOLDERING STATION - R100

U.K.'s MOST POPULAR DESOLDERING STATION

RA100 £225 + £12 p&p + VAT = £278.49

RA100 with iron £290 + £12 p&p + VAT = £354.85

5% surcharge if paying by credit cards. Overseas postage according & allow 10 days for delivery time.

T.V. - Video - Spares - Semiconductors - etc.

J.J. COMPONENTS,

63 The Chase, Edgeware, Middx. HA8 5DN

Spares Hotlines: 081 381 1700/081 952 4641

FREE Fax orderline: 0800 318498

Fax/Tel: 081 952 4641

(Send £2.50 for our latest 1994 catalogue 136 pages available Nov '93)

Falcon DIY SPEAKERS

Send for our FREE price list PL21:
All we ask for is a large S.A.E.
(34p stamp) or \$2 bill (Air) overseas.
(Europe - 3 International reply coupons)

SYSTEM DESIGNS (Total Kits)

Focal, KEF Constructor, Seas, etc.
DRIVE UNITS FOCAL, KEF, Audax Coles.
Peerless, Seas, Siare, Elac Metal Dome.
Scanpeak, etc.

Also Group/Disco Units

CROSSOVER NETWORKS -

Active & Passive Components.

Accessories, Polypropylene Caps.

AUDIO AMATEUR PUBLICATIONS

BACK ISSUES:

Speaker Builder, Audio Amateur & Glass

Audio, L/S Cookbook + books

Full details from

FALCON ELECTRONICS

(Dept E.T.I.) Tabor House, Mulbarton,

Norfolk NR14 6JT (0508) 78272

(Proprietors: Falcon Acoustics Ltd.)

TO
ADVERTISE
IN ETI
TELEPHONE
JAMES
GALE ON
0442-66551

COURSES

Start training now for the following courses. Send for our brochure — without obligation or Telephone us on **0626 779398** ETI 12/93

- Name _____
- Telecomms Tech C&G 271
 - Radio Amateur Licence C&G
 - Micro-processor
 - Introduction to Television

Radlo & Telecommunications Correspondence School
12 Moor View Drive, Teignmouth, Devon TQ14 9UN


PLANS

WIND POWER detailed guide including list of manufacturers and equipment plus catalogue of over 40 plans, books and manuals solar, water and petrol generators inverters and much more. £2.50 Jemmett Engineering, 8 Hallam Gardens, Pinner, Middlesex HA5 4PR.

PC TECHNICAL SHAREWARE

Would you like to see the best range of low cost (technical and scientific public domain & shareware for IBM PC in the UK? HUGE RANGE includes: PACKET, FAX, RX/TX control, PCB design, Circuit and ANTENNA analysis, GSO logging, CAD ELECTRONIC & MECH engineering, SCIENTIFIC, MATHS & STATS, MEDICAL, PROGRAMMING, SOURCE CODE, DATA, EDUCATIONAL, WINDOWS, BUSINESS and lots more.

Write, phone or fax today for your free 134 page printed catalogue.



KITS

NEW VHF MICROTRANSMITTER KIT tuneable 70-115MHz, 500 metre range, sensitive electret microphone, high quality PCB, SPECIAL OFFER complete kit ONLY £5.95 assembled and ready to use £9.95 inclusive P&P. 3 Watt FM transmitter kit £15.95. Credit card orders Telephone: 021 486 3092, Fax: 021 411 2355. Cheques/PO's to: C.E.C.(Dept ETI), 515a Bristol Road, Birmingham, B29 6AU. Send 2 x 1st Class stamps for details of these and other kits.

WANTED

SURPLUS COMPONENTS WANTED

- ★ COMPLETE CLEARANCE
- ★ BEST PRICES PAID
- ★ PCB BOARDS POPULATED

CONTACT
D.T.S. SERVICES
Tel: (0602) 208955
or Fax: (0602) 484530

TURN YOUR SURPLUS TRANSISTORS, ICS ETC INTO CASH Immediate settlement. We also welcome the opportunity to quote for complete factory clearance.

Contact:
COLES-HARDING & CO.
Sandall Road, Wisbech,
Cambs PE13 2PS
BUYERS OF SURPLUS INVENTORY
ESTABLISHED OVER 15 YEARS
Tel: 0945 584188
Fax: 0945 475216

ELECTROMART

LIVERPOOL

PROGRESSIVE RADIO

87/93 Dale Street
Tel: 051 236 0982 051 236 0154

47 Whitechapel
Tel: 051 236 5489
Liverpool 2

THE ELECTRONICS SPECIALISTS'
Open: Tues-Sat 9.30-5.30

"BUGS...Do you need a circuit for a bug? Dozens of circuits available, from very basic to crystal control. We also specialise in unusual & interesting circuits. Ready Built Bugs available ex-stock. We are cheaper than ANY other company for ready made Bugs. In fact we sell ready made bugs cheaper than our rivals are able to sell identically in kit form. Miniaturisation is our speciality. Free lists available. Send S.A.E. to: Gainsford Electronics, 71 Gainsford Road, Bitterne, Southampton. SO2 7AW.

PLANS

ELECTRONIC PLANS, laser designs, solar and wind generators, high voltage teslas, surveillance devices, pyrotechnics and computer graphics tablet. 150 projects. For catalogue. SAE to Placentre Publications, Unit 7, Old Wharf Industrial Estate, Dymock Road, Ledbury, Herefordshire, HR8 2HS.

L.F. HANNEY

Your Electric Component Specialist for Avon, Wilts & Somerset.

77 Lower Bristol Road, Bath, Avon.
Tel: 0225 424811

TRANSMITTER KITS

FINEST AVAILABLE. We've sold thousands to the trade. Why pay more?

9V mini transmitter 1 mile possible range F/
glass roller tinned pcb. Kit only £4.95
1 1/2 as above £4.95

OUR CRAZY OFFER for those cold winter evenings. Six top quality kits. Sound switch burglar alarm light activated SW siren etc.

ALL R/TINNED PCB,S. ALL SIX FOR JUST £19.50

OFFER ENDS January 1994

ALL PRICES FULLY INCLUSIVE

C&G TRADING
65 ROSELAND ROAD
WAUNARLWYDD
SWANSEA
SA5 4ST
Tel: 0792 874246

JOBSEARCH UK the nation's No. 1 job guide

- ★ Over 2,000 current UK and Overseas vacancies in each fortnightly issue
- ★ Since its launch in May 1991 – over 100,000 vacancies advertised – many readers gained full-time employment.
- ★ Easy to use – each vacancy classified by UK region and job type
- ★ All vacancies fully authorised

THE LARGEST SOURCE OF VACANCIES PUBLISHED IN THE UK!

To receive a regular copy, simply return this coupon with the correct remittance today to:
JOBSEARCH UK, 256 Ipswich Road, Slough, Berks SL1 4EP

NAME
ADDRESS
..... POSTCODE

3 months **£9.50** 6 months **£15.00** 12 months **£22.00**
6 issues 12 issues 24 issues

Access/Barclaycard No.
Please make cheques or postal orders payable to Jobsearch UK

GET THAT JOB – GET JOBSEARCH UK

OPEN FORUM

Technology and society

We live in a society which relies exclusively upon science and technology for its existence, indeed for its very survival. Without technology, and the scientific research from which it springs, we in the developed nations of the world would be plunged into a standard of living which would, in most cases, be worse than that of third world countries.

It is technology which has allowed us to have dense urban populations. Populations which are fed, clothed, educated, amused and kept warm by high technology manufacturing, power generation, communications, agriculture, transport, and mining. Conversely, it is dense urban populations which have given society the pool of skilled intellect which has created this capability and which can further develop the technology on which our society is built. Unless we are to have a society plagued by disease, starvation, and poverty, we must continue to use our intellect to make our lives better. That means using everything that science and technology can offer us.

As a society we should not be deriding and criticising scientists and technologists, with the man in the street all too frequently regarding them collectively as either mad or irresponsible. Instead, society as a whole should be supporting them to the full. We should be regarding our scientists, our technologists, and our engineers as examples of the modern Columbus, explorers of uncharted realms of knowledge where all manner of riches may be found that will benefit all of us.

So why is it that scientists, technologists, and engineers have such a lowly position in society today, despite the fact that that same society relies upon them for its very existence? A large part of the reason, I suspect, is simply that people in the past have expected too much from them.

To err is human

Unfortunately scientists, technologists, and engineers are not infallible and all knowing, they make mistakes like anyone else, they are human and can be used by the greedy, the power hungry and the unscrupulous. But perhaps their worst failing is their isolation from the mass of the population, their all too common inability to communicate with the man in the street. In the absence of such a dialogue, the common man, in his ignorance, becomes prey to fears and phobias about science and technology.

This is where those of us who understand something about science and technol-

ogy can do something to help bridge this gap in communications and confidence. We can do this by showing those around us that science and technology is not the exclusive realm of that media image of strange, absent minded and slightly crazy people in white coats. People who create lethal anti-social devices in expensive laboratories.

We must show that science, engineering and technology can also be about ordinary people using the knowledge that mankind has acquired to create things which can give them, and others in society, a better quality of life. Enthusiasts, hobbyists, the readers of magazines like ETI, embody a huge creative potential which can not only help society in general but also restore the reputation of engineers, scientists, and technologists as competent, thoughtful, caring individuals.

In this issue of ETI we look at one simple way in which readers can use their expertise to help less fortunate members of society. In this case, a computer keyboard system for people suffering from severe motor disability. With this simple little project which, including the PC, would cost no more than a couple of hundred pounds, it is possible to give such people a lot more freedom than they would otherwise have.

This is just one example of how readers of ETI can use their expertise in electronics and technology to give others a better quality of life. There are a host of other examples. We could create a simple speech synthesis system to help those with speech disabilities to talk. We could help build and install intercom/alarm systems in the homes of old people. We could devise alternative energy power systems for use in third world countries. The list is endless.

All that is needed is for those of us with the expertise to get together with the charities and the carers. Together, it is possible to achieve far more, for far less, than can be done using commercial equipment and commercial expertise. At ETI we will be supporting these kinds of ideas, we will be publishing projects which can be used by individuals, by organisations and by schools to help others within their community to lead fuller lives. Through CIX we will also be providing readers with the means to communicate ideas with each other.

Let's show the world that as scientists, technologists and engineers, we are not a bunch of anti-social nerds, but caring and responsible people who want to use their skills and knowledge to make the quality of life better for everyone.

ETI

ELECTRONICS TODAY INTERNATIONAL

EDITORIAL

Editor *Nick Hampshire*

Sub Editor *Jim Bluck*

CREATIVE

Art Editor *Peter Kirby*

Technical Illustration *John Puczynski*

Photography *Manny Cefai*

ADVERTISEMENT SALES

Display Sales

Tony Hill

Advertisement Copy Control

Marie Quilter

Classified Sales

James Gale

MANAGEMENT

Managing Director

Terry Pattison

Circulation & Promotions Manager

Debra Stuppel

Production Manager

Tony Dowdeswell

Group Editor

Stuart Cooke

Group Advertisement Manager

Claire Jenkinson

ABC ISSN
CONSUMER PRESS 0142-7229

ETI is normally published on the first Friday in the month preceding the cover date. The contents of this publication including all articles, plans, drawings and programs and all copyright and all other intellectual property rights therein belong to Argus Specialist Publications. All rights conferred by the Law of Copyright and other intellectual property rights and by virtue of international copyright conventions are specifically reserved to Argus Specialist Publications and reproduction requires the prior written consent of the company ©1990 Argus Specialist Publications. All reasonable care is taken in the preparation of the magazine contents, but the publishers cannot be held legally responsible for errors. Where mistakes do occur, a correction will normally be published as soon as possible afterwards. All prices and data contained in advertisements are accepted by us in good faith as correct at the time of going to press. Neither the advertisers nor the publishers can be held responsible, however, for any variations affecting price or availability which may occur after the publication has closed for press.

Subscription rates: UK £23.40 Europe £29.50 Sterling Overseas £91.00 US Dollars Overseas \$56.00

Published by Argus Specialist Publications, Argus House, Boundary Way, Hemel Hempstead HP2 7ST, Telephone (0442) 66551. UK newstrade distribution by E Distribution Ltd, 6 Leigham Court Road, London SW16 2PQ, Telephone 061-46 8111. Overseas and non-newstrade sales by Magazine Sales Department, Argus House, Boundary Way, Hemel Hempstead, HP2 7ST, Telephone (0442) 66888. Subscriptions by Argus Subscription Services, ETI, Queensway House, Queensway, Redhill, Surrey RH1 1QS, Telephone (0737) 768611. US subscriptions by Wise Owl Worldwide Publications, 4314 West 236th Street, Torrance, CA90505 USA. For Visa/Mastercard orders in USA - Telephone (310) 605-8 Fax (310) 375 0548. Pacific Time: 9am-5pm Weekdays, 10am-5pm Weekends. Typesetting and origination by Ebony, Liskeard, Cornwall. Printed by Whitshire Ltd, Bristol.

ALL
ARGUS
SPECIALIST PUBLICATION


Argus House, Boundary Way,
Hemel Hempstead HP2 7ST
Telephone (0442) 66551
Fax (0442) 66998

Low cost data acquisition for IBM PCs & compatibles...

A unique range of low cost data acquisition products for IBM PCs and compatibles. Installed in seconds they simply plug directly into either the serial or parallel port. They are completely self contained, require no external power supply and take up no expansion slots.


Each device comes with an easy to use software package (PicoScope, PicoLog or both). C, Pascal, and Basic drivers are supplied for those who want to develop their own software, as is a manual giving full details of the hardware and software. All software supplied on 3.5" disk.

ADC-10 Up to 24kHz sampling rate from a 386/33MHz machine
0-5V Input range
BNC input connector allows use of standard scope probes
30V overload protection
Parallel port connection
Includes PicoScope software



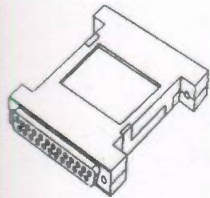
Single Channel 8 bit ADC **£49**

ADC-16 Software selectable single ended or differential inputs
Resolution programmable between 8 and 16 bits + sign
 $\pm 2.5V$ input range
5V reference output
Connects to serial port
Includes PicoLog software



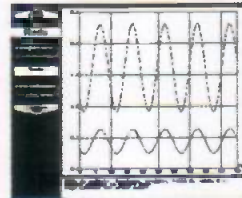
8 Channel 16 bit + sign ADC **£99**

ADC-11 15K samples per second
0-2.5V Input range
Digital output
D25 input connector
30V overload protection
Parallel port connection
Includes both PicoScope and PicoLog software



11 Channel 10 bit ADC **£75**


PicoScope 'Virtual instrument' software package for the ADC-10, ADC-11 and ADC-12.



Scope, voltmeter, spectrum analyser

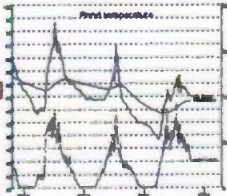
Storage oscilloscope with trigger and timebase. Traces can be printed and saved. Multiplexers on screen. Real time spectrum analysis.

ADC-12 Up to 18kHz sampling rate
0-5V Input range
BNC input connector allows use of standard scope probes
30V overload protection
Parallel port connection
Includes both PicoScope and PicoLog software



Single Channel 12 bit ADC **£85**

PicoLog



Advanced data logging software

Collect samples from 1 permsto one per day. Scale samples linearly, by equation or by table look-up. Graphical (against time or XY) and text reports can be displayed, printed or exported.

Picolog is also available for the ADC-10: call for details.

Typical application	ADC-10	ADC-11	ADC-12	ADC-16
Oscilloscope	●	●	●	
Voltmeter	●	●	●	●
Spectrum analyser	●	●	●	
Audio sampling	●		●	
Chart recorder emulation		●		●
Temperature measurement	●	●	●	●
Pressure measurement	●	●	●	●
Chromatography				●
Automotive monitoring		●		●
Medical research		●	●	●
Education	●	●	●	●

PICO BENEFITS

- 30 day no quibble money back policy
- Full 1 year guarantee
- 1 year's free software upgrades
- Free technical support
- Free user newsletter
- Same day dispatch



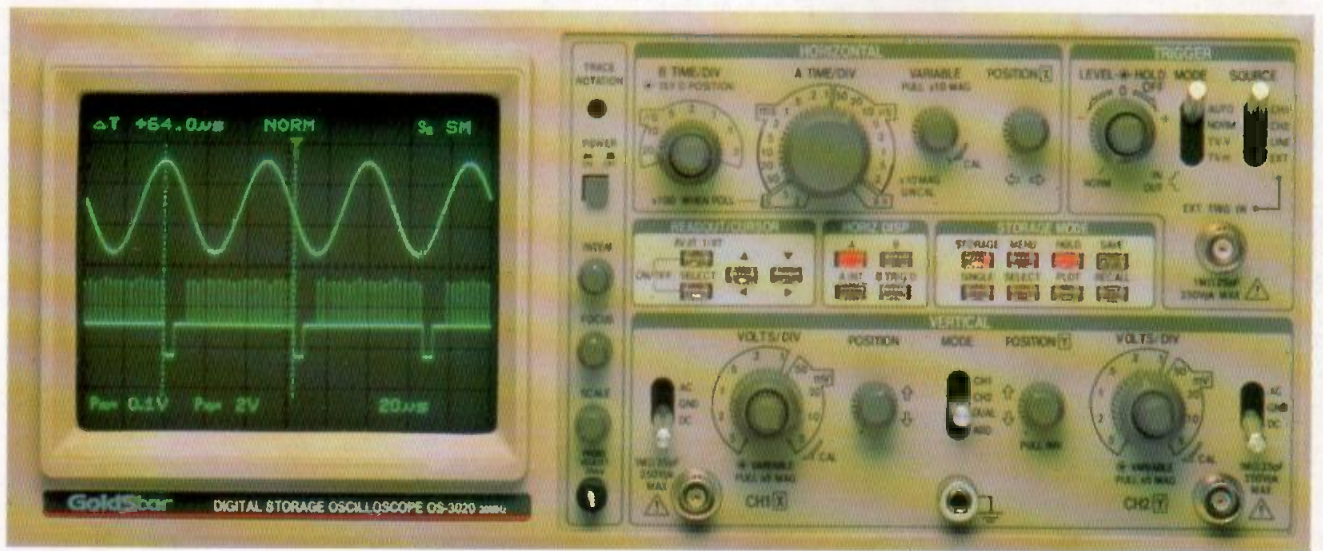
Pico Technology Ltd. Broadway House, 149-151 St Neots Road, Hardwick, Cambridge. CB3 7QJ.

TEL: 0954-211716 FAX: 0954-211880



Phone or FAX for sales, ordering information, data sheets, technical support. All prices exclusive of VAT.

PICO TECHNOLOGY



Model OS-3020 illustrated above

Star Quality, Reliability, and World Class Performance

from only **£269.95**

NEW Maplin Electronics are pleased to announce their superb new range of precision, laboratory grade Oscilloscopes from Goldstar.

NEW The range starts with the super value-for-money, 20MHz Dual-trace Oscilloscope, OS-9020A. Features include a large 6in., high luminance CRT with internal 8 x 10cm graticule, TV field or line triggering and X-Y mode producing Lissajous patterns for phase shift measurements.

NEW For higher frequency applications, the 40MHz Dual-trace Oscilloscope, OS-9040D, is ideal for TV and video signals and a trigger delay facility allows observation of fast leading edges.

NEW For RF signals and high-speed logic applications, the highly specified 100MHz triple-trace Oscilloscope, OS-9100D, has 3 independent input channels and is ideal for simultaneous display of 3 logic pulse trains for timing comparison.

NEW The dual-trace, 40MHz Oscilloscope, OS-904RD, is similar in specification to OS-9040D, but with the additional facility of a digital readout on the CRT. The readout displays information such as timebase and attenuator settings, and on-screen measurements can be performed using movable cursors, the value appearing on the CRT screen.

NEW Top-of-the-range is the excellent 20MHz Digital Storage Oscilloscope, OS-3020, with on-screen digital read-out and measurement facilities. The digital storage function enables one-off events to be captured and stored for detailed analysis. Stored waveforms can be printed out on a suitable X-Y plotter via the built-in RS232 interface. Repetitive high-speed waveforms up to 20MHz can be digitised using equivalent sampling techniques and pre-trigger mode allows events occurring before the triggering point to be captured.

All models are supplied complete with probes, mains lead, spare fuses and detailed operating manual. Full details and specifications can be found in the 1994 Maplin Full Colour Catalogue, available from WHSMITH and selected branches of RSMcColl in Scotland for £2.95 (£3.45 by post direct from Maplin). To order, phone the Credit Card Hotline, 0702 554161, or send your Mail Order to P.O. Box 3, Rayleigh, S86 2BR, or visit your local Maplin store. Please note latest models all now cream in colour as Model OS-3020.

Maplin ELECTRONICS. UK AGENTS FOR **GoldStar**

Visit our stores in: Birmingham, Brighton, Bristol, Cardiff, Chatham, Coventry, Edinburgh, Glasgow, Ilford, Leeds, Leicester, London (Edgware, Forest Hill and Hammersmith), Manchester (Oxford Road and Cheetham Hill), Middlesbrough, Newcastle-upon-Tyne (The Metro Centre, Gateshead), Nottingham, Portsmouth, Reading, Sheffield, Slough, Southampton, Southend-on-Sea, Stockport, plus a NEW store opening soon in Milton Keynes. Phone 0702 552911 for further details.

All items subject to availability. prices include VAT and may change after Feb. 28 1994. Carriage charge per order £5.70. Handling charge £1.40 per order. Overseas customers please phone 0702 552911.



OS-9020A GW03D £269.95



OS-9040D GW04E £399.95



OS-904RD GW06G £499.95



OS-9100D GW05F £699.95



OS-3020 GW07H £749.95

GoldStar
Technology with the human touch