

electronics today

INTERNATIONAL

JAN 1985

90p

SYSTEM FAILURE

JUST HOW RELIABLE ARE ELECTRONIC SYSTEMS?
ETI SPECIAL REPORT—WE LOOK AT THE BUGS IN CIVIL,
MILITARY AND SPACE TECHNOLOGY

Distortion meter project

Sub-resonant active
bass speaker to build

Introducing the new MC680P2
single-chip microcomputer

READERS' SURVEY
Tell us your opinions and win
a free subscription

AUDIO

MUSIC...R

BOTICS..

Featured in Electronics
& Music Maker

TAKE COMPLETE CONTROL OF YOUR MUSIC with the

MCS-1

professional quality MIDI-controlled sampling unit

Once again, Powertran and E&MM combine to bring you versatility and top quality from a product out of the realms of fantasy and within the reach of the active musician.

The MCS-1 will take *any* sound, store it and play it back from a keyboard (either MIDI or Iv/octave). Pitch bend or vibrato can be added and infinite sustain is possible thanks to a sophisticated, looping system.

All the usual delay line features (Vibrato, Phasing, Flanging, ADT, Echo) are available with delays of up to 32 secs. A special interface enables sampled sounds to be stored digitally on a floppy disc via a BBC microcomputer.

The MCS-1 gives you many of the effects created by top professional units such as the Fairlight or Emulator. But the MCS-1 doesn't come with a 5-figure price tag. And, if you're prepared to invest your time, it's almost cheap!

Specification

Memory Size: Variable from 8 bytes to 64K bytes.

Storage time at 32 KHz sampling rate: 2 seconds.

Storage time at 8 KHz sampling rate: 8 seconds.

Longest replay time (for special effects): 32 seconds.

Converters, ADC & DAC: 8 bit companding. Dynamic range: 72 dB.

Audio Bandwidth: Variable from 12 KHz to 300 Hz.

Internal 4 pole tracking filters for anti-aliasing and recovery.

Programmable wide range sinewave sweep generator.

MIDI control range: 5 octaves.

+1V/octave control range: 2 octaves with optional transpose of a further 5 octaves.

Digital Delay Line



Introduced in 1982, Powertran's DDL has brought digital quality effects to thousands of musicians. Still available in kit form at only £179.00 + VAT.

KIT
£499
+ VAT

BUILT
£699
+ VAT



Write or phone now to place an order
Powertran Cybernetics Limited,
Portway Industrial Estate,
Andover, Hants SP10 3ET.
Telephone: 0264 64455



POWERTRAN cybernetics Ltd

electronics today

INTERNATIONAL JANUARY 1985 VOL 14 NO 1



Dave Bradshaw: Editor
 Phil Walker: Project Editor
 Ian Pitt: Assistant Editor
 Jerry Fowler: Technical Illustrator
 Paul Stanyer: Ad. Manager
 Kerry Fowler: Copy Control
 Jim Connell: Chairman

PUBLISHED BY:
 Argus Specialist Publications Ltd.,
 1 Golden Square, London W1R 3AB.
DISTRIBUTED BY:
 Argus Press Sales & Distribution Ltd.,
 12-18 Paul Street, London EC2A 4JS
 (British Isles)
PRINTED BY:
 The Garden City Press Ltd.
COVERS DESIGNED BY:
 MM Design & Print.
COVERS PRINTED BY:
 Alabaster Passmore.

OVERSEAS EDITIONS and their EDITORS
 AUSTRALIA — Roger Harrison
 CANADA — Halvor Moorshead
 GERMANY — Udo Wittig
 HOLLAND — Anton Kriegsman



Member of the
 Audit Bureau
 of Circulation

Electronics Today is normally published on the first Friday in the month preceding cover date. □ The contents of this publication including all articles, designs, plans, drawings and programs and all copyright and other intellectual property rights therein belong to Argus Specialist Publications Limited. All rights conferred by the Law of Copyright and other intellectual property rights and by virtue of international copyright conventions are specifically reserved to Argus Specialist Publications Limited and any reproduction requires the prior written consent of the Company. © 1984 Argus Specialist Publications Ltd. □ All reasonable care is taken in the preparation of the magazine contents, but the publishers cannot be held legally responsible for errors. Where mistakes do occur, a correction will normally be published as soon as possible afterwards. All prices and data contained in advertisements are accepted by us in good faith as correct at time of going to press. Neither the advertisers nor the publishers can be held responsible, however, for any variations affecting price or availability which may occur after the publication has closed for press.

□ Subscription Rates. UK £15.00 including postage. For further details and Airmail rates etc, see the Readers' Services page.

EDITORIAL AND ADVERTISEMENT OFFICE

1 Golden Square, London W1R 3AB. Telephone 01-437 0626.
 Telex 8811896.

FEATURES

DIGEST7
 Food for thought.

IC RELIABILITY23
 ETI brings you a complete breakdown on what it is that makes ICs go wrong.

THE OTHER END OF THE SCALE33
 A bit of a serial.

READERS' SURVEY37
 Is there anybody out there?

SYSTEM FAILURE49
 There aren't many people who know more about this than Dave Bradshaw.

INDEX 198473
 ETI gets it all together.



The AEW Nimrod — failed it's trials.

PROJECTS

ACTIVE BASS LOUDSPEAKER ...15
 Jeff Macaulay's loudspeaker may not be able to touch its toes but it can certainly get down a lot lower than most of the competition.


DRAM CARD UPDATE28
 Do you remember building a non-

functional memory card last year? Phil Walker tells you how to achieve total recall.

TV FRAMESTORE44
 The second part of Daniel Ogilvie's television serial.

DISTORTION METER55
 In spite of our promise last month we still couldn't find space for the complete article, but you have to admit that even half of a John Linsley Hood design is well worth waiting for.

DIGITAL DELAY LINE62
 Part two of Ray Lowe's not-quite-up-to-the-second design.



INFORMATION

NEXT MONTH'S ETI59
ETI BOOK SERVICE60
ETI PCB SERVICE68

PCB FOIL PATTERNS69
ADVERTISERS' INDEX72

WATFORD ELECTRONICS

33/34 CARDIFF ROAD, WATFORD, HERTS, ENGLAND

MAIL ORDER, CALLERS WELCOME

Tel. Watford (0923) 37774/40538 Telex. 8956095

ALL DEVICES FULLY GUARANTEED. SEND CHEQUE, P.O.S, CASH, BANK DRAFT WITH ORDERS. TELEPHONE ORDERS BY ACCESS/MASTER CHARGE ACCEPTED. GOVERNMENT & EDUCATIONAL ESTABLISHMENTS OFFICIAL ORDERS WELCOME P&P ADD 75p TO ALL CASH ORDERS. OVERSEAS ORDERS POSTAGE AT COST. PRICES SUBJECT TO CHANGE WITHOUT NOTICE.

VAT

Export orders no VAT. Applicable to U.K. Customers only. Unless stated otherwise, all prices are exclusive of VAT. Please add 15% to the total cost including P&P. We stock thousands more items. It pays to visit us. We are situated behind Watford Football Ground. Nearest Underground/BR Station: Watford High Street.

ELECTROLYTIC CAPACITORS: (Values in uF) 500V: 10uF 52; 47 78p; 63V: 0.47, 1.0, 1.5, 2.2, 3.3, 4.7 8p 10 10p; 15, 22 12p; 33 15p; 47 12p; 68 20p; 100 19p; 220 26p; 1000 70p; 2200 99p; 50V: 68 20p; 100 17p; 220 24p; 40V: 27p 20p; 33 12p; 330 40p; 1000 48p; 2200 90p; 25V: 1.5, 4.7, 10, 22, 47 8p; 100 11p; 150 12p; 220 15p; 330 22p; 470 25p; 680 1000 34p; 1500 42p; 2200 50p; 3300 76p; 4700 92p; 16V: 47, 68, 100 9p; 125 12p; 330 16p; 470 20p; 680 34p; 1000 27p; 1500 31p, 2200 26p, 4700 72p.

TAG-END CAPACITORS: 64V: 2200 139p; 3300 98p; 4700 245p; 50V: 2200 110p; 3300 184p; 40V: 4700 180p; 25V: 2200 90p; 3300 98p; 4000 4700 98p; 10000 320p; 15000 345p; 16V: 2200 350p.

POLYESTER CAPACITORS: Axial Lead Type

400V: 1nF, 1n5, 2n2, 3n3, 4n7, 6n8 11p; 10n, 15n, 18n, 22n 12p; 33n, 47n, 68n 16p; 150n 20p; 220n 30p; 330n 42; 470n 52; 680n 1uF 68p; 2u2 82p. 1000V: 1nF 17p; 10nF 30p; 15n 40p; 22n 36p; 33n 42p; 47n, 100n 42p.

POLYESTER RADIAL LEAD CAPACITORS: 250V

10n, 15n, 22n, 27n 6p; 33n, 47n, 68n, 100n 8p; 150n, 220n 10p; 330n, 470n 15p; 680n 19p; 1u5 40p; 2u2 48p.

TANTALUM LEAD CAPACITORS

35V: 0.1uF, 0.22, 0.33 15p 0.47, 0.68, 1.0, 1.5 16p; 2.2, 3.3 16p; 4.7, 6.8 22p 10 29p; 16V: 2.2, 3.3 16p; 4.7, 6.8, 10 18p; 15, 36p; 22 45p; 33, 47 50p; 100 95p; 10V: 15, 22, 26p; 33, 47 50p; 100 80p; 6V: 100 55p.

MYLAR FILM CAPACITORS

100V: 1nF, 2, 4, 4nF, 10 6p; 15nF, 22n, 30n, 40n, 47n 7p; 56n, 100n, 200n 9p; 50V: 470nF 12p.

CERAMIC CAPACITORS 50V:

Range: 0.5pF to 10nF 4p, 15nF, 22nF 33nF, 47nF 5p, 100nF/300V 7p, 200nF/6V 8p.

POLYSTYRENE CAPACITORS:

10pF to 1nF 8p; 1.5nF to 12nF 10p.

SILVER MICA (Values in pF)

2, 3.3, 4.7, 6.8, 8.2, 10, 12, 15, 18, 22, 27, 33, 39, 47, 50, 56, 68, 75, 82, 85, 100, 120, 150, 180pF 15p each; 200, 220, 250, 270, 300, 330, 360, 390, 470, 800, 800, 820 21p each; 100, 1200, 1800, 2200 37p each; 3300, 4700pF 80p

MINIATURE TRIMMERS Capacitors

2-3pF, 2-10pF 22p; 2-25pF, 5-65pF 30p; 10-89pF 36p.

RESISTORS Carbon Film, miniature, Hi-Stab, 5%.

0.25W RANGE Value 1-99 100+
202 2-10M E24 3p 1p
0.5W 202 -4M7 E12 3p 1p
1W 202 -10M E12 6p 4p
2% Metal Film 51A -1M E24 6p 4p
1% Metal Film 51A -1M E24 5p 4p
100+ price applies to Resistors of each type not mixed.

RESISTORS NETWORK S.I.L.

7 Commoned: (8 pins) 100n, 680n, 1K 2k2, 4K7, 10K, 47K, 100K, 25p
8 Commoned: (9 pins) 150n, 180n, 270n, 330n, 1K, 2K2, 4K7, 6K8, 10K, 22K, 47K & 100K 26p.

DIODES BRIDGE RECTIFIERS 75 SERIES

AA119	15		75107/8	96
AA129	20	1A/50V	75110	96
AA330	15	1A/100V	75114/5	150
BA100	15	1A/100V	75121/2	130
BA100	15	1A/50V	75126	130
BY100	24	2A/50V	75154	125
BY106	15	2A/200V	75158	150
BY127	14	2A/400V	75159	195
CR03	250	2A/600V	75180	420
CA9	40	1A/600V	75162	550
CA47	12	6A/400V	75182/4	96
CA70	12	10A/200V	75188/9	100
CA79	15	10A/600V	75322	140
CA81	20	25A/600V	75324	360
CA85	10	25A/600V	75325	360
CA90	8	BY164	75361/3	150
CA98	8	VM18 DIL	50	
CA95	8		75450	86
CA200	8		75451/2	82
CA202	8		75454	70
CA205	8		75459/2	65
IN916	5			
IN4001/2	5			
IN4003	6			
IN4005/7	4			
IN4158	4			
IN5401	15			
IN5404	16			
IN5405	17			
IN5408	15			
IN541	9			
IN542	9			
6A/100V	40			
6A/400V	50			
6A/600V	60			

ZENERS

Range: 2V7 to 39V 400mW
8p each
Range: 3V3 to 33V 1.3W
15p each

TRIACS

3A/200V 54
3A/400V 56
8A/100V 60
8A/400V 69
8A/600V 115
12A/100V 78
12A/400V 82
12A/600V 136
16A/100V 103
16A/400V 116
16A/600V 220
25V/500V 220
25A/800V 295
T2800 128

VARICAPS

BA102 50
BB105B 40
BB106 40
BB109 40
BB110 40
BB111 40
BB112 40
BB113 40
BB114 40
BB115 40
BB116 40
BB117 40
BB118 40
BB119 40
BB120 40
BB121 40
BB122 40
BB123 40
BB124 40
BB125 40
BB126 40
BB127 40
BB128 40
BB129 40
BB130 40
BB131 40
BB132 40
BB133 40
BB134 40
BB135 40
BB136 40
BB137 40
BB138 40
BB139 40
BB140 40
BB141 40
BB142 40
BB143 40
BB144 40
BB145 40
BB146 40
BB147 40
BB148 40
BB149 40
BB150 40
BB151 40
BB152 40
BB153 40
BB154 40
BB155 40
BB156 40
BB157 40
BB158 40
BB159 40
BB160 40
BB161 40
BB162 40
BB163 40
BB164 40
BB165 40
BB166 40
BB167 40
BB168 40
BB169 40
BB170 40
BB171 40
BB172 40
BB173 40
BB174 40
BB175 40
BB176 40
BB177 40
BB178 40
BB179 40
BB180 40
BB181 40
BB182 40
BB183 40
BB184 40
BB185 40
BB186 40
BB187 40
BB188 40
BB189 40
BB190 40
BB191 40
BB192 40
BB193 40
BB194 40
BB195 40
BB196 40
BB197 40
BB198 40
BB199 40
BB200 40
BB201 40
BB202 40
BB203 40
BB204 40
BB205 40
BB206 40
BB207 40
BB208 40
BB209 40
BB210 40
BB211 40
BB212 40
BB213 40
BB214 40
BB215 40
BB216 40
BB217 40
BB218 40
BB219 40
BB220 40
BB221 40
BB222 40
BB223 40
BB224 40
BB225 40
BB226 40
BB227 40
BB228 40
BB229 40
BB230 40
BB231 40
BB232 40
BB233 40
BB234 40
BB235 40
BB236 40
BB237 40
BB238 40
BB239 40
BB240 40
BB241 40
BB242 40
BB243 40
BB244 40
BB245 40
BB246 40
BB247 40
BB248 40
BB249 40
BB250 40
BB251 40
BB252 40
BB253 40
BB254 40
BB255 40
BB256 40
BB257 40
BB258 40
BB259 40
BB260 40
BB261 40
BB262 40
BB263 40
BB264 40
BB265 40
BB266 40
BB267 40
BB268 40
BB269 40
BB270 40
BB271 40
BB272 40
BB273 40
BB274 40
BB275 40
BB276 40
BB277 40
BB278 40
BB279 40
BB280 40
BB281 40
BB282 40
BB283 40
BB284 40
BB285 40
BB286 40
BB287 40
BB288 40
BB289 40
BB290 40
BB291 40
BB292 40
BB293 40
BB294 40
BB295 40
BB296 40
BB297 40
BB298 40
BB299 40
BB300 40
BB301 40
BB302 40
BB303 40
BB304 40
BB305 40
BB306 40
BB307 40
BB308 40
BB309 40
BB310 40
BB311 40
BB312 40
BB313 40
BB314 40
BB315 40
BB316 40
BB317 40
BB318 40
BB319 40
BB320 40
BB321 40
BB322 40
BB323 40
BB324 40
BB325 40
BB326 40
BB327 40
BB328 40
BB329 40
BB330 40
BB331 40
BB332 40
BB333 40
BB334 40
BB335 40
BB336 40
BB337 40
BB338 40
BB339 40
BB340 40
BB341 40
BB342 40
BB343 40
BB344 40
BB345 40
BB346 40
BB347 40
BB348 40
BB349 40
BB350 40
BB351 40
BB352 40
BB353 40
BB354 40
BB355 40
BB356 40
BB357 40
BB358 40
BB359 40
BB360 40
BB361 40
BB362 40
BB363 40
BB364 40
BB365 40
BB366 40
BB367 40
BB368 40
BB369 40
BB370 40
BB371 40
BB372 40
BB373 40
BB374 40
BB375 40
BB376 40
BB377 40
BB378 40
BB379 40
BB380 40
BB381 40
BB382 40
BB383 40
BB384 40
BB385 40
BB386 40
BB387 40
BB388 40
BB389 40
BB390 40
BB391 40
BB392 40
BB393 40
BB394 40
BB395 40
BB396 40
BB397 40
BB398 40
BB399 40
BB400 40
BB401 40
BB402 40
BB403 40
BB404 40
BB405 40
BB406 40
BB407 40
BB408 40
BB409 40
BB410 40
BB411 40
BB412 40
BB413 40
BB414 40
BB415 40
BB416 40
BB417 40
BB418 40
BB419 40
BB420 40
BB421 40
BB422 40
BB423 40
BB424 40
BB425 40
BB426 40
BB427 40
BB428 40
BB429 40
BB430 40
BB431 40
BB432 40
BB433 40
BB434 40
BB435 40
BB436 40
BB437 40
BB438 40
BB439 40
BB440 40
BB441 40
BB442 40
BB443 40
BB444 40
BB445 40
BB446 40
BB447 40
BB448 40
BB449 40
BB450 40
BB451 40
BB452 40
BB453 40
BB454 40
BB455 40
BB456 40
BB457 40
BB458 40
BB459 40
BB460 40
BB461 40
BB462 40
BB463 40
BB464 40
BB465 40
BB466 40
BB467 40
BB468 40
BB469 40
BB470 40
BB471 40
BB472 40
BB473 40
BB474 40
BB475 40
BB476 40
BB477 40
BB478 40
BB479 40
BB480 40
BB481 40
BB482 40
BB483 40
BB484 40
BB485 40
BB486 40
BB487 40
BB488 40
BB489 40
BB490 40
BB491 40
BB492 40
BB493 40
BB494 40
BB495 40
BB496 40
BB497 40
BB498 40
BB499 40
BB500 40
BB501 40
BB502 40
BB503 40
BB504 40
BB505 40
BB506 40
BB507 40
BB508 40
BB509 40
BB510 40
BB511 40
BB512 40
BB513 40
BB514 40
BB515 40
BB516 40
BB517 40
BB518 40
BB519 40
BB520 40
BB521 40
BB522 40
BB523 40
BB524 40
BB525 40
BB526 40
BB527 40
BB528 40
BB529 40
BB530 40
BB531 40
BB532 40
BB533 40
BB534 40
BB535 40
BB536 40
BB537 40
BB538 40
BB539 40
BB540 40
BB541 40
BB542 40
BB543 40
BB544 40
BB545 40
BB546 40
BB547 40
BB548 40
BB549 40
BB550 40
BB551 40
BB552 40
BB553 40
BB554 40
BB555 40
BB556 40
BB557 40
BB558 40
BB559 40
BB560 40
BB561 40
BB562 40
BB563 40
BB564 40
BB565 40
BB566 40
BB567 40
BB568 40
BB569 40
BB570 40
BB571 40
BB572 40
BB573 40
BB574 40
BB575 40
BB576 40
BB577 40
BB578 40
BB579 40
BB580 40
BB581 40
BB582 40
BB583 40
BB584 40
BB585 40
BB586 40
BB587 40
BB588 40
BB589 40
BB590 40
BB591 40
BB592 40
BB593 40
BB594 40
BB595 40
BB596 40
BB597 40
BB598 40
BB599 40
BB600 40
BB601 40
BB602 40
BB603 40
BB604 40
BB605 40
BB606 40
BB607 40
BB608 40
BB609 40
BB610 40
BB611 40
BB612 40
BB613 40
BB614 40
BB615 40
BB616 40
BB617 40
BB618 40
BB619 40
BB620 40
BB621 40
BB622 40
BB623 40
BB624 40
BB625 40
BB626 40
BB627 40
BB628 40
BB629 40
BB630 40
BB631 40
BB632 40
BB633 40
BB634 40
BB635 40
BB636 40
BB637 40
BB638 40
BB639 40
BB640 40
BB641 40
BB642 40
BB643 40
BB644 40
BB645 40
BB646 40
BB647 40
BB648 40
BB649 40
BB650 40
BB651 40
BB652 40
BB653 40
BB654 40
BB655 40
BB656 40
BB657 40
BB658 40
BB659 40
BB660 40
BB661 40
BB662 40
BB663 40
BB664 40
BB665 40
BB666 40
BB667 40
BB668 40
BB669 40
BB670 40
BB671 40
BB672 40
BB673 40
BB674 40
BB675 40
BB676 40
BB677 40
BB678 40
BB679 40
BB680 40
BB681 40
BB682 40
BB683 40
BB684 40
BB685 40
BB686 40
BB687 40
BB688 40
BB689 40
BB690 40
BB691 40
BB692 40
BB693 40
BB694 40
BB695 40
BB696 40
BB697 40
BB698 40
BB699 40
BB700 40
BB701 40
BB702 40
BB703 40
BB704 40
BB705 40
BB706 40
BB707 40
BB708 40
BB709 40
BB710 40
BB711 40
BB712 40
BB713 40
BB714 40
BB715 40
BB716 40
BB717 40
BB718 40
BB719 40
BB720 40
BB721 40
BB722 40
BB723 40
BB724 40
BB725 40
BB726 40
BB727 40
BB728 40
BB729 40
BB730 40
BB731 40
BB732 40
BB733 40
BB734 40
BB735 40
BB736 40
BB737 40
BB738 40
BB739 40
BB740 40
BB741 40
BB742 40
BB743 40
BB744 40
BB745 40
BB746 40
BB747 40
BB748 40
BB749 40
BB750 40
BB751 40
BB752 40
BB753 40
BB754 40
BB755 40
BB756 40
BB757 40
BB758 40
BB759 40
BB760 40
BB761 40
BB762 40
BB763 40
BB764 40
BB765 40
BB766 40
BB767 40
BB768 40
BB769 40
BB770 40
BB771 40
BB772 40
BB773 40
BB774 40
BB775 40
BB776 40
BB777 40
BB778 40
BB779 40
BB780 40
BB781 40
BB782 40
BB783 40
BB784 40
BB785 40
BB786 40
BB787 40
BB788 40
BB789 40
BB790 40
BB791 40
BB792 40
BB793 40
BB794 40
BB795 40
BB796 40
BB797 40
BB798 40
BB799 40
BB800 40
BB801 40
BB802 40
BB803 40
BB804 40
BB805 40
BB806 40
BB807 40
BB808 40
BB809 40
BB810 40
BB811 40
BB812 40
BB813 40
BB814 40
BB815 40
BB816 40
BB817 40
BB818 40
BB819 40
BB820 40
BB821 40
BB822 40
BB823 40
BB824 40
BB825 40
BB826 40
BB827 40
BB828 40
BB829 40
BB830 40
BB831 40
BB832 40
BB833 40
BB834 40
BB835 40
BB836 40
BB837 40
BB838 40
BB839 40
BB840 40
BB841 40
BB842 40
BB843 40
BB844 40
BB845 40
BB846 40
BB847 40
BB848 40
BB849 40
BB850 40
BB851 40
BB852 40
BB853 40
BB854 40
BB855 40
BB856 40
BB857 40
BB858 40
BB859 40
BB860 40
BB861 40
BB862 40
BB863 40
BB864 40
BB865 40
BB866 40
BB867 40
BB868 40
BB869 40
BB870 40
BB871 40
BB872 40
BB873 40
BB874 40
BB875 40
BB876 40
BB877 40
BB878 40
BB879 40
BB880 40
BB881 40
BB882 40
BB883 40
BB884 40
BB

Rapid Electronics

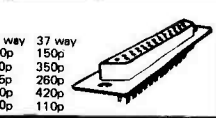
MAIL ORDERS:
Unit 1, Hill Farm Industrial Estate,
Boxted, Colchester, Essex CO4 5RD.
Tel. Orders: Colchester (0206) 36412.
Telex: 987756.

ACCESS AND BARCLAYCARD WELCOME



MIN. D CONNECTORS

9 way	15 way	25 way	37 way
Plugs solder lugs	55p	65p	90p
Right angle	80p	135p	200p
Sockets solder lugs	80p	100p	135p
Right angle	120p	180p	250p
Covers	100p	90p	110p



SOLDERING IRONS

Antex CS 17W Soldering iron	430
2.3 and 4.7mm bits to suit	85
Antex X5 25W soldering iron	630
3.3 and 4.7mm bits to suit	85
Solder pump desoldering tool	480
Spare nozzle for above	70
10 metres 22 swg solder	100
0.5kg 22 swg solder	750

CONNECTORS

DIN Plug Skt Jack Plug Skt	
2 pin 9p 9p 2.5mm 10p 10p	
3 pin 12p 10p 3.5mm 9p 9p	
5 pin 13p 11p Standard 16p 20p	
Phono 10p 12p Stereo 24p 25p	
1mm 12p 13p 4mm 18p 17p	

SCRs

► C106D	35
400V 8A	70
400V 12A	95

VERO

Verobloc	395
Veroboard Size 0.1 in matrix	
2.5 x 1	26
2.5 x 3.75	75
3.75 x 5	120
3.75 x 17	350
4.75 x 17	455
VQ board	190
Veropins per 100:	
Single sided	55
Double sided	65
Spot face cutter	145
Pin insertion tool	135
Wiring pen	375
Spare spool 75p	6

TRANSFORMERS

3VA PCB Mounting	
2x6V@0.25A; 2x9V@0.15A	
2x12V@0.12A; 2x15V@0.1A 180p	
6VA PCB Mounting	
2x6V@0.5A; 2x9V@0.4A	
2x12V@0.3A; 2x15V@0.25A 270p	
Standard. Chassis Mounting	
6VA: 2x6V@0.5A; 2x9V@0.4A	
2x12V@0.3A; 2x15V@0.25A 240p	
12VA: 2x6V@1A; 2x9V@0.6A	
2x15V@0.4A; 2x20V@0.3A 350p	

SWITCHES

Submit toggle	
SPST 5p, SPDT 60p, DPDT 65p	
Miniature toggle:	
SPDT 80p, SPDT centre off 90p,	
SPDT 90p, DPDT centre off 100p,	
Standard toggle:	
SPST 35p, DPDT 48p	
Miniature DPDT slide 14p.	
Push to make 15p.	
Push to break 22p.	
Rotary type adjustable stop,	
D1L2W, 2P6W, 3P4W all 55p each,	
1P1W switches:	
4SPST 80p 6SPST 80p 8SPST 100p	
Min. DPDT slide 14p. Push-make 15p.	

MICRO

2718	310	626AP15	2980	6809	600	6522	330
2532	380	6116P3	480	6802	280	6532	520
2732	one time programmable	4126E-15	2850	6840	360	8251	350
2732	360	280A CPU	290	6850	165	8253	350
2732	430	280A P10	320	6852	240	8255	320
2732	360	280A CTC	320	6875	500	8258	400
2764	250	280A S10	880	6880	100	MC1488	70
2764	88C 495	280A DMA	880	6502	370	MC1489	70

SOCKETS

8 pin	65p	Wire profile	45p
14 pin	80p		55p
18 pin	100p		60p
18 pin	12p		60p
20 pin	13p		62p
22 pin	15p		75p
24 pin	17p		82p
28 pin	15p		95p
40 pin	25p		135p
Professional ZIF sockets			
24 pin 430p			28 pin 480p
40 pin 550p			

COMPONENT KITS

An ideal opportunity for the beginner or the experienced constructor to obtain a wide range of components at greatly reduced prices. **WAV 5% Resistor kit.** Contains 10 of each value from 0.1 to 10M to 1M (total of 65 resistors) 530
Ceramic Cap. kit. 5 of each value - 22p to 0.1uF (135 caps) 370
Polystyrene Cap. kit. 5 of each value from 0.01 to 1uF (65 caps) 375
Præstat kit. Contains 5 of each value from 100 ohms to 1M (total 65 presets) 425
Nut and Bolt kit (total 300 items): 180p
25 6BA x 1/2 bolts 50 6BA washers 50 6BA nuts
25 6BA x 3/4 bolts 25 4BA x 1/2 bolts 50 6BA washers
50 6BA nuts 25 6BA x 1/2 bolts

2718	310	626AP15	2980	6809	600	6522	330
2532	380	6116P3	480	6802	280	6532	520
2732	one time programmable	4126E-15	2850	6840	360	8251	350
2732	360	280A CPU	290	6850	165	8253	350
2732	430	280A P10	320	6852	240	8255	320
2732	360	280A CTC	320	6875	500	8258	400
2764	250	280A S10	880	6880	100	MC1488	70
2764	88C 495	280A DMA	880	6502	370	MC1489	70

LINEAR

555CMOS	80	ICL7622	200
555CMOS	150	ICL8038	295
709	35	ICL8211A	220
741	16	ICM7234	115
748	35	ICM7555	80
AY31270	720	ICM7556	150
AY38910	390	LF347	150
AY38912	430	LF351	45
CA3046	65	LF111	75
CA3080E	65	LF356	90
CA3089	200	LM10C	325
CA3090A	375	LM301A	30
CA3130E	85	LM311	45
CA3140E	38	LM318	135
CA3180	10	LM324	45
CA3136	10	LM3342	85
CA3189	260	LM3352	125
CA3240E	100	LM339	40
ICL7106	680	LM348	60

TRANSISTORS

BC125	35	BC158	11	BC158	11
BC126	30	BC159	10	BC170	10
BC127	30	BC159	10	BCY71	16
BC128	30	BC172	8	BCY72	16
BC176	25	BC169C	10	BCY73	16
BC187	25	BC169C	10	BD131	40
BC188	25	BC170	8	BD132	40
AD142	120	BC171	10	BD133	40
AD161	42	BC172	8	BFY52	27
AD162	42	BC177	16	BFY53	30
AF124	60	BC178	16	BFY55	30
AF126	50	BC179	18	BN2906	28
AF138	40	BC181	10	BN2907	24
AF186	70	BC182L	10	BN2908	22
AF239	55	BC183	10	BN2909	10
BC107	10	BC183L	10	BSY95A	30
BC107B	12	BC184	10	BU205	160
BC108	10	BC184L	10	BU206	200
BC108B	12	BC187	10	MJE505	29
BC109	10	BC212L	10	BF135	99
BC109C	12	BC213L	10	BF185	25
BC114	22	BC214	10	BF195	12
BC115	22	BC217	10	BF259	170
BC117	22	BC237	7	BF192	12
BC119	35	BC238	7	BF198	15
BC137	40	BC308	10	BF199	18
BC139	38	BC327	8	BF200	35
BC140	29	BC328	8	BF201	35
BC141	30	BC337	8	BF248	35
BC142	28	BC338	12	BF256B	35
BC134	30	BC477	22	BF257	32
BC147	10	BC478	22	BF258	30
BC148	10	BC517	6	BF259	35
BC149	10	BC517	6	BF337	35
BC152	11	BC547	6	BF400	35

RESISTORS

Carbon film	1+	25+
1/4W 5% 4.7ohm - 4M	2p	2p
1/4W 5% 4.7ohm - 4M	3p	3p
1/4W 1% 10ohm - 1M	4p	3p
25p price applies to 25p value not mixed.		

CRYSTALS

100KHz	235	4.194MHz	150
1MHz	200	5.000MHz	200
1.8432M	200	6.000MHz	140
2.0MHz	225	7.000MHz	150
2.4575M	200	8.000MHz	140
3.2768M	100	10.000MHz	170
3.5795K	95	12.000MHz	170
4.0MHz	140	16.000MHz	200

BOXES

Plastic with lid	4 x 2 x 1 1/2"	65
3 x 2 x 1 1/2"	4 x 2 x 1 1/2"	95
71x46x22mm	50 x 6 x 4 x 2"	120
95x71x35mm	86 x 7 x 5 x 2 1/2"	165
140x90x55mm	140 x 8 x 6 x 3 1/2"	205


TRANSISTORS

BC125	35	BC158	11	BC158	11
BC126	30	BC159	10	BC170	10
BC127	30	BC159	10	BCY71	16
BC128	30	BC172	8	BCY72	16
BC176	25	BC169C	10	BCY73	16
BC187	25	BC169C	10	BD131	40
BC188	25	BC170	8	BD132	40
AD142	120	BC171	10	BD133	40
AD161	42	BC172	8	BFY52	27
AD162	42	BC177	16	BFY53	30
AF124	60	BC178	16	BFY55	30
AF126	50	BC179	18	BN2906	28
AF138	40	BC181	10	BN2907	24
AF186	70	BC182L	10	BN2908	22
AF239	55	BC183	10	BN2909	10
BC107	10	BC183L	10	BSY95A	30
BC107B	12	BC184	10	BU205	160
BC108	10	BC184L	10	BU206	200
BC108B	12	BC187	10	MJE505	29
BC109	10	BC212L	10	BF135	99
BC109C	12	BC213L	10	BF185	25
BC114	22	BC214	10	BF195	12
BC115	22	BC217	10	BF259	170
BC117	22	BC237	7	BF192	12
BC119	35	BC238	7	BF198	15
BC137	40	BC308	10	BF199	18
BC139	38	BC327	8	BF200	35
BC140	29	BC328	8	BF201	35
BC141	30	BC337	8	BF248	35
BC142	28	BC338	12	BF256B	35
BC134	30	BC477	22	BF257	32
BC147	10	BC478	22	BF258	30
BC148	10	BC517	6	BF259	35
BC149	10	BC517	6	BF337	35
BC152	11	BC547	6	BF400	35

TRANSISTORS

BC125	35	BC158	11	BC158	11
BC126	30	BC159	10	BC170	10
BC127	30	BC159	10	BCY71	16
BC128	30	BC172	8	BCY72	16
BC176	25	BC169C	10	BCY73	16
BC187	25	BC169C	10	BD131	40
BC188	25	BC170	8	BD132	40
AD142	120				

DIGEST



Professional Quads

Quad have produced a number of domestic hi-fi amplifier designs over the years, many of which have found their way into recording studios, theatres and other professional environments, but they have never produced an amplifier intended specifically for professional applications. Now, perhaps having noted the success of other companies who market Quad amplifiers in 19" rack format, Quad have introduced two rack-mounting amplifiers of their own, one single channel and one dual channel and both featuring XLR connectors for input and output.

The Quad 510 is a single channel power amplifier which can deliver at least 100 watts into any load from two to 100 ohms. A multiple-tapped output transformer allows

it to match a range of loads including 70 and 100 volt lines and a plug-in card on the rear panel selects the appropriate taps. The input is 600 ohm bridging and both input and output are isolated so that amplifiers can be linked together to provide greater power outputs.

The 520 is a dual channel power amplifier which offers an output of 100 watts per channel into eight ohms and is available with optional balanced inputs. Both amplifiers use a refinement of the current-dumping concept which was used in the Quad 405 amplifier and for which the company received a Queen's Award for Technological Innovation. No specifications are quoted but the performance is said to meet the demands of the most critical listener and construction and reliability are said to be up to Quad's usual standards.

Quad Electroacoustics Ltd, St. Peters Road, Huntingdon, Cambridge PE18 7DB, tel 0480-52561.

Ferguson Monitors Developments

In what they see as a response to the demands of the technological revolution, Ferguson have introduced a 14" colour television set which has RGB and composite video inputs as well as the usual UHF aerial input. The new set is said to be designed with home computers, video games and video recorders in mind and its features include the ability to operate from a 12 or 24V DC supply.

The MCO1 14" TX monitor colour television is based on Ferguson's existing TX90 chassis which is mains-isolated and features a fast warm-up CRT. Eight light-action switches select the TV channel or the RGB or composite video input, allowing the connectors to be left permanently in place at the rear of set and all switching to be carried out from the front.

The tuning presets associated with the channel selectors are concealed behind a hinged panel at the front of the set. A 3.5 mm output socket allows the MC01 to be used with headphones and a fold-away aerial is also built-in.

The RGB input features automatic sync polarity sensing and accepts TTL and analogue input signals. The composite video input has an adjustable pre-set gain control to ensure optimum performance over a range of input signal levels and both inputs accept a sound signal for reproduction through the set loud-speaker. Special leads will be available to connect the MC01 to most popular makes of home computer and there will also be a range of leads for use with Ferguson Videostar video recorders.


The MC01 is described as compact and lightweight and is said to offer low energy consumption. An optional adaptor allows the set to run from battery or other low-voltage DC supplies and adjusts automatically for 12 or 24V opera-



tion. Ferguson say that the set will typically run for about eight hours from a fully-charged standard (40A/h) car battery.

The company have also established an advisory service which they say is designed to help dealers and customers with queries relat-

ing to compatibility and upgrading on home computers. The service can be contacted on 01-807 3060. Thorn EMI Ferguson Ltd, Cambridge House, Great Cambridge Road, Enfield, Middlesex EN1 1UL, tel 01-363 5353.



Static Alarm

Dage Eurosem have introduced a bench-top alarm unit which detects the presence of high voltage levels and gives an audible and visual warning. The alarm is intended for use wherever CMOS and other static-sensitive devices are being handled and requires no physical or electrical connection to the device or the operator.

The EVA-12 triggers when in the presence of voltages above 400V and will typically detect a hazard

of 4 - 13kV (equivalent to a person walking across a vinyl floor) from a distance of between sixteen and thirty inches. The warning takes the form of an audible bleep and a flashing LED and continues for five seconds before the unit zeroes itself and returns to the alert mode. It measures 76 x 38 x 25mm (3 x 1.5 x 1") and runs from a 9V battery giving a typical operational life of six months.

For further information contact Dage (GB) Ltd, Eurosem Division, Rabans Lane, Aylesbury, Buckinghamshire HP19 3RG, tel 0296-33200.

SKYBRIDGE LIMITED

Mail Order & Shop:
441 Princes Road
Dartford
Kent
DA1 1RB
Tel: (0322) 91454

CABLE	470pF	15p
PER METRE	1000pF	11p
Wire Wrapped 6p	2200pF	11p
Red/White/Black	.01uF	5p
Solid 1/6	.022uF	5p
11 Colours	.047uF	8p
Hook-up 7/2	.1uF	8p
11 Colours	.47uF	15p
Heavy Duty 32/2	POLYSTYRENE	
4 Colours	22pF	13p
TINNED COPPER	47pF	8p
per 4oz reel	68pF	8p
SWG 16	100pF	8p
SWG 18	150pF	8p
SWG 20	220pF	8p
SWG 22	330pF	8p
SWG 24	470pF	8p
EN COPPER	560pF	8p
per 2oz Reel	680pF	8p
SWG 14	1000pF	8p
SWG 16	1500pF	8p
SWG 18	2200pF	8p
SWG 20	3300pF	8p
SWG 22	4700pF	8p
SWG 24	5600pF	10p
SWG 26	6800pF	10p
SWG 28	.01uF	14p
SWG 30	.022uF	19p
SWG 32	.047uF	25p
SWG 34	.1uF	49p
SWG 36	POLYESTER	
SWG 38	.01uF	8p
SWG 40	.015uF	8p
FIGURE 8	.022uF	8p
Per metre	.033uF	9p
7/25	.047uF	9p
Coloured Ribbon	.068uF	9p
Per Foot	.1uF	9p
10 Way	.15uF	15p
20 Way	.22uF	11p
34 Way	.33uF	16p
MAINS	.47uF	16p
Per Metre	.68uF	26p
2 Core	1uF	28p
Oval 3A	2.2uF	49p
Round 6A	ELECTROLYTIC	
3 Core	1/63	8p
Round 3A	2.2/50	9p
Round 6A	4.7/63	9p
Round 13A	27.095M	200p
POWER	10/16	8p
1mm T&E	10/25	8p
1.5mm T&E	10/35	10p
2.5mm T&E	10/63	13p
6mm T&E	22/10	10p
TV Coax	22/16	10p
SCREENED	22/25	10p
Single Round	22/35	11p
Twin Round	22/63	15p
Figure 8 Min.	47/10	10p
Figure 8 Std.	47/16	11p
4 Core	47/25	13p
SPIRAL WRAP	47/35	15p
1/8"	47/63	24p
1/4"	100/10	11p
1/2"	100/16	13p
WIDE RANGE OF	100/25	15p
CABLE MARKERS,	100/35	19p
SLEEVING, TIES,	100/63	25p
FIXINGS IN	220/16	15p
STOCK - PHONE	220/25	20p
FOR DETAILS.	220/35	23p
	220/63	33p
	470/16	23p
	470/25	27p
	470/35	31p
	470/63	46p
	1000/10	24p
	1000/16	29p
	1000/25	41p
	1000/35	45p
CAPACITORS		
PLATE CERAMIC		
1.8pF-22nF		6p
DISC		
10pF		10p
47pF		15p
100pF		15p

1000/63	75p
2200/10	39p
2200/16	48p
2200/25	55p
2200/35	74p
3300/25	74p
3300/35	92p
4700/10	59p
4700/16	74p
4700/25	103p
NON-POLARISED	
1uF	25p
2.2uF	25p
3.3uF	25p
4.7uF	25p
6.8uF	50p
10uF	25p
22uF	35p
33uF	40p
47uF	40p
100uF	70p
THOUSANDS OF	
OTHER CAPACITORS	
IN STOCK I.E.	
SILVERED MICA	
1% POLYSTYRENE	
POLYCARBONATE	
MYLAR TANTALUM	
TRIMMER VARIABLE	
etc etc	
CRYSTALS	
100k	460p
1M	600p
2M	220p
3.2768M	POA
4M	180p
4.19304M	320p
4.433619M	320p
6.144M	130p
10M	200p
18.432M	270p
26.54M	200p
26.59M	200p
26.64M	200p
26.69M	200p
26.74M	200p
26.8M	200p
26.995M	200p
27.045M	200p
27.095M	200p
27.145M	200p
27.195M	200p
27.245M	200p
27.255M	200p
CONNECTORS	
Cross Clips	10p
Terminal Post	40p
1mm Plug	20p
1mm Socket	15p
2mm Plug	20p
2mm Socket	15p
3mm Plug	20p
3mm Socket	15p
4mm Plug	15p
4mm Socket	15p
Phono Plug	11p
Phono Link Skt	20p
Jack Plug 2.5mm	15p
Jack Plug 3.5mm	15p
Jack Skt 2.5mm	15p
Jack Skt 3.5mm	15p
Jack Skt Line 2.5mm	25p
Jack Skt Line 3.5mm	25p
Jack Plug 1/4" Mono	20p
Jack Plug 1/4" Stereo	30p
Jack Skt 1/4" Mono	25p
Jack Skt 1/4" Stereo	35p
Jack Skt Line Mono	25p
Jack Skt Line Stereo	30p
Coax Plug	15p

Coax Skt Surf	30p
Coax Skt Flush	25p
Coax Line Skt	45p
Coax Coupler	45p
Car Aerial Plug	15p
FM Aerial Plug	20p
NC Plug	100p
BNC Round Skt	100p
BNC Square Skt	100p
BNC Free Skt	110p
BNC Str. Adapt	140p
BNC T Adapt	300p
VHF Plug PL259	50p
VHF Plug PL259	50p
Small Reducer	20p
Large Reducer	20p
PL259 Rt Ang.	90p
VHF Round Skt	50p
VHF Square Skt	50p
Elbow Adapt	POA
Straight Adapt	60p
UHF T Adapt	180p
Female T Adapt	180p
XLR Line Plug	180p
XLR Chassis Skt	330p
XLR Line Skt	230p
XLR Chassis Plug	160p
DIN Plugs 2 pin	10p
3 pin	15p
4 pin	35p
5 pin A	15p
5 pin 240	20p
5 pin 360	30p
6 pin	40p
7 pin	20p
8 pin	60p
DIN Sks 2 pin	10p
3 pin	20p
4 pin	15p
5 pin A	15p
5 pin B	20p
6 pin	20p
7 pin	20p
DIN Line Skt 2 pin	15p
5 pin	30p
D-Type Plug 9W	80p
15W	150p
25W	150p
DType RtAng Skt 9W	POA
15W	POA
25W	POA
Plug 9W	POA
15W	POA
25W	POA
Covers 9	120p
15	120p
25	130p
Latches 9	30p
15	50p
25	60p
Power Plug 2.1mm	15p
2.5mm	15p
IEC Line Skt	95p
IEC Chassis Plug	90p
IEC Chassis Skt	90p
IEC Line Plug	70p
Bulgín P429	50p
P646	165p
P430	125p
P649	135p
P650	110p
P635	100p
P636	130p
P651	300p
P652	100p
SA2403	180p
SA2404	95p
SA2190	50p
SA1862	50p
SA2111	200p
SA2019A	150p
SA2020	140p
SA2367	180p
SA2368	95p
MANY OTHER	
CONNECTORS	
ADAPTORS & LEADS	
IN STOCK	
OPTO	
LED Std Red	10p
Green	18p
Yellow	15p
LED Min Red	10p
Green	18p
Yellow	18p

LED WP Std	3p
Min	3p
LARGE RANGE OF	
PANEL LAMP HOLDERS,	
DE LUXE LED's	
etc etc	
FUSEWARE	
20mm Panel Holder	45p
1/4" Panel Holder	59p
20mm Chassis Holder	14p
1/4" Chassis Holder	17p
Lin Holder	14p
Fuse Clips	3p
20mm FUSES	
100mA 150mA 250mA	
500mA 1A 1.5A 2A	
3A 5A	9p
20mm Antisurge Fuses	
500mA 1A 2A	12p
1 1/2" FUSES	
100mA 150mA 250mA	
500mA 1A 2A 3A	
5A 10A 13A 15A	9p
1" Fuses 2,3,5,13A 15p	
RESISTORS	
1/4W 5% E24	2p
4W 1% E24	7p
1W 5% E12	10p
3W 5% E12	10p
3W WW R22-1R	30p
3W WW 2R2+	20p
7W WW	30p
10W WW	35p
25W WW	170p
WW Pots 3W	
High Quality	275p
10R 25R 50R 100R,	
250R 500R 1K 5K	
10K 50K	
SEMICONDUCTORS	
SO EXTENSIVE	
IS THE RANGE	
OF LISTED	
SEMICONDUCTORS	
PLEASE SEND	
LARGE S.A.E.	
FOR DETAILS	
TRANSISTOR MOUNTS	
TO3	10p
TO66	10p
DIL SOCKETS	
8 pin	9p
14 pin	11p
16 pin	12p
18 pin	16p
20 pin	17p
22 pin	20p
24 pin	21p
28 pin	24p
40 pin	35p
RANGE OF HEAT	
SINKS AVAILABLE	
PHONE FOR QUOTATION	
SPEAKERS	
Miniature Buzzer	
6V or 12V	90p
Ultrasonic	600p
Transducers	Pair
Elliptical 5" x3"	198p
6" x4"	262p
7" x4"	314p
7" x5"	338p
8" x5" 5W	386p
8" x5" 8W	521p
9" x6"	431p
Miniature 1"	
1 1/2"	80p
1 3/4"	80p
2 1/4"	80p
2 1/2" 8R	90p
2 1/2" 64R	100p
Round 5" 4W	174p
5" 25W	409p
5" 60W	1587p
5 1/2" 10W	476p
5 1/2" 15W	771p
6" 5W	297p
6" 5W	297p
6" 60W	1632p
6 1/2" 7W	423p
8" 6W	359p
8" 10W	423p
8" 20W	963p
8" 60W	1346p
10" 10W	700p
10" 20W	1113p
10" 30W	POA

12" 60W	2882p
12" 100W	4073p
12" 150W	4336p
15" 150W	7185p
15" 200W	8735p
18" 200W	£108
MOTOROLA PIEZO	
TWEETERS	
2"	231p
3 1/2"	697p
2" x6" Horn	938p
2" x5"	785p
2 1/2"	457p
3 3/4"	624p
4" x10"	1435p
CROSSOVERS	
2 Way 15W	188p
2 Way 100W	690p
3 Way 25W	193p
3 Way 40W	338p
3 Way 60W	502p
4 Way 80W	626p
SWITCHES	
Toggle Std SPST	47p
DPDT	62p
Min SPST	88p
SPDT	70p
SPDT c/off	63p
DPDT	85p
DPDT c/off	117p
4PDT	209p
4PDT c/off	244p
Push to make	20p
Push to break	20p
Key 5W SPST	259p
Rotary IPI2W	62p
2P6W	82p
3P4W	62p
4P3W	62p
Slide Min DPDT	22p
Std DPDT	22p
DIP 4W	105p
6W	128p
8W	1158p
10W	184p
Microswitch	83p
TRANSFORMERS	
6-0-6 @ 100mA	167p
6-0-6 @ 250mA	185p
9-0-9 @ 100mA	167p
9-0-9 @ 250mA	185p
12-0-12 @ 50mA	155p
12-0-12 @ 100mA	171p
12-0-12 @ 250mA	188p
0-12/0-12 @ 500mA	369p
9-0-9 @ 1A</	

High Density 'D' Connectors

Souriau have introduced a range of sub-miniature 'D' type connectors which have a closer pin-spacing than existing sub-miniature types and offer correspondingly higher numbers of contacts. Plugs and sockets with up to 78 ways are available, and in spite of their small size the connectors offer a performance which is generally comparable with that of other sub-miniature 'D' connectors.

Designated the 8635 series, the new connectors come with either 15, 26, 44, 62 or 78 contacts and are rated at 1000 volts RMS, 5A per contact maximum. No overall current rating for a connector is specified. The contacts are size 22 crimp on 0.76mm (0.03") centres and the operating temperature range is from -55° to +150°C. The insulation material is a self-extinguishing thermosetting plastic manufactured to UL class 94 V-O and the shell is made from cadmium plated steel.

The connectors can be supplied in both rigid and float mounting versions and are also available with interfacial and back-end sealing gaskets. 8635 crimp connectors can also be ordered against equivalent MIL C-24308A (S^{MA}) series part numbers. For further information contact Souriau (UK) Ltd, Knaves Beech Industrial Estate, Loudwater, Nr High Wycombe, Buckinghamshire, tel 06285-24981.

Music For The Newbrain

Would the reader who sent us the above project please get in touch with the editorial office — we've lost your name and address!

● Japanese component manufacturer Alps is setting up a new plant which will create 230 jobs when it opens in Milton Keynes next year and up to 400 jobs when it reaches full production. The plant will produce parts for video recorders. In a separate statement, Cirkit have announced an increase in the range of Alps parts that they stock. The new lines will include micro-miniature Tactile switches, data entry switches, keytops and slide and rotary potentiometers. Cirkit Holdings PLC, Park Lane, Broxbourne, Hertfordshire EN10 7NQ, tel 0992-444111.

New Philips DSO

Philips have introduced a portable digital storage oscilloscope capable of sampling signals with a clock rate of up to 125 MHz. The dual-channel instrument has four memories, the contents of which can be displayed simultaneously or individually, and the user is able to program the trigger level control and all other trigger functions as well as all other switch functions.

The PM 3315's input circuitry enables analysis of repetitive signals to well over 60 MHz. Fast 125 MHz sampling allows single-shot capture up to 30 MHz with accurate reproduction. Even higher single-shot bandwidths are possible using computer data-analysis by means of the integral IEEE488/IEC625 bus interface. A digital delay facility makes possible optimal use of the available memory depth by triggering from



nine screen divisions before the desired position to 9999 divisions after.

To meet the requirements of the fast growing world of TV applications, the PM 3315 also offers stable TV frame or field triggering. Other facilities include a plot-mode output for an X-Y recorder and a chart-recording mode

allowing maximum internal storage of up to 40 hours. Control capability covers all front panel settings, including timebase and attenuator.

The PM 3315 costs £5195 plus VAT and is available from Philips Test and Measuring, Pye Unicam Ltd, York Street, Cambridge CB1 2PX, tel 0223 358866.



Long-Life Rechargeables

Yuasa have launched a range of lead-acid sealed rechargeable batteries which they claim have a life expectancy of ten years. The batteries have been designed with un-interruptible power supply applications firmly in mind and are said to be explosion proof and capable of retaining a high capacity under float-charge conditions.

The new range is designated the XL series and uses the same construction method as the existing NP range to make them completely leakproof. They are available in 6 and 12 volt versions with capacities of 66, 88 and 110 Ah and 33, 44 and 55 Ah respectively. They require constant-voltage charging and their nominal cell voltage is 2.23V. A low specific-gravity electrolyte has been used to re-

duce float voltage and self-poisoning, allowing the batteries to be used for long periods under float charge conditions without loss of capacity. A venting arrangement on the top of the batteries allows gases caused by overcharging to escape but will not allow flames to re-enter, thus removing the risk of explosion present with some vented cells.

The XL range was designed specifically for telecommunications applications and the battery sizes meet these requirements rather than being directly compatible with similar batteries used in other sections of industry. They are expected to find applications in computers, test equipment, medical equipment and un-interruptible supply applications as well as in the telecommunications field.


Yuasa Battery Sales (UK) Ltd, Hawksworth Industrial Estate, Swindon, Wiltshire SN3 1DZ, tel 0793 486818.

The Little Chill

PCA are marketing a range of equipment cooling fans which have a fixing plate size of only 80mm (3.15") square. Features claimed include low mechanical noise, zero electrical noise, low weight and long life, and the fans are expected to find wide application in domestic products as well as in office equipment, test gear and industrial equipment, etc.

The fans are available in 6, 12 and 24V DC versions and operate at a speed of 4000 RPM to achieve an air flow of 0.95m³/minute. The mechanical noise is less than 21 dBA and PCA claim that electrical noise has been entirely eliminated. The full weight is 170 grams and the anticipated life expectancy is 10,000 hours for most models.

For further details contact P. Caro & Associates Ltd, 2347 Coventry Road, Sheldon, Birmingham B26 3LS, tel 021-742 1328.






Photo-Electric Switch With Integral Amplifier

Sigma have introduced a photo-electric sensor which has a built-in amplifier. The unit can be used to detect liquid levels, passing objects, etc, requires no special cable to prevent noise problems and will operate with cable

lengths of up to 50 metres. The PM-07 is a retro-reflective sensor which will detect transparent, translucent and opaque objects at distances of up to 25mm (1") with no physical contact. It operates from a 12-24V DC supply and has a response time of less than 5ms. The case measures 7.5mm square by 38mm long and the operating temperature range is from minus 10° to plus 55° centigrade. Further information is available from Sigma Ltd, Spring Road, Letchworth, Hertfordshire SG6 4AJ, tel 04626-3841.

Blue LEDs

Red, yellow and green LEDs using crystalline semiconductors such as gallium phosphorus and arsenic have been available for more than a decade, but LEDs which emit blue light have been expensive and have not been generally available. Two years ago, Siemens devised a method of manufacturing 'blue-light chips' at a considerably lower price, albeit without matching the price level of LEDs in the other colours, and having sounded out the market have decided to include the fourth colour in their 1985 product range.


The new blue LED, type SLB 5410, operates at 480nm and uses silicon carbide (SiC) as the source material. SiC has emerged as the optimum semiconductor for blue light only after years of research, and although it is costly to produce, it has significant advantages over ZnSe or GaN. The SLB 5410 has a forward voltage of typically 4V at 20mA, the corresponding figures being 10V at 20mA for ZnSe or GaN types. Typical output levels are 4mcd at 20mA measured in the optical central axis at a half-angle of eight degrees, and the device is mounted in a standard 5mm plastic package.

The purity and reproductibility of the blue LED's 480nm radiation are unmatched. Further characteristics are high impulse stability,

a narrow spectral bandwidth and a very low ageing rate. These features make the LED suitable for use as a radiation source in spectroscopic, biophysical or medical applications, as a calibration source for TV camera and photographic equipment, and, later on, possibly even as a means for producing the blue luminous dots on flat screens.

The blue LED is less suitable for use as a mere on/off indicator than its red, yellow and green counterparts because, quite apart from higher costs, the angle of radiation and the intensity are lower than in conventional LEDs.

Siemens Limited, Siemens House, Windmill Road, Sunbury-on-Thames, Middlesex TW16 7HS, tel 09327-85691.



Safety Cap

Not being the sort of company to bottle things up, Siemens have written to tell us about their latest innovation. They have introduced a range of tantalum electrolytic capacitors which are designed to overcome the risk of fire presented by conventional electrolytics when they are fed a voltage of the wrong polarity.

If an electrolytic capacitor is operated with reverse polarity, perhaps because of a fault in a piece of equipment, it will heat up

rapidly and may even explode. This effect is even more marked in tantalum capacitors which have a much higher charge density than other electrolytics. In an extreme case it is possible for the piece of equipment in which the capacitor is installed to catch fire as the result of such a fault.

Siemens have overcome this hazard by incorporating a fuse into their new B 45185 series of tantalum capacitors. The fuse takes the form of a solder wire link in the cathode lead, and if the capacitor is operated with reversed polarity this link will quickly heat up and melt and the capacitor will fail harmlessly. They are available in four types with capacities ranging from 100n to 330uF and with voltage ratings from 6.3 to 50 volts. The single-ended rectangular plastic package has climatic protection which meets the requirements of category FKE of the DIN 40040 standard and has been designed with automated assembly in mind.

For further information contact Siemens Ltd, Siemens House, Windmill Road, Sunbury-on-Thames, Middlesex TW16 7HS, tel 09327-85691.

● Semiconductor Supplies International have brought out the autumn issue of their catalogue. Its 32 A4 pages list transistors, diodes, rectifiers, microprocessors and other ICs, LEDs, capacitors and resistors. Copies are available from Semiconductor Supplies International Ltd, Dawson House, 128-130 Carshalton Road, Sutton, Surrey SM1 4RS, tel 01-643 1126.

● The new Electrovalue catalogue actually came out last month but we couldn't find room to mention it. Never mind, it's valid until the end of January 1985 so it's still worth sending off for, and its 44 A5 pages list their largest ever range of general components, computers and accessories, books and test equipment. Copies are available free of charge from Electrovalue Ltd, 28 St. Judes Road, Englefield Green, Egham, Surrey TW20 0HB, tel 0784-33603.

● Once again, the quarterly figures show an increase in the number of business failures in the electrical industry. Business information company Dun & Bradstreet Ltd

tell us that there were 585 company liquidations in the industry in the first nine months of 1984, a four per cent increase over the figure for the same period of 1983. Bankruptcies among firms, partnerships and individuals in the industry totalled 88 over the same period, a 22% increase over the 1983 figure. A small glimmer of hope appears in the news that the computer manufacturing industry (micros to mainframe) has strengthened its financial position in the last five years with only 23% of firms now considered by Dun & Bradstreet to be financially vulnerable compared with 45% in 1979.

● Miller-Stephenson Chemicals have produced a spray-on conductive coating which is intended to absorb RFI and EMI over a broad frequency range. The coating is sprayed from an aerosol can, dries in fifteen minutes, is effective within minutes and provides over 78dB attenuation at 1MHz, 49dB at 10MHz and 21dB at 100MHz. For details contact the distributors, D. Fraser & Company, 129 Kylepark Drive, Uddingston G71 7DD, tel 0698-813476.

BBC Micro Computer System

ACORN COMPUTER SYSTEMS:

BBC Model B Special offer..... £320 (a)
 BBC Model B + Econet..... £389 (a)
 BBC Model B + DFS..... £399 (a)
 BBC Model B + DFS + Econet. £450 (a)

UPGRADE KITS

A to B Upgrade Kit..... £65 (c)
 DFS Kit..... £95 (c)
 Econet Kit..... £55 (c)
 Speech Upgrade Kit..... £47 (c)

ACORN ADDON PRODUCTS:

Z80 2nd Processor..... £265 (a)
 6502 2nd Processor..... £175 (b)
 Teletext Adaptor..... £190 (b)
 IEEE Interface..... £280 (b)
 Prestel Adaptor..... £99 (b)
 RH Light Pen..... £39.50 (c)

BBC FIRMWARE:

1.2 Operating System ROM... £7.50 (d)
 BASIC II ROM..... £22.50 (d)
 VIEW Word Processor Rom. £48.00 (c)
 WordWide Word Processor Rom..... £34.00 (d)

UTILITY ROMS:

BCPL ROM/Disc..... £86.00 (c)
 Disc Doctor/Gremlin Debug Rom... £28
 ea (d)
 EXMON/TOOL KIT ROM..... £20 ea (d)
 Printmaster (FX80)/Graphics ROM..... £28 ea (d)

COMMUNICATIONS ROMs

Termi Emulator..... £28 (d)
 Communicator..... £59 (d)
 Commstar..... £29 (d)

TORCH UNICOM products including the IBM Compatible GRADUATE in stock
 For detailed specification on any of the BBC Firmware/Peripherals listed here
 or information on our complete range please write to us.

PRINTERS

EPSON

RX80FT £225 (a) FX80 £318 (a) FX100 £435 (a)

KAGA TAXAN

KP810 £249 (a) KP910 £369 (a)
 JUKI 6100 £340 (a) BROTHER HR15 £345 (a)

ACCESSORIES

EPSON

Serial Interface: 8143 £28 (c) 8148 with 2K £57 (c)
 Paper Roll Holder £17 (d) FX80 Tractor Attachment £37 (b)
 Ribbons: FX/RX/MX 80 £5 (d) FX/RX/MX 100 £10 (d)
 RX/FX80 Dust Cover £4.50 (d)

KAGA TAXAN

R232 with 2K Buffer £85 (b) KP810/910 Ribbon £6.00 (d)

JUKI 6100

RS232 with 2K Buffer £65 (b) Ribbon £2.50 (d)
 Tractor Attachment £99 (a) Sheet Feeder £199 (a)
 BBC Parallel Lead £7 (d) Serial Lead £7 (d)
 2000 Sheets Fanfold Paper with extra fine perforation
 9.5" x 11" £13 (b) 14.5" x 11" £18 (b)
 Self Adhesive Labels 2 3/4" x 17/16"
 Single Row £5.25/1000 (d) Triple Row £5/1000 (d)

MODEMS

— All modems listed below are BT approved

MIRACLE WS2000:

The ultimate world standard modem
 covers all common BELL and CCITT
 standards up to 1200 Baud. Allows com-
 munication with virtually any computer
 system in the world. The optional AUTO
 DIAL and AUTO ANSWER boards en-
 hance the considerable facilities already
 provided on the modem. Mains powered
 £129 (b). Auto Dial Board/Auto Answer
 Board £30 (c) each. Software lead
 £4.50.

TELEMOD2:

Complies with CCITT V23 1200/75
 Duplex and 1200/1200 Half Duplex stan-
 dards that allow communications with
 VIEWDATA services like PRESTEL, MIC-
 RONET etc. as well as user to user com-
 munications. Mains powered £64 (b).

BUZZ BOX:

This pocket sized modem complies with
 V21 300/300 Baud and provides an ideal
 solution for communications between
 users, with main frame computers and
 bulletin boards at a very economic cost.
 Battery or mains operated, £52 (c). Mains
 adaptor £8 (d).

BBC to Modem data lead £7.

DISC DRIVES

These are fully cased and wired drives with slim line mechanisms
 of high quality, Shuggart A400 standard interface. Drives supplied
 with cables manuals and formatting disc suitable for the BBC com-
 puter. TEAC 80 track drives are supplied with 40/80 track switch-
 ing as standard. All drives can operate in single or dual density
 format.

1x100K: TS55A TEAC 40 Track £100 (a) CS55A TEC with psu £135 (a)
 1x200K: TS55E TEAC 80/40E £155 (a) CS55E TEC with psu £155 (a)
 Sw
 1x400K: TS55F TEAC 80/40E £175 (a) CS400 Mit. with psu £185 (a)
 Sw
 2x100K TD55A 40T TAEC with psu £275 (a)
 2x200K TD55E 80/40 Sw TEAC with psu £350 (a)
 2x400K TD55F 80/40 Sw TEAC with psu £400 (a)
 2x400K TD55M 80T Mitsubishi with psu £375 (a)

3M 5 1/4" FLOPPY DISCS

High quality discs that offer a reliable error free performance for
 life. Each disc is individually tested and guaranteed for life. Ten
 discs are supplied in a sturdy cardboard box.
 Price per pack of ten:

40T SS DD £15 (c) 40T DS DD £18 (c)
 80T SS DD £22 (c) 80T DS DD £24 (c)

DRIVE ACCESSORIES

FLOPPICLENE Disc Head Cleaning Kit with 20 disposable cleaning discs ensures con-
 tinued optimum performance of the drives £14.50 (c)

Single Disc Cable..... £6 (d) Dual Disc Cable..... £8.50 (d)
 10 Disc Library Case..... £1.95 (c) 30 Disc Storage Box..... £8 (c)
 30/40 Disc Lockable Box..... £14 (c) 100 Disc Lockable Box..... £19 (b)

MONITORS

MICROVITEC 14" RGB:

1431 Std Res..... £175 (a)
 1451 Med Res..... £215 (a)
 1441 Hi Res..... £399 (a)
 1431 AP Std Res PAL/AUDIO..... £210 (a)
 1451 AP Std Res PAL/AUDIO..... £310 (a)
 1451 DQ3 Med Res for QL..... £239 (a)

Above monitors are now available in plastic or
 metal cases

KAGA Super Hi Res Vision III RGB Monitor
 £345 (a)

MONOCHROME MONITORS 12" :

Kaga Green KX1201 G..... £106 (a)
 Kaga Amber KX1201 A..... £118 (a)
 Sanyo Green DM8112CX..... £99 (a)
 Swivel Stand for Kaga Monochrome..... £21 (c)

All monitors are supplied with leads suitable for the
 BBC Computer. Spare leads available.

ATTENTION

All prices in this double page advert should be
 subject to change without notice.

ALL PRICES EXCLUDE VAT

Please add carriage 50p unless
 indicated as follows:
 (a) £8 (b) £2.50 (c) £1.50 (d) £1.00

SPECIAL OFFER

2764-25..... £4.90
 27128-25..... £18
 27128-30..... £16
 6264-15..... £28
 6262LP-15..... £31
 6264-12..... £35

GANG OF EIGHT

INTELLIGENT FAST

EPROM COPIER

Copies up to eight eproms at a time and accepts all
 single rail eproms up to 27256. Can reduce pro-
 gramming time by 80% by using manufacturer's
 suggested algorithms. Fixed Vpp of 21 & 25 volts
 and variable Vpp factory set at 12.5 volts. LCD
 display with alpha moving message. £395 (b).

SOFTY II

This low cost intelligent eprom programmer can
 program 2716, 2516, 2532, 2732, and with an
 adaptor, 2564 and 2764. Displays 512 byte page
 on TV — has a serial and parallel I/O routines. Can
 be used as an emulator, cassette interface.
 Softy II..... £195 (b)
 Adaptor for 2764/2564. £25.00 (c)

UV ERASERS

All erasers with built in safety switch and mains
 indicator.
 UV1B erases up to 6 eproms at a time..... £47 (c)
 UV1T as above but with a timer..... £59 (c)
 UV140 erases up to 14 eproms at a time..... £61 (b)
 UV11 as above but with a timer..... £79 (b)

I.D. CONNECTORS

No of ways	(Speedblock Type)		Edge Conn.
	Header	Recep.	
10	90p	85p	120p
20	145p	125p	195p
26	175p	150p	240p
34	200p	160p	320p
40	220p	180p	340p
50	235p	200p	390p

D CONNECTORS

No of Ways
 9 15 25 37

MALE:

Ang. Pins 120 180 230 350
 Solder 60 85 125 170
 IDC 175 275 325 -

FEMALE:

St Pin 100 140 210 380
 Ang.pins 160 210 275 440
 Solder 90 130 195 290
 IDC 195 325 375 -
 St Hood 90 95 100 120
 Screw 130 150 175 -
 Lock

TEXTTOOL ZIF

SOCKETS 24-pin £5.75
 28-pin £8.00 40-pin £9.75

CONNECTOR SYSTEMS

EDGE CONNECTORS

2" 6-way (commodore) 0.1" 0.156" 300p
 2 x 10-way 150p — 350p
 2 x 12-way (v/c 20) — 350p
 2 x 18-way — 140p
 2 x 23-way (ZX81) 175p 220p
 2 x 25-way 225p
 2 x 28-way (Spectrum) 200p —
 2 x 36-way 250p —
 1 x 43-way 260p —
 2 x 22-way 190p —
 2 x 43-way 395p —
 1 x 77-way 400p 500p
 2 x 50-way (S100conn) 600p —

EURO CONNECTORS

DIN 41612
 2 x 32 way St Pin 230p 275p
 2 x 32 way Ang Pin 275p 320p
 3 x 32 way St Pin 260p 300p
 3 x 32 way Ang Pin 375p 400p
 IDC Skt A + B 275p
 IDC Skt A + C 350p

For 2 x 32 way please specify
 spacing (A + B, A + C).

AMPHENOL CONNECTORS

36 way plug Centronics (solder) 500p (IDC) 475p
 36 way skt Centronics (solder) 500p (IDC) 500p
 24 way plug IEEE (solder) 475p (IDC) 475p
 24 way skt IEEE (solder) 500p (IDC) 500p
 PCB Mtg Skt Ang Pin
 24 way 700p 36 way 750p

GENDER CHANGERS

25 way D type
 Male to Male..... £10
 Male to Female..... £10
 Female to Female..... £10

RS 232 JUMPERS

(25 way D)
 24" Single end Male £5.00
 24" Single end Female £5.25
 24" Female Female £10.00
 24" Male Male £9.50
 24" Male Female £9.50

DIL SWITCHES

4-way 90p 6-way 105p
 8-way 120p 10-way 150p

TELEPHONE CONNECTORS

4 way plug 110p
 6 way plug 180p
 6 way rt.ang.skt 160p
 Flexible cable
 4 way 50p/m
 6 way 72p/m

RIBBON CABLE

(grey/metre)
 10-way 40p 34-way 160p
 16-way 60p 40-way 180p
 20-way 85p 50-way 200p
 26-way 120p 64-way 280p

DIL HEADERS

Solder IDC
 14 pin 40p 100p
 16 pin 50p 110p
 18 pin 60p -
 20 pin 75p -
 24 pin 100p 150p
 28 pin 200p -
 40 pin 200p 225p

MISC CONNS

21 pin Scart Connector.200p
 8 pin Video Connector.200p

LINEAR ICs

COMPUTER COMPONENTS

Table of Linear ICs including 74 Series, 74LS Series, and 4000 Series. Columns include part numbers, descriptions, and prices.

Table of Computer Components including CPU, EPROMs, Character Generators, Memory, Support Devices, Voltage Regulators, Opto-Electronics, Transistors, Diodes, and Thyristors. Columns include part numbers, descriptions, and prices.

TECHNOMATIC LTD MAIL ORDERS TO: 17 BURNLEY ROAD, LONDON NW10 1ED SHOPS AT: 17 BURNLEY ROAD, LONDON NW10

PLEASE ADD 50p p&p & 15% VAT (Export: no VAT, p&p at Cost) Orders from Government Depts. & Colleges etc. welcome.

305 EDGWARE ROAD, LONDON W2 Detailed Price List on request. Stock items are normally by return of post.

OMP POWER AMPLIFIER MODULES

* PRICES INCLUDE V.A.T. * PROMPT DELIVERIES * FRIENDLY SERVICE * LARGE S.A.E. 28p STAMP FOR CURRENT LIST

OMP POWER AMPLIFIER MODULES

Now enjoy a world-wide reputation for quality, reliability and performance at a realistic price. Four models available to suit the needs of the professional and hobby market, i.e., Industry, Leisure, Instrumental and Hi-Fi, etc. When comparing prices, NOTE all models include Toroidal power supply, Integral heat sink, Glass fibre P.C.B., and Drive circuits to power compatible Vu meter. Open and short circuit proof.

Supplied ready built and tested.



OMP100 Mk II Bi-Polar Output power 110 watts R.M.S. into 4 ohms, Frequency Response 15Hz - 30KHz -3dB, T.H.D. 0.01%, S.N.R. -118dB, Sens. for Max. output 500mV at 10K, Size 360 x 115 x 72mm. PRICE £32.99 + £2.50 P&P.




OMP/MF100 Mos-Fet Output power 110 watts R.M.S. into 4 ohms, Frequency Response 1Hz - 100KHz -3dB, Damping Factor 80, Slew Rate 45V/uS, T.H.D. Typical 0.002%, Input Sensitivity 500mV, S.N.R. -125dB. Size 300 x 123 x 60mm. PRICE £39.99 + £2.50 P&P.



OMP/MF200 Mos-Fet Output power 200 watts R.M.S. into 4 ohms, Frequency Response 1Hz - 100KHz -3dB, Damping Factor 250, Slew Rate 50V/uS, T.H.D. Typical 0.001%, Input Sensitivity 500mV, S.N.R. -130dB, Size 300 x 150 x 100mm. PRICE £62.99 + £3.50 P&P.



OMP/MF300 Mos-Fet Output power 300 watts R.M.S. into 4 ohms, Frequency Response 1Hz - 100KHz -3dB, Damping Factor 350, Slew Rate 60V/uS, T.H.D. Typical 0.0008%, Input Sensitivity 500mV, S.N.R. -130dB, Size 330 x 147 x 102mm. PRICE £79.99 + £4.50 P&P.



Vu METER Compatible with our four amplifiers detailed above. A very accurate visual display employing 11 L.E.D. diodes (7 green, 4 red) plus an additional on/off indicator. Sophisticated logic control circuits for very fast rise and decay times. Tough moulded plastic case, with tinted acrylic front. Size 84 x 27 x 45mm. PRICE £8.50 + 50p P&P.

NOTE: Mos-Fets are supplied as standard (100KHz bandwidth & Input Sensitivity 500mV). If required, P.A. version (50KHz bandwidth & Input Sensitivity 775mV). Order - Standard or P.A.



19" RACK CASED MOS-FET STEREO AMPLIFIERS with twin power supplies and L.E.D. Vu meters plus X.L.R. connectors.

Three models (Ratings RMS into 4 ohms):
MF200 (100 + 100w) £182.85
MF400 (200 + 200w) £228.85
MF600 (300 + 300w) £274.85
Securicor Delivery £10.00

LOUDSPEAKERS

5 to 15 INCH Up to 300 WATTS R.M.S. All speakers 8 ohm Impedance.



POWER RANGE

8" 50 WATT R.M.S. Hi-Fi/Disco. 20 oz magnet, 1 1/2" ally voice coil. Ground ally fixing escutcheon. Res. Freq. 40Hz. Freq. Resp. to 6KHz. Sens. 92dB. PRICE £9.90 Available with black grille £10.90. P&P £1.50 ea.
12" 100 WATT R.M.S. Hi-Fi/Disco. 50 oz magnet, 2" ally voice coil. Ground ally fixing escutcheon. Die-cast chassis. White cone. Res. Freq. 25Hz. Freq. Resp. to 4KHz. Sens. 95dB. PRICE £26.00 + £3.00 P&P ea.
15" 100 WATT R.M.S. Hi-Fi/Disco. 50 oz magnet, 2" ally voice coil. Ground ally fixing escutcheon. Die-cast chassis. White cone. Res. Freq. 20Hz. Freq. Resp. to 2.5KHz. Sens. 97dB. PRICE £34.00 + £3.00 P&P ea.

McKENZIE

12" 85 WATT R.M.S. C12B5GP Lead guitar/keyboard/Disco. 2" ally voice coil. Ally centre dome. Res. Freq. 45Hz. Freq. Resp. to 6.5KHz. Sens. 98dB. PRICE £24.99 + £3.00 P&P ea.
12" 85 WATT R.M.S. C12B5TC P.A./Disco 2" ally voice coil. Twin cone. Res. Freq. 45Hz. Freq. Resp. to 14KHz. PRICE £24.99 + £3.00 P&P ea.
15" 150 WATT R.M.S. C15 Bass Guitar/Disco. 3" ally voice coil. Die-cast chassis. Res. Freq. 40Hz. Freq. Resp. to 4KHz. PRICE £49.99 + £4.00 P&P ea.

WEM

5" 70 WATT R.M.S. Multiple Array Disco etc. 1" voice coil. Res. Freq. 52Hz. Freq. Resp. to 5KHz. Sens. 89dB. PRICE £20.00 + £1.50 P&P ea.
8" 150 WATT R.M.S. Multiple Array Disco etc. 1" voice coil. Res. Freq. 48Hz. Freq. Resp. to 5KHz. Sens. 92dB. PRICE £27.00 + £1.50 P&P ea.
10" 300 WATT R.M.S. Disco/Sound re-enforcement etc. 1 1/2" voice coil. Res. Freq. 35Hz. Freq. Resp. to 4KHz. Sens. 92dB. PRICE £30.00 + £2.00 P&P ea.
12" 300 WATT R.M.S. Disco/Sound re-enforcement etc. 1 1/2" voice coil. Res. Freq. 35Hz. Freq. Resp. to 4KHz. Sens. 94dB. PRICE £38.00 + £3.00 P&P ea.

SOUNDLAB (Full Range Twin Cone)

5" 60 WATT R.M.S. Hi-Fi/Multiple Array Disco etc. 1" voice coil. Res. Freq. 63Hz. Freq. Resp. to 20KHz. Sens. 86dB. PRICE £8.99 + £1.00 P&P ea.
6 1/2" 60 WATT R.M.S. Hi-Fi/Multiple Array Disco etc. 1" voice coil. Res. Freq. 56Hz. Freq. Resp. to 20KHz. Sens. 89dB. PRICE £9.99 + £1.50 P&P ea.
8" 60 WATT R.M.S. Hi-Fi/Multiple Array Disco etc. 1 1/2" voice coil. Res. Freq. 38Hz. Freq. Resp. to 20KHz. Sens. 89dB. PRICE £11.99 + £1.50 P&P ea.

PANTEC HOBBY KITS. Proven designs including glass fibre printed circuit board and high quality components complete with instructions.

FM MICROTRANSMITTER (BUG) 90/105MHz with very sensitive microphone. Range 100/300 metres. 57 x 46 x 14mm (9 volt) Price: £8.82 + 75p P&P.
3 WATT FM TRANSMITTER 3 WATT 85/115MHz varicap controlled professional performance. Range up to 3 miles 35 x 84 x 12mm (12 volt) Price: £13.74 + 75p P&P.
SINGLE CHANNEL RADIO CONTROLLED TRANSMITTER/RECEIVER 27MHz. Range up to 500 metres. Double coded modulation. Receiver output operates relay with 2amp/240 volt contacts. Ideal for many applications. Receiver 90 x 70 x 22mm (9/12 volt). Price: £17.82. Transmitter 80 x 50 x 15mm (9/12 volt). Price: £11.27 P&P + 75p each. S.A.E. for complete list.



BURGLAR ALARM

Better to be 'Alarmed' than terrified. Thandar's famous 'Minder' Burglar Alarm System. Superior microwave principle. Supplied as three units, complete with interconnection cable. FULLY GUARANTEED.

Control Unit - Houses microwave radar unit, range up to 15 metres adjustable by sensitivity control. Three position, key operated fascia switch - off - test - armed - 30 second exit and entry delay.

Indoor Alarm - Electronic swept freq siren. 104dB output.

Outdoor Alarm - Electronic swept freq siren 98dB output. Housed in a tamper-proof heavy duty metal case.

Both the control unit and outdoor alarm contain rechargeable batteries which provide full protection during mains failure. Power requirement 200/260 Volt AC 50/60Hz. Expandable with door sensors, panic buttons etc. Complete with instructions.

SAVE £148.00 Usual Price £228.85
BKE's PRICE £79.99 + £4.00 P&P

? Why buy a collection of self-assembly boards!

IDEAL for Workshops, Factories, Offices, Home, etc. Supplied ready built.



OMP LINNET LOUDSPEAKERS

The very best in quality and value. Made specially to suit today's need for compactness with high sound output levels. Finished in hard wearing black vinyl with protective corners, grille and carry handle. All models 8 ohms. Full Range 45Hz - 20KHz
OMP 12/100 watts 20" x 15" x 12" £125.00 per pair
OMP 10/200 watts 18" x 15" x 11" £145.00 per pair
OMP 12/300 watts 20" x 15" x 11" £169.00 per pair

Delivery: Securicor £8.00 per pair



STEREO CASSETTE DECK

STEREO CASSETTE DECK Ideal for installing into Disco and Hi-Fi cabinet/Consoles. Surface mounting (Horizontal). Supplied as one unit with all electronics including mains power supply.

* Metal top panel Black finish
* Piano type keys including pause

* Normal/Chrome tape switch

* Twin Vu Meters

* 3 Digit counter

* Slider Record Level control

Size 171 x 317 mm Depth 110 mm

PRICE £35.99 + £3.00 P&P



1 K-WATT SLIDE DIMMER

* Control loads up to 1Kw
* Compact Size 4 3/4" x 1" x 2 1/2"
* Easy snap in fitting through panel/cabinet cut out
* Insulated plastic case
* Full wave control using 8 amp triac
* Conforms to BS800

* Suitable for both resistance and inductive loads. Innumerable applications in industry, the home, and disco's, theatres etc. PRICE £12.99 + 75p P&P (Any quantity).



BSR P256 TURNTABLE

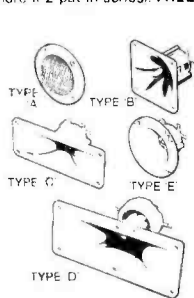
P256 turntable chassis. S shaped tone arm. Belt driven. Aluminum platter. Precision calibrated counter balance. Anti-skate (bias) device. Damped cueing lever. 240 volt AC operation (Hz). Cut-out template supplied. Completely manual arm. This deck has a completely manual arm and is designed primarily for disco and studio use where all the advantages of a manual arm are required.

Price £33.60 each. + £3.00 P&P ea.
ADC Q4 mag. cartridge for above. Price £4.99 ea. P&P 50p.



PIEZO ELECTRIC TWEETERS - MOTOROLA

Join the Piezo revolution. The low dynamic mass (no voice coil) of a Piezo tweeter produces an improved transient response with a lower distortion level than ordinary dynamic tweeters. As a crossover is not required these units can be added to existing speaker systems of up to 100 watts (more if 2 put in series). FREE EXPLANATORY LEAFLETS SUPPLIED WITH EACH TWEETER.



TYPE 'A' (KSN2036A) 3" round with protective wire mesh, ideal for bookshelf and medium sized Hi-Fi speakers. Price £4.90 each + 40p P&P.

TYPE 'B' (KSN1005A) 3 1/2" super horn. For general purpose speakers, disco and P.A. systems etc. Price £5.49 each + 40p P&P.

TYPE 'C' (KSN6016A) 2" x 5" wide dispersion horn. For quality Hi-Fi systems and quality discos etc. Price £6.49 each + 40p P&P.

TYPE 'D' (KSN1025A) 2" x 6" wide dispersion horn. Upper frequency response retained extending down to mid range (2KHz). Suitable for high quality Hi-Fi systems and quality discos. Price £8.99 each + 40p P&P.

TYPE 'E' (KSN1038A) 3 1/2" horn tweeter with attractive silver finish trim. Suitable for Hi-Fi monitor systems etc. Price £5.49 each + 40p P&P.

LEVEL CONTROL Combines on a recessed mounting plate, level control and cabinet input jack socket. 85 x 85 mm. Price £3.99 + 40p P&P.


STEREO DISCO MIXER

STEREO DISCO MIXER with 7 band graphic equaliser and 10 segment L.E.D. Vu Meters. Many outstanding features.

5 Inputs with individual fader controls: - 2 Mag. turntable, 2 Aux. plus Mic. with talk-over switch. Headphone monitor. Master output control with Hi-Low outputs. Compatible with our OMP Power Amplifiers.

Size: 360 x 200 x 120 mm. Supply 240V/50Hz AC.

PRICE £119.99 + £3.00 P&P



B. K. ELECTRONICS

UNIT 5, COMET WAY, SOUTHEND-ON-SEA, ESSEX. SS2 6TR TEL: 0702-527572



POSTAL CHARGES PER ORDER £1.00 minimum. OFFICIAL ORDERS WELCOME. SCHOOLS, COLLEGES, GOVERNMENT BODIES, ETC. PRICES INCLUSIVE OF V.A.T. SALES COUNTER VISA/ACCESS/C.O.D. ACCEPTED.



ACTIVE BASS LOUDSPEAKER



The active loudspeaker design which appeared in the last four issues was ideal for those starting from scratch, but what about those who already have a loudspeaker system and simply want to improve it? Jeff Macaulay has been active on their behalf too.

With one or two notable (and expensive) exceptions, domestic loudspeakers are almost incapable of reproducing sounds below about 50Hz. The reasons for this are not too difficult to find. Even with the best of today's drive units a large cabinet is required to give extended bass response, and this is just not practical for modern-day lounges very few of which could be described as palatial.

True, it is possible to squeeze a few more hertz out of a small sealed box, but only at the expense of efficiency. The result is that amplifiers rated at nearly a kilowatt are required to produce anything like 'live' sound levels. Even a modest amount of bass boost will cause the midrange to go soggy, and the result in the bass register is just a boomy mess! So what is the solution?

Instead of giving your bank manager the pleasure of collecting vast amounts of interest on a loan for a new pair of speakers why not build the Neptune? It has been designed as a small add on unit which will extend the response of your existing speakers down to below 30Hz. That is a whole octave lower than 99% of the speakers on the market can manage, and for a modest outlay to boot.

Design Philosophy

Before delving deeply into the circuitry involved it will be as well to consider the design philosophy behind this project. As is well

known, the deepest note that a speaker system can produce is limited by the size of the cabinet into which it is mounted. This is because any driver has a fundamental resonance due to the mass of the cone and the compliance of the speaker surround.

Imagine the cone mass as a weight suspended on a spring, which represents the surround compliance, and you can easily visualise the system. Place the driver in a sealed box and the air trapped inside effectively stiffens the compliance, making the resonant frequency higher. The smaller the volume of the box the higher the resonance and the less bass you get out of it.

To get around this difficulty some radical thought is necessary. Below the resonant frequency the

response of the driver dies away at 12 dB/octave. If we were to boost the signal at that rate below the resonant frequency we would obtain a flat response.

This is the method used here. Such a speaker would be useless above the resonant frequency of the cabinet because the response with the filter added rolls off at 12dB/octave above resonance (see Fig 1). However, this response is exactly what is required for an add on bass unit as it will complement the falling response of the existing speakers.

As most of the money spent on a pair of speakers is invested in extending the response below 100Hz, it would be pointless to waste what we have already paid for. The Neptune has therefore been designed as a bass augmenter.

Having decided the form our

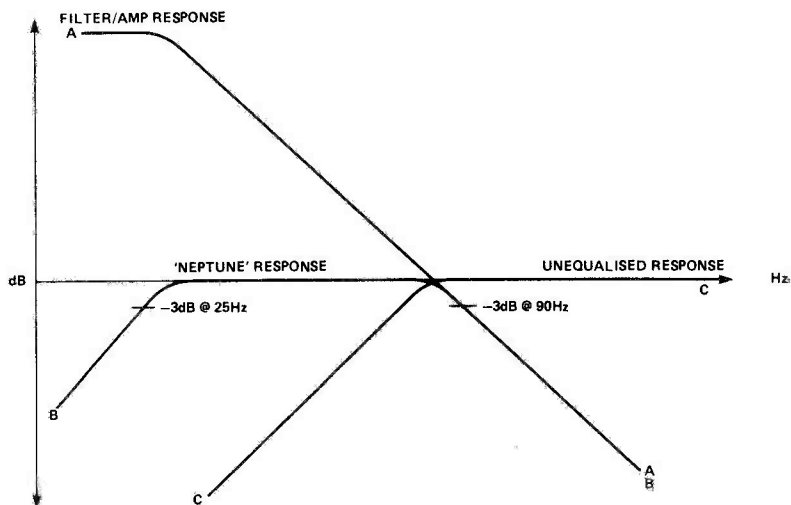


Fig. 1 Response curves for the Neptune system.

bass speaker is to take there remains to be considered the matter of quantity and quality of output.

Unlike reflex and horn enclosures the sub-resonant principle has the advantage of not using resonant effects to obtain the desired response. In a reflex cabinet, for example, the extension in bass response is obtained at the expense of 'hangover'. That is, the cabinet is still resonating after the note has stopped. This effect can be minimised by competent design but it still gives this type of enclosure a bad name.

The quantity of bass generated by a pair of 8" (200mm) speakers operating in tandem is easily quantifiable, but to appreciate the problem some understanding of the principles involved is required. If you were to look at the typical power versus frequency curve of speech and music you would find that the peak output occurs at around 200Hz, the lower midrange. Above and below this frequency the power requirement falls off rapidly, and at the lowest frequency of interest to us, 30Hz it is some 12dB down on the mean output at 200Hz.

This means that, if the speakers are required to give a mean output of 96dB SPL, the output required from the woofer would be some 84dB SPL. This the Neptune can easily give provided it is positioned on the floor and against a wall to take advantage of sound reflection from these surfaces.

The KEF B200A was chosen for this project for two reasons. First, they are blessed with a long and linear cone excursion and second the choice of a well known and respected drive unit will satisfy those who would pick holes in anything!

There is a tried and tested alternative, the Altai stocked PF81HR which has a similar performance in this application to the B200A's but is somewhat cheaper. For those on a budget these are recommended. Later upgrading simply means changing them for the B200's (see buylines).

In order to easily interface the speaker with existing stereo systems, a dedicated amplifier is required along with the active filter.

These are mounted within the cabinet so that interfacing is reduced to plugging the unit into the mains and one of the speaker outlets. You might think that outputs from both channels would be required but this is not so. To ensure that bass signals are not presented out of phase from normal speakers, the bass content of stereo records is mixed down to mono below 100Hz. The signal of interest is therefore identical in both channels and can easily be obtained from one! This also has the advantage of preventing possible crosstalk between channels at higher frequencies and the woofer therefore has no deleterious effects on the stereo image.

To avoid hum loops the speaker electronics are not separately earthed. The unit is automatically earthed when

BUYLINES

A designer-approved kit of parts for this project is available from Bewbush Audio, 26 Hastings Road, Pound Hill, Crawley, Sussex RH10 4AT. The kit includes all of the electronics and two PF81HR drive units but not the woodwork. It costs £49.95 inclusive. The electronics alone can be supplied as a kit for £29.95 but note that Bewbush will not supply individual parts. B200A drive units are available from Wilmslow Audio and the Autona UL60 amplifier module is available from Bi-Pak. None of the other components should present any problems. PCBs will be included with the kits but are also available through our PCB Service.

connected by the amplifier earth. For this particular application nothing spectacular is required of the amplifier, especially as the bandwidth ceases at 90Hz! All that is necessary is the appropriate output power, about 30W, and

HOW IT WORKS

The full circuit of the woofer is shown in Fig. 2. Input signals are applied to the gain control RV1 via SK1. Q1 in conjunction with R1/2/3 and R4 forms a simple virtual earth amplifier. The gain is set by the ratio of R2 to R1 whilst C1 isolates the base of Q1 from DC ground.

The amplified signal from the collector of Q1 is DC coupled into the second stage formed around Q2. This transistor is used in the emitter follower mode and provides a low impedance drive for the amplifier module.

In order to equalise the output to the woofer a Butterworth filter is used. R5/6 and C2/3 form the second order network with a -3dB point below 20Hz. The Q of the filter with the chosen component values is close to the optimum 0.7. Filters of this Q give the maximum rolloff rate consistent with low ripple in the passband.

R8 and C4 form a simple but effective decoupling network to provide the circuit with a ripple - free power line. To prevent any nasty and expensive damage to the drivers, the output is AC coupled by C5. In order to maintain a high damping factor down to low frequencies a large value electrolytic is required here.

Finally we come to the power supply proper which is thoroughly conventional. The mains voltage is both isolated and stepped down by the transformer T1. The raw secondary AC output is full wave rectified by BR1 and smoothing is provided by C6.

Notice that the drivers are wired in parallel. This means that the impedance seen by the power amplifier is some 4 ohms.

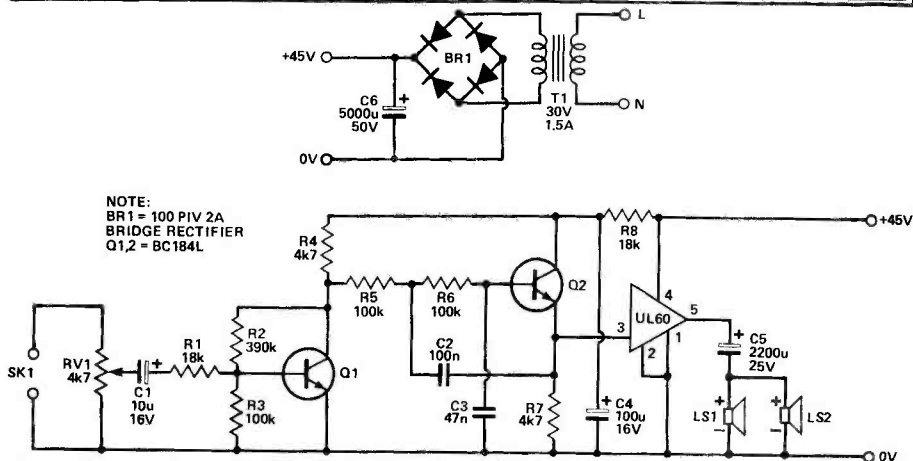


Fig. 2 The circuit of the filter/amplifier.

PROJECT : Active Bass Loudspeaker

sufficient voltage gain. To avoid reinventing the wheel, a ready built power amp module is used.

Construction

This breaks down neatly into three parts, the electronics, the mechanics and the cabinet, and construction of the electronics should be tackled first.

The layout of the filter/amplifier PCB is shown in Fig. 3. PCB pins or veropins were used in the prototype for connections to the board, and if you plan to do likewise it is a good idea to insert them before assembling any other components. Push them well home and then solder them to ensure a good connection. If you do not wish to use pins, simply solder flying leads onto the board in the normal way, enlarging the holes if necessary to allow the wires to pass through. The rest of the PCB assembly should present no problems, the only point to watch being the polarity of the various electrolytic capacitors and semiconductors.

The next stage of the construction is to drill the heatsink and mount the PCB assembly and the amplifier module. The details are given in Fig. 4. Note that 10mm spacers have been used between the PCB and the amplifier, but if these are not available simply use nuts instead. It is important that there is good thermal contact between the amplifier heatsink and the main heatsink, so de-burr the mounting holes and make sure that no metal filings get trapped between the two surfaces when you assemble them. Finally, attach the bridge rectifier and C5 to the heatsink with 4BA nuts and bolts.

That takes care of the easy stuff -

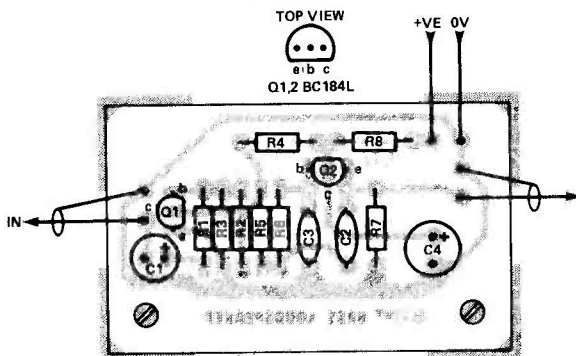


Fig. 3 The overlay diagram of the filter PCB.

PARTS LIST - ELECTRONICS

RESISTORS (all 1/4 W, 5%)

R1,8	18k
R2	390k
R3,5,6,	100k
R4,7	4k7
RV1	4k7

CAPACITORS

C1	10u, 16V electrolytic
C2	100n polyester
C3	47n polyester
C4	100u 16V electrolytic
C5	2,200u 25V electrolytic
C6	5000u 50V electrolytic

SEMICONDUCTORS

Q1,2	BC184L
BR1	100PIV 2A bridge rectifier

MISCELLANEOUS

LS1, 2	KEF B200A drive units (or Altai PF81HR - see text)
T1	30V, 1.5A mains transformer
SK1	two-pole input socket to choice

PCB; veropins or similar; Autona UL60 amplifier module; 6" x 4" heatsink; 10mm spacers; 'P' clip or strain relief bush; aluminium for control panel; capacitor clamps for C5 and C6; nuts, bolts, cable, etc.

the next stage is to assemble the cabinet itself. The cutting details are given in the cabinet parts list. You can purchase a large sheet of veneered chipboard and cut it up

yourself, but unless you have a good saw-bench and are reasonably skilled in using it you will probably be better off purchasing the materials ready cut. Most DIY stores possess facilities to do this but you would do well to ask around and find somewhere with both the equipment and the skilled staff necessary to do a really good job. Even a small error will make construction much more difficult and the problems inherent in producing a neat end result and making it airtight will be multiplied considerably.

The cabinet has been designed for maximum rigidity, a fundamental requirement if rattles and buzzes are to be avoided. The rigidity is achieved by splitting the cabinet into two with an internal partition, and the panels are glued and screwed together with 1 1/4" self-tapping screws.

Another requirement of this design is that the cabinet should be airtight. In practise this is not a problem as long as all the joints are filled with an appropriate filler. A good seal around the drivers is also imperative but this is automatically achieved by using the gaskets provided.

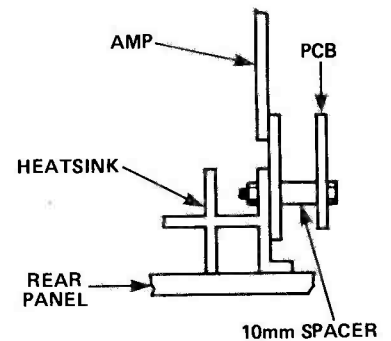



Fig. 4 Mounting arrangements for the amplifier module and PCB.



PARTS LIST - CABINET

PANELS

(All 5/8" veneered chipboard)

Short sides (A) 9" x 9" (2 off)
 Long sides (B) 20" x 9" (2 off)
 Partition (C) 7 3/4" x 9" (1 off)
 Front and back (D) 18 3/4" x 9" (2 off)

MISCELLANEOUS

Glue; woodscrews; veneer strip if desired (to cover exposed edges of panels); speaker cloth/protective grille as desired.

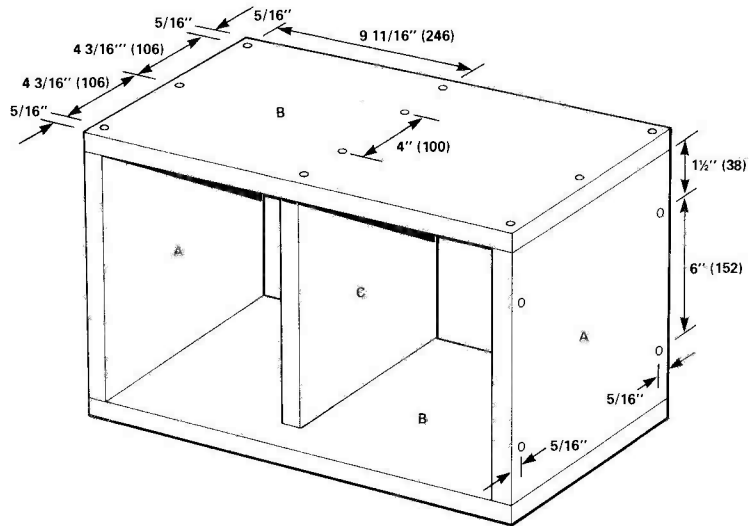


Fig. 5 Construction of the cabinet.

Assuming one has all the panels to hand construction can commence. Start by labelling each panel with the appropriate letter on its worst side, see Fig. 5. Find the partition panel (C) and drill a 1/4" (6mm) hole in it to take the wires from the drive unit. The position of this hole is far from critical, and anywhere near the centre of the panel will be fine!

Mark out the position of the screw holes on the panels and drill 1/8" (3mm) pilot holes through these positions. Choosing the best face, countersink these to take the screw heads. If a countersink is not available a good job can be done with a 3/8" twist drill turned by hand against the hole. The control panel aperture in the rear panel should also be cut at this stage.

It is best to mount the heatsink, capacitors and transformer onto the back panel before assembling the cabinet. Attach them using 5/8" long No. 6. self-tapping screws and tighten down well to avoid the risk of strange buzzes etc caused by loose fittings. The interwiring of these parts is shown in Fig. 6, and 16/0.2 or a similar fairly heavy gauge wire should be used for all except the signal leads which must be single screened cable and the power leads between the PCB and amplifier which can be ordinary hook-up wire.

The cabinet itself can now be assembled. Start with the two long sides (B) and glue and screw these into position against the rear panel (D). Similarly attach the two short sides (A) and finally the partition (C). In each case the screws should

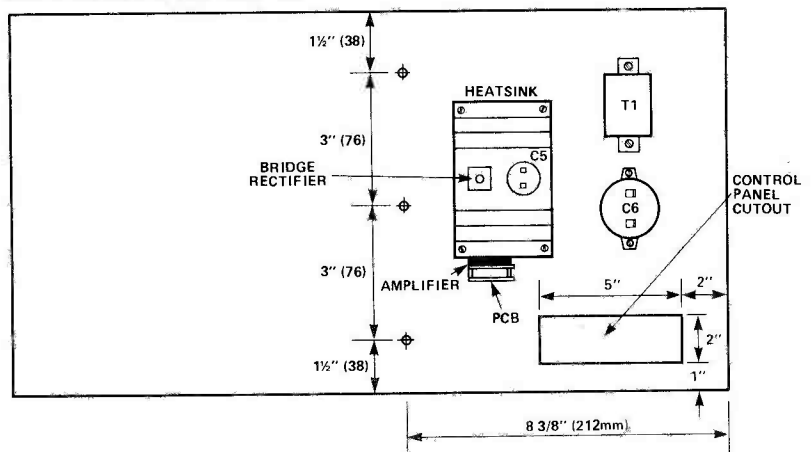


Fig. 6 The positions of the principal components on the rear panel.

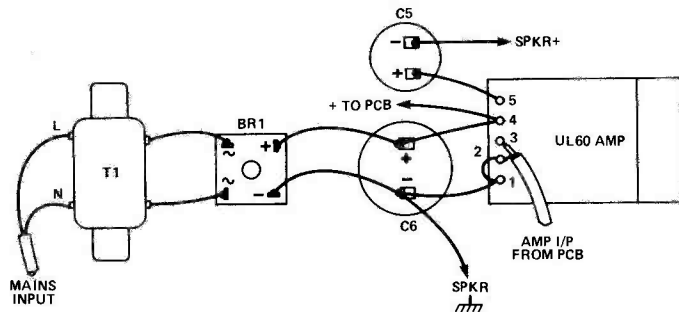


Fig. 7 Interwiring of the rear panel components.

be tightened into their countersunk holes until the heads are just below the surface of the wood.

Cut a suitable piece of aluminium to form the control panel and drill holes to suit the potentiometer and input socket you plan to use. Wire these leaving 9" or so of free lead, drill suitable mounting holes in the rear panel of the cabinet and attach the control panel using self-tapping screws. Cut the free lead to length and solder it to the appropriate points on the PCB.

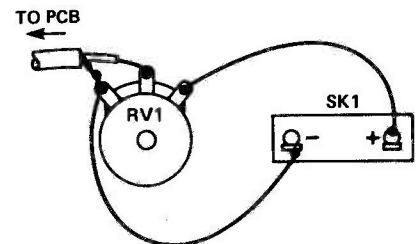


Fig. 8 Wiring of the components on the control panel.

Drill a 1/4" (6.3mm) hole in the rear panel, thread the mains lead through it and use a 'P' clip or other

PROJECT : Active Bass Loudspeaker

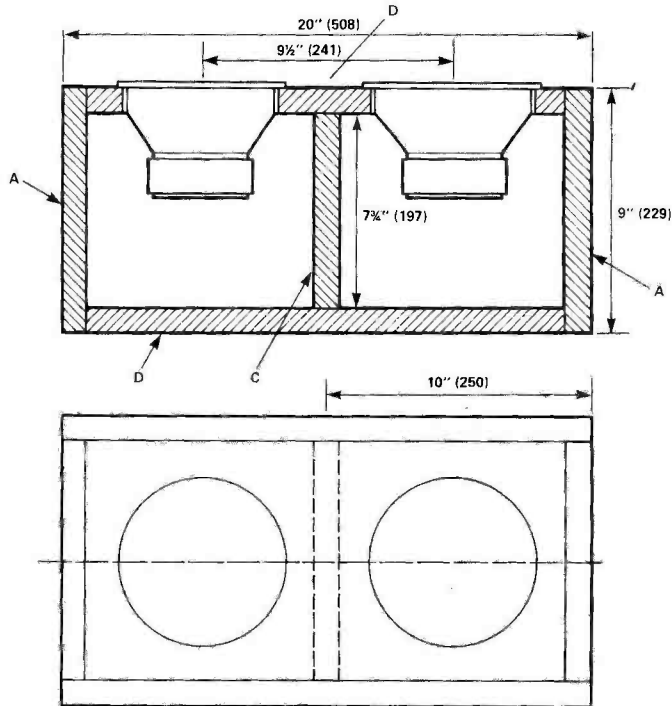


Fig. 9 Front panel and drive unit mounting details.

retaining device to provide strain relief. Don't just tie a knot in the cable! Seal the hole around the cable with a suitable glue or filler so that the finished cabinet will be airtight. Complete the rear panel wiring by soldering leads to C5-ve and ground and leave the ends of these long ready for connection to the drive units.

Attention can now be turned to the front panel. Mark out the positions for the two drive units and use the template provided with them to mark the cut-outs and the mounting holes. The drive unit apertures can be cut by hand but it is much quicker to use a jig-saw attachment on a power drill. If the B200s are used, note that they are provided with 'T' nuts and drill the mounting holes out to 1/4" to accommodate these.

Assemble the prepared front panel into the cabinet and glue and screw it into place. Draw out the loudspeaker leads through one of the drive unit apertures, solder them onto one of the drive units and solder a second pair of leads in parallel. Return this second set of leads into the cabinet, pass them through the hole previously drilled in the central partition and draw them out through the second drive unit aperture. Solder them onto the second drive unit, taking care to observe phasing, and the internal

wiring is complete. The unit should be left in this condition, with the drive units connected but not installed in the cabinet, while the initial testing is carried out.

Connect a lead to the input of the Neptune and fit a plug to the mains lead. Set the potentiometer on the control panel at minimum and switch on. Apart from the switch-on 'plop' no noise should be heard unless the ear is placed very close to one of the drive units. If there is no 'plop' or worse, if a loud hum appears, switch off immediately and check the wiring.

If all is well, advance the potentiometer towards maximum and touch the signal input terminal. This should produce a loud buzz. Again, if nothing happens, switch off and check the wiring carefully.

If this test, too, is successful, mount the two drive units in place. Don't forget to use the gaskets provided so as to ensure an airtight seal. When this has been done, gently press one of the drive unit cones inwards using even pressure around the voice coil. The other cone should move outwards. If it doesn't, check carefully around the cabinet until you find the air leak responsible and plug it.

Installation

No mains switching has been

provided on the Neptune because most modern stereo amplifiers are equipped with mains outlets and it is intended that one of these should be used. Such mains outlets are usually wired through the amplifier's on-off switch, so connecting the Neptune in this way removes the need to switch it on separately every time the stereo system is used. If your amplifier has such a socket, it is merely necessary to fit the appropriate plug to the mains lead, the most usual type being a shaver plug or an American-style twin flat-pinned plug. Leave about three metres or so of mains lead on the Neptune so that you can experiment with its positioning.

If your amplifier does not have a mains outlet, you will either have to fit an on-off switch to the Neptune or settle for plugging and unplugging the mains lead each time you use your stereo system. A mains switch could be added quite simply by enlarging the control panel slightly. Whichever approach you use, if the Neptune is switched independently of the amplifier you should always switch the amplifier on first and then the Neptune, never the other way around.

Connecting the input of the speaker to the output of your amplifier should pose no problems. With any luck you will have press-terminals on the amplifier into which the extra pair of leads can easily be inserted. If not, you will either have to make up an adaptor or add an extra socket on the back of your amplifier. Remember that you only need a connection from one channel of the amplifier and that it doesn't matter which one.

To set the unit up you will need a source of some description, preferably one offering signals containing male speech. A radio tuner set to Radio Four is probably best. Adjust the potentiometer on the control panel until there is no trace of 'boomyness' on the speech, then try the unit out with a music source. The bass response should have improved dramatically.

Experiment with the position and gain of the Neptune until you are satisfied with its performance. Remember that the best position is likely to be against the wall and floor and away from corners.

COMPUTER WAREHOUSE

1000's OF BARGAINS FOR CALLERS

THE 'ALADDIN'S' CAVE OF COMPUTER AND ELECTRONIC EQUIPMENT

HARD DISK DRIVES

Fully refurbished **DIABLO/DRE** series 30 2.5 Mb disk drives
DEC RK05, NOVA, TEXAS compatible
 Front load, Free stand or rack mount
 Exchangeable tape (via lift, removal)
 m3028 PSU unit for 2 drives **£550.00**
£295.00
£125.00
DIABLO/DRE 44-4000A/B 5+5 ex stock from
 1000's of spares for S30, 4000, 3200, HAWK ex stock
 Plus in house repair, refurbishing service.
 Call for details or quotation.

EX STOCK INTEGRATED CIRCUITS OVER 100,000 ITEMS INCLUDING:

Intel D8085AH-2 **£25.00** D8271 **£65.00**
 D8202 D8257-5 8255 D3002
2732 EPROM SPECIAL fully guaranteed
450ns £3.75, 350ns £4.00, 300ns £4.50

HOT LINE DATA BASE

DISTEL ©

THE ORIGINAL FREE OF CHARGE dial up data base
 1000's of stock items and one off bargains.
ON LINE NOW - 300 baud, full duplex CCITT tones, 8 bit word, no parity.
01-679 1888

COMPUTER 'CAB'

All in one quality computer cabinet with integral switched mode PSU, Mains filtering, and twin fan cooling. Originally made for the famous **DEC PDP8** computer system costing thousands of pounds. Made to run 24 hours per day the PSU is fully screened and will deliver a massive +5v DC at 17 amps, +15v DC at 1 amp and -15v DC at 5 amps. The complete unit is fully enclosed with removable top lid, filtering, trip switch, 'Power' and 'Run' LEDs mounted on Ali front panel, rear cable entries, etc. etc. Units are in good but used condition - supplied for 240v operation complete with full circuit and tech. man. Give your system that professional finish for only **£49.95 + Carr. Dim. 19" wide 16" deep 10.5" high.** Useable area 16" w. 10.5" h. 11.5" d. Also available **LESS PSU**, with FANS etc. Internal dim. 19" w. 16" d. 10.5" h. **£19.95.** Carriage & insurance **£9.50.**

COOLING FANS

Keep your hot parts COOL and RELIABLE with our range of BRAND NEW professional cooling fans.
ETRI 90XU01 Dim. 92 x 92 x 25 mm. Miniature 240 v equipment fan complete with finger guard. **£9.95.**
GOULD JB-3AR Dim. 3" x 3" x 2.5" compact very quiet running 240 v operation. **NEW £6.95**
BUHLER 69.11.22. 8-16 v DC micro miniature reversible fan. Uses a brushless servo motor for extremely high air flow, almost silent running and guaranteed 10,000 hr life. Measures only 62 x 62 x 22 mm. Current cost **£32.00. OUR PRICE ONLY £12.95** complete with data.
MUFIN-CELAUR standard 4" x 4" x 1.25" fan supplied tested EX EQUIPMENT 240 v at **£6.25** or 110 v at **£4.95** or BRAND NEW 240 v at **£10.50.** 1000's of other fans Ex Stock. Call for Details. Post & Packing on all fans **£1.60**

STILL IN STOCK

FP1500 Heavy Duty 25 cps daisy wheel RS232 interface, bi directional printers, Brand New at **£499.00**
CALL FOR MORE DETAILS

SAVE £250 SUPER PRINTER SCOOP



BRAND NEW CENTRONICS 739-2

The "Do Everything Printer" at a price that will NEVER be repeated. Standard CENTRONICS parallel interface for direct connection to BBC, ORIC, DRAGON etc. Superb print quality with full pin addressable graphics and 4 type fonts plus HIGH DEFINITION internal PROPORTIONAL SPACED MODE for WORD PROCESSOR applications. 80-132 columns, single sheet, sprocket or roll paper handling plus much more. Available ONLY from DISPLAY ELECTRONICS at the ridiculous price of **ONLY £199.00 + VAT** Complete with full manual etc. Limited quantity - Hurry while stocks last.
 Options: Interface cable (specify) for BBC, ORIC, DRAGON or CENTRONICS 36 way pig **£12.50.** Spare ribbon **£3.50** each BBC graphics screen dump utility program **£8.60** Carriage and Ins. **£10.00 + VAT**

BUDGET RANGE VIDEO MONITORS

At a price YOU can afford, our range of EX EQUIPMENT video monitors defy competition!! All are for 240v working with standard composite video input. Units are pre tested and set for up to 80 col use on BBC micro. Even where MINOR screen burns MAY exist - normal data displays are unaffected.

1000's SOLD TO DATE

- 9" HITACHI very compact fully cased. dim. 21cm H x 21cm W x 22cm D. Black and white screen **£44.95**
- 12" KGM 320-321, high bandwidth input, will display up to 132 columns x 25 lines. Housed in attractive fully enclosed brushed alloy case. B/W only **£32.95** GREEN screen **£39.95**
- 24" KGM large screen black & white monitor fully enclosed in light alloy case. Ideal schools, shops, clubs etc. **ONLY £55.00**
- 14" BRAND NEW Novex COLOUR type NC1414-CL. Many exacting features such as RGB TTL and composite video input, GREEN TEXT key, internal speaker and audio amp. Even finished in BBC micro matching colours. Fully guaranteed. **ONLY £199.00**

Carriage and ins on ALL videos **£10.00**

DUAL 5" DISK DRIVES

Current, quality, professional product of a major computer company, comprising 2 x 40 track MPI or Shugart FULLY BBC COMPATIBLE single sided drives in a compact, attractively styled, grey ABS structured case with internal switched mode PSU. The PSU was intended to drive both drives and an intelligent Z80 controller with over 70 ic's. The controller has been removed leaving ample space and current on the +, -, +12 and -12 supply for all your future expansion requirements. Supplied tested with 90 day guarantee in BRAND NEW condition with cable for BBC micro. Ex Stock at only **£259.00** + £10.00 carr. Limited Quantity Only

SPECIAL 300 BAUD MODEM OFFER

Another GIGANTIC purchase of these EX BRITISH TELECOM, BRAND NEW or little used 2B data modems allows US to make the FINAL REDUCTION, and for YOU to join the exciting world of data communications at an UNHEARD OF PRICE OF ONLY **£29.95.** Made to the highest POST OFFICE APPROVED spec at a cost of hundreds of pounds each, the 2B has all the standard requirements for data base, business or hobby communications. All this and more!!

- 300 baud full duplex
- Full remote control
- CCITT tone standards
- Supplied with full data
- Modular construction
- Direct isolated connection
- CALL, ANSWER and AUTO modes
- Standard RS232 serial interface
- Built in test switching
- 240v Mains operation
- 1 year full guarantee
- Just 2 wires to comms. line

NOW ONLY £29.95

Order now - while stocks last. Carriage and Ins. **£10.00**

GE TERMIPRINTER

A massive purchase of these desk top printer - terminals enables us to offer you these quality 30 cps printers at a SUPER LOW PRICE against their original cost of over £1000. Unit comprises of full QWERTY, electronic keyboard and printer mech with print face similar to correspondence quality typewriter. Variable forms tractor unit enables full width - up to 13.5" 120 column paper, upper - lower case, standard RS232 serial interface, internal vertical and horizontal tab settings, standard ribbon adjustable baud rate, quiet operation plus many other features. Supplied complete with manual. Guaranteed working **£139.00** or untested **£85.00**, optional floor stand **£12.50** Carr & Ins **£10.00.**

8" 19MB WINCHESTER DISK DRIVE

Made in the UK by a subsidiary of the World's largest disk drive manufacturer. This BRAND NEW "end of line" unit offers an outstanding opportunity to add a MASSIVE 19 mb of storage to your computer system. Superbly constructed on a heavy die cast chassis the DRE 3100 utilises 3 x 8" platters in a dust free cavity. All drive functions are controlled by microprocessor electronics using an INTEL 8035 cpu and TTL support logic. Data to the outside world is via two comprehensive 8 bit TTL level bi directional data busses with full status reporting for ease of interfacing. Many features such as Av. seek time 35 ms, 512 bytes per sector, +24, -24 and +5 v DC supply, plug in card system, and compact size of approx. 19cm H x 21cm W and 42cm D etc, etc, make this item a real snip.

Units are BRAND NEW and BOXED and sold at a FRACTION of original cost - hence unguaranteed. Complete with 150 page manual, circuits and applications guide.

ONLY £225.00 Carriage £10.00

Suitable power supply unit - sold ONLY with drive **£39.95.**

PROFESSIONAL KEYBOARD OFFER

An advantageous purchase of brand new surplus allows a great QWERTY, full travel, chassis keyboard offer at fractions of their original costs.
ALPHAMERIC 2704/60 full ASCII 60 key, upper, lower + control key, parallel TTL output plus strobe. Dim 12" x 6" x 5 1/2" DC **£29.95.**
DEC LA34 Uncoded keyboard with 67 quality, GOLD, normally open switches on standard X, Y matrix. Complete with 3 LED indicators & i/o cable - ideal micro conversions etc. pcb DIM 15" x 4.5" **£24.95** Carriage on keyboards **£3.00.**

SEMICONDUCTOR 'GRAB BAGS'

Mixed Semis amazing value contents include transistors, digital, linear, IC's, triacs, diodes, bridge recs, etc. etc. All devices guaranteed brand new full spec with manufacturer's markings, fully guaranteed, **50 + £2.95** 100 + **£5.15**
TTL 74 Series A gigantic purchase of an "across the board" range of 74 TTL series IC's enables us to offer 100+ mixed "mostly TTL" grab bags at a price which two or three chips in the bag would normally cost to buy. Fully guaranteed all IC's full spec. 100 + **£6.90** 200 + **£12.30** 300 + **£19.50**

DATA MODEMS

Join the communications revolution with our range of EX TELECOM data modems. Made to most stringent spec and designed to operate for 24 hrs per day. Units are made to the CCITT tone spec. With RS232 i/o levels via a 25 way 'D' skt. Units are sold in a tested and working condition with data. Permission may be required for connection to PO lines.
MODEM 20-1 Compact unit for use with MICRONET, PRESTEL or TELECOM GOLD etc. 2 wire direct connect 75 baud transmit 1200 baud receive. Data i/o via RS232 D socket. Guaranteed working with data **£69.95**
MODEM 20-2 same as 20-1 but 75 baud receive 1200 baud transmit **£136.00**
TRANSDATA 307A 300 baud acoustic coupler RS232 i/o **£95.00** brand new. CE4.50
NEW D8L2123 Multi Standard modem selectable V21 300-300 bps, V23 75-1200, V23 1200-75 full duplex, Or 1200-1200 half duplex modes. Full auto answer via modem or CPU. LED status indicators. CALL or ANS modes Switchable CCITT or BELL 103 & 202. Housed in ABS case size only 2.5" x 8.5" x 9". **£286.00 + VAT**
 For further data or details on other EX STOCK modems contact sales office.
 Carriage on all modems **£10.00 + VAT.**

EX STOCK DEC CORNER

- BA11-MB 35" Box, PSU, LTC **£385.00**
- DH11-AD 16 x RS232 DMA interface **£210.00**
- DLV11-4 J A EIA interface **£310.00**
- DUP11 Sych Serial data i/o **£85.00**
- D211-B 8 line RS232 mux board **£85.00**
- LA36 Decwriter EIA or 20 ma loop **£270.00**
- LAXX-NW LA180 RS232 serial interface and buffer option **£130.00**
- LAX34-AL LA34 tractor feed **£85.00**
- MS11-JP Unibus 32 kb Ram **£80.00**
- MS11-LB Unibus 128 kb Ram **£450.00**
- MS11-LD Unibus 256 kb Ram **£850.00**
- MSC4804 Qbus (Equip MSV11-L) 256 kb **£499.00**
- POP11/05 Cpu, Ram, i/o, etc. **£450.00**
- POP11/40 Cpu, 124k MMU **£1850.00**
- RT11 ver. 3B documentation kit **£70.00**
- RK05-J 2.5 Mb disk drives **£650.00**
- KL8JA PDP 8 async i/o **£175.00**
- MISE PDP 8 Bootstrap option **£75.00**
- VT50 VDU and Keyboard - current loop **£175.00**

1000's of EX STOCK spares for DEC PDP8, PDP8A, POP11 systems & peripherals. Call for details. All types of Computer equipment and spares wanted for PROMPT CASH PAYMENT.

66% DISCOUNT

ELECTRONIC COMPONENTS EQUIPMENT
 Due to our massive bulk purchasing programme which enables us to bring you the best possible bargains, we have thousands of IC's, Transistors, Relays, Cap's, PCB's, Sub-assemblies, Switches, etc. etc. surplus to our requirements. Because we don't have sufficient stocks of any one item to include in our ads, we are packing all these items into the 'BARGAIN PARCEL OF A LIFETIME'. Thousands of components at giveaway prices! Guaranteed to be worth at least 3 times what you pay. Unbearable value!! Sold by weight.
2.5kls £4.25 + pp £1.25 **5kls £5.90 + £1.80**
10kls £10.25 + pp £2.25 **20 kls £17.50 + £4.75**

ALL PRICES PLUS VAT

All prices quoted are for U.K. Mainland, paid cash with order in Pounds Sterling PLUS VAT. Minimum order value **£2.00**, Minimum Credit Card order **£10.00**. Minimum BONA FIDE account orders from Government depts., Schools, Universities and established companies **£20.00** Where post and packing not indicated please ADD **£1.00**. + VAT Warehouse open Mon-Fri 9.30 - 5.30, Sat. 10.15 - 5.30. We reserve the right to change prices and specifications without notice. Trade, Bulk and Export enquiries welcome.

32 Biggin Way, Upper Norwood, London SE19 3XF
 Telephone 01-679 4414 Telex 27924



bigger and better

Nicad Batteries & Chargers

High quality nickel cadmium rechargeable batteries. Equivalent in size with popular Dry Cell sizes e.g. HP7 (AA), HP11 (C), and HP2 (D). Minimum life 600 (300 PP3 size) full charge/discharge cycles. Batteries must be charged from a constant current source only. All batteries are supplied only with a residual charge and should be charged before used.

DATA & PRICES

Type	V(nom)	Capacity	Stock No.	1-9	10-49
AA	1.2V	500mAh	01-12004	0.80	0.74
C	1.2V	1.2AH	01-12024	2.35	1.99
D	1.2V	1.2AH	01-12044	2.00	2.00
PP3	8.4V	110mAh	01-84054	3.70	3.50

CH/4/50

To recharge up to 4 AA size NiCads.

Size: 112 x 71 x 37mm 01-00409 4.95

CH1/22

To charge PP3 type NiCads.

Size: 70 x 50 x 32mm 01-00159 4.30

CH8/RX

Will recharge AA, C, D and PP3 size cells with automatic voltage selection. Will recharge following combinations: 4xD, 4xAA, 4xC, 2xPP3, 2xD + 2xC, 2xD + 2xAA, 2xD + 1xPP3, 2xC + 2xAA, 2xC + 1xPP3, 2xAA + 1xPP3. Charge rate: 11mA for PP3, 45mA for AA size, 120mA for C and D size, for 16 hrs. Power: 240V 50Hz. Output Voltage: 2.9V for AA, C and D size, 11.0V for PP3 size. Weight: 0.475kg. Size: 199 x 109 x 55mm.

01-02204 9.45



HT320

High quality, high specification meter at a reasonable price. In addition to the usual ranges, facilities are provided for measuring transistor parameters such as I_{ceo} and h_{fe} . Meter movement fully protected against overloads. 3-colour mirrored scale in robust case. Supplied complete with comprehensive instructions, test leads, transistor test leads and batteries (2 x HP-7, 1 x PP3).


DC Volts: 0.1V, 0.5V, 2.5V, 10V, 50V, 250V, 1kV (20k Ω/V). AC Volts: 10V, 50V, 250V, 1kV (18k Ω/V). DC current: 50 μ A, 2.5mA, 25mA, 250mA. Resistance: 2k, 20k, 2M, 20M Ω . AF Output: -10dB to +22dB for 10VAC (0dB/0.775V, 600 Ω). Leakage (I_{ceo}) 15 μ A, 15mA, 150mA. h_{fe} : 0-1000 (Lc/Tb). Weight: 410gms.

56-83201 14.00

RF Generator LSG17

A stable wide-range generator for the hobbyist, service technician, schools, colleges, etc. Frequency range: A/100kHz-300kHz, B/300kHz to 1MHz (Harmonics 96-450MHz) C/1MHz-3.5MHz, D/3.0MHz-11MHz, E/10MHz-35MHz, F/32MHz-150MHz. Accuracy: $\pm 1.5\%$. Output greater than 100mV (no load). Ext. xtal osc for 1 to 15MHz crystal. Power required: AC100, 115 or 230V 3VA. Size & Weight: 150(H) x 238(W) x 130(D)mm, 2.5Kg approx.

56-90017 115.00



Linear ICs


		Stock No.	Price
LF351	Bi-FET op amp	61-03510	0.49
LF353	Dual version of LF351	61-03530	0.81
LM380N	1W AF power amp	61-00380	1.45
LM381	Stereo pre-amp IC	61-00381	3.27
NE544	14 pin DIL servo driver IC	61-00544	1.80
NE555N	Multi-purpose low cost timer	61-05550	0.21
uA741CN	DIL low cost op-amp	61-07411	0.42
TDA1062	RF oscillator and mixer system for 1-200MHz	61-01062	1.95
TDA1083	Portable radio AM/FM audio in one IC	61-01083	1.95
HA1388	18W PA from 14V	61-01388	2.75
MC1496P	Double balanced mixer/modulator	61-01496	1.25
TDA2002	8W into 2 ohms power amp	61-02002	1.25
ULN2283	1W max 3-12V power amp	61-02283	1.00
CA3089	FM IF amp, detector, mute, AFC, AGC system	61-03089	2.84
CA3130E	BIMOS op amp	61-31300	0.80
CA3140E	BIMOS version of 741	61-31400	0.46
MC3359	Low current dual conversion NBFM IF and det	61-03859	2.95
LM3900	Quad norton amp	61-39000	1.20
LM3909N	8-pin DIL LED flasher	61-39090	0.68
KB4412	Two balanced mixers IF amp with AGC for AM/SSB	61-04412	1.95
ICM7555	Low power CMOS version of 55 timer	61-75550	0.98
HA11225	Low noise FM IF	61-11225	1.45
HA12017	83dB S/N phono preamp 0.001% THD	61-12017	0.80
MC14412	300 baud MODEM controller (Euro/US specs)	61-14412	6.85

Selected Lines

PB2720	80dB Piezo Buzzer	43-27201	0.55
10M15A	10.7 Filter	20-10152	2.10
10M08AA	10.695 Filter	20-11152	3.49
FC177	LCD Freq. Meter	39-17700	20.00
CM161	Min LCD Clock	40-80161	8.25
	BBC to Centronics Cable	03-10019	7.25
	Dragon to Centronics Connect Cable	03-10017	7.25
	C12 Computer Cassette Tape	21-00012	0.55
8x0.3"	IC socket	28-00800	0.12
14x0.3"	IC socket	28-14000	0.13
16x0.3"	IC socket	28-16000	0.13
6V	KUIT-A Relay	46-80000	0.48
9V	KUIT-A Relay	46-80001	0.48
12V	KUIT-A Relay	46-80002	0.48
CX120P	COAX Relay	46-90120	11.96
CX520D	COAX Relay	46-90520	26.98
CX540D	COAX Relay (BNC)	46-90540	26.98

Books

Beginners Guide to Amateur Radio	02-11262	4.50
Beginners Guide to Electronics	02-04134	4.50
Active Filter Cookbook	02-21168	12.70
CMOS Cookbook	02-21398	11.85
TTL Cookbook	02-10358	11.00
Design of Active Filters	02-21539	10.15
Design of Op-amp Circuits with experiments	02-21537	9.30
Effectively Using the Oscilloscope	02-21794	9.30
The ZX Spectrum	02-90100	5.95
Practical Design of Digital Circuits	02-11831	10.45
Electronic Projects for Home Security	02-05351	3.80
Electronic Telephone Projects	02-21618	7.60
55 Timer Applications Sourcebook	02-21538	6.40
Television Engineers Pocket Book 7th Ed	02-21313	8.50
Electronics Pocket Book	02-21309	7.50
99 Practical Electronic Projects	02-21635	5.90
More Electronic Projects in the Home	02-21307	3.80
The Radio Amateurs Question and Answer Reference Manual	02-02157	5.95
Basic Programming on the BBC Microcomputer	02-06640	5.95
Using Microprocessors and Microcomputers: The 6800 Family	02-98728	11.05
Z-80 Microcomputer Design Projects	02-21682	12.70
Z8000 Microprocessor: A Design Handbook	02-37345	16.10



68000: Principles and Programming	02-21853	12.70
8085A Cookbook	02-21697	13.55
Handbook of Electronic Tables Formulas	02-21532	11.00
Popular Circuits: Ready Reference	02-04585	13.95
Semiconductor Data Book 11th Edition	02-04797	9.00

Cirkit. Making it

Cirkit stock all the components, accessories and tools and the kits you're looking for.

Designed and selected to offer the best possible standards at the best possible price.

Cirkit's always well stocked.

As soon as new products are available, Cirkit has them.

When it comes to kits, Cirkit's got the lot. At the price you want to pay.

Just send for our catalogue or visit one of our three outlets at:

200 North Service Road,
Brentwood, Essex. CM14 4SG;
53 Burrfields Road,
Portsmouth, Hampshire. PO3
5EB; Park Lane, Broxbourne,
Hertfordshire. EN10 7NQ.

Please add 15% VAT to all advertised prices and 60p post and packing. Minimum order value £5 please. We reserve the right to vary prices in accordance with market fluctuation.

Cirkit Kits

CIRKIT ELECTRONICS TOOL KIT

Contains: 15W Soldering Iron 2 spare bits, heat shunt, solder, pliers, cutters, and screwdriver 40-00007 15.56

AUDIO FUNCTION GENERATOR

Versatile waveform generator with sine, triangular and square wave outputs. On board mains PSU 41-01302 27.00

STEREO 40W AMPLIFIER

Single board 40W per channel stereo amplifier 41-01301 38.00

STEREO VU METER

5 LED per channel stereo VU meter for use with stereo amplifiers 41-01401 11.50

5W AUDIO AMP

A very compact audio output stage for use in a wide range of equipment 41-01406 4.60

UNIVERSAL AMP

A universal audio pre-amp with a gain of 10 41-01604 6.45

MONO REVERBERATION UNIT

Single channel, spring line reverb unit to add echo effects to tape recording etc. 41-01602 10.00

TONE GENERATOR AND DETECTOR

Very low distortion tone generator and signal detector for circuit fault finding 41-01603 10.45

10MHz DFM

8 Digit LED digital frequency meter and period measurement 41-01500 54.10

50MHz PRESCALER


Extend the range of the 10MHz DFM to 50MHz 41-01501 8.55

1-5MHz PRE AMP

Low frequency pre-amp and waveform shaper for the 10MHz DFM 41-01502 5.13

1-30V 1mA-2A PSU

Adjustable 1-30V Power supply with pre-settable current limit from 1mA-2A 41-01600 37.46



Centronics Interface

5-12V 1A PSU


Adjustable PSU from 5-12V with current protection, 1 amp max output 41-01504 6.45

1-30V 1.5A PSU

1-30 volt adjustable PSU with protected output up to 1.5 Amps 41-01402 10.45

3 DIGIT LED DVM

DVM to read up to 99.9 volts or configured as an ammeter to read up to 9.99 amps 41-01403 17.00



10MHz DFM

INFRA RED LINK

Single channel IR Link with relay output 41-01300 9.60

TEMPERATURE SENSOR

Thermistor based temperature sensor with relay output 41-01303 6.20

LOCOMOTIVE SOUND GENERATOR

Realistic steam sound and whistle for model railways 41-01304 9.20

LAMP DIMMER

Control lamps and drill speed 41-01305 5.70

WATER LEVEL ALARM

Alarm to indicate high water level or flooding 41-01601 2.70

3 NOTE CHIME

Doorbell chime with adjustable tones 41-01503 7.00

2M PRE AMP

Miniature low-noise MOSFET pre-amp for the 2m amateur band 41-01307 3.91

2M CONVERTER

Low noise 144MHz-28MHz amateur band converter 41-01306 17.35

2M POWER AMP

20W - 10dB gain - power amplifier for the 2m band. Automatic TX switch over, RX pre-amp, robust construction 41-01404 32.87

70cm PRE AMP

Low noise, miniature pre-amp for the 70cm amateur band 41-01506 4.78

70cm CONVERTER

70cm to 144MHz low noise converter featuring pre-aligned helical filter, schottky diode mixer and low noise transistors 41-01405 21.50

70cm PA

10W Power amp to boost the output of handheld and portable 70cm transceivers 41-01505 33.82

CRYSTAL CALIBRATOR

Crystal reference calibrator for alignment of receivers, outputs at 4.2, 1MHz, 100, 50 AND 10KHz 41-00801 4.32

CB NOISE SQUELCH

Improves to mute performance of the majority of CB rigs 41-01605 5.40

CENTRONICS INTERFACE

Connect your personal computer to the outside world via the Centronics printer output 41-01406 22.50

To: Cirkit Holdings PLC, Park Lane, Broxbourne, Hertfordshire. EN10 7NQ.
I enclose 85p. Please send me your latest catalogue and 3 x £1 discount vouchers!
If you have any enquiries please telephone us on Hoddesdon (0992) 444111.

Name _____

Address _____

Telephone _____

Area of Special Interest _____

ET11

Cirkit
Bigger Stock. Better Service.

New Winter
Catalogue
Out Now!

IC RELIABILITY

How reliable are standard ICs? What makes them not work properly?

Conventional wisdom has it that, after early failure, ICs are by and large pretty damn reliable. However, that doesn't mean that there aren't rogue or 'problem' devices — for example, see the telex reproduced here, about a device which was successfully used by a contributor to 'Electronics Monthly', but which has subsequently been withdrawn by the manufacturer.

84-10-30 14:21
 *
 8811896ASP G
 23272 GIMOST G
 30 OCT 84 ATTN: H ARMSTRONG TLX LON 3505

REF: AY-3-1270
 REGRET TO INFORM U THAT I AM UNABLE TP PROVIDE U WITH A SOURCE FOR ABOVE PRODUCT DUE TO REASONS OF DEVICE RELIABILITY.

RGDS I MCCALL
 JW
 NNNN*
 8811896ASP G
 23272 GIMOST G

Elsewhere in this issue, we carry details of a 'fix' for our original 64k DRAM card. This 'fix' was made necessary because we had a number of readers telling us that they couldn't get the dratted thing to work, and we couldn't get one that we had recently built ourselves to go — even after amending the PCB in a couple of places!

Added to this we also had informal indications (ie, nothing you could quote anyone on) that the DRAM controller IC, 74LS608, was a 'problem device'. So what makes a 'problem device'? We talked to Texas Instruments, the manufacturers of the device in question, to find out their side of the story.

Firstly, no one was aware of a specific problem with the '608, and we wouldn't identify the person who had told us that it was a 'problem device'. Although they could not locate any documentation to confirm it, there was the suggestion that there might have been some revisions to the die at a relatively early stage in the production run.

Looking at the DRAM card circuit, TI's engineers were not that happy about the delay sections formed by R1, C1, D1 and R2, C2, D2. The problem is that IC17a and b, the devices that immediately follow the delay circuits, are not Schottky devices, so the rise times from them would not be particularly fast, and this could cause problems with edge-triggered inputs. However, this was unlikely to be the cause of the problem here.

We then discussed the problems associated with the power-up of this and any other MSI device. This discussion was prompted by the section in the original article which suggested that some earlier production devices may have had problems with the power-on reset circuitry (which ties up with the suggestion that there may have been some revision of the die).

One of the problems with this and other computer add-on projects is that it is not possible to predict how power will be applied to the circuit — for instance, it may come on very quickly, there may be transients associated with ringing (although we hope that this sort of problem would be dealt with by most monolithic regulators), or the power might come on very slowly. The last of these is one possible cause of the problems with the DRAM card.

Different sections of a large or medium scale integrated device will start to function at different supply voltages. So if the supply voltage builds up very slowly after switch-on, it is possible, even likely in some cases, that fault conditions will develop that lead to a latch-up which will persist even when full power is applied to all sections.

Another problem is associated with ringing on input (or even output) lines. Readers will know how easy it is for a square-wave to acquire ringing — all it takes is a little unwanted inductance here, a little stray capacitance there, and bingo!, the square wave is ringing like Big Ben!

In a TTL (or CMOS) circuit, this can cause havoc. The problem is that the ringing excursions can take the input (or output) voltage above or below the positive or negative supply lines, respectively. This is a more manageable problem in discrete component circuits, because you always know what the real circuit is; however, with integrated circuits, there are always parasitic devices; eg transistors or thyristors, that have

The TI Score

Readers will remember that a little while back, it was alleged that possibly faulty chips had been sold on defence contracts. Quite a stir was created, with the story making the evening TV news and front pages of several papers.

The truth is a little more mundane, but in its own way equally alarming. According to a letter in the trade press (Electronics Times, 25 Oct) from Peter Van Cuylenburg, TI's MD, the ICs were properly tested. However, the tests did not conform to those laid down in the specifications for the devices, but, according to Mr Cuylenburg and to the Pentagon, the tests carried were actually more appropriate to the way the devices were to be used than the tests laid down in the specification.

However, no-one has yet explained how the wrong tests came to be carried out and how it came to be that this was not picked up at a much earlier stage. This failure is, if anything, considerably more worrying than a few rogue devices finding their way into the system.

been produced inadvertently while making the wanted devices. This is as a direct consequence of all the devices on an IC being made on the same piece of silicon, and much of the design effort in laying out an IC is devoted to avoiding problems from parasitic devices.

The objective will be to ensure that, under normal operating conditions, the parasitic devices will all be biased off. However, input and output conditions which exceed the supply lines — such as occur with ringing — can cause a parasitic device to come on, leading to the generation of a false logic state, or even to complete latch-up.

For example, some MOS DRAMs are very sensitive to over-shoot and under-shoot, and will latch up completely due to the presence of parasitic thyristors. However, so long as the signal lines do not exceed the supply lines, these devices will be perfectly reliable.

Whilst we're on the topic of supply lines, another problem is that they tend to be rather noisy, particularly in TTL circuits where fairly high currents are being switched. For this reason it is not good practice to tie any IC inputs to the positive supply line — although we

all do it. The safest option is to design around this in the first place, where this is possible, but otherwise tie inputs to the output of a spare gate, or use a pull-up resistor. Again, this is a particular problem with edge-triggered inputs, where noise on the supply line can lead to false triggering.

So do problem devices exist after all? TI are confident that all their devices meet the published specifications. That said, there will inevitably be some devices that will be rather more sensitive to circumstances of their use than one would like. Obviously, when introducing a new device, a semiconductor manufacturer cannot imagine — let alone test — all possible applications or circuit lay-outs. Basically, it is all too easy to inadvertently exceed the specification of an IC without realising it, and it will be only after extensive testing that you will find out what is going wrong. Fortunately, most devices are reasonably tolerant of minor violations on most of the specs.

Meanwhile, TI and ourselves will be investigating the 64k DRAM card further, to see what has been causing the problem. We'll let you know of the outcome when we have something to report.

ETI

IC Testing

The testing that a standard IC goes through lasts all the way through its production process, and begins even before the wafer on which it is made is fabricated. The selection of materials, the growing of the crystal, the slicing of the crystal up into wafers and the growing of an epitaxial layer on the wafer are all closely monitored.

At every stage of the diffusion of dopants into the wafer checks are carried out on the resistivity of the silicon — obviously, this is influenced by the amount of impurity which has been absorbed.

Next, checks are performed on the test geometries that are placed on each wafer for no other reason. If you see a wafer before it is sliced up, you will notice that four or so dies are actually different from the rest — these are the test geometries, and simple go/no-go measurements can be carried out on these to detect gross faults.

The finished wafer then passes to a test bed where each die is tested as follows:

1. Basic electrical test;
2. Truth table check (does it do what it is supposed to do?);

3. Functional test (does it work in a circuit?)

4. Parametric test (does it live up to the fine print in the data sheet?).

Any dies that fail this test get a red dot of ink, and are discarded at the next stage, where the wafer is sliced up into dies and packaged. After packaging, every single IC goes through the same test programme again. Only after this do the ICs get 'symbolised' (ie, labelled).

The next stage is only carried out on military equipment or on larger dies, eg microprocessors; this is testing at an elevated temperature, and temperature cycling. This tests for two things: firstly, it will check to see that the die is properly mounted, otherwise the expansion and contraction will detach it; and it also accelerates early failures.

In fact operating at an elevated temperature greatly decreases the life of all devices, and one of the quality control tests that a competent manufacturer will be doing is testing samples of all devices at an elevated temperature to see how long they last. This can then be extrapolated back to devices used at normal temperatures to see if there is any sort of longevity problem with them.

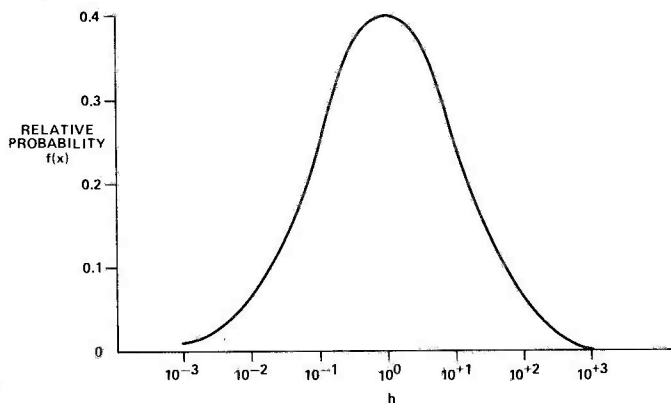


Fig. 1 Typical IC failure rate against time — the actual time-scale will vary, though.

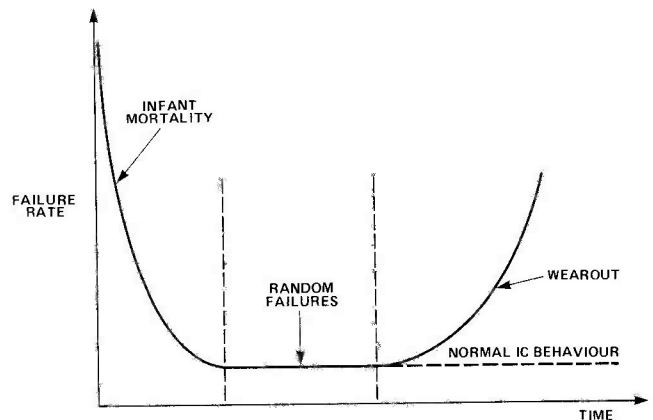


Fig. 2. Long-term failure rate — electronic components should not wear out unless there are problems.

ELECTRONIC SIREN KIT

Produces an extremely loud piercing swept frequency tone from a 9-15V supply. Enable input for easy connection to alarm circuits. Includes 5in. Horn Speaker.

£7.90

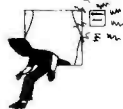
Mini Siren

As above, but with a small speaker (instead of horn speaker) for internal use.

£4.30

SECURITY PRODUCTS

Protect your home and property and save by building your own burglar alarm system.



- Stair Mat 23 x 7 in (950 120) £1.70
- Floor Mat 29 x 16 in (950 125) £2.60
- Tamper-proof connecting block (950 110) £0.30
- Door/Window Contacts. Flush mounting, 4 wire. Magnet/switch Per Pair. (950 140) £1.05
- Window Tape 0.5" wide. 50m. (950 145) £2.50
- Window Tape Terminations Per pair. (950 150) £0.36
- Key-operated Switch. 1.5A/250V (350 128) £4.50
- SPST Heavy chrome metal. (950 160) £26.00
- Ultrasonic Burglar Alarm. Self-contained mains or battery powered unit complete with horn and AC adaptor. £45.00 + p&p £2.20
- 8W Horn Speaker. 5.5 ins. 8 ohm. Ideal for sirens, etc. 2.5m lead and 3.5mm jack plug. (403 148) £6.15

IR GARAGE DOOR CONTROLLER KIT

For controlling motorised garage doors and switching garage and drive lights on/off up to a range of 40 ft.



Lots of applications like controlling lights and TVs,

etc. in the home. Ideal for aged or disabled persons. This coded kit comprises of a mains powered infra-red receiver with a normally open relay output plus two latched transistor outputs. battery-powered transmitter and opto-isolated solid state mains switch.

- XK103 £25.00
- XK105 Extra transmitters £10.50

PANTEC KITS

- PN2 FM Micro Transmitter £7.50
- PN3 Stabilised Power Supply £13.70
- PN5 2 x 10w Stereo Amplifier £14.50
- PN6 2 x 40w Stereo Amplifier £24.95
- PN7 Pushbutton Stereo Preamp £12.80
- PN8 Tone & Volume Control £13.60
- PN11 3w FM Transmitter £11.95
- PN13 Single Channel FM Transmitter £9.80
- PN14 Receiver for above £15.50

TOP QUALITY... TOP SERVICE BOTTOM PRICES!

For FREE CATALOGUE send 9" x 6" SAE — contains full list of stock range all at very competitive prices. Cash with order (except account customers). Access or Barclaycard telephone orders welcome. Add 65p p&p + 15% VAT to all UK orders. Overseas customers add £2.50 p&p Europe, £6.00 elsewhere. Giro No. 529314002. Goods by return subject to availability. Shop open 9am — 5pm (Mon-Fri). 10am — 4pm (Sat). ALL PRICES EXCLUDE VAT



CHRISTMAS PRESENTS GALORE

BEGINNERS' PROJECTS PACK
Contains solderless breadboard, components and booklet with instructions to build TEN fascinating electronic projects, e.g. thermostat, burglar alarm, light operated switch, electronic lock, touchswitch, siren. Requires 9V PP3 battery. £12.50

MW RADIO KIT
Based on ZN414 IC, kit includes PCB, wound aerial and crystal earpiece and all components to make a sensitive miniature radio. Size: 5.5 x 2.7 x 2 cms. Requires PP3 9V battery. IDEAL FOR BEGINNERS. £5.50

3-NOTE DOOR CHIME
Based on SAB0600 IC the kit includes all drilled box (95 x 71 x 35mm) PCB, pre-instructions. Requires a 9V battery and pushswitch. IDEAL PROJECT FOR BEGINNERS. Order as XK102. £5.50

20kV MULTIMETER
19 ranges including 10A dc. Resistance to 10M, ac & dc volts to 1kV. Battery checker and continuity buzzer. Size: 135 x 89 x 40mm. (405 104) £11.75

DIGITAL MULTIMETER
19 ranges including dc current to 10A, resistance to 20M, ac & dc volts and npn/pnp transistor gain. Full overload protection. Comes with test leads, battery and case. Size: 175 x 93 x 42mm (405 204) £32.00

20kV MULTIMETER
23 range quality multimeter with 12A dc current, ac and dc volts to 1200V, resistance to 1M and dB scale. Transistor gain and leakage scales, battery tester. Size: 155 x 102 x 56mm. (405 106) £16.95

STOCKING FILLERS All full spec. branded devices.

- PACK (1) 650 Resistors 47 ohm to 10Mohm — 10 per value £4.00
- PACK (2) 40 x 16V Electrolytic Capacitors 10µF to 1000µF £3.25
- PACK (3) 60 Polyester Capacitors 0.01 to 1µF/250V — 5 per value £5.55
- PACK (4) 45 Sub-miniature Presets 100 ohm to 1 Mohm — 5 per value £2.90
- PACK (5) 30 Low Profile IC Sockets 8, 14, and 16 pin — 10 of each £2.40
- PACK (6) 25 Red LEDs (5mm dia.) £1.50

INFRA-RED REMOTE CONTROL KITS



These kits are designed to enable infra-red remote control to be incorporated into virtually any application from switching car locks or alarms to controlling Hi-Fi or TV. The application will determine the interface circuitry between the receiver and the controlled device. General instructions and applications are supplied. The kits are coded and provide a high degree of security and noise immunity.

MK18 Transmitter Kit — for use with MK11/MK12 receivers. Requires PP3 battery. Size: 8 x 2 x 13cms. Range approx 60 ft. £6.80


Keyboards for MK18
 MK9 4-way for use with MK12 £1.90
 MK10 16-way for use with MK12 £5.40
 MK13 11-way for use with MK11 £4.35
MK11 Receiver Kit — mains powered. Provides 10 latched plus 3 analogue outputs ideal for controlling audio amplifiers, TV or lighting where control of light brightness is required. £13.50

MK14 AC Power Controller Kit — for (phase) controlling AC loads from MK11 analogue outputs, eg lamp dimming. £5.20

MK19 Stereo Amplifier Controller Kit — for remote control of bass, treble and volume (or balance) by MK12. Includes a one of 10 decoder remote channel or input selection. May be connected between the pre-amp and power amp of almost any audio system. £10.70

MK12 Receiver Kit — mains powered with 16 latched or momentary outputs. Latched version is for applications requiring one output on at a time, eg TV channel selection. Momentary type gives an output only during transmission. Lines may be latched as required. Size: 9 x 4 x 2cms. £13.50

MK15 Dual Latched Solid State Relay — for switching mains loads such as lamps, TVs, etc. from the outputs of the MK12 (momentary). 15 items may be switched independently using 8 MK15s. Triacs (not supplied) switch at mains zero to reduce interference. £4.50



MICROPROCESSOR TIMER KIT

Designed to control 4 outputs independently switching on and off at preset times over a 7-day cycle. LED display of time and day, easily programmed via 20 way keyboard. Ideal for central heating control (including different switching times for weekends). Battery back-up circuit. Includes box. 18 time settings.



- CT6000K £39.00
- XK114. Relay Kit for CT6000 includes PCB, connectors and one relay. Will accept up to 4 relays. 3A/240V c/o contacts £3.90
- 701 115 Additional Relays £1.65

ELECTRONIC LOCK KIT

With hundreds of uses indoors, garages, car anti-theft devices, electronic equipment, etc. Only the correct easily changed four-digit code will open it! Requires a 5-15V DC supply. Output 750mA. Fits into standard electrical wall box. Complete kit (except front panel) XK101 £11.50
Electric Lock Mechanism for use with existing door locks and the above kit. (Requires relay.) 12V AC/DC coil. (701 150) £14.95

HOME LIGHTING KITS

These kits are designed to replace a standard wall switch to control up to 300w of lighting.



- TDR300K Remote Controlled Light Dimmer £14.95
- MK6 Transmitter for above £4.50
- TD300K Touch Dimmer £7.75
- TS300K Touch Switch £7.75
- TDE/K 2-way extension for above kits £2.50
- LD300K Rotary controlled Light Dimmer £3.95

DISCO LIGHTING KITS

DL1000K — This value-for-money 4-way chaser features bi-directional sequence and dimming. 1kW per channel. £15.95
DL21000K — A lower cost uni-directional version of the above. Zero switching to reduce interference. £8.95
 Optional opto input allowing audio 'beat'/light response (DLA/11) 70p
DL3000K — 3-channel sound to light kit features zero voltage switching, automatic level control and built-in microphone. 1kW per channel. £12.95

OTHER KITS

- CT1000K Clock/Timer £14.90
 - CT1000KB Clock/Timer + Box £17.40
 - XK126 DVM/Thermometer £15.50
 - MK1 Thermostat £4.60
 - MK2 Solid State Relay £2.60
 - MK4 Temperature Control £6.50
 - MK5 Mains Timer £6.50
 - MK6 Infra Red Transmitter £4.50
 - MK7 Infra Red Receiver £10.50
- All kits include PCBs, components and assembly instructions. For further details send S.A.E.

ELECTRONICS

11-13 Boston Road

London W7 3SJ

ORDERS
01-567 8910

ENQUIRIES
01-579 9794

01-579 2842 TECHNICAL AFTER 3pm



LOOK! UNBEATABLE VALUE

TANDON 5 1/4" THIN LINE FLOPPY DISK DRIVES
SINGLE SIDED DOUBLE DENSITY £100
DOUBLE SIDED DOUBLE DENSITY £130

BRAND NEW
**DON'T DELAY—
ORDER TODAY!**

H.P. SPECTRUM ANALYSER 8551A 10MHZ - 12.4GHZ with P.O.A.
851B display

TEK455 Dual Trace 50MHZ Delay Sweep £850
GOULD OS 3500 Dual Trace 60MHZ Delay Sweep £600

OSCILLOSCOPES

2 TEK 454 Dual Trace 150 MHZ Delay Sweep £700
6 TELEQUIPMENT D83 Dual Trace 50MHZ Delay Sweep £400
7 **TEK 463 Dual Trace 50MHZ Delay Sweep** £375
9 COSSOR 4100 Dual Trace 75MHZ Delay Sweep £375
10 SOLARTRON CD1740 Dual Trace 50MHZ Dual TB £250
14 TEK 585A Dual Trace 85MHZ Dual TB Delay Sweep £200
15 COSSOR CDU 150 Dual Trace 35MHZ Delay TB £200
17 SELABS SM111 Dual Trace 20MHZ £200
23 SOLARTRON CD1400 Dual Beam 15MHZ £100

STORAGE OSCILLOSCOPES

35 TELEQUIPMENT DM64 Dual Trace 10MHZ £350
36 TEK 584 Dual Trace 10MHZ Delay Sweep £275

37 **TEK Spectrum Analyser 50HZ-36MHZ 547** £780
Mainframe IL5 and IL10 plug in units. P.O.A.

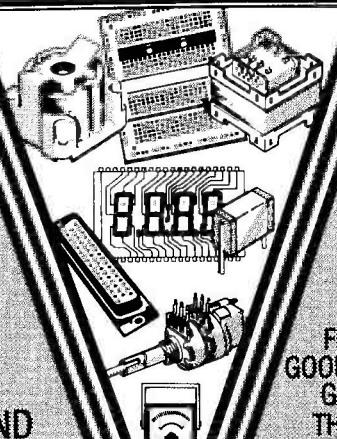
40 TELEQUIPMENT CT71 CURVE TRACER £400
42 H.P. SHF SIG GEN 620B 7-11GHZ £350
46 H.P. UHF SIG GEN 612A 450-1230MHZ £200
50 MARCONI AM/FM Sig Gen TF2008 10KH-510MHZ £1250
52 MARCONI AM/FM Sig Gen TF10668/6 10-470 MHZ £325
59 MARCONI AM/FM Sig Gen TF995A/21.5-220MHZ £250
63 MARCONI VHF Sig Gen TF10648/5M 68-108, 118-185-450-470MHZ £110
63 MARCONI OUTPUT TEST SET TF 1065 for use with TF1064 & TF995 range Sig Gens £75
66 ADVANCE AM Sig Gen E2 100KHZ-100MHZ £40
72 TEK Constant Amplitude Sig Gen 190B 350KHZ/50MHZ £100
74 MARCONI WIDE RANGE OSC TF-13704 10HZ to 10MHZ sine and square £95
80 WAYNE KERR AF Sig Gen S121 10HZ-120KHZ £40
87 H.P. Pulse Gen 214A 10HZ-1MHZ £250
89 EH PULSE GEN 139L 1KHZ-20MHZ Single/Double Sweep £200
99 TEK TIME MARK GEN 180 £40
102 BONTON D METER 260A 50KHZ-50MHZ £250

104 MARCONI D METER TF329G 50KHZ-50MHZ £150
106 MARCONI UNIVERSAL BRIDGE TF1313 0.25% £200
108 MARCONI INSTIU UNIVERSAL BRIDGE TF2701 Battery Operated £300
109 Wayne Kerr Autobalance Component Bridge 8421 £250
114 Wayne Kerr Component Bridge BS21 (CT375) L 100uH-500kH; C1pF-5F; R1 milliohm-1000ohm £35
117 Wayne Kerr VHF Admittance Bridge 8801 with Source S161 & Detector R161 £400
119 MARCONI AM/FM Mod Meter TF2300S 2-100MHZ £375
123 AIRMCC MOD METER AM/FM type 210 3-300MHZ £95
124 MARCONI RF MILLIVOLTMETER TF2603 50KHZ-1500MHZ 1mV-3VFSO £375
125 MARCONI ELECTRONIC VOLTMETER TF260420HZ-1500MHZ AC/DC/Ohms AC300mv-300V FSD; OC 200mV-1KV FSD £175
144 AVO MULTIMETER Model 7 P&P E7 £20
146 AVO MULTIMETER Model 8 P&P E7 £45
152 MULTIMETER U4324 33 switched ranges 20K Ohm per volt Complete with leads & battery. Brand New. One year guarantee P&P E4 £16
160 FARNELL STAB PSU TSV30/5 0-30V 5A. Current limiting Metered £85
161 FARNELL STAB PSU TSV30/2 0-30V 2A Current limiting metered £50
163 ROBAND VARECO PSU type 33-2 0-33V 2A Current limiting metered (in current production) £100
169 KINGSHILL STAB PSU Model 500 0-60V 0.5A. Current limiting Metered P&P E7 £40
180 BRANDENBURGH PHOTOMULTIPLIER PSU 47R 10-2100V 5mA Metered £200
190 VOLTEX PSU Model 82-635 -/-5V; -12V; -24V High current un-used £15
191 AC/DC ELECTRONICS PSU MODULE 251 5V 2A +/-12V 0.4A Un-used P&P E3 £15
206 B&K LEVEL RECORDER 2305 £400
209 B&K MEASURING AMPLIFIER 2606 2HZ-200KHZ £600
210 B&K BAND PASS FILTER SET Octave & 3rd Octave Weighing Networks ABC £550
211 B&K DIGITAL EVENT RECORDER 7502 £1500
225 DAWE OCTAVE BAND SOUND LEVEL METER type 6419c £150
281 H.P. LOGICSTATIC ANALYSER 1602A £450
286 AVO VALUE CHARACTERISTIC METER VCM 163 £275
293 MARCONI AF POWER METER TF893A £75
297 MARCONI DIFFERENTIAL DC VOLTMETER TF2606 0-1100V £225
300 R&S POLYSKOP SWOB1 BN 4244/2/50 £350
Also in stock NEW OSCILLOSCOPES, MULTIMETERS etc.

THIS IS A VERY SMALL SAMPLE OF STOCK. SAE or Telephone for LISTS
Please check availability before ordering. Carriage all units £10 VAT to be added to Total of Goods & Carriage.

FOR QUALITY COMPONENTS BY MAIL ORDER

ELECTROVALUE



**FREE
44 PAGE
PRICED AND
ILLUSTRATED
CATALOGUE
ON REQUEST**

**FREE POSTAGE
GOOD DISCOUNTS
GOOD SERVICE
THOUSANDS OF
STOCK ITEMS
PHONE YOUR ORDER
ACCESS OR
BARCLAYCARD**

ELECTROVALUE LTD 28 St. Jude's Road, Englefield Green, Egham, Surrey TW20 0HB Phone Egham (0784) 33603. Telex 264475
North Branch, 680 Burnage Lane, Manchester M19 1NA
Phone 061 432 4945
Please mention this publication when replying

STEWART OF READING

110 WYKEHAM ROAD, READING, BERKS RG6 1PL
Telephone: 0734 68041

Callers welcome 9 a.m. to 5.30 p.m. Monday to Saturday inclusive

TOROIDALS

The toroidal transformer is now accepted as the standard in industry, overtaking the obsolete laminated type. Industry has been quick to recognise the advantages toroidals offer in size, weight, lower radiated field and, thanks to I.L.P., PRICE.

Our large standard range is complemented by our **SPECIAL DESIGN** section which can offer a prototype service within 14 DAYS together with a short lead time on quantity orders which can be programmed to your requirements with no price penalty.

15 VA
62 x 34mm 0.35Kg
Regulation 19%

No	Volts	Current
0x010	6+6	1.25
0x011	9+9	0.83
0x012	12+12	0.63
0x013	15+15	0.50
0x014	18+18	0.42
0x015	22+22	0.34
0x016	25+25	0.30
0x017	30+30	0.25

(encased in ABS plastic)

30 VA
70 x 30mm 0.45Kg
Regulation 18%

1x010	6+6	2.50
1x011	9+9	1.66
1x012	12+12	1.25
1x013	15+15	1.00
1x014	18+18	0.83
1x015	22+22	0.68
1x016	25+25	0.60
1x017	30+30	0.50

50 VA
80 x 35mm 0.9Kg
Regulation 13%

2x010	6+6	4.16
2x011	9+9	2.77
2x012	12+12	2.08
2x013	15+15	1.66
2x014	18+18	1.38
2x015	22+22	1.13
2x016	25+25	1.00
2x017	30+30	0.83
2x028	110	0.45
2x029	220	0.22
2x030	240	0.20

80 VA
90 x 30mm 1Kg
Regulation 12%

3x010	6+6	6.64
3x011	9+9	4.44
3x012	12+12	3.33
3x013	15+15	2.66
3x014	18+18	2.22
3x015	22+22	1.81
3x016	25+25	1.60
3x017	30+30	1.33
3x028	110	0.72
3x029	220	0.36
3x030	240	0.33

120 VA
90 x 40mm 1.2Kg
Regulation 11%

4x010	6+6	10.00
4x011	9+9	6.66
4x012	12+12	5.00
4x013	15+15	4.00
4x014	18+18	3.33
4x015	22+22	2.72
4x016	25+25	2.40
4x017	30+30	2.00
4x018	35+35	1.71
4x028	110	1.09
4x029	220	0.54
4x030	240	0.50

160 VA
110 x 40mm 1.8Kg
Regulation 8%

5x011	9+9	8.89
5x012	12+12	6.66
5x013	15+15	5.33
5x014	18+18	4.44
5x015	22+22	3.63
5x016	25+25	3.20
5x017	30+30	2.66
5x018	35+35	2.28
5x026	40+40	2.00
5x028	110	1.45
5x029	220	0.72
5x030	240	0.66

225 VA
110 x 45mm 2.2Kg
Regulation 7%

6x012	12+12	9.38
6x013	15+15	7.50
6x014	18+18	6.25
6x015	22+22	5.11
6x016	25+25	4.50
6x017	30+30	3.75
6x018	35+35	3.21
6x026	40+40	2.81
6x025	45+45	2.50
6x033	50+50	2.25
6x028	110	2.04
6x029	220	1.02
6x030	240	0.93

300 VA
110 x 50mm 2.6Kg
Regulation 6%

7x013	15+15	10.00
7x014	18+18	8.33
7x015	22+22	6.82
7x016	25+25	6.00
7x017	30+30	5.00
7x018	35+35	4.28
7x026	40+40	3.75
7x025	45+45	3.33
7x028	110	2.72
7x029	220	1.36
7x030	240	1.25

500 VA
140 x 60mm 4Kg
Regulation 4%

8x016	25+25	10.00
8x017	30+30	8.33
8x018	35+35	7.14
8x026	40+40	6.25
8x025	45+45	5.55
8x033	50+50	5.00
8x042	55+55	4.54
8x028	110	4.54
8x029	220	2.27
8x030	240	2.08

625 VA
140 x 75mm 5Kg
Regulation 4%

9x017	30+30	10.41
9x018	35+35	8.92
9x026	40+40	7.81
9x025	45+45	6.94
9x033	50+50	6.25
9x042	55+55	5.68
9x028	110	5.68
9x029	220	2.84
9x030	240	2.60

Why a Toroid?

- * Smaller size & weight to meet modern 'slimline' requirements.
- * Low electrically induced noise demanded by compact equipment.
- * High efficiency enabling conservative rating whilst maintaining size advantages.
- * Lower operating temperature.

Why ILP?

- * Ex stock delivery for standard 240v range.
- * Fast prototype service available.
- * 3 weeks despatch for special orders.
- * 2 year no quibble guarantee.
- * No price penalty for call-off orders.

Prices including P&P and VAT

VA	Size	£	VA	Size	£
15	0	7.06	160	5	12.17
30	1	7.67	225	6	13.75
50	2	8.90	300	7	14.97
80	3	10.06	500	8	19.60
120	4	10.65	625	9	22.30

For 110V primary insert "O" in place of "X" in type number.
For 220V primary (European) insert "1" in place of "X" in type number.
For 240V primary (UK) insert "2" in place of "X" in type number.
IMPORTANT: Regulation - All voltages quoted are FULL LOAD.
Please add regulation figure to secondary voltage to obtain off load volt. age.

Mail Order - Please make your crossed cheques or postal orders payable to ILP Electronics Ltd.
Trade - We will open your credit account immediately upon receipt of your first order.

Post to: ILP Electronics Ltd., Dept. 2
Graham Bell House, Roper Close,
Canterbury, Kent. CT2 7EP
Tel: (0227) 454778 Telex: 965780



ILP ELECTRONICS LTD.

T.V. SOUND TUNER


SERIES II BUILT AND TESTED Complete with case, £26.50 + £2.00 p&p.

TV companies do their best to transmit the highest quality sound. Given this background a compact and independent TV tuner that connects direct to your Hi-Fi is a must for quality reproduction. The unit is mains-operated. This TV SOUND TUNER offers full UHF coverage with 5 pre-selected tuning controls. It can also be used in conjunction with your video recorder. Dimensions: 10 1/2" x 7 1/2" x 2 1/2". E.T.I. kit version of above without chassis, case and hardware £16.20 plus £1.50 p&p.




Also available with built-in headphone amp. ONLY £32.50 + £2.00 p&p.

HI-FI SPEAKER BARGAINS



TOKUDEN - 8" 8 ohm full range 7 1/2W twin cone speaker. £3.50 + £1.10 p&p
GOODMANS - 7" 60W Bass/Mid. speaker. 8 ohm impedance. Freq. res. 40 - 6,000 Hz. 4 1/2" x 1 1/2" magnet. £14.95 + £1.75 p&p.
 4 1/2" 25W Bass/Mid. speaker. 4 ohm impedance. With rolled surround. £4.95 + £1.50 p&p
 Tweeters: 8 ohm soft dome radiator type. (3 1/2" sq.) For use in systems up to 40 watts. £3.95 ea. + £1 p&p or £6.95 pr. + £1.50 p&p
EAGLE - Full range 8" 20W, Bohm. Twin cone with rolled surround. £8.95 + £2.20 p&p. Full range 6 1/2" 15W, 8 ohm. Twin cone with rolled surround. £5.95 + £2.20 p&p. Full range 4" 8W, 8 ohm With rolled surround. £4.95 + £1.50 p&p.

PE STEREO CASSETTE RECORDER KIT



Noise Reduction System
 Auto Stop Tape Counter Switchable E.Q.
 Independent Level Controls Twin V.U. Meter Wow & Flutter 0.1% Record/Playback I.C. with Electronic Switching Fully Variable Recording Bias for Accurate Matching of all Tapes Metal, Chrome Dioxide, etc.
 Kit includes tape transport mechanism, ready punched and back printed quality circuit board and all electronic parts i.e. semiconductors, resistors capacitors, hardware, top cover, printed scale and mains transformer. You only supply solder and hookup wire.
 Featured in April issue P.E. Reprint 50p Free with kit. £34.50 + £2.75 p&p Complete with case.

125W HIGH POWER AMP MODULES

The power amp kit is a module for high power applications - disco units, guitar amplifiers, public address systems and even high power domestic systems. The unit is protected against short circuiting of the load and is safe in an open circuit condition. A large safety margin exists by use of generously rated components, result, a high powered rugged unit. The PC board is back printed, etched and ready to drill for ease of construction and the aluminium chassis is preformed and ready to use. Supplied with all parts, circuit diagrams and instructions.



SPECIFICATIONS:
 Max. output power (RMS): 125 W. Operating voltage (DC): 50 - 80 max. Loads: 4 - 16 ohm
 Frequency response measured @ 100 watts: 25Hz - 20KHz. Sensitivity for 100w, 400mV @ 47K. Typical T.H.D. @ 50 watts, 4 ohms, 0.1%. Dimensions: 205x90 and 190x36mm.

Accessories: Stereo mains power supply kit with trans. £10.50 + £2 p&p. Mono: £7.50 + £2 p&p

KIT £12.00 + £1.15 p&p. BUILT £17.50 + £1.15 p&p.

STOCK CLEARANCE

(Trade enquiries welcome)
 IC regulated P.S.U. utilising (Motorola MC 7818 CT)
 All components inc. mains transformer are mounted on a 4" x 2 1/2" P.C.B. Input 220/240 AC, output 18V DC @ 350mA. Very low ripple & short-circuit protected. Ready built £2.75p + 50p P&P.
 Miniature main transformers.
 sec: 6 - 0 - 6 V @ 4 VA PR1: 220/240V 4 for £2.50p + 50p P&P.
 6V mains adaptor
 13 amp plug-in type Flying lead output with 2.1mm female plug. Max. output 150mA D.C.
 £2.00p + 50p P&P.
 Stabilised 9V mains adaptor
 Fully encapsulated with flying mains & output leads. Max. output: 200mA D.C. Size 2 1/2" x 2 1/2" x 2" approx. £2.40p + 50p P&P.
 P.C.B. copper laminate: Single sided 16" x 14" - 1/16" thick. £1.30p + 50p P&P.
 Ready built Audio modules by MULLARD LP 1183 Stereo preamp module suitable for ceramic p.u., radio/aux. inputs. Direct tag-out connections to bass, treble & level controls. Supply 18-24V D.C. P.C.B. size 3 1/2" x 3 1/2". £1.00p + 50p P&P.
 LP 1184 as above, but with magnetic p.u. input. Size 4 1/2" x 4" approx. £1.50p + 50p P&P.
 LP 1173 10W into 4 ohm Discrete power amp module. Supply 24V D.C. Size 4 1/2" x 2 1/2" x 1" £2.95p + 50p P&P.
 2N3055 FERRANTI Power Transistors 4 for £1.25p + 50p P&P.
 TBA 800 SGS/ATES 7 watt audio IC 2 for £1.00p + 20p P&P.
 SONOTONE KS40a/3509 Stereo Ceramic Cartridge. £2.95p + 50p P&P.

PAIR 10W SPEAKERS
 Incorporates 4 1/2" 10 watt speaker. Finished in teak veneer simulate. Built, ready to use. Ideal extension spkrs. 12 1/2" x 7 1/2" x 4 1/2" ins. £14.95 + £1.75 p&p.

STEREO TUNER KIT

SPECIAL OFFER!
 £13.95 + £2.50 p&p.
 This easy to build 3 band stereo AM/FM tuner kit is designed in conjunction with PE (July 81) For ease of construction and alignment it incorporates three Mullard modules and an I.C. IF System. Front scale size 10 1/2" x 2 1/2" approx. With diagram and instructions.

MONO MIXER AMP

Ideal for halls and clubs.
 £45.00 + £2 p&p.
 50 Watt, six individually mixed inputs for 2 pickups (Cer. or mag), 2 moving coil microphones and 2 auxiliary for tape tuner, organs etc. Eight slider controls - 6 for level and 2 for master bass and treble. 4 extra treble controls for mic. and aux. inputs. Size: 13 1/2" x 6 1/2" x 3 1/2" app. Power output 50 W RMS (cont.) for use with 4 to 8 ohm speakers. Attractive black vinyl case with matching fascia and knobs. Ready to use.

FIND YOUR WAY THROUGH THE DIGITAL ELECTRONICS MAZE



First there was **SUPERKIT** and now... **NEW SUPERKIT II**

This practical self-instruction kit has been developed to extend the original beginners' SUPERKIT. SUPERKIT II includes an instruction manual and many more components, enabling you to design and use adders, subtractors, counters (ripple, up/down, synchronous, decade and Gray code), registers, pattern recognisers and 7-segment displays. You need the board and components from SUPERKIT to enable you to build the circuits in SUPERKIT II. Together the two kits provide an excellent introduction to digital electronics - what really goes on inside a computer.

- SUPERKIT (SUP) £22.00**
- SUPERKIT II (SUP II) £16.00**
- Special price £35.00 for both (SUP + II) (inc. VAT and p & p)**
- The SUPERKIT series is backed by our theory courses, **DIGITAL COMPUTER LOGIC** (beginners' course), which covers the design of logical circuits, and **DIGITAL COMPUTER DESIGN** (more advanced), which covers the design of digital computers. **MICROPROCESSORS AND MICROELECTRONICS** teaches you what a microprocessor is and what it can do.
- DIGITAL COMPUTER LOGIC (DCL) £7.00**
- DIGITAL COMPUTER DESIGN (DCD) £9.50**
- MICROPROCESSORS AND MICROELECTRONICS (MIC) £6.50**

Please send for full information on these and our other courses. **GUARANTEE** If you are not completely satisfied, return the item to us within 28 days for a full refund. All prices include worldwide surface postage (ask for prepayment invoice for airmail). Allow 28 days for delivery in UK. Overseas payment by international credit card or by bank draft drawn on a London bank.

CAMBRIDGE LEARNING LTD, Unit 16, Rivermill Site, FREEPOST, St Ives, Cambs PE17 4BR, England. Tel: 0480-67446

VAT No 313026022 Transcash No 2789159 Reg No 1328762
 Please send me (initial letters used):

- SUP @ £22.00
- SUP II @ £16.00
- SUP + II @ £35.00
- DCL @ £7.00
- DCD @ £9.50
- MIC @ £6.50

I enclose a cheque/PO payable to Cambridge Learning Ltd for £.....

Please charge my credit card.

No Expiry date

Telephone orders from credit card holders accepted on 0480 67446 (24 hrs)

Name

Address

..... Signature

CAMBRIDGE LEARNING
 Unit 16, Rivermill Site, FREEPOST, St Ives, Cambs PE17 4BR, England.

DRAM BOARD UPDATE

Ahh! Doesn't it take you back to the balmy days of September 1983 when ETI first published its 64K DRAM board? The sheer technical excellence of the design, the excitement as you completed your very own memory card, the horror when you found it didn't work. Never mind, says Phil Walker, memories are re-made like this....

In September 1983 we ran a design for a 64K DRAM board to connect to the Microtan 65 processor system or indeed any 6502 processor system. Although the original worked satisfactorily we received a number of letters from readers who could not get theirs to work. At first it looked as though there was a faulty batch of the 74LS608 controller chip around which the design was based but after a while it became apparent that it was "a problem device".

To overcome the shortcomings of the original design and to simultaneously incorporate some new features, last month's Experimenter's DRAM Card was designed. This removed the need for special ICs by using standard components. The only unusual items were the 4416 16K x 4 bit dynamic RAMs which were used because they allowed the PCB to be only partially populated when a significant proportion of the address space was not required.

Once this board was working on the author's 6502 system — which runs at 1.25MHz, a little faster than the tangerine — it seemed reasonable that we should go back and do something for all those people who had built the 1983 project. To this end we have designed a small PCB which contains all the necessary control logic to replace both the 74LS608 and two other devices on the original board.

This PCB is mounted 'piggy-back' fashion on the PCB once all the original control ICs and timing components have been removed.

All the original features relating to address space allocation are retained and the same PROM can be used. One thing which may be of interest to non-Tangerine users is that there is no longer any need for the $\phi 1$ signal to be provided as all timing is taken from the edges of the $\phi 2$ signal.

The Circuit

This is identical in most respects to the control logic in last month's project. One significant difference is that the incoming select signal from the PROM is high to enable rather than low. However, since

HOW IT WORKS

This is very much the same as for last month's Experimenter's DRAM Card project but we shall go through it briefly in relation to the original design.

All timing is performed relative to the rising and falling edges of the $\phi 2$ signal from the 6502 processor. $\phi 2$ is buffered by IC22a and by means of the delays in IC22b, C21 and 22. IC23 is triggered on both edges of $\phi 2$ to produce the RAS pulse. The width of this pulse is controlled by RV21 in conjunction with C23 and R23.

A delayed version of the RAS signal is used as the MUX signal to operate the row/column address multiplexers. Shortly after this IC24a is clocked, and if $\phi 2$ is currently high and the inverted SEL line is low, the CAS output will go low and stay low until $\phi 2$ goes low at the end of the processor access period. This keeps the data at the outputs available for longer when a read cycle is required. If $\phi 2$ was low then the CAS output will stay high and a refresh operation will occur.

If all other conditions for a processor access cycle have been satisfied, to write data to memory the R/W line will be low. This condition is gated with the state of the inverted $\phi 2$ signal in IC22c and with the MUX signal in IC22d. This ensures that the WE low condition is only asserted at the

requisite time.

At the end of each RAS pulse IC24b is clocked to sample the state of the $\phi 2$ signal. The outputs of IC24b are used to enable and disable the address buffers and allow the processor or refresh addresses onto the memory chip address pins at the appropriate times. Doing it this way rather than with the $\phi 1$ and $\phi 2$ clock signals allows more settling time for the buffers and the refresh address counter before the RAS strobe occurs to start the next operation.

The last piece of circuitry to describe is the power-on-reset. This is produced by IC1b and c together with C25 and R21. D21 allows C25 to discharge rapidly when the power is turned off. By means of this circuit, IC23 and 24b are held in a defined state for a short while after power is applied. This allows the internal circuitry of the memories to become operational. This operation is required when power is applied, not when the processor is reset. Note also that eight RAS only cycles should be performed after the power-on-reset before the memories are fully operational. However this will usually be taken up by the system initialisation routines reading from ROM.

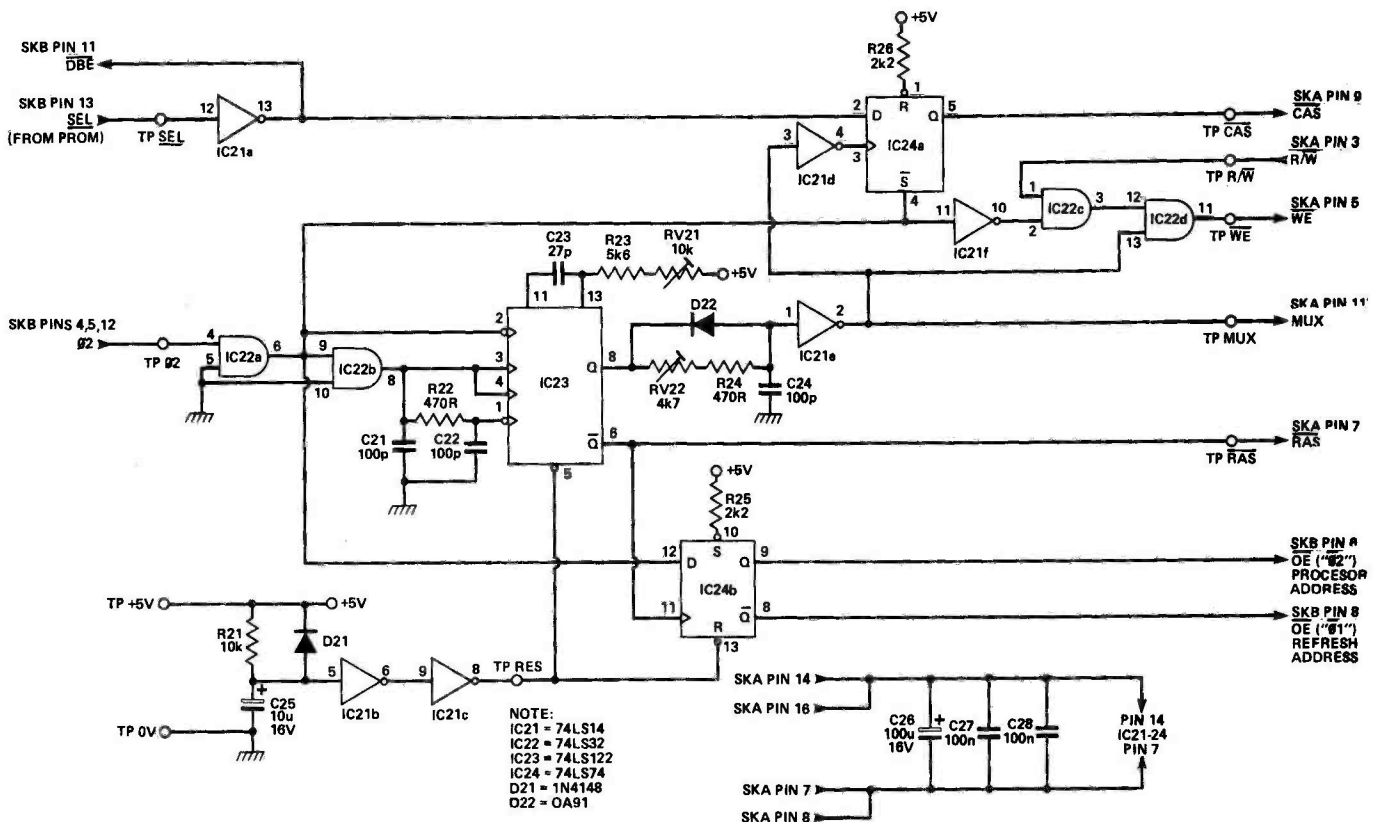


Fig. 1 Circuit diagram of the new control logic.

there is no G pin on the 4164 devices, the inverter which previously provided this signal can now be used to invert the SEL line and enable the data buffer at the appropriate time.

The other difference is in the WE circuitry. The lack of the G pin on the 4164 means that, if we want to connect the data - in and data - out pins of the memory chips to the same data bus as in the original

design, the write cycle must be the so-called 'early write' detailed in the data sheet. This requires that the WE signal go low before the CAS signal goes low. If this is not done the data outputs of the memory chips will become active and may try to drive the data bus into a state opposite to that of the bus buffer.

Construction

Construction of the PCB itself is quite straightforward. Remember that there are four wire links to be inserted as this is a single sided board. If height is likely to be a problem then solder the ICs directly into the PCB but otherwise use sockets. The other components are simple to install but the usual care should be taken to get polarities correct.

Assembly onto the main board should be postponed until the add-on board has been tested. You will need access to a signal generator giving a 1MHz TTL compatible square wave signal and an oscilloscope with which to see the results.

Connect a suitable +5V supply to the board and check that the current drawn is not more than

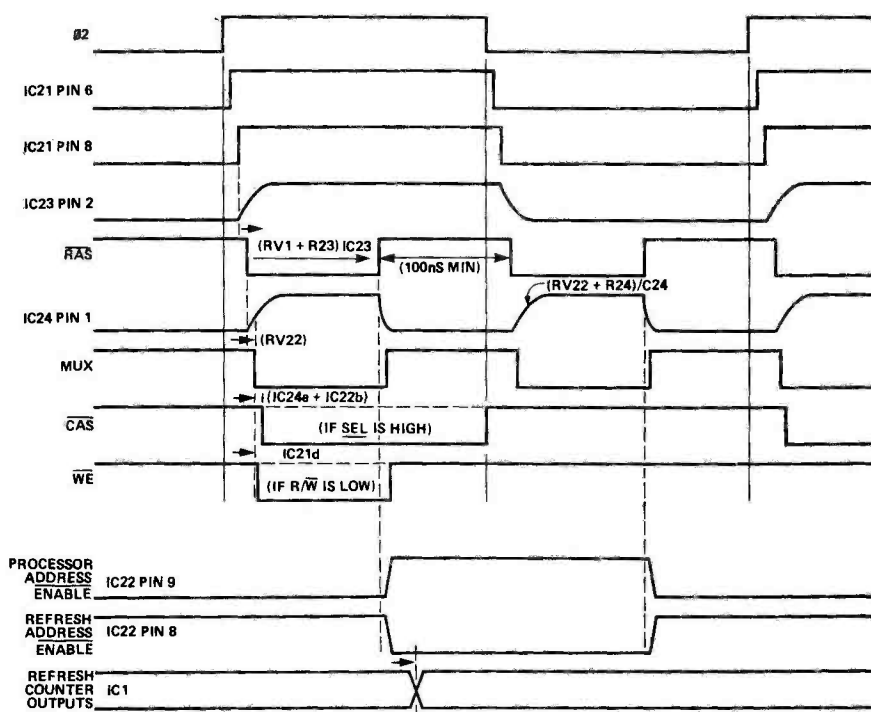


Fig. 2 Timing diagram for the control logic showing how all of the signals are derived from $\phi 2$.

PROJECT : DRAM Update

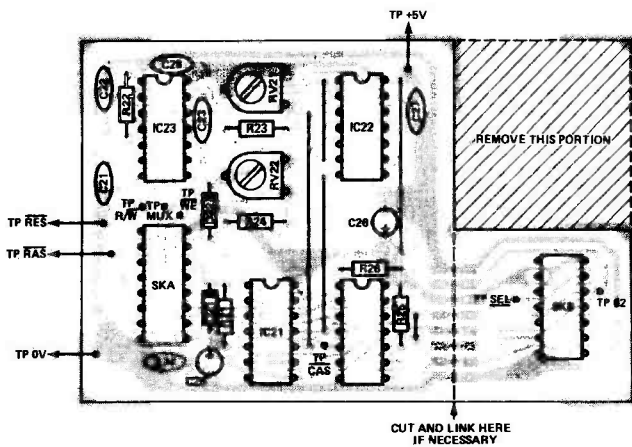


Fig. 3 Component overlay of the PCB.

100mA or so. Connect the SEL testpoint to 0V and a 1MHz square wave TTL compatible signal to the $\phi 2$ test point and monitor the signals on the RAS, CAS and WE test points. Only RAS should show any activity at this stage and its low time should be set to about 300ns by means of RV21 (one half to three-quarters clockwise rotation). Both the CAS and WE signals should be high. A worthwhile check at this stage is to see that SKB pins 6 and 9 are switching at the same rate as the $\phi 2$ signal but phase shifted from it. Also check that the MUX signal at SKA pin 11 is similar to the RAS signal but slightly delayed from it (RV22 should be set to approximately one quarter of its clockwise rotation). Note that the RAS and MUX signals are at twice the $\phi 2$ frequency.

So far we have checked that IC21e, 22a & b, 23 and 24b are working. Now set the SEL test point to +5V, or just open circuit the link you previously inserted, and check that the CAS test point shows low pulses but only while $\phi 2$ is high. The RAS to CAS delay time can be adjusted by means of RV22 if required but will only be critical if you have a slow processor.


There are only two other sections to check. Monitor the WE output and check that, with the R/W

input open circuit or logic high, this output is also permanently high. Applying a logic low or 0V signal to the input should cause the WE output to produce a series of low pulses, at the same rate as $\phi 2$ but with the same width as the MUX low signal. The WE pulses should only occur when $\phi 2$ is high.

The last thing to check is the power-on-reset. If possible, monitor the RES test point and the voltage across C25. Temporarily short circuit C25 and check that the test point stays high for a few milliseconds after the short is removed.

By now you should have a fully tested board and will be ready to connect it to the original DRAM. First disconnect all the wires you used in the testing phase and connect 22 SWG tinned copper wires to the SKA and B positions. Cut these off flush with the top side of the board but leave them about 25mm (1 inch) long on the wiring side.

Next remove IC16, 17 and 18 from the original PCB together with their sockets and R1 to 6, C1 to 6 and D1 to 3. If you have not corrected the original PCBs you should now connect IC1 pins 2 and 12 to 0V, IC3 pin 9 to IC4 pin 9 and the tracks going to EC2a and 2b to EC3a and 3b respectively instead.



PARTS LIST

RESISTORS (1/4 watt 5% carbon film)

R21	10k
R22, 24	470R
R23	5k6
R25, 26	2k2
RV21	10k miniature horizontal preset
RV22	4k7 miniature horizontal preset

CAPACITORS

C21,22,24	100p silver mica or polystyrene
C23	27p silver mica or polystyrene
C25	10u 16V tantalum bead
C26	100u 6V tantalum bead
C27, 28	100n ceramic disc

SEMICONDUCTORS

IC21	74LS14
IC22	74LS32
IC23	74LS122
IC24	74LS74
D21	1N4148
D22	OA91

MISCELLANEOUS

PCB; 4 off 14 pin DIL Sockets if required; thin sheet of insulating material.

In order to fit the PCB into the Microtan rack we found it necessary to remove C7 and trim the through-board link near IC1 pin 14.

Having done all necessary corrections, the time has come to put the two PCBs together. First remove all of the ICs from both boards and put some thin insulating sheet under the new PCB to prevent shorts to tracks on the top of the old board. Now carefully feed the wires from SKA through the holes vacated by IC16 and the wires from SKB through those left by IC18. Make sure that none of the wires are misplaced or strained and carefully ease the two PCBs as close as possible to each other. Solder the wires on the underside of the old PCB and clip off excess length.

Insert all ICs (except 16, 17 and 18) and the assembly should be ready for use. If necessary, some adjustment may be made to RV21 and RV22 but this will usually not be necessary if the other stages have been carried out.

BUYLINES

ETI

Absolutely everything here is readily available from any number of different suppliers and the PCB is available from our PCB service.

Please
mention
E.T.I.
when replying
to all
adverts

If an advertisement
is wrong we're here
to put it right.

If you see an advertisement in the press, in print,
on posters or in the cinema which you find
unacceptable, write to us at the address below.

The Advertising Standards Authority. ✓

ASA Ltd, Dept 3 Brook House, Torrington Place, London WC1E 7HN

Component

MINI FILE

For
Electronic and
other small parts.
A large variety of
components can easily
be kept well organized.
60 storage pockets per
unit.

Unit size:
L400 W125 H77mm.

Material: Injection-moulded in
impact resistant polystyrene.
4 and 6 Drawer Steel cabinets
available.

The 6 Drawer cabinet, practical for
field service, has lock and carrying handle

Recommended prices (excluding V.A.T.):

6 drawer cabinet with lock and handle £92.00

4 drawer cabinet with lock and handle £59.00




Single drawer. £11.00

Typical Minifile applications:

R & D Departments Prototype Kits
Production Test & Rework Service Departments
Field Service Engineers The Electronic Hobbyist
Repair kits for computers CNC- machines.

Stocked by:

Bradley Marshall, 325 Edgware Road, London W2 1BN. Tel: 01-723 4242
Enfield Electronics, 208 Baker Street, Enfield, Middlesex EN1 3JY. Tel: 01-366 1873
Henry's, 404-406 Edgware Road, London W2. Tel: 01-724 0323
TK Electronics, 11-13 Boston Road, London W7 3SJ. Tel: 01-579 9794
Watford Electronics, 33/34 Cardiff Road, Watford, Herts. Tel: (0923) 40588




SECURITY Assemble and install your own system and save pounds SECURITY

A COMPLETE SECURITY SYSTEM FOR ONLY £39.95 + V.A.T.

Control Unit
Enclosure
Key Switch & 2 keys
L.E.D.'s
5 1/2" Horn Speaker
4 quality surface Magnetic Switches

CA 1250
HW 1250
KS 3901
LED 1
HS 588
MS 1025



With only a few hours of your time it is possible to assemble and install an effective security system to protect your family and property, at the amazingly low cost of £39.95 + V.A.T. No compromises have been made and no corners have been cut. The outstanding value results from volume production and direct supply. Assembly is straight forward with the detailed instructions provided. When installed you can enjoy the peace of mind that results from a secure home. Should you wish to increase the level of security, the system may be extended at any time with additional magnetic switches, pressure pads or ultrasonic sensors. Don't wait until it's too late - order today.
Order code CS 1370

CA 1250 - 2 zone alarm control unit with built in alarm & power supply £19.95 + V.A.T.

HW 1250 Enclosure & Hardware Kit for above £9.50 + V.A.T.

KS 3901 - 3 position Key Switch £3.43 + V.A.T.

HS 588 - 5 1/2" Horn Speaker, output of 110dbs with CA 1250 or SL 157 £4.95 + V.A.T.

US 5063 - advanced Digital Ultrasonic Detector, high sensitivity, with false alarm suppression £13.95 + V.A.T.

SC 5063 Enclosure for US 5063 £2.95 + V.A.T.

IR 1470 - Infra-red system to provide 50' invisible beam, includes both transmitter and receiver £25.61 + V.A.T.

SL 157 - Siren Module 12V £2.95 + V.A.T.

Wide range of modules and accessories, etc. Send S.A.E. for details.

Add 15% VAT to all prices
Add 70p post and packing to all orders
Units on demonstration
Shop hours 9.00 to 5.30 p.m.
Closed Wednesday

Saturday 9.00 to 1.00 p.m.
S.A.E. with all enquiries
Order by telephone or post
using your credit card

SELF-CONTAINED ULTRASONIC UNIT CK 5063



Requires no installation. Easily assembled using our professionally built and tested modules.

- Adjustable range up to 25 ft.
- Built-in entrance and exit delay
- Built-in timed alarm
- Key operated switch - Off, Test and Operate
- Provision for an extension speaker
- Fully self-contained
- Uses US 5063, PSL 1865 Key Switch 3901, 3" Speaker 3515

only
£37.00
+ V.A.T.

Now you can assemble a really effective intruder alarm at this low price using tried and tested Riscomp modules. Supplied with full instructions, the kit contains everything necessary to provide an effective warning system for your house or flat. With a built-in LED indicator and test position the unit is easily set-up requiring no installation. It may simply be placed on a cupboard or desk. Movement within its range will then cause the built-in siren to produce a penetrating 900dbs of sound, or even 110dbs with an additional speaker. All parts included and supplied with full instructions for ease of assembly.
Size 200 x 180 x 70mm Order as CK 5063

RISCOMP LIMITED

Dept ETI/24
21 Duke Street,
Princes Risborough,
Bucks. HP17 0AT
Princes Risborough (084 44) 6326

THE OTHER END OF THE SCALE

Single-bit microcomputers are alive and well - and will soon be living in your washing machine or TV. James McGuigan, System Engineer at Motorola Semiconductor Products Sector, East Kilbride, introduces the MC6804P2 single - chip microcomputer.

Single-chip microcomputers are set to invade our homes! Like Greek warriors, they'll be hiding inside Trojan horses, although these horses will look more like washing machines and TV sets.

Actually, it's all very logical and nothing to worry about. Mechanical controls are unreliable and expensive to make, and for some time electronic controls have been replacing them in a large range of applications. What could be more logical than using a single-chip microprocessor to replace a board-full of TTL or CMOS, and, at the same time, upgrading the 'intelligence' of the control unit.

This invasion will be self-reinforcing: the more devices use the single-chip microcomputers, the cheaper and better known they will become, and so more devices will use them. Prime targets will be TVs and videos, games, toys, cameras, motor vehicles, power tools and domestic appliances. For example, the device here could be used to control a TV set, tuning in the channel selected via a phase-locked loop, controlling the sound level by a voltage-controlled potentiometer, and accepting instructions from a remote control unit.

Motorola's involvement in single-chip microcomputers started with their second-sourcing MOSTEK's MC3870. Motorola's first 'home-grown' single-chip device was the MC6801, which was on the market in 1978.

As you might expect, the MC6801 had quite a lot of the same circuitry the MC6800 microprocessor - why re-invent the wheel when you can use something that you know works? Additional circuitry included program memory (ROM) and data memory (RAM), besides input/output ports, a serial communications interface and a multi-function timer.

In 1979, the availability of improved chip fabrication techniques allowed the size of the chip die — the actual piece of silicon on which all the clever stuff is mounted — to be reduced. The technology used is referred to as HMOS (High density n-MOS) and involved the use of interconnections on the silicon of 3.9 μm width (by comparison, Motorola are presently preparing themselves to use tracks of 1 μm or smaller). The size of the die makes quite a difference to the price of the final IC, so this change allowed the price to fall.

Also in 1979, Motorola introduced the MC6805P2. This was essentially a development from the 6801; it had been found that most applications did not require as sophisticated a register set as the 6801 provided, and so these were reduced. The RAM and ROM were reduced in size, and the timer was simplified, and the serial interface was dropped.

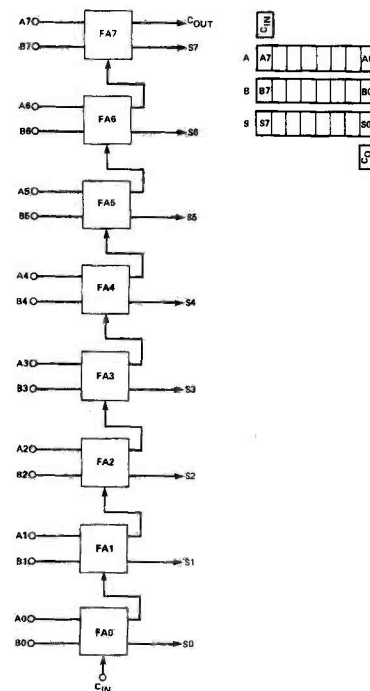


Fig. 1 Eight-bit parallel adder with ripple-through carry.

There are now a series of devices in the 6805 family, all with different bells and whistles added to make them more appropriate to particular control or other applications.

All Change

The MC6804P2 represents a major change in direction for Motorola's single-chip computers. Not only has any resemblance to the 6800 been abandoned, but the whole basis for the architecture has been changed. The major difference is that the 6804 uses serial rather than parallel architecture. However, Motorola have managed to work the trick of making the 6804 appear to be an eight-bit device to the user. The whole purpose of this is to reduce the die size, which, as we've already observed, reduces the cost of the finished IC. Let's take a closer look at what having serial architecture actually means.

Conventional microprocessors manipulate data in lots of eight bits, ie bytes. For example, the central processing unit (CPU) and data bus are eight bits wide. An address bus and program counter (PC) of 12 bits wide can access up to

4096 bytes (4K) of data.

With the 6804 family all the hardware is actually only one bit wide. All data transfers, arithmetic and address operations are carried out serially one bit at a time. This means that the CPU, data bus, address bus, program counter, timer and prescaler are all only one bit wide.

Consider, for example, an eight-bit arithmetic and logic unit (ALU). Within this ALU we have an eight-bit adder to add two eight-bit numbers A and B (and possibly a carry-in bit as well). The adder will have eight sum bits and a carry-out bit as its output.

The eight-bit adder will be made up of eight separate single-bit full adders as shown in Fig. 1, which shows a 'ripple-through' adder configuration. First of all the least significant bits A0 and B0 are added to Cin. The sum appears at S0 and any carry 'ripples' through to be added to the sum of A1 and B1. This carries on until the eight-bit sum of A and B is calculated.

The eight-bit adder described above uses eight single-bit full adders plus three registers to hold A, B and their sum — this is a lot of hardware and consequently expensive. However, it is possible to make do with just one single-bit full adder as shown in Fig. 2. This serial adder is made up of one single-bit full adder, three shift registers and a D-type flip-flop.

When two eight-bit numbers are to be added, they are loaded into shift registers A and B. The least significant bit is to the right and the most significant bit is to the left. On each clock pulse, registers A and B are shifted one bit to the right. The bits which 'fall out' of the registers provide the inputs to the adder along with Cin. The adder's sum output is shifted into the SUM shift register. Any carry from this single-bit addition is latched by the D-type flip-flop.

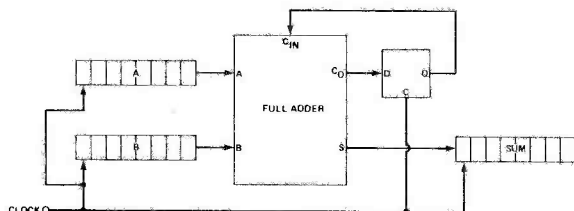


Fig. 2 Eight-bit serial adder using only one full adder.

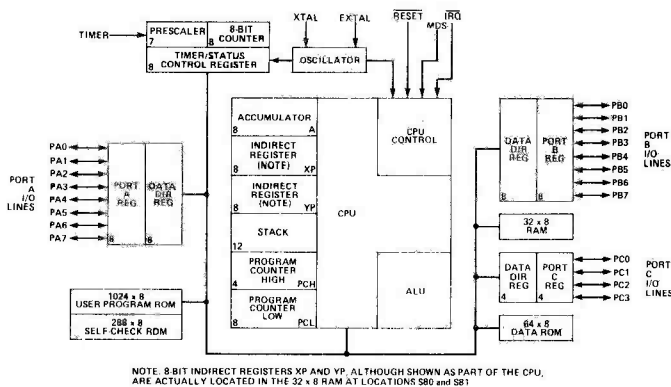
Obviously, the serial method is somewhat slower but there is an enormous saving in hardware and, consequently, space. Consider now the above principles applied to microprocessors. If we can reduce the amount of on-chip hardware then considerable savings can be made in chip size. A smaller chip size means that more can be fabricated on a silicon wafer. In turn, this means increased productivity and cheaper processors.

Of course, the serial approach is always going to be slower than parallel design but there are many applications in which speed is not critical. In any case, with the 6804 provision has been made to permit the use of very high clock speeds: the maximum external oscillator frequency for the 6804P2 is 11MHz.

The following description applies mainly to the MC6804P2 version with mask-programmed program ROM; however, the soon to be released MC68705P3 EPROM version is similar to the point of pin-compatibility. Also, a wide range CMOS (as opposed to NMOS) devices are planned and these will also be very similar.

In More Detail

Figure 3 shows the MC6804P2 block diagram. The CPU contains the ALU, control, stack and registers. Memory consists of three areas: program ROM (1K), data memory (64 bytes ROM and 32 bytes RAM) and the stack. The timer circuitry is made up of prescaler, counter and control



NOTE: 8 BIT INDIRECT REGISTERS XP AND YP, ALTHOUGH SHOWN AS PART OF THE CPU, ARE ACTUALLY LOCATED IN THE 32 x 8 RAM AT LOCATIONS \$80 and \$81

Fig. 3 MC6804P2 block diagram.

registers and oscillator circuitry. The 6804P2 also has 20 versatile I/O lines.

The CPU is similar to that of the 68705P3. However, there are some differences. The eight-bit accumulator is memory-mapped at address \$FF and has indirect registers which replace the index register on the 68705P3. The indirect registers are memory-mapped at locations \$80 and \$81.

There are only two condition code flags on the 6804P2, C and Z, and there is no condition code register. The flags used for normal processing and interrupts are different. With interrupts, the processor automatically uses the interrupt-mode flags and, on return from interrupt, the normal-mode flags are used. Previous flag states will be used when switching from one set to another.

The stack is used to store subroutine and interrupt return addresses. It is a hardware stack, 12 bits wide and four levels deep (ie equivalent to a 48-bit shift register). Its last-in, first-out (LIFO) configuration eliminates the need for a stack pointer.

A crystal, R-C network or external signal can be used to generate the system clock. A mask option selects either the crystal or R-C network oscillator circuit.

The oscillator frequency is divided (internally) by four to produce the internal clock. This in turn is divided by twelve to produce a machine cycle. A machine cycle is the smallest unit needed to execute any operation and an instruction may need two, four or five machine cycles to execute.

To facilitate testing, a signature analysis circuit has been included on the chip. The circuit consists of two eight-bit shift registers (memory-mapped at addresses \$0A and \$0B) configured to perform a Cyclic Redundancy Check on the ROM. The CRC registers can also be utilised as a pseudo random number generator as a result of continuous CRC calculations being performed.

Memory

The 6804P2 has 1K of program memory which contains all instructions to be executed, immediate data and interrupt vectors. Figure 4 shows the 6804P2 memory map. Data space comprises 64 bytes of ROM for constants and tables, all 32 bytes of RAM and the I/O, timer and CRC registers. This configuration is different from the 68705P3 where program and data memory are combined in a von Neuman architecture (ie there is no distinction between program and data storage except that some areas — the EPROM sections — cannot normally be written to).

Note that only the PC is stored on the stack. Any other registers have to be saved in RAM by means of software and reloaded at the end of the subroutine or interrupt routine. On a stack push the bottom register always 'falls out' of the bottom of the stack. The stack should not be pulled more than four times in succession without any pushes.

FEATURE : Single Chip Computer

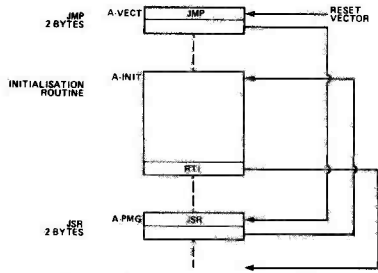


Fig. 8 Program flow after reset vector fetch.

good idea to write to the data registers before writing to the DDRs.

When programmed as outputs, the latched output data is readable as input data regardless of the logic levels at the output pin due to output loading. Figure 9 shows typical port circuitry.

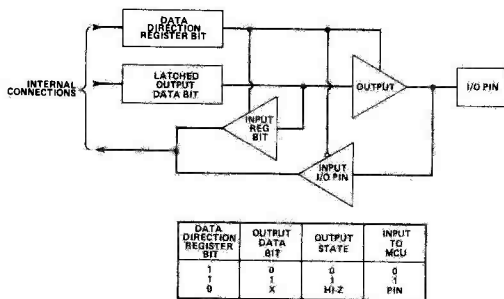


Fig. 9 Typical I/O port circuitry.

All ports are LSTTL compatible as inputs and outputs. Port B outputs can also drive LEDs, with suitable current-limiting resistors. The user can select one of two mask options (for all ports) as either pullup resistors for CMOS output compatibility or open-drain output; see Fig. 10 for typical port connections.

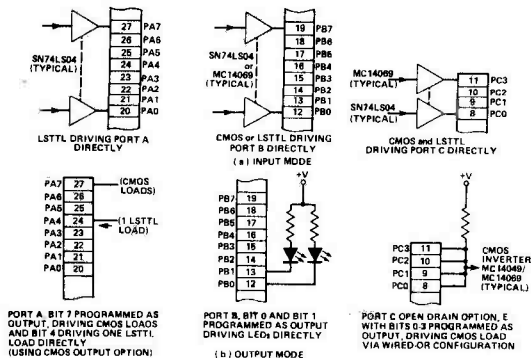


Fig. 10 Typical port connections.

Software And Instruction Set

The MC6804P2 has a rather unique, byte-efficient, instruction set. There are 41 instructions with opcode and 17 assembler-recognised instructions. Figure 11 shows the 6804P2 opcode map. The instruction set is similar to the 68705P3 including true bit manipulation plus a 'move immediate data' instruction.

BSET/BCLR can set or clear any register or RAM bit. BRSET/BRCLR can be used to test any bit in data space (including ROM) and branch or not as a result of the bit's state. The C-flag is set to the value of the bit referenced by BRSET/BRCLR. Bit manipulation allows the user to have individual flags and to handle the I/O bits individually with ease.

UPPER NYBBLE										STOP WAIT -CMOS ONLY				LOWER NYBBLE					
D1	23	45	67	8	9	A	B	C	D	E	F								
							MVI				LDA	0							
											STA	1							
											ADD	2							
											SUB	3							
											CMP	4							
											AND	5							
											INC	6							
											DEC	7							
BNE	BEG	BCC	BCS	BJSR	JMP						LDA	8							
											STA	9							
											ADD	A							
											SUB	B							
											CMP	C							
											AND	D							
											INC	E							
											DEC	F							

Fig. 11 6804P2 op-code.

The 'move immediate data' instruction transfers immediate data into data RAM and has the format 'MVI ADDRESS DATA'. Previously, on the 68705P3, data had to be loaded and stored through the accumulator. This takes up 4 bytes of ROM but only 3 on the 6804P2 when the MVI instruction is used.

The implied instructions shown in Fig. 12, exist because the accumulator and indirect registers are in RAM. For example, bit manipulation of bit 7 of the accumulator and indirect registers can give pseudo-ops such as BRSET 7, \$80 for 'branch if X minus' (BXMI), BCLR 7, \$FF for 'ensure accumulator positive' and ADD \$FF for ASLA.

The 6804P2 has nine addressing modes. In summary these are immediate, direct, short-direct, extended, relative, bit set/clear, bit test and branch, register-indirect and inherent. Most of these modes are similar to those used on the 68705P3. However, short-direct, relative (-short), register-indirect and inherent addressing modes use only one byte.

There is no indexed addressing as on the 68705P3 but register-indirect addressing is the same except that an offset cannot be used. This addressing mode works on

ASSEMBLER	INSTRUCTION	DESCRIPTION
ASLA	ADDSFF	Add contents of the ACC to itself
CLRA	SUBSFF	Subtract contents of the ACC from itself
DECA	DECSGG	Subtract ONE from ACC
INCA	INCSFF	Add ONE to the ACC
CLRX	MVI#SD, XREG	Move D to X
CLRY	MVI#SD, YREG	Move D to Y
DEC X	DECSB1	Decrement X
DEC Y	DECSB1	Decrement Y
LDX	INCSB1	Increment X
LDY	INCSB1	Increment Y
TAX	MVI#DATA, S80	Move constant into X
TAZ	STA X	Move constant into Y
TYA	LDA X	
TYA	LDA Y	

Fig. 12 Implied instruction set.

RAM location \$80 and \$83, ie the X and Y indirect registers and two others. A typical register-indirect instruction is CMP(X) which compares the contents of the accumulator with the contents of the address pointed to by the indirect X-register.

Summary

The Mc6804P2 is the first of a new family of Motorola single-chip microcomputers. Its unique architecture means that it can offer eight-bit power at a four-bit price.

As mentioned earlier, EPROM versions will soon be available and are ideally suited for use by hobbyists for a wide range of applications. Anyone used to working with Motorola's M6805 family will find the new 6804 range surprisingly simple to use.

(For further details of other single-chip microcomputers, we suggest 'Single Chip Microcomputers', Edited by Paul F. Lister, published by Granada publishing Ltd, ISBN 0-246-12106-8).

ETI

THE ETI READERS' SURVEY

Survey time is here again, and this time there's the chance to win ten free subscriptions for one year. The draw will take place on the 1st of February, so don't delay getting your form to us.



Here is the ETI survey! We'd be most grateful if you could answer our questions as best you can.

We'll be using the information in two ways. Firstly, to see what you think of the magazine and the ways you think that it could be improved. Secondly, we want to persuade more advertisers that ETI is the place to sell their goods.

On this second point, we have had to ask some personal questions. Please be reassured that any personal information you give us will be treated as confidential, and not stored in any data retrieval system or communicated in any way.

All that we need are some (suitably impressive!) statistics on our readers.

That said, we know that some people like to keep the details of their salary private between them and their employer, so we've included a 'mind your own business option' on this question. If any other questions offend, please don't feel obliged to answer them — we'd prefer that you returned the survey form with some bits left out rather than not at all. However, all the information you can give us will be of use.

Finally, one piece of information we will need is your name and

address, because otherwise we won't know where to send the free subscription if you win one. If you do leave off your name and address, we'll just draw another name out of the hat.

Name

Address

.....

.....

Post-code.....

1. Sex: are you?
male
female

2. What age range are you in?
Under 15
15-19
20-24
25-29
30-39
40-49
50-64
65+

3. Marital Status: are you?
Married
Single

4. Do you own:
(a) Your home Yes
(b) A car Yes

5. In which independent TV station area do you live? (This information is used to code the area.)
LWT/Thames
TVS
TSW
Scottish
Granada
Yorkshire
Central
Harlech/HTV
Anglia
Tyne Tees
UTV
Channel

6. Occupation — please bear with us, this is a little complicated!

(a) Are you studying full-time? Yes

If 'No', please go to part (b)

Are you at:
School
FE College
University/Poly/TT/CHE/
etc

Are you sponsored in your studies? Yes

Please go to part (d)

(b) Are you employed, either full or part-time? Yes

If 'No', please go to part (c).

Is your work:
Teaching
Electronics industry
Other electronics
Other

Are you self employed? Yes

Please go to part (d).

(c) Are you not employed? Yes, I am not employed

Are you:
Unemployed
Retired
Invalid
Housewife/Husband

(d) What is your approximate income, per year?

Under 3000
£3000 to £5000
£5000 to £7000
£7000 to £9000
£9000 to £12000
More than £12000
No income — just pocket money
Mind your own business!

What level of education have you reached?

No formal qualifications
CSE
'O' Level/SCE
'A' Level/Scottish Higher
ONC
HNC
Degree or above

Are you still studying, full or part time? Yes

Did or does your course of study involve electronics? Yes

Was or is your main subject electronics? Yes

7. How did you obtain your copy of 'Electronics Today International'? Was it:
Subscription
Through a regular order at a newsagent
Bought from newsagent's shelves

From an electronics shop
From a friend

8. Do you have any difficulty in finding 'Electronics Today International'? Yes, some difficulty

9. How many people read your copy?
Just you
You and one or two others
You and three or more others

10. How many projects do you build a year?
None — only just got interested
1 to 3
4 to 12
13 or more

11. Do you have problems in finding the components for your projects? Yes, some problems

12. Do your projects work first time (or nearly first time)?
Yes
No, but can usually get them going quickly
No, rarely work at all

13. (a) Do you usually build projects?:
Exactly as printed
With a few mods
With a large number of mods
Designed from scratch (with a few sections 'borrowed')

(b) Do you usually use?
PCBs
Veroboard or similar
Other form of construction

(c) Do you make your own PCBs? Yes

If 'No', would you like to eventually make your own? Yes

(d) Is your audio system home-made?
No
Yes, some bits
Yes, nearly everything

14. How much do you spend on your hobbies per year?
£20 or less

- £20 to £50
- £50 to £100
- £100 to £200
- £200 to £500
- More than £500

15. Do you own a home computer?
Yes

If 'No', please go to part (b).

- (a) Please tick the computer(s) you own:
- Spectrum/ZX81
 - Vic 20/Com 64
 - BBC/Electron
 - Oric/Atmos
 - TRS 80
 - Other

(b) Do you intend to buy a home computer in the near future?
Yes

16. What sort of subjects would you particularly like to see articles on in future issues of 'Electronics Today International'? Please tick all those that apply (but don't tick every box, we haven't got room for everything!)

- Electronics theory
- Constructional tips
- Household projects
- Computer hardware
- Computer programming
- Interfacing
- Robots

- Audio
- Music projects
- Car electronics
- Experimentation
- Security
- News and views from the world of electronics

17. Please tick any of the following you intend to buy in the next year or so:

- Electronic components
- Component storage
- PCBs
- Cases
- Other electronic hardware
- Soldering iron
- Pliers/wire cutters
- Other electronic tools
- Multimeter
- Power supply
- Oscilloscope
- Other test gear
- Computer hardware
- Computer peripherals (eg printer, etc)
- Computer software
- Books on electronics

18. (a) Do you read the advertisements in ETI?

Yes
(b) Do you buy items mail order from ETI advertisers?
Yes

(c) Do you buy items mail order through advertisements in other electronics magazines?

Yes

(d) Do you buy items from the same supplier(s)?

No, but I shop around for the best prices

Yes, I use the same few suppliers most of the time

Yes, I use the same suppliers all the time when I can

19. (a) Are you involved in electronics professionally?

Yes

(b) If 'No', please go to the next question.

Are you involved in the buying of electronic equipment or components?

No

Yes — equipment only

Yes — components only

Yes — both components and equipment

(c) Approximately what total value of components or equipment have you been involved in the purchasing of during the last year?

£1,000 or less

£1,000 to £10,000

£10,000 to £100,000

More than £100,000

20. Which other magazines do you read, how often, and what do you think of them?

	How often do you read?			Your rating:		
	Every issue	Some issues	Rarely never	Good	Average	Poor
Electronics Monthly	<input type="checkbox"/>	<input type="checkbox"/>	<input type="checkbox"/>	<input type="checkbox"/>	<input type="checkbox"/>	<input type="checkbox"/>
Elektor	<input type="checkbox"/>	<input type="checkbox"/>	<input type="checkbox"/>	<input type="checkbox"/>	<input type="checkbox"/>	<input type="checkbox"/>
Practical Electronics	<input type="checkbox"/>	<input type="checkbox"/>	<input type="checkbox"/>	<input type="checkbox"/>	<input type="checkbox"/>	<input type="checkbox"/>
Everyday Electronics	<input type="checkbox"/>	<input type="checkbox"/>	<input type="checkbox"/>	<input type="checkbox"/>	<input type="checkbox"/>	<input type="checkbox"/>
Digital & Micro Electronics	<input type="checkbox"/>	<input type="checkbox"/>	<input type="checkbox"/>	<input type="checkbox"/>	<input type="checkbox"/>	<input type="checkbox"/>
Electronics Digest	<input type="checkbox"/>	<input type="checkbox"/>	<input type="checkbox"/>	<input type="checkbox"/>	<input type="checkbox"/>	<input type="checkbox"/>
Electronics And Computing	<input type="checkbox"/>	<input type="checkbox"/>	<input type="checkbox"/>	<input type="checkbox"/>	<input type="checkbox"/>	<input type="checkbox"/>
Electronics - The Maplin Magazine	<input type="checkbox"/>	<input type="checkbox"/>	<input type="checkbox"/>	<input type="checkbox"/>	<input type="checkbox"/>	<input type="checkbox"/>
Wireless World	<input type="checkbox"/>	<input type="checkbox"/>	<input type="checkbox"/>	<input type="checkbox"/>	<input type="checkbox"/>	<input type="checkbox"/>

How do you think 'Electronics Today International, rates on these scales?

21.

Finally, please use the space here to write in any comments you may have, eg, suggestions for articles you'd like to see, etc.

THIRD FOLD

Postage
will be paid
by licensee

Do not affix Postage Stamps if posted in
Gt Britain, Channel Islands, N Ireland
or the Isle of Man



FIRST FOLD

2

BUSINESS REPLY SERVICE
Licence No. WC3970

ETI Readers Survey
A.S.P. Ltd.,
No. 1 Golden Square,
LONDON W1R 3AB

SECOND FOLD

TUCK INTO A

NEW THIS MONTH

FIBRE OPTICS

Scoop purchase of single and twin cable. For use with visible light or infra-red. Core 1mm dia, overall 2.25mm dia. Single 50p/m; 20m coil £6.30. Twin 90p/m; 20m coil £11.00.

PCB MOUNTING NI-CADS

Much sought after 4.8V 150mA batts with PCB mntg tags on 25mm pitch. Batt size 25X16. Ideal for paralleling. 99p ea; 10+ 85p; 25+ 70p; 100+ 60p.

STEPPING RELAY

Schrack 2 pole 10 way 24VDC (works down to 15V) only 39X20X24mm. Connections by 0.1" pitch edge plug. Special low price £1.95.

MINIATURE RELAYS

PCB mounting, DPCO size 20X15X15mm. Available in 3, 9 or 12V. £1 each.

1W AMPLIFIER

Z914 Audio amp panel 95X65mm with TBA820 chip. Gives 1W output with 9V supply. Switch and vol control. Just connect batt and speaker. Full details supplied. Only £1.50 10 for £12; 25 for £25; 100 for £75.

Z915 Stereo version of above 115X65mm featuring 2 X TBA820M and dual vol control. £3.50; 10 for £30; 25 for £65; 100 £200.

AM TUNER PANEL

Z916 For use with mono amp above. Neat panel! 60X45mm. Only £1.50; 10 for £12.00.

NI-CAD CHARGER SCOOP!

Ever-Ready model CH4, this charger will take up to 4 AA, C or D cells plus 2 PP3 if required. Smart two tone grey case 212X97X60mm. Only £7.95.

1984/5 CATALOGUE

84 page A4 size — Bigger, Brighter, Better. — more components than ever before! With each copy there's discount vouchers, Bargain List, Wholesale Discount List, Bulk Buyers List, Order Form and Reply Paid Envelope. All for just £1.00!! (FREE to Schools etc). Winter Supplement due out November — Send large SAE for your free copy.

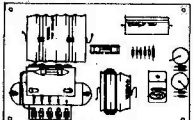
'TREKKER'

Computer-controlled Robot built around the gearbox described below. Complete kit of parts inc PCB, program listings for BBC (other micros soon). £44.85 20W ribbon cable (min 3m recommended — 5m better) £1.30/m SAE for illustrated leaflet.



MOTORIZED GEARBOX

These units are as used in a computerized tank and offer the experimenter in robotics the opportunity to buy the electro-mechanical parts required in building remote controlled vehicles. The unit has 2X3V motors, linked to a magnetic clutch, thus enabling turning of the vehicle, and a gearbox contained within the black ABS housing, reducing the final drive speed to approx 50rpm. Data supplied with the unit showing various options on driving the motors etc. £5.95. Suitable wheels also available 79mm. Dia plastic with blue tyre, drilled to push-fit on spindle. 2 for £1.30 (limited qty). 3" dia aluminium disc 3mm thick, drilled to push-fit on spindle. 2 for 88p.



NI-CAD CHARGER PANEL

177X114mm PCB with one massive Varta Deac 57X50mm @ rated 7.2v 1000mA and another smaller Deac 32X35mm @ rated 3.6v 600mA. The price of these Ni-cad stacks new is over £20. Also on panel is a mains input charger transformer with two separate secondaries wired via bridge rectifiers, smoothing capacitors and a relay to the output tags. The panel weighs 1kgm. All this for just £6.00.

VEROBOARD & RIBBON CABLE

Discontinued lines, some at less than 1/2 price! e.g. Dipboard 158X165mm £3.50; 26W Grey ribbon £4/3m; Red wirewrap wire 24AWG £2.50/100m. Full details on List 18.

GREENWELD

Our shop has enormous stocks of components and is open from 9-5.30 Mon-Sat. Come & see us!



Minimum Access order £5.00

GREENWELD

— The Pack People! —

More packs — more in them — more value! All our packs contain brand new, marked full spec components at a fraction of the normal price and offer constructors the widest range of parts at the lowest cost! How do we do it? By buying manufacturers end-of-run and surplus components. Because we purchase from many sources, we have an extremely wide range of top quality parts — too costly to sort hence the packs described below. Our larger packs are ideal for schools, groups or clubs.

NEW PACKS

K524 OPTO PACK — a variety of single point and seven segment LEDs (incl dual types) of various colours and sizes, opto isolators, numerators, multi digit gas discharge displays, photo transistors, infra red emitters and receivers. 25 assorted £3.95; 100 £14.95; 250 £35.

K525 PRESET PACK — Big, Big variety of types and sizes — submin, min and std. MP, slider, multitrurn and cermet are all included. Wide range of values from 20R to 5M. 100 assorted £6.75; 250 £12.95; 1000 £48.

K526 HEATSINK PACK — Lots of different sizes and shapes of heatsink for most diode and transistor case styles. A pack of 25 assorted including several large finned types — total weight over 1kg £5.50; 100 £19.50.

K527 HARDWARE PACK — This has a large variety of pk and self taper screws from 2X1/2" up to 8X1 1/2" also washers, some BA, metric and Whit. screws plus other miscellaneous brackets, captive nuts and bits and pieces. 1kg (up to 1000 pieces) £4; 3kg £9; 10kg £25.

K528 ELECTROLYTIC PACK — All ready cropped for PCB mounting, this pack offers excellent value for money. Good range of values and voltages from 0.47µF to 1000µF, 6v to 100v. 100 £3.95; 250 £8.95; 1000 £32.

K531 PRECISION RESISTOR PACK — High quality, close tolerance R's with an extremely varied selection of values mostly 1/4 and 1/2 watt tolerances from 0.1% to 2% — ideal for meters, test gear etc. 250 £3; 1000 £10.

K532 RELAYS — Wide selection of styles voltages and contacts 4v-240v, AC/DC, SP to 4PCO. 20 for £6; 100 £25.

ESTABLISHED FAVOURITES

K517 TRANSISTOR PACK — 50 assorted full spec marked plastic devices PNP NPN RF AF. Type numbers include BC114 117 172 182 183 198 239 251 214 255 320 BF198 255 394 2N3904 etc etc. Retail cost £7+; Special low price 275p.

K523 RESISTOR PACK — 1000 — yes 1000 1/4 and 1/2 watt 5% hi-stab carbon film resistors with pre-formed leads for PCB mounting. Enormous range of preferred values from a few ohms to a several megohms. Only 250p; 5000 £10; 20,000 £36.

K520 SWITCH PACK — 20 different assorted switches — rocker, slide, push rotary, toggle, micro etc. Amazing value at only 200p.

K522 COPPER CLAD BOARD — All pieces too small for our etching kits. Mostly double-sided fibreglass 250g (approx 110 sq. ins). For 100p.

K541 VERO OFFCUTS — It's back!! Our most popular pack ever. This has been restricted for some time, but we have now built up a reasonable stock and can once again offer 100 sq. ins of veroboard offcuts average size 4X3". Offered at around 1/2 the price of new board 320p.

K530 100 ASSORTED POLYESTER CAPS — All new modern components, radial and axial leads. All values from 0.01 to 1µF at voltages from 63 to 1000V! Super value at £3.95.

K518 200 DISC CERAMIC CAPS — Big variety of values and voltages from a few pF to 2.2µF. 3v to 3kv £1.00

K514 100 SILVER MICA CAPS — From 5pF to a few thousand pF. Tolerances from 1% to 10% £2.00.

K203 100 WIREWOUND RESISTORS — From 1W to 12W, with a good range of values £2.00.

K505 20 ASSORTED POTENTIOMETERS — All types including single, ganged, rotary and slider £1.70.

W4700 PUSH BUTTON BANKS — An assortment of latching and independent switches on banks from 2 to 7 way, DPCO to 6PCO. A total of at least 40 switches for £2.95; 100 £6.50; 250 £14.00.

FREE CAREER BOOKLET

Train for success, for a better job, better pay
Enjoy all the advantages of an ICS Diploma Course, training you ready for a new, higher paid, more exciting career.
Learn in your own home, in your own time, at your own pace, through ICS home study, used by over 8 million already!
Look at the wide range of opportunities awaiting you.
Whatever your interest or skill, there's an ICS Diploma Course there for you to use.
Send for your FREE CAREER BOOKLET today — no cost or obligation at all.

GCE	Over 40 'O' and 'A' Level subjects from which to choose. Your vital passport to career success.	<input type="checkbox"/>	
COMPUTER PROGRAMMING	<input type="checkbox"/>	RADIO AMATEUR'S LICENCE	<input type="checkbox"/>
ELECTRONICS	<input type="checkbox"/>	INTERIOR DESIGN	<input type="checkbox"/>
COMMERCIAL ART	<input type="checkbox"/>	WRITING FOR PROFIT	<input type="checkbox"/>
TV RADIO & AUDIO SERVICING	<input type="checkbox"/>	CAR MECHANICS	<input type="checkbox"/>
RUNNING YOUR OWN BUSINESS		<input type="checkbox"/>	

ICS Please send FREE DETAILS for the course ticked above.

Division of National Education Corporation

ICS Dept EBS15
160 Stewarts Road
London SW8 4UJ

01-622 9911
(all hours)

Name _____

Address _____

P.Code _____

hobbyboard

Printed Circuit Hardware & Component Catalogue

- ★ COPPER CLAD LAMINATES
- ★ PHOTO-RESIST LAMINATE & CHEMICALS
- ★ PRINTED CIRCUIT DRAUGHTING AIDS
- ★ VERO BOARD & PROTOTYPING SYSTEMS
- ★ CONNECTORS / CASES / GENERAL HARDWARE
- ★ SELECTION OF COMPONENTS
- ★ EDUCATIONAL COMPUTING
- ★ ELECTRONICS KITS

Send for your free catalogue to:



KELAN ENGINEERING LTD.
Circuit Products & Components Division.
27-29 Leadhall Lane, Harrogate.
North Yorkshire. HG2 9NJ.
Tel: (0423) 870938.

NAME

ADDRESS

TERMS OF BUSINESS

- * All prices exclude V.A.T. and carriage. Please add carriage to order total before adding V.A.T.
- * Carriage charges extra on all orders as follows:
Components £0.75
Books/Data/Software £2.00
Printers, Monitors, Disc drives, etc. £4.50
- * Strictly cash with order or credit card (Access or VISA) only.
- * Delivery is normally from stock but please allow up to 28 days.
- * Any query or complaint regarding an order should be made in writing within 7 days of receipt of the order. No telephone queries will be entertained.

- * Goods incorrectly ordered cannot be accepted for replacement without our prior agreement. Due to high processing costs, a minimum of 15% handling charge may be levied on any returns or cancelled orders.
- * We will issue a full immediate refund, if requested, for out of stock items.
- * All items carry full manufacturers warranty.
- * A V.A.T. receipt will be supplied with all orders.
- * Prices quoted are correct at the time of going to press but we reserve the right to effect changes without prior notice.

Hi-Tech

HI-TECH COMPONENTS,

6502 FAMILY		8086 FAMILY		MEMORIES — EPROM		75173N		1.44		F.D. CONTROLLERS		FAIRCHILD FAST		74HC251N		74LS22		4033		2.40		4078	
6502A	3.50	8088-2	29.50	2532-300ns	4.95	75174	2.82	BZ72	35.00	74F00PC	0.60	74HC257N	1.03	74LS221	1.08	4034	1.00	4081	0.40	4035	0.54	4082	0.25
6520A	2.25	8216	0.75	2532-450ns	3.95	75175	1.96	FD1771P	30.00	74F08PC	0.65	74HC266N	0.92	74LS241	1.40	4040	0.65	4085	0.66	4040A	0.36	4086	0.40
6520A	2.45	8237A-5	23.50	2564-300ns	6.95	75182	0.86	FD1791	11.00	74F109PC	0.65	74HC273N	0.80	74LS242	1.36	4041	0.36	4086	0.40	4042	0.76	4093	0.32
6522	3.40	8251A	7.50	2708-450ns	3.95	75183	0.50	FD1791-02	18.40	74F11PC	0.52	74HC280N	3.26	74LS244	1.40	4043	0.64	4099	0.50	4043	0.64	4099	0.50
6522A	4.45	8253-5	7.50	2716-450ns	3.50	75188	0.86	FD1793	11.00	74F13PC	0.52	74HC320N	2.40	74LS245	1.95	4044	0.62	4502	0.86	4044	0.62	4502	0.86
6532	5.45	8255A-5	7.00	2716-3 RAIL	7.95	75189	0.86	FD1793-02	25.00	74F138PC	0.52	74HC374N	2.40	74LS248	1.16	4045	2.00	4507	0.47	4045	2.00	4507	0.47
6532A	5.95	8259A	6.60	2732-350ns	4.95	75418P	0.22	FD1795	21.00	74F139PC	1.26	74HC4543	3.04	74LS249	1.16	4046	7.77	4508	0.96	4046	7.77	4508	0.96
6551	5.95	8272	35.00	2732-450ns	4.45	75452BP	0.29	FD1797	14.00	74F151	1.26	74HC4002	0.64	74LS251	0.78	4047	0.50	4510	0.68	4047	0.50	4510	0.68
		8284A	9.50	2764-200ns	7.95	75454BP	0.22	WD1691	12.00	74F153	1.26	74HC4017	1.16	74LS253	0.78	4048	0.40	4511	0.69	4048	0.40	4511	0.69
		80C86	46.65	2764-300ns	4.75	75458N	0.88	WD2143		74F157	1.30	74HC4020	1.46	74LS257	0.78	4049	0.50	4512	0.40	4049	0.50	4512	0.40
		80C88	46.65	27C64-250ns	10.95	75491N	0.31			74F158	1.17	74HC4024	1.20	74LS258	0.78	4050	0.49	4514	1.76	4050	0.49	4514	1.76
		82C52	15.68	27C64-300ns	10.45	75492N	0.41			74F161	2.34	74HC4040	1.46	74LS259	1.77	4051	0.52	4515	1.84	4051	0.52	4515	1.84
		82C54	19.04	27128-250ns	19.00	AY-3-1015	3.50			74F164	1.68	74HC4040	1.46	74LS260	2.60	4052	0.48	4516	0.68	4052	0.48	4516	0.68
		82C54A	19.04	27128-300ns	16.00	AY-3-1270	9.40			74F175	1.82	74HC4060	1.46	74LS261	0.35	4053	0.66	4518	0.40	4053	0.66	4518	0.40
		82C55A2	12.98			AY-5-3600	6.40			74F181	3.90	74HC4075	0.64	74LS266	0.35	4054	1.30	4519	0.25	4054	1.30	4519	0.25
		82C59A	12.22			DPB30	8.54			74F189	5.10	74HC429N	0.90	74LS273	0.25	4055	0.72	4520	0.96	4055	0.72	4520	0.96
		82C82	6.26	MEMORIES RAM		L203	0.99			74F190	3.20	74HC4511	2.51	74LS273	1.35	4060	0.68	4521	1.32	4060	0.68	4521	1.32
		82C84A	8.94	4116-150ns	1.28	LM301AN	1.20			74F191	3.20	74HC4514	3.76	74LS279	0.77	4063	0.60	4522	0.84	4063	0.60	4522	0.84
		82C88	16.80	4116-200ns	1.20	LM308AN	0.90			74F194	1.60	74HC4538	2.36	74LS28	0.25	4066	0.50	4526	0.52	4066	0.50	4526	0.52
				4164-150ns	4.45	LM308AN	0.90			74F200C	0.52	74HC4543	3.04	74LS283	1.00	4068	0.25	4527	0.52	4068	0.25	4527	0.52
				4416-200ns	4.70	LM311N	0.56			74F204	3.16	74HC51N	0.64	74LS290	0.86	4069	0.40	4528	0.48	4069	0.40	4528	0.48
				4532-200ns	2.45	LM317MT	0.60			74F241	2.42	74HC533N	2.40	74LS293	0.86	4070	0.40	4532	0.68	4070	0.40	4532	0.68
				4564-150ns	4.45	Z80	0.80			74F243	2.80	74HC58N	1.72	74LS30	0.25	4071	0.40	4541	0.82	4071	0.40	4541	0.82
				8118-100ns	1.95	Z80ACPU	2.99			74F244	2.96	74HC589N	1.72	74LS30	0.25	4072	0.40	4543	0.60	4072	0.40	4543	0.60
				81256-150ns	25.00	Z80ACTC	2.99			74F245	6.08	74HC58N	0.64	74LS33	0.30	4073	0.40	4553	2.40	4073	0.40	4553	2.40
				8416-200ns	6.00	Z80ADMA	7.95			74F251	1.26	74HC595N	1.72	74LS365	0.55	4075	0.46	4555	0.48	4075	0.46	4555	0.48
				8416-LP-200ns	6.40	Z80APIO	2.99			74F253	1.26	74HC73N	0.84	74LS366	0.55	4076	0.48	4556	0.44	4076	0.48	4556	0.44
				8417-200ns	6.00	Z80ASIO-0	7.95			74F257	1.26	74HC74N	0.84	74LS367	0.55	4077	0.40	4585	0.48	4077	0.40	4585	0.48
				8417-LP-200ns	6.40	Z80ASIO-1	7.95			74F258	1.26	74HC75N	0.92	74LS373	0.25	4078	0.40	4585	0.48	4078	0.40	4585	0.48
				8417-LP-200ns	6.40	Z80ASIO-2	7.95			74F280	1.74	74HC76N	0.64	74LS373	1.50	4079	0.40	4585	0.48	4079	0.40	4585	0.48
				8417-LP-200ns	6.40	Z80ASIO-2	7.95			74F283	2.25	74HC85N	2.02	74LS374	1.50	4080	0.40	4585	0.48	4080	0.40	4585	0.48
				8417-LP-200ns	6.40	Z80ASIO-2	7.95			74F32C	0.52	74HC86N	0.80	74LS375	0.75	4081	0.40	4585	0.48	4081	0.40	4585	0.48
				8417-LP-200ns	6.40	Z80ASIO-2	7.95			74F353	1.26	74HC86N	0.80	74LS377	1.50	4082	0.40	4585	0.48	4082	0.40	4585	0.48
				8417-LP-200ns	6.40	Z80ASIO-2	7.95			74F373	3.16	74HC86N	0.80	74LS377	1.50	4083	0.40	4585	0.48	4083	0.40	4585	0.48
				8417-LP-200ns	6.40	Z80ASIO-2	7.95			74F373	3.16	74HC86N	0.80	74LS377	1.50	4084	0.40	4585	0.48	4084	0.40	4585	0.48
				8417-LP-200ns	6.40	Z80ASIO-2	7.95			74F373	3.16	74HC86N	0.80	74LS377	1.50	4085	0.40	4585	0.48	4085	0.40	4585	0.48
				8417-LP-200ns	6.40	Z80ASIO-2	7.95			74F373	3.16	74HC86N	0.80	74LS377	1.50	4086	0.40	4585	0.48	4086	0.40	4585	0.48
				8417-LP-200ns	6.40	Z80ASIO-2	7.95			74F373	3.16	74HC86N	0.80	74LS377	1.50	4087	0.40	4585	0.48	4087	0.40	4585	0.48
				8417-LP-200ns	6.40	Z80ASIO-2	7.95			74F373	3.16	74HC86N	0.80	74LS377	1.50	4088	0.40	4585	0.48	4088	0.40	4585	0.48
				8417-LP-200ns	6.40	Z80ASIO-2	7.95			74F373	3.16	74HC86N	0.80	74LS377	1.50	4089	0.40	4585	0.48	4089	0.40	4585	0.48
				8417-LP-200ns	6.40	Z80ASIO-2	7.95			74F373	3.16	74HC86N	0.80	74LS377	1.50	4090	0.40	4585	0.48	4090	0.40	4585	0.48
				8417-LP-200ns	6.40	Z80ASIO-2	7.95			74F373	3.16	74HC86N	0.80	74LS377	1.50	4091	0.40	4585	0.48	4091	0.40	4585	0.48
				8417-LP-200ns	6.40	Z80ASIO-2	7.95			74F373	3.16	74HC86N	0.80	74LS377	1.50	4092	0.40	4585	0.48	4092	0.40	4585	0.48
				8417-LP-200ns	6.40	Z80ASIO-2	7.95			74F373	3.16	74HC86N	0.80	74LS377	1.50	4093	0.40	4585	0.48	4093	0.40	4585	0.48
				8417-LP-200ns	6.40	Z80ASIO-2	7.95			74F373	3.16	74HC86N	0.80	74LS377	1.50	4094	0.40	4585	0.48	4094	0.40	4585	0.48
				8417-LP-200ns	6.40	Z80ASIO-2	7.95			74F373	3.16	74HC86N	0.80	74LS377	1.50	4095	0.40	4585	0.48	4095	0.40	4585	0.48
				8417-LP-200ns	6.40	Z80ASIO-2	7.95			74F373	3.16	74HC86N	0.80	74LS377	1.50	4096	0.40	4585	0.48	4096	0.40	4585	0.48
				8417-LP-200ns	6.40	Z80ASIO-2	7.95			74F373	3.16	74HC86N	0.80	74LS377	1.50	4097	0.40	4585	0.48	4097	0.40	4585	0.48
				8417-LP-200ns	6.40	Z80ASIO-2	7.95			74F373	3.16	74HC86N	0.80	74LS377	1.50	4098	0.40	4585	0.4				

components

GILRAY ROAD, DISS, NORFOLK. TEL: 0379 4131

INSULATION DISPLACEMENT CONNECTOR SYSTEM

HEADERS	OPEN —	
	SHROUDED	OPEN
10 way	0.86	0.65
14 way	1.22	0.83
16 way	1.34	0.92
20 way	1.36	1.13
26 way	1.70	1.40
34 way	2.04	1.78
40 way	2.28	2.07
50 way	2.70	2.54
60 way	3.20	3.02

CABLE ASSEMBLIES

IDC JUMPERS SINGLE ENDED	
36" cable	IDC socket
10 way	1.72
14 way	2.07
16 way	2.22
20 way	3.14
26 way	3.75
34 way	3.98
40 way	4.23
50 way	5.36
60 way	6.36

DIP JUMPERS

Single Ended		— 24" cable		
14 pin	1.73			
16 pin	1.90			
24 pin	2.73			
40 pin	3.96			
Double Ended		6" cable	12" cable	18" cable
14	2.74	2.84	2.94	
16	3.03	3.14	3.25	
24	4.18	4.36	4.55	
40	5.89	6.18	6.47	

SOCKETS

10 way	0.88	14 way	0.92
14 way	1.06	16 way	1.06
16 way	1.16	24 way	1.60
20 way	1.38	40 way	2.40
26 way	1.66		
34 way	1.94		
40 way	2.08		
50 way	2.78		
60 way	3.34		

DISC DRIVE CONNECTING CABLES

34 way card edge to 34 way card edge 1M	11.30
34 way card edge to 2 x 34 way card edge 1.5M	18.00
34 way card edge to 34 way IDC SKT (BBC) 1M	8.50
34 way card edge to 2 x 34 way IDC KT (BBC) 1.5M	14.50
BBC Power Cable — Single Drive	3.50
BBC Power Cable — Dual Drive	4.75

DISC DRIVE CONNECTING CABLES

GREY	RAINBOW
10 way	0.86
16 way	1.17
20 way	1.37
26 way	1.67
34 way	1.87
40 way	2.23
10 way	0.86
16 way	1.17
20 way	1.37
26 way	1.67
34 way	1.87
40 way	2.23

TRANS. CONNS.

D-TYPE PLUGS	D-TYPE SOCKETS
9 way	1.38
15 way	1.85
25 way	2.52
37 way	3.34
10 way	0.86
16 way	1.17
20 way	1.37
26 way	1.67
34 way	1.87
40 way	2.23
10 way	0.86
16 way	1.17
20 way	1.37
26 way	1.67
34 way	1.87
40 way	2.23

RIBBON CABLE (PRICED PER FOOT)

10 way	0.86
16 way	1.17
20 way	1.37
26 way	1.67
34 way	1.87
40 way	2.23
10 way	0.86
16 way	1.17
20 way	1.37
26 way	1.67
34 way	1.87
40 way	2.23

BBC MICRO CONNECTORS

DIN PLUG 7 PIN	10.40
DIN PLUG 6 PIN	10.40
DIN PLUG 5 PIN 180°	0.40
DIN PLUG 5 PIN DOMINOE	0.40
POWER PLUG (36" CABLE)	3.00
ANALOGUE INPUT PLUG	2.25
5 WAY DIN SKT 180°	0.90
5 WAY DIN SKT DOMINOE	0.90
6 WAY DIN SKT	0.90
7 WAY DIN SKT	0.90
15 WAY DIN SKT	12.15

Connecting cables for personal computers
A comprehensive range of high quality interconnecting cables for popular micro computers. All cables utilise high quality connectors and are individually tested to ensure trouble free use.

Part number	Description	Computer	Price
Video cables			
CON100	Phono plug to phono plug (2M)		1.20
CON101	Phono plug to BNC plug (2M)		2.95
CON102	BNC plug to BNC plug (2M)		3.95
CON107	6 pin DIN to open end (1M)	BBC	1.05
CON108	6 pin DIN to 6 pin DIN (1M)	BBC	1.50
CON119	Phono plug to coax plug		1.35
CON160	DIN plug to 2 phono plugs	Dragon	1.20
Cassette recorder cables			
CON109	7 pin DIN to open end	BBC	1.25
CON110	7 pin DIN to 2 x 3.5mm + 1 x 2.5mm J/plug	BBC	2.50
CON111	7 pin DIN to 5 pin DIN + 2.5mm J/plug	BBC	2.50
CON118	5 pin DIN to 2 x 3.5mm J/plugs	Spectrum/ZX	2.50
CON117	5 pin DIN to 2 x 3.5mm + 1 x 2.5mm J/plug	Dragon	2.50

Parallel printer cables

CON130	36 way plug to 36 way plug (2M)	Sirius/Apricot	18.00
CON131	36 way plug to 36 way plug (5M)	Sirius/Apricot	26.50
CON132	36 way plug to 36 way socket (2M)		18.00
CON133	36 way plug to 36 way socket (5M)		26.50
CON144	36 way plug to 25 way male D type (2M)	IBM/TP PC	19.00
CON145	36 way plug to 25 way male D type (5M)	IBM/TP PC	27.50
CON134	36 way plug to 25 way male D type (2M)	RML/Apple	19.00
CON135	36 way plug to 25 way Male D type (5M)	RML/Apple	27.50
CON142	36 way plug to 20 way IDC socket (2M)	Dragon	13.95
CON139	36 way plug to 26 way IDC socket (2M)	BBC	9.95
CON140	36 way plug to 26 way IDC socket (5M)	BBC	22.95
CON141	36 way plug to 34 way card edge (2M)	TRS80 Lev 1	18.50
CON143	36 way plug to 34 way IDC socket (2M)	TRS80 Lev 2/ Memotech	10.95

RS232 Cables

CON106	25 way male D type to 5 pin DIN	BBC	5.85
CON128	'Universal' RS232 cable (pins 1-8, 20 connected and 20 jumpered as required) 2M		15.95
	'Universal' RS232 cable as above but 5M		20.95
CON120	25 way male to male 1-25 connected (2M)		16.95
CON121	25 way male to male 1-25 connected (5M)		22.50
CON122	25 way male to male 1-25 connected (10M)		32.50
CON123	25 way male to male 1-25 connected (30M)		68.00
CON124	25 way male to female 1-25 connected (2M)		15.45
CON125	25 way male to female 1-25 connected (5M)		21.00
CON126	25 way male to female 1-25 connected (10M)		31.00
CON127	25 way male to female 1-25 connected (30M)		66.50
CON129	25 way male to 9 way male	Spectrum	15.95
CON162	25 way male to 9 way male	Mackintosh	15.95
CON163	25 way male to 5 pin DIN	RML 4802	14.95

PART NO. DESCRIPTION MAIL ORDER PRICE

BBC MICROS AND ACCESSORIES			PRICE
ANB01	BBC Model B Micro		£325.00
ANB02	BBC Model B Micro with Econet I/F		£385.00
ANB03	BBC Model B Micro with Disc I/F		£406.00
ANB04	BBC Model B Micro with Disc & Econet		£445.00
ALA01	Acorn Electron		£139.00
ANB21	DNFS ROM		£17.91
ANB23	Disc Interface Kit		£71.65
ANB14	Speech Interface		£40.00
ANK01	IEEE488 Interface Adaptor		£277.75
ANB22	Econet I/F Kits		£35.00
BBC 45	Joysticks		£8.00
STAND	Monitor Stand		£7.50
SRE1	Sideways ROM Expansion Board		£25.95

DISC DRIVES WITHOUT POWER SUPPLY

BBC30	Single 100K TEC 40 track single sided	£99.95
BBC31S	Single 100K TEC (expandable to dual) 40 track	£115.00
BBC31D	Dual (2 x 100K) TEC 40 track single sided	£225.00
BBC34	Single 400K TEC 80 track double sided	£174.00
BBC34S	Single 400K TEC (expandable to dual) 40/80 track switchable double sided	£194.00
BBC34SW	Single 400K TEC 40/80 track switchable double sided	£184.00
BBC34D	Dual (2 x 400K) TEC 40/80 track switchable double sided	£310.00
BBC34S/80	Single 400K TEC (expandable to dual) 80 track double sided	£184.00
BBC34D/80	Dual (2 x 400K) TEC 80 track double sided	£300.00

DISC DRIVES WITH POWER SUPPLY

BBC30P	Single 100K TEC 40 track single sided with P.S.U.	£130.00
BBC31SP	Single 100K TEC (expandable to dual) 40 track with P.S.U.	£150.00
BBC31DP	Dual (2 x 100K) TEC 40 track single side with P.S.U.	£250.00
BBC34P	Single 400K TEC 80 track double sided with P.S.U.	£209.00
BBC34SP	Single 400K TEC (expandable to dual) 80 track with P.S.U.	£229.00
BBC34DP	Dual (2 x 400K) TEC 40/80 track switchable with P.S.U.	£345.00

MECHANISMS

F8501	TEC 100K single sided	£91.00
F8504	TEC 400K double sided	£150.00

FLOPPY DISCS

MD-1C/B	Nashua single sided, single density 40 track (10 discs)	£12.00
MD-1DC/B	Nashua single sided, double density 40 track (10 discs)	£13.00
MD-2DC/B	Nashua double sided, double density 40 track (10 discs)	£15.50
MD-2FC/B	Nashua double sided, quad density 80 track (10 discs)	£17.85

SPECIAL OFFER

BBC40TD	BA5F double sided, double density 40 track (10 discs)	£14.00
---------	---	--------

DISC STORAGE BOXES

MDT25/3	3 1/2" Flip 'N' file Micro disc box (cap. 25)	£7.75
DT25/5	5 1/4" Flip 'N' file lockable disc box (cap. 25)	£18.77
DT60/5	5 1/4" Standard lockable disc box (cap. 60)	£10.65

MONITORS

9MON	9 inch green screen high resolution NEC high quality monitor	£125.00
12MON	12 inch green screen high resolution NEC high quality monitor	£135.00
1431	Microvitec 14" RGB colour monitor	£175.00
1441	Microvitec 14" RGB colour monitor high resolution	£410.00
1451	Microvitec 14" RGB colour monitor medium resolution	£295.00
1431/AP/MS	Microvitec 1431 PAL & RGB inputs and sound facility	£225.00

BBC COMPATIBLE SOFTWARE

SBB03	View Rom	£45.00
SBB04	View Printer Driver	£7.50
AE520	Fileserver Level 1-40 track	£80.50
AE521	Fileserver Level 2-80 track	£202.00
SNB08	Acornsoft Invoicing program	£16.00
SNB09	Acornsoft Mailing System program	£16.00
SNB10	Acornsoft Accounts Receivable program	£16.00
SNB11	Acornsoft Stock Control program	£16.00
SNB12	Acornsoft Order Processing program	£16.00
SNB13	Acornsoft Accounts Payable program	£16.00
SNB14	Acornsoft Purchasing program	£16.00
SNL01	Forth — 40 track	£15.00
SNL02	Lisp — 40 track	£15.00
SNL04	Microtext — 40 track	£47.50

MATRIX PRINTERS

RX80	Epson RX80 100cps matrix printer	£204.00
RX80F/T	Epson RX80F/T 100 cps matrix printer friction or tractor feed	£231.00
FX80	Epson FX80 150cps matrix printer	£328.50
MT80SP	Mannesmann Tally MT80 matrix printer friction or tractor feed with film ribbon and tear off facility	£209.00

LETTER QUALITY PRINTERS

HR5	Brother HR5 Thermal printer A/C mains or battery	£115.00
HR15	Brother HR15 Daisy wheel printer (13cps)	£326.00
HR25	Brother HR25 Daisy wheel printer (23cps)	£550.00
UCHIDA	Uchida DWX305 Daisy wheel printer (20cps)	£227.00

PRINTER SUPPLIES

11241P160	11x9 1/2 part plain listing paper (2,000)	£11.25
11241P2C1	11x9 1/2 part (otc) plain listing paper (1,000)	£14.00
11241P3C1	11x9 1/2 part (otc) plain listing paper (700)	£16.25
11370R160	11x14 1/2 part ruled listing paper (2,000)	£13.50
11370R2NC	11x14 1/2 part (ncr) ruled listing paper (1,000)	£22.50
11370R2C1	11x14 1/2 part (otc) ruled listing paper (1,000)	£15.00
12235P160S	12x9 1/2 part plain listing paper with side perms (2,000)	£12.00
HR1R	Brother HR1 ribbon	£2.20
RIB119	Diablo Hytype II Multistrike film ribbon	£1.75
GP205	Diablo Hytype II fabric ribbon	£2.50
MX80	Epson MX80, RX80, FX80, fabric ribbon	£3.00
MT80	Mannesmann Tally MT80 film ribbon	£6.50
RIB117	Uchida DWX305 multistrike film ribbon	£2.75
HR5R	Brother HR5 ribbon	£2.20
HR15R	Brother HR15 multistrike ribbon	£4.00
HR25R	Brother HR25 multistrike ribbon	£4.00
	Uchida daisy wheels	£14.00
	Uchida/Oume daisywheels	£4.00
LAR089361C	3 1/2 x 1 7/16 Labels — 1 wide (12,000)	£20.00
LAR089361S	3 1/2 x 1 7/16 Labels — 1 wide (2,000)	£13.00
LAR070363F	2 1/2 x 1 7/16 Labels — 3 wide (1/10") (2,000)	£8.00

DIGITAL FRAMESTORE

Now we come to the two nitty-gritty bits of the circuitry - the conversion to and from digits, and the storage and retrieval of the digits in a hurry. Daniel Ogilvie shows how its done.

With a clock rate of 13MHz we have $1/13\text{MHz} = 78\text{ ns}$ to convert the data and store it in memory. Of the readily available ADCs, the National Semiconductor ADC0800 takes 10 μs ; obviously, we will have to look for something rather more exotic for the ADC here.

Most common ADCs work by the successive approximation technique, which requires a number of clock cycles to obtain a digital representation of the incoming analogue signal. Even at high frequencies, the number of clock cycles would take an unacceptable length of time; for instance, if we were able to clock the ADC0800 at 10MHz, it would still require 40 clock cycles to complete a conversion, which would mean that we would have to allow 4 μs for each conversion — still far too slow.

Successive approximation ADCs contain just one comparator, see Fig. 4, and what they do is to try the different bits in the latch, starting with the most significant and working down to the least significant, to see which should be on in the final result.

An alternative technique is used by flash (or parallel) converters; here, there are lots of comparators all tied to the input and to different points in the resistance ladder. The encoder logic has to decide which is the highest comparator which is on. The time taken for conversion is just the propagation delay of the comparators and the encoder.

However, the big disadvantage of these ADCs is the complexity, as there has to be a comparator for every possible output word. So, for an n-bit converter, there have to be 2^n comparators, and this also means

that there have to be more resistors in the chain, and that the encoding logic has, necessarily, to be that much larger.

There are a number of flash converters on the market, the Ferranti ZN440 and the RCA CA3300 for example. The type we are going to use is the TRW TDC1014, which is a six-bit converter. Both eight-bit and four-bit versions are available and could be used instead; however, the four-bit version will not offer sufficient resolution for any serious application and the eight-bit version is very expensive, in effect containing four times the logic and comparators of the six-bit version. The six-bit version is a compromise.

The ADC is the single most expensive item in the framestore. It does contain a lot of very fast logic, including 64 latched comparators, for example. Its cost is about £100, and as we have seen there is no way round this. The framestore can, of course, be built without the ADC and used only to display images loaded by computer — not exactly a framestore then though is it?

The Dynamic Ram

The DRAM is a significantly cheaper memory cell per byte than static RAM. It would be possible to design the framestore using fast (better than 70ns) access time static RAM, which would consume over 100 16K X 1, for example. These would require a second mortgage to acquire (£10/chip). So if only for financial reasons the DRAM would appear to be the right choice and the 64K X 1 variant is the cheapest and most convenient available for us. However they do require more thought and circuitry to drive them. The problem of their slow access

time is discussed below. We will consider briefly here how to get data in and out of them.

You have probably noticed that the 64K X 1 DRAM comes in a 16-

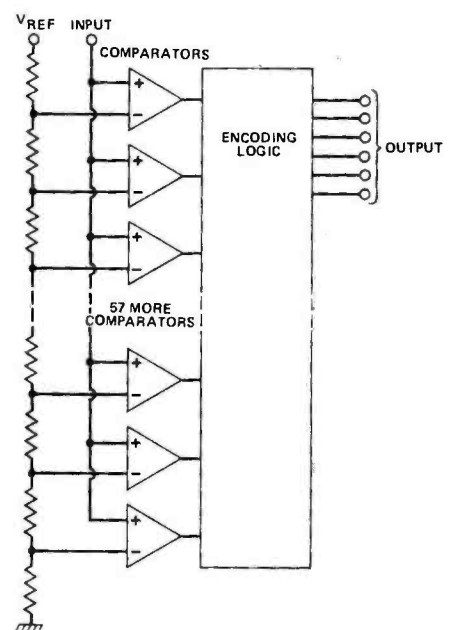
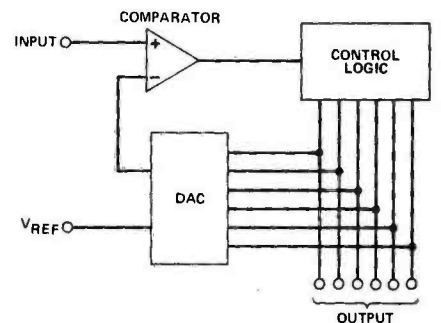


Fig. 4 Two ways of converting analogue to digital: (a) successive approximation ADC; (b) 'flash' converter ADC.

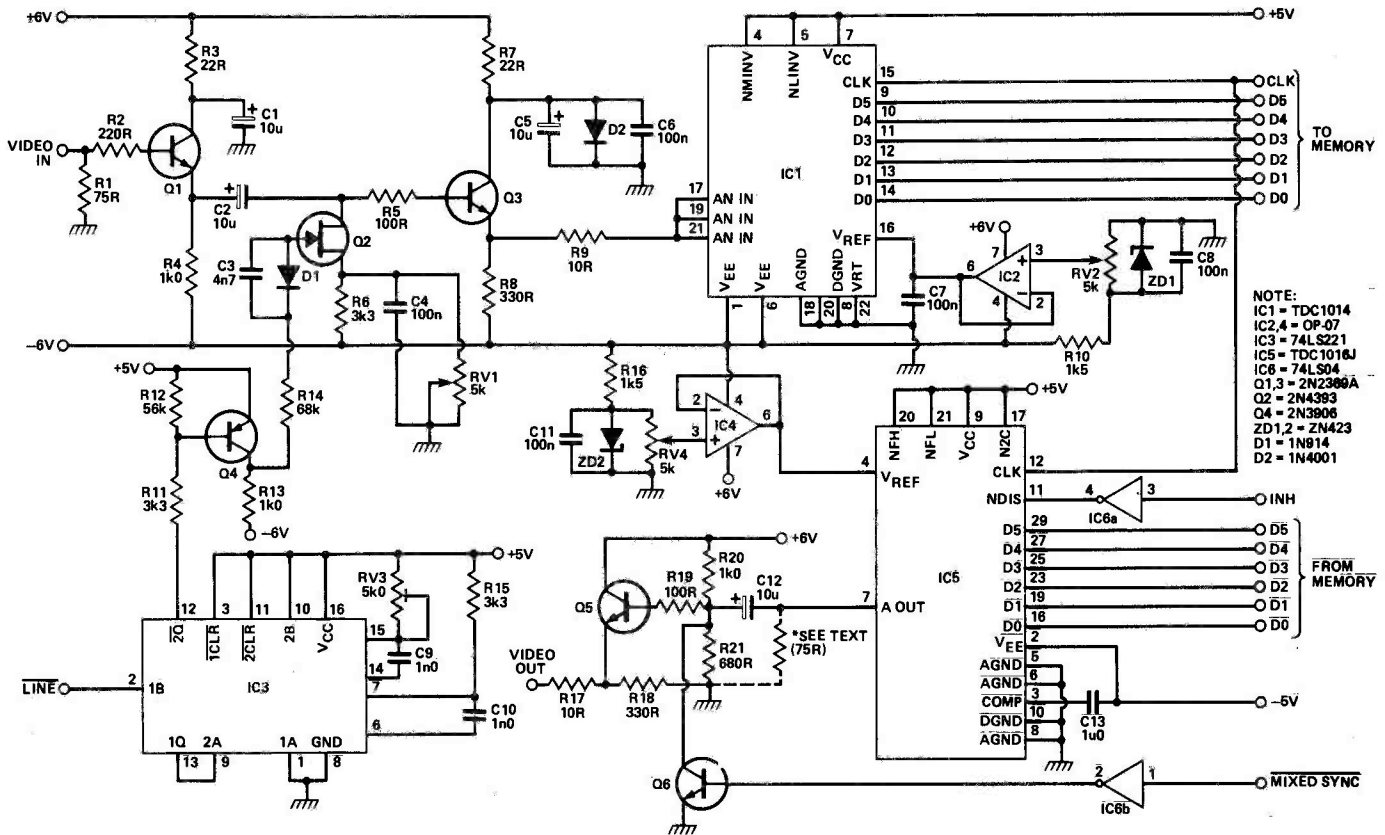


Fig. 5 Circuit diagram of the converter section.

HOW IT WORKS - ADC/DAC

R1 terminates the video signal at the appropriate 75 ohms. Q1 buffers the video, and the signal is then AC coupled to driver transistor Q3 via C2 and R5. Q3 is needed because the input to IC1, the ADC, is quite capacitive (100p).

The DC level of the signal is determined by the clamping action of Q2, as follows. IC3 is a dual monostable, and it generates a 2 μs pulse 3 μs after the LINE signal goes low, which is every 64 μs. This pulse is fed via Q4 to the gate of Q2, which turns this transistor on, shorting the negative end of C2 to the voltage set up by R6 and RV1.

The portion of the video waveform when this is happening is known as the 'back porch', and, by definition, it is reference black. So R6 and RV1 set the reference black level for the video signal. Clamping the waveform every 64 μs ensures that the tone of the image remains consistent across the screen.

The ADC is IC1, a TDC1014, which converts continuously at 13MHz. 10ns after the rising edge of the clock input, the video input is latched into its comparators and compared with the voltage fed to the reference input. This latching operation means that the input does not have to be held steady while the conversion is taking place.

On the falling edge of the clock signal, the comparator outputs are fed to a 63-to-6 decoder. The outputs from the comparators essentially form a bargraph representing the video signal size: for example, if the video input is half the reference voltage, then half the comparators will be on and half will be off. The conversion logic takes the bargraph output and converts it into a six-bit binary word.

The binary word is latched into the ADC output on the next rising edge of the clock and the data becomes available 30ns later. There is what is known as a one pipeline delay in the output, and the ADC takes in new data whilst converting the previous data.

The reference voltage is provided by ZD1 and this is buffered by IC2. RV2 allows the reference voltage to be changed which gives some control over the gain of the ADC; the lower the reference voltage, the lower the threshold between adjacent comparators in the ADC, so the smaller the change in the input signal that is required to change from one output binary word to the next.

IC5 is the DAC, TDC1016. It acquires data from the memory on the rising edge of the clock input provided that the data has been set up 20ns beforehand. The reference input,

provided by ZD2 and buffered by IC4, is used, with the digital data, to decide the size of the output voltage. The output of the DAC can be forced to 0V (black) by the NDIS input and this is done outside the stored picture area to prevent rubbish being displayed.

The output of the DAC can drive the standard 75R line, but will provide only 500mV output swing, which will give disappointing contrast on a monitor, which would be improved by amplifying the output. On the other hand, without termination, the output voltage swing can be 1V but fast edges of the video could cause some slight overshoot, although it is unlikely that such edges would be generated by anything other than a computer-generated image.

In the circuit shown, we leave the choice of whether or not to terminate the output from the DAC with 75R up to you; the resistor required to do this is shown dotted. The black level of the output is set by the ratio of R20 to R21 and when a MIXED SYNC pulse is present, this point is shorted to 0V by Q6 to provide a composite output.

Q5 provides a 75R drive capability for the video. No low-pass filtering has been used to reconstitute the video output, as this will almost certainly be performed by the monitor.

pin package and yet would require 16 address lines to select all of its bits (216 = 64K). This is because the address is sent in two eight-bit bytes and strobed into latches by two lines (row address select, RAS, and column select, CAS). You can consider the memory as a grid with two latches selecting the vertical and horizontal rows to access the bit we require. On the falling edge of RAS the row address is latched and a little later we take CAS low which latches the other address. The CAS line also turns on the output drivers and therefore some time (the access time) after CAS the data will appear on the Q output.

If we wish to write data in we must ensure the data is valid and

generate a write pulse; the data is written in on the rising edge of the pulse. It will be noticed that there is a dead time between successive accesses. This is required by the DRAM to restore the memory cell to its steady state after an access, and is referred to as the precharge time. This has to be allowed for when driving DRAMS and so the total cycle time (read or write) is the RAS access time + the precharge time.

DRAM uses a capacitor to store the data bit which loses its charge over a period of time (2ms or sometimes 4ms) and to prevent us losing data, it has to be read and written over a period of time, which is called refreshing. Refresh

HOW IT WORKS - MEMORY CARD

The memory chips used cannot possibly work at the speed at which the frame-store converts analogue to digital or vice versa; so the design here uses shift registers to convert eight serial bits from each of the six data bits into a parallel data word, which is then stored in parallel in memory. Thus the memory can read or write at one eighth of the speed that the ADC or DAC are working at; however, this does have the disadvantage that effectively six memory cards are required.

Fig. 8 shows the circuit for just one storage card; all the connections to this are paralleled with the other memory cards, except SI, the serial data input bit from the ADC, SO, the serial data out to the same bit on the DAC, and MPUD, which is connected to one bit of the processor data bus.

The dynamic RAM is usually being read. RAS is strobed low when the lower address bits (A0-A7) have settled. After the RAS hold time of the dynamic RAM the upper address lines are enabled and CAS is strobed low. The 16-bit address bus is multiplexed to eight bits by the two 'LS257 two-to-one multiplexers. The select line is the LO output of the control card. After the CAS access time of the RAM has elapsed the Q outputs of the DRAM

become valid. These are synchronously loaded into the eight-bit data shift register formed by two 'LS195s. This eight-bit data is then clocked out of this shift register whilst the RAM is accessing the next bit.

The address inputs to the RAM have 33R resistors in series with them to damp possible destructive negative voltage excursions on the address lines due to the high capacitance of the DRAM inputs and the PCB tracks.

Should we wish to load data into the RAM we need to pull down the write line to the RAM at the appropriate time; this is handled by the control card. Data from the ADC is clocked into the shift registers. When eight bits have been loaded, the Q outputs of the shift register are loaded into an eight-bit latch on the rising edge of the transfer pulse. The data is then valid and held for the next write cycle of the DRAM.

Any additional I/O on the board is for MPU access and will be discussed in a future article.

The type of RAM shown is Motorola MCM6664. This has an on-chip refresh counter which can make interfacing to an MPU a little easier. However any 64K 200ns DRAM should work quite satisfactorily as there are no critical timings.

is performed by strobing RAS low and providing a sequential address (0 - 128 or sometimes 256) on the address bus. However when DRAM is read it destroys the data in the cell which must be automatically written again at the end of the read cycle. We are continually accessing the DRAM to display the stored picture and therefore by ensuring the RAS addresses are the low-order address lines, refresh is automatically performed.

Speedy Shifting

To store a picture to our required resolution we need a six-bit word to be converted by the ADC and stored in the RAM in 78ns. We have (I hope) justified our choice of DRAM instead of fast static RAM, but the fastest DRAM that we can procure is 100ns and comes expensive (there are some DRAMs that allow us to access four-bit data in 50ns but that does not satisfy our requirement either).

Some way must be found to overcome this deficiency and the answer comes in the form of the humble shift register. We can use

the shift register to temporarily store the fast data from the ADC and parallel load this into the dynamic RAM.

The access time of the DRAM is reduced by the number of bytes in the shift register. This is illustrated in Fig. 6. The data from the ADC is clocked into the shift register which is configured in a shift right mode. When eight bits of data have been received, after eight clock pulses, the eight Q outputs of the shift registers are loaded into a latch. We now have eight clock cycles (8 x 78ns) of stable data to load into the DRAM. The shift register in the meantime is loading the next 8 bits of data.

We can arrange a similar system to retrieve data from the DRAMs. If we strobe the DRAMs such that the data is available at their Q outputs, we can parallel load this into the shift register and clock it out at 13MHz. The dynamic RAM then has 8 x 78ns = 624ns to provide the next data byte. This is illustrated in Fig. 7. The full dynamic RAM timing diagram was published last month when the control card was discussed.

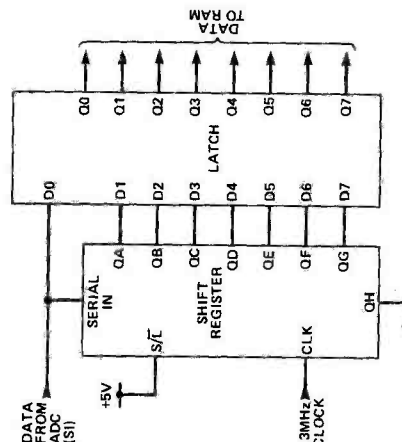


Fig. 6 Assembling eight successive bits into a parallel data word.

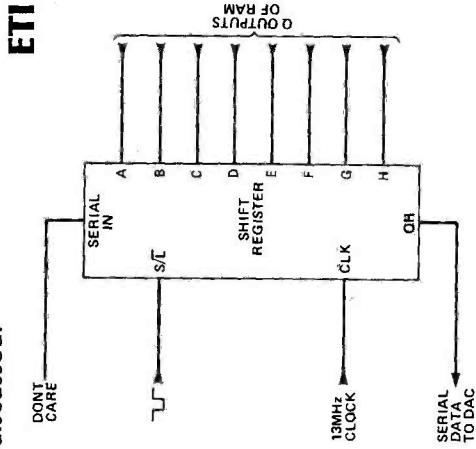


Fig. 7 Re-converting the parallel data word into a stream of eight bits.

neptune

for low-cost training in
real-life robotics

The advanced design of the Neptune 2 makes it the lowest cost real-life industrial robot. It is electro-hydraulically powered, using a revolutionary water based system (no messy hydraulic oil!) It performs 7 servo-controlled axis movements (6 on Neptune 1) - more than any other robot under £10,000. Its program length is limited only by the memory of your computer. Think what that can do for your BASIC programming skills!

And it's British designed, British made.

Other features include:

- Leakproof, frictionless rolling diaphragm seals
- Buffered and latched versatile interface for BBC VIC 20 and Spectrum computers.
- 12 bit control system (8 on Neptune 1)
- Special circuitry for instant compensation
- Rack and pinion cylinder couplings for wide angular movements
- Automatic triple speed control on Neptune 2 for accurate 'noming in'
- Easy access for servicing and viewing of working parts
- Powerful - lifts 2.5 kg with ease
- Hand held simulator for processing (requires ADC option)

Neptune robots are sold in kit form as follows

Neptune 1 robot kit (inc. power supply)	£1250.00	ADC option (components fit to main control board)	£95.00
Neptune 1 control electronics (ready built)	£295.00	Hydraulic power pack (ready assembled)	£435.00
Neptune 1 simulator	£45.00	Gripper sensor	£37.50
		Optional extra three-fingered gripper	£75.00
Neptune 2 robot kit (inc. power supply)	£1725.00	BBC connector lead	£12.50
Neptune 2 control electronics (ready built)	£475.00	Commodore VIC 20 connector lead and plug-in board	£14.50
Neptune 2 simulator	£52.00	Sinclair ZX Spectrum connector lead	£15.00

All prices exclusive of VAT and valid until the end of March 1985.

mentor

desk-top robot

This compact, electrically powered training robot has 8 axes of movement, simultaneously servo controlled. It gives smooth operation and its rugged construction makes it ideal for use in educational establishments. Other features include long-life bronze and nylon bearings, integral control electronics and power supply, special circuitry for instant compensation, optional on-board ADC, and hand held simulator as the teaching pendant like Neptune. Mentor's program length is limited only by your computer's memory. Programming is in BASIC.


Mentor is all-British in design and manufacture and comes in kit form at an astonishingly low price.

Mentor robot kit (inc. power supply)	£345.00
Mentor Control electronics (ready built)	£135.00
Mentor Simulator requires ADC option	£42.00
ADC option (Components fit to control electronics board)	£19.50
BBC connector lead	£12.50
Commodore VIC 20 connector lead and plug-in board	£14.50
Sinclair ZX Spectrum connector lead	£15.00

All prices exclusive of VAT and valid until the end of March 1985.



CYBERNETIC APPLICATIONS LIMITED
PORTWAY TRADING ESTATE, ANDOVER, HANTS SP10 3ET
TEL: (0264) 50093 Telex: 477019



Sure! More than 10 tasks simultaneously and, in some cases, up to 300 times faster! That's what replacing the basic ROM with the new FORTH does for the ZX81 - and more!

The brains behind the breakthrough belong to David Husband, and he's building Skywave Software on the strength of it. Already orders are flooding in and it's easy to see why.

The ZX81-FORTH ROM gives you a totally new system. In addition to multi-tasking and split screen window capability, you can also edit a program while three or four others are executing, schedule tasks to run from 50 times a second to once a year, and with a further modification switch between FORTH and BASIC whenever you like.

The ZX81-FORTH ROM gives you a normal keyboard with a 64 character buffer and repeat, it supports the 16k, 32k, 64k RAM packs, it is fig-FORTH compatible and it supports the ZX printer.

The price, too, is almost unbelievable. As a "fit it yourself Eprom", complete with manual, it's just £25 + VAT. Add £3.45 p&p UK (£6.00 Europe, £12.00 outside Europe) and send your order to the address below.


Skywave
SOFTWARE

David Husband
73 Curzon Road, Bournemouth,
BH1 4PW, ENGLAND.
Tel: (0202) 302385.
International +44 202 302385.

ETI 23

MASTER Electronics - Microprocessors - Now! The PRACTICAL Way!

- Electronics - Microprocessors - Computer Technology is the career and hobby of the future. We can train you at home in a simple, practical and interesting way.
- Recognise and handle all current electronic components and 'chips'.
- Carry out full programme of experimental work on electronic & computer circuits including modern digital technology.
- Build an oscilloscope and master circuit diagrams.
- Testing and servicing radio - T.V. - hi-fi and all types of electronic/computer/industrial equipment.



New Job? New Career? New Hobby?

Please send your brochure without any obligation to:-

I am interested in:

- ELECTRONICS
 MICROPROCESSORS
 RADIO AMATEUR LICENCE
 CITY & GUILDS EXAMS

Other Subjects

BLOCK CAPS PLEASE



OR TELEPHONE US
0734 51515 OR
TELEX 22758
(24 HR SERVICE)

British National Radio & Electronics School Reading, Berks. RG1 1BR

SYSTEM FAILURE

The UK's defence industry isn't delivering - either in terms of reliability, which is this report's main concern, or in commercial and export terms. Dave Bradshaw has been talking to a very experienced engineer, working in defence, to find out why.

Like it or not, each adult in the UK contributes several hundred pounds a year to the defence industry (the exact figure is not easy to calculate). A large proportion of our electronics engineers are employed in this industry, either directly or indirectly, and much the largest share of all research is conducted for military purposes.

With all this effort going on, it is important to ask whether we are getting value for money, because it would represent a huge waste of resources if we were not. To give value for money, a military system must work, ie it must be reliable. But there are very serious question marks against the reliability of some systems. For example, when the Belgrano was sunk during the South Atlantic conflict, conventional torpedoes were used even though the submarine which did the sinking was believed to have 'Stingray' torpedoes aboard. Why? Could it be that the sub's captain didn't trust the high-tech torpedoes to do the job?

The problem with torpedoes is that if the first one misses, it gives the enemy warning that an attack is being mounted, which in turn gives time for preventative action to be taken. So a very high degree of reliability is necessary for torpedoes. On the other hand, another high-tech weapon, the Exocet, was used with devastating effect. Here, the circumstances are different, because if the weapon fails, it might not alert the enemy, but just crash into the sea. Even if the attacker is unlucky enough to alert the attacked, there is still ample time to launch another missile, because the target is slow-moving and the attacker is much faster.

So 'reliable' can mean different things in different circumstances. When there was a scare over some chips manufactured by TI not having been correctly tested, BAe publically stated that they had used the chips in question in the Rapier missile, and that the missile had an 80% success rate which was considered to be very good. In weapons terms, Rapier is a low-complexity, high-reliability weapon.

An example of about the most complex weapons system in service at the moment is the Tornado multi-role combat aircraft. Each major 'service' on a Tornado takes about three months, and that will involve the stripping down of all the systems and sub-systems, and the thorough testing of them all, both individually and in an assembled state. However, by the time the Tornado has landed after its first flight, it has several systems that are not fully functional, and it has to go for further repairs. The F1-11 has similar problems.

It requires a major maintenance effort to keep aircraft like this functional. By contrast, the Harrier is very robust and simple, despite having a particularly highly stressed engine. And we've given Harrier technology away to the USA, because we preferred to concentrate on Tornado.

The remainder of this report will look at the factors that affect the reliability of military hardware. One of

the problems we have encountered, though, is that while there are countless examples of blunders committed in defence contracts, the actual examples we might be able to give are all covered by the Official Secrets act. In the vast majority of these cases, the details of the mistakes have very few if any defence implications. They do have very large implications for the companies involved in defence. It would be in the long term public interest if details were known - but they cannot be released. Perhaps this is one of the reasons why the British defence industry is losing ground in competing for orders against the Israeli and French industries?

Specification

The specification is basically the document in which the customer says what is required. It is one of the most critical stages in the procurement of a piece of military equipment, and mistakes made here can be difficult if not impossible to rectify. There are a number of 'golden rules' — many of them little more than common sense — which should be followed, but which are all breached to a greater or lesser extent for much of the time. Let us take a look at the rules. They are:

1. The specification must say exactly what the customer wants. There is no room for vagueness, as this will inevitably be exploited in one way or another by one or more parties to the deal.
2. The buyer must understand the specification and all the implications of what is being asked for. This may seem obvious, but contracts are usually drawn up by non-technical staff, at least in part.
3. The contractor, designer, developer and producer must all understand the specification; again, there is a problem of the contract being negotiated by non-technical staff, with the result that it may be inconsistent or open to several different interpretations in key areas.
4. The specification must be complete and must not leave anything out. Here there is the problem of the wrong priorities being emphasised in the drawing up of the spec, but there are additional problems. Military contracts generally run for around ten years from start to completion, but in 1984 it is impossible to predict what circumstances equipment will find on the (hopefully theoretical) battlefields of 1994. Also the sheer complexity of military items can make it virtually impossible to describe them fully — imagine trying to write a full description of a multi-role combat aircraft.
5. Another problem associated with the contracts running for so long is that you cannot be sure that the device will be used as it is designed to be used. If the design work is done ten years before deployment, the actual way it will be used cannot be predicted.
6. The device must be testable, and this must be built into it from the start. Inevitably, there will be aspects that cannot be tested, and it must be understood how

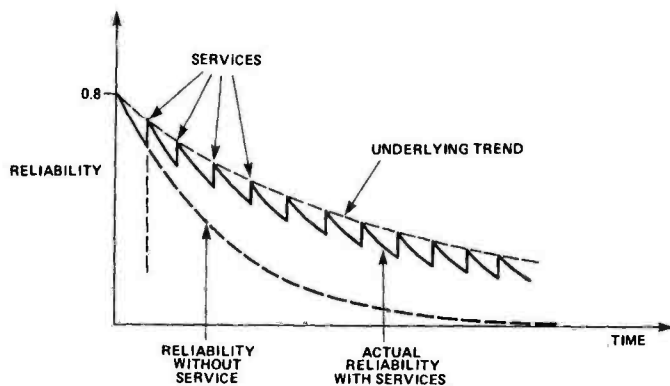


Fig. 1 Reliability declines with servicing.

much cannot be tested and how important that is to the system.

7. It must be possible to test the device without degrading it too much. One of the ironies with large-scale systems is that testing them actually makes them less reliable in the long run, see Fig. 1.

Let us pursue this question of testing a bit further. Large-scale weapons systems have some sort of self-test capability (ie BITE, built-in test equipment). Others, like missiles, will have an associated test box, so that you can plug the missile into a box of tricks that will then put the missile through its paces, testing the main routines that the missile's equipment will have to perform in actual use. This test might be a daily, weekly or monthly ritual, depending on the device in question.

Such a test can only give a partial check on the system, so periodically the whole missile will be taken apart, all the sub-systems in it tested, then it will be reassembled and given a full system test which will, so far as is possible without actually firing the missile off at a target, test the full system under simulated systems conditions.

There are several problems here. Firstly, without firing the missile, you can't fully test it - and there are major aspects of the operating environment you just cannot simulate. For example, you cannot simulate the launch satisfactorily. There are so many combinations of conditions that the missile may encounter that you cannot test them all.

There is a whole range of one-shot devices in any system that cannot be tested; these range from the warhead itself to explosive bolts. Testing these destroys them and they can only be replaced with similar items which, again, you can't test without destroying.

A further problem with mechanical parts of the system is that even after testing you cannot be sure that they will work. An example would be the wings and engine air-intake on a cruise missile. There are so many variables involved here that can prevent these from working, for example dirt or debris that entered the mechanisms during testing, or small mechanical deformations accidentally introduced in re-mounting the missile. All that you can say is that the mechanical bits worked when tested, but you cannot be sure that they will work the next time they're called upon.

There are particular problems with integrated circuits. After each step of building an IC — and this includes the different diffusion stages of the wafer — the IC is tested and inspected, to see that everything has been done properly. Once the IC is capped (encapsulated) you cannot go back to check on earlier stages, so you're confined to just checking to see that it

behaves, so far as you can test, in line with its specifications.

Burnt Out?

One of the principles behind the reliability verification of systems is that of burn-in. The idea is to make sure that the large numbers of early-life failures that occur with any device - be this individual ICs or a large-scale system - occur on the test bench rather than the battle-field. Failure early in the lifespan is somewhat tastelessly referred to as 'infant mortality'. These are usually caused by gross failure mechanisms due to manufacturing shortcomings (eg, dry joints, unsecured components, poor insulation, etc).

The idea is to create the worst possible operating conditions in which the device must operate, and subject it to these conditions for a period of time — typically 168 hours (one week) for high reliability ICs — and see if it fails. Individual devices, eg ICs, are burnt in, then they're assembled into boards and burn-in repeated, then the boards are assembled in sub-systems and the burn-in repeated, and finally the whole system is assembled and burnt in.

If the burn-in procedures are not adhered to fully, faults will get through and end up appearing in the finished items of equipment. Combined with the effects of long-term degradation, such infant mortality faults can appear to be random failures - except that these 'random' failures would be occurring rather more often than would be expected. However, it is difficult to distinguish between random failures and a quality control problem due to inadequate burn-in.

Manufacturers are under quite a lot of commercial pressure to curtail burn-in where possible. It costs a great deal of money and ties down resources. For example, assembling even the smallest system could take four weeks and tie up environmental testing facilities for that length of time as one week will be required for each stage — burning-in the components, the boards, the sub-systems and the system as a whole, albeit in different sections of the factory, or in different factories.

Even with an apparently adequate 'burn-in' programme, we still come back to the problem that you cannot adequately reproduce the full operating conditions. For example, the way components are mounted can count for a lot. If they are mounted in such a way that they can vibrate, it is not unknown for them to go into a very destructive mechanical resonance during, say, the launch of a missile.

Contracting

The commercial arrangements surrounding military contracts have strong repercussions on the reliabilities of the eventual products. Until recently, all contracts used to be on a *cost-plus* basis - the contractor would be paid as much as was spent on a particular project **plus** an agreed profit margin. As you might imagine, this was a licence to print money for the contractor, but it also encouraged very bad habits on the part of the customer.

The main problem was that the military would continue to change the specification of the equipment required right the way through the contract's life. These changes would be called 'enhancements', although they would frequently be incompatible with the

original specification. These 'enhancements' might be trivial - for example, the moving of a bracket - but they might also be quite large. An accumulation of apparently trivial changes can amount to a major design change.

During the typical contract life of ten years, the military would be going back to the contractor with 'enhancements' for virtually the full life of the contract, almost as a matter of course. Over ten years there will be a considerable change in the technology available, and the military wants to see the latest in technology incorporated into their toys. 'Enhancements' have the result that the system at the end of the project could be completely different from the concept at the start. Obviously, it has considerable repercussions for the reliability of the system if there are a number of 'bolt-on' extras added at different stages of the design and development.

Fixed Cost?

To overcome some of these problems, the present minister of defence, Michael Heseltine, has introduced what at first seems like a step in the right direction (no pun intended). The *fixed - price contract* is, in theory, exactly what it says — the contractor will get a fixed amount of money for doing a fixed job. This was introduced mainly to prevent the sort of price escalation that has been so common in defence contracts, but as a side-effect it should have got rid of the continuously varying spec. It hasn't.

The problem is that the eventual users of the equipment are still treating these contracts as cost-plus, and are demanding 'enhancements' from the contractors. Contractors are all too pleased to provide the enhancements requested — and even to make a few suggestions of their own — because, not unexpectedly, it will mean an increased price for the work. The customer can hardly object to this, and in any case, there could be no question of taking away the contract from one company and moving it to another, because that would extend the wait before the equipment comes into service.

Even if the military do not want 'enhancements', the contractor can easily find ways to increase the price because the specification and contractual terms are generally very loose, as is the monitoring of contracts. Just how loosely military contracts are monitored here can be judged in comparison to the way that NASA and ESA monitor their contractors' behaviour.

For example, if you are a sub-contractor to NASA, periodically you will receive a visit at very short notice from a technical expert. The warning you get could be 24 hours or less. The expert will want to see all the work you are doing, how it is progressing, and will want to know the reasoning behind all the procedures you have adopted. Engineers who have been through this process describe it as 'very testing'. However, it would be unthinkable for the MoD to adopt a similar process here.

Splitting It Up

Fixed price contracts are not the end of the changes the Government are introducing. The next stage is the putting out of every major stage of the contract to tender. So different companies would have the opportunity to bid at each of the stages; in a typical case,

these are: feasibility study; project definition; development; initial production; and quantity production.

The new system has only just been introduced, so it is not yet possible to see how it will work out in practice. The idea is to make contractors competitive in price at every stage of the process, but the major fear is that it might result in significantly less reliable end-products.

The problem is that if different contractors do different stages in the process, there is a lack of the engineering continuity which is essential for high reliability through feasibility, definition, development and production. As has already been mentioned, contracts are not normally drawn up by technical staff, although there is technical involvement. The more separate contracts are placed, the more contracts have to be written and the more the problems associated with this come to matter. However, on top of this there are always many things that even competent engineers do not write down - these range from apparently insignificant details to underlying assumptions; indeed, it is more likely to be the latter, rather than the former, that don't get written down.

Even if everything of importance does get written down, the experience and enthusiasm of the engineers involved in the project cannot be transferred from one contractor to another. In particular, if an engineer gets involved in a job which is then taken away, it is unlikely that the next engineer will, at least initially, have the same experience and motivation.

One effect that may not be all that bad is that the switch to part-contracts may lead companies to develop — or buy-in — ranges of off-the-shelf components instead of developing new ones. For example, to produce a generator, the fastest solution is to use off-the-shelf components of engine, dynamo and voltage regulator, whereas at the moment a contractor would automatically design a special-purpose unit from scratch. The reason for this change is that contractors will have to bid for a large number of jobs at any one time — all of them of shorter duration than at present — and it will not be known what the next contract will require. So the flexibility of off-the-shelf units will be necessary.

Finally, an inevitable consequence of part-contracts will be that contractors will spend more on making proposals. Each proposal costs time and money, and the customer will end up paying for this in the long run. At present, it is not uncommon for the cost of making a proposal to be buried in the costs of existing contracts — the system is so slack that contractors can allocate engineers' time to virtually anything they like. Whether fixed price contracts will eventually make it more difficult for costs to be hidden remains to be seen, but it is thought unlikely that it will make much difference.

Design Discipline

A good example of the importance of design discipline has been documented for the cruise missile programme. The sub-contractor doing the software ran into problems, but instead of properly analysing the trouble, the approach adopted was to throw more money at it by bringing in more software engineers. This just compounded the problems. Prof. C. Brooks of the University of N. Carolina's computing department describes the nature of working on software with the following analogy: "The bearing of a child takes nine months, no matter how many women are assigned."

Many software tasks have this characteristic because of the sequential nature of debugging." In other words, you can't rush writing software, but that doesn't stop defence contractors trying.

In general, contractors start their FMECA study far too late in the life of contracts. FMECA stands for Failure Mode, Effects and Criticality Analysis, and it is concerned with looking at the likely shortcomings of the design in a very critical and analytical way. Starting this process any later than the early stages of design and development can greatly reduce its effectiveness. However, contractors will often not start this procedure until they've already realised that there is a problem — ie, they're already in trouble and they're clutching at remedial straws. They throw money at the problem as a substitute for proper planning in the early stages.

Ideally, it should be written into any contract that the FMECA programme should start at some short interval — say 30 days — after the development contract has been awarded. This would then have to be very closely monitored to make sure that it really did happen. Very often an inquiry as to the progress on FMECA will result in the contractor hurriedly starting it up — but at too late a stage to have any real impact. The contractor will then pretend to the customer that the FMECA programme had been in hand all the time and they can get away with it because the MOD(PE) does not monitor effectively.

Short Term Contracts

It should be possible to carry through most military contracts in a much shorter time than they presently occupy. We would suggest that a target of two years — not ten — should be aimed for. A number of advantages would be incurred by going for much shorter time scales.

Firstly, the contractor and the customer would have to stick to the original specification. This would have the effect of 'freezing' the technology used at the time of design — but with only a two-year time lapse, this technology would still be in-date and not nearly obsolete, as would be the case with a ten-year contract.

Secondly, there would be a general reduction in price. Besides fixed price actually meaning that, the massive overheads incurred by having a job going on for so long would be reduced, as would the expenses involved in meetings. The main losers would be hoteliers, restaurants, travel agents and air-lines.

Finally, there would be the real opportunity to learn by mistakes. You can actually have an item of equipment out and in use at the time that you are looking at either the Mk.2 version, or at the next generation of equipment.

As far as we can see, it is sheer inertia that is stopping this sort of development, not technical complexity. If compact disc players can be designed and developed, using entirely new technology, in the space of a couple of years or so, then why not a new command, control, communication system for the army? Yet the Ptarmigan system has been under development by Plessey for the last 12 years and is still not fully deployed.

Conclusion

The way that the defence industry is organised at the moment, the products work despite the system, and mainly because of the dedication of individuals. A major reorganisation would result in a much less costly more effective industry, which would, in the long term, be better for all concerned.

ETI

HENRY'S AUDIO ELECTRONICS

UK'S NO.1 FOR ELECTRONICS

ALL PRICES INCLUDE VAT

STEREO RADIO TUNER


Ready built
Mw-Lw Stereo FM
By well known
Hi-Fi manufacturer
Approx. 6 1/2" x 3 1/2" x 1 1/2"




With Data **£4.95** post 65p

CASSETTE MECHANISMS

Fitted counter. Motor. Stereo record and erase heads. Solenoid, etc. Brand new available 6V DC or 12V DC



(state which) **£5.95** (UK C/P 65p)



THERMAL PRINTER

COMPLETE WITH FULL HANDBOOK. 3 ROLLS PAPER

£49.95 (UK C/P £1.05)

SUITABLE FOR TANDY BBC ORIC NASCOM GEMINI ACDRM DRAGON ETC. ETC. (Interface unit with leads £15 — state model) (your enquiries invited).

NICADS/DEACS

Rechargeable packs
EVERREADY 8.4 Voh HEAVY DUTY
NICAD approx. 3 1/4" diam x 3 1/2"
with magnetic switch **£5.95** post 65p.



Two for **£11.00:** Four for **£20.00**
post 65p post 85p

DEACS (UK post 50p)

24 Volt 225 mA **£3.95**
3.6 Volt 90 mA **£1.25**
3.6 Volt 225 mA **£1.50**

COMPUTER POWER SUPPLIES

Large range in stock — many at very low prices.

RECHARGEABLE BATTERIES & CHARGER

Charger takes any 4 'AA', 'C' or 'D' cells plus PP3 type.
With free mains plug **£6.50**
(UK C/P & ins 65p)



4 x 'AA' (HP7 size) rechargeable cells **£3.50.**
(UK C/P 30p) Other sizes in stock

COMPUTER FANS

(UK C/P 60p each. £1.00 per pair)



4 1/2" 220/230V AC Brand new **£7.50** each
3 1/2" 115V/115V AC Brand new **£8.75** each
4 1/2" 220/240V AC Ex-units **£5.50** each
4 1/2" 110/115V AC Ex-units **£5.00** each

MARRIOTT TAPE HEADS

(UK post 50p per 1 to 4)
1/2" TRACK
XRPS36 Low Imp. **£3.50**
XRPS18 Med Imp. **£2.50**
XES11 Erase for above **£1.25**
1/2" TRACK
BX RP63 R/P **£2.25**
Erase for above **£1.25**

CASSETTE HEADS

Stereo **£2.95** Mono **£1.95**
Stereo erase **£1.00**

TOROIDAL TRANSFORMER

100 watts Isolation 230/240 V AC plus 8-0-8V 4A 15-0-15V 0.645A
30W 0.16A size approx. 4 1/2" dia. x 1 1/2"
(UK C/P 75p) **£7.95**

UHF MODULATORS (UKC/P 40p)

Video Input RF outputs cased for computers etc.
Astec UM 1233 **£3.50**
ITT version **£3.50**

P.O. POWER SUPPLY

240V AC input. Output smoothed
10V 1/2 — 1 amp DC double fused
Metal cased. 5" x 4" x 2 1/4"



£3.95 2 for £7.50, 4 for £14.00 (UK C/P 65p)

CHERRY ADD-ON KEYPAD

16 button pad non-encoded
£5.95 (UK post 50p per 1 to 2)



ITT 2020 CABINET

Professional computer case with keyboard cutout. 18" x 15.5" x 4.5" (front slopes). Ideal for single board computers like the Nascom or Gemini Multiboard (3 cards, etc). Very heavy gauge (.25") plastic with metal base. Attractive silver grey finish.
£22.95 (UK post £2.05)



ASC 1 KEYBOARD

685 DS Compact. 64 key + 5 function keys. Hall effect keyboard with reprogrammable (2718) ASCII output decoder EPROM. Steel key frame for good rigidity. Negative going strobe. Requires +5 volt +12 volt supplies.
£24.95



COMPACT 58 KEY ASCII KEYBOARD

Contactless capacitive high reliability keys. Full 128 ASCII codes. Steel key frame for positive rigidity. 1mS strobe. single +5 volt supply. Repeat key, control and caps. lock. **£32.50** (UK C/P £1.00 either model)

TV AMPS/ DISTRIBUTION

(UK C/P 65p any model)
UHF SET BACK
Ku700 7db **£6.95**
KuHG 14 dB high gain **£10.95**
Ku650 7db for 2 x TV's **£8.50**
UHF MAST TMB 30dB (MKD) **£18.95**
DISTRIBUTION — VHF/UHF 40 to 880MHz
4 way **£28.95** 6 way **£37.95** 8 way **£42.95**



POCKET RADIATION DETECTORS

Desimeter for Gamma and X-Rays. D-5r (UK Post 65p)
£6.95



STEREO TUNER/AMPLIFIER 1000's sold

4 wave-band stereo tuner amplifier by GEC MW/LW/SW stereo FM radio 10 + 10 watt stereo amplifier. Inputs for PU tape in/out. Supplied as two assembled units... easy to connect.
as illustrated **£21.95**
(UK C/P £1.50)



MODEM CARDS/COUPLER

Brand new. Tested, answer and originate 300 BAUD uncessed acoustic modem card by famous manufacturer. RS232 input/output, power supply +/- 12V at 180mA. Requires 2 magnetic earpieces, 2 switches, 2 LEDs and connectors to complete. Data supplied.
Card only **£29.95**
Card and remainder of small components **£33.45**
Telephone Direct Line coupler type LTU 11 MK1L. Suitable for direct coupling PRESTEL adaptors and the above acoustic modems. Integral Line select and autodial relays requiring TTL inputs data supply. **£14.95**
1200 BAUD receive 75 BAUD send direct coupled modem for PRESTEL. Requires +5V supply with TTL inputs for data. Line select and autodial. LTU 11 direct coupler required. See above. Data supplied. PRESTEL modem card **£14.95**

CB/HAM RADIO

Large range in stock — ask for leaflets

ALL PRICES INCLUDE VAT

ORDER BY POST OR TELEPHONE

CALL IN AND SEE FOR YOURSELF

OPEN 6 DAYS A WEEK

VISIT OR PHONE

OPEN 6 DAYS
A WEEK
ALL STOCKS
ON DISPLAY

HENRY'S

AUDIO ELECTRONICS



ALL PRICES
INCLUDE
VAT


EQUIPMENT • COMMUNICATIONS • COMPUTERS • COMPONENTS

SCOPES

(UK C/P £6.00 or £18.00 Securitor)

HITACHI

2 year warranty
ALL MODELS WITH
2 PROBES (Not V212)
V212 Dual 20 MHz 6" CRT
Probes see below.
V222 As 212 plus DC offset, etc
V203F Dual 20MHz Sweep delay 5%
CRT
All other models available.




£343.85

£454.25

£454.25

HAMEG

2 years warranty
Optional probes see below
HM103 Single track
10MHz 6 x 7cm display component tester. £192.05
HM 203/5 Dual 20MHz B x 10cm display component tester, etc. etc. £303.60
HM204-2 Dual 20MHz, sweep delay, 1mV component tester, etc. £419.75
Also HM605 Dual 60MHz £592.25




£303.60

£419.75

£592.25

CROTECH

Optional probes see below
3030 Single trace
15MHz component tester 9 1/2cm display
3035 Single trace 15MHz 13cm 15" display component tester.
3132 Dual 20MHz trig to 40MHz, 2mV/div 130mm (5") display, algebraic add/sub Reg DC D/P's - 5V AD ± 12V. Built-in component comparator



£205.85

£227.70

£341.50

LOW COST

10MHz 5mV single trace
75mm CRT general purpose



£169.00


THANDAR

2 year warranty
SC110A 10MHz battery portable 32 x 28mm display with batteries £189.75
(UK post, etc. £1.50)
OPTIONS Carry case £6.84
AC adaptor/charger £7.99 Nicad pack £12.65



SCOPEX

14D15 Dual 15 MHz 5" tube
TV SYNCH Z MOD £373.75
F6 As above plus fitted
0.2HZ to 200 KHZ Function Generator £488.75



AC CLAMPMETER

0/300A D/600V AC 0/1K ohm
Total 9 ranges with carry case and lead
ST300 £35.50 (UK C/P 65p)



COMPONENTS ■ TOOLS ACCESSORIES

LARGE RANGE IN STOCK
Tel: 01-723 1008 for small or large quantities.

TRANSISTOR TESTER

Direct PNP/NPN and diodes
Hfe, leakage, etc. General purpose TC1
(UK C/P 65p) £27.95



DIGITAL MULTIMETERS

Controls
S=Slide, R=Rotary
PB=Push button
All feature AC/DC volts.
DC amps (many with AC
amps) others, etc.
(UK C/P 65p) * WITH CARRY CASE



- * KD25C 12 range 0.2A DC 2 Meg ohm(S) £27.95
- * KD30S 14 range 10A DC 2 Meg ohm(S) £29.80
- * KD30C 26 range 1A AC/DC 20 Meg ohm (R) £35.80
- * METEX 3500 30 range 10A AC/DC 20 Meg ohm (R) £42.26
- * METEX 3510, 30 range 10A AC/DC, 20 meg ohm plus Hfe tester plus cont. tester (R) £46.52
- * 6010 28 range 10A AC/DC 20 Meg ohm (PB) £43.50
- * KD55C 26 range 10A AC/DC 20 Meg ohm (R) £44.50
- * KD615 18 range 10A DC 2 Meg ohm plus Hfe tester (R) £39.95
- * 7030 As 6010 but D.1% basic (PB) £53.95
- * HC 5010 31 range 10A AC/DC Cont. buzzer 20M ohm (R) £49.95
- * DM3350 Autorange plus cont. tester 18 range 10A AC/DC 2 Meg ohm (R) £49.95
- * DM2350 Mini autorange plus cont. tester 19 range 10A AC/DC (20A Max) 2 Meg ohm (PB) £69.95
- * 3100 Pen type auto ranging AC/DC V 20 Meg ohm - Buzzer £47.77
- SOAR M6540 Manual/Autoranging plus cont buzzer, 19 range 10A AC/DC 20 Meg ohm (R) £47.77

ANALOGUE MULTIMETERS

- (*mirror scale) (UK C/P 65p)
- MC1015 15 range pocket 10K/Volt 1 Meg ohm £8.95
 - HM1028Z* 22 range 20K/Volt 10A DC plus cont. buzzer 10 Meg ohm £14.50
 - ETU3000 20 range 30K/V 12A DC, 12 meg ohm £21.00
 - NH56R* 22 range 10K/Volt 6 Meg ohm £12.95
 - 830A* 26 range 30K/Volt 10AC/DC 10 Meg ohm £24.95
 - 360TR* 23 range bench, 100K/Volt large scale 10A AC/DC plus Hfe tester 10 Meg ohm £45.00
 - AT2100* 31 range de luxe 100K/Volt 10A AC/DC 100 Meg ohm £34.95
 - AT1020* 18 range de luxe 20K/Volt plus Hfe tester 5 Meg ohm £22.50
 - YN 360TR* 19 range 20K/Volt plus Hfe tester 1 Meg ohm £15.95
 - KRT5001* Range doubler 35 range total 50K/Volt 10A DC 20 Meg ohm £21.95
 - ST303TR* 22 range 20K/Volt plus Hfe tester 12A DC 1 Meg ohm £21.00



LCD COUNTERS

(UK C/P & INS 65p)

THANDAR battery portable 8 digit LCD counters. Size 255 x 150 x 50mm. Complete with batteries. Optional: Carry case £6.84 AC adaptor £7.99
TF040 10HZ to 40MHZ, 1HZ Res. 49mV sensitivity. £138.00
TF200 10HZ to 200MHZ, 1ppm res. 10mV sensitivity, many features. A&B inputs, etc. £189.75
TF600 600MHZ prescaler (Powered by computer) £51.75
TP1000 1000MHZ (1GHZ) Prescaler with power supply £74.75
PFM200A Pocket 20HZ to 200MHZ LEO counter D.1HZ res. 10mV sensitivity £79.73
NEW TF600 LEO 600 MHZ counter. P.O.A.




GENERATORS

Function and Pulse (UK C/P 65p)
THANDAR bench mains portable. Size 255 x 150 x 50mm Options: Carry case £6.84
TG101 0.02HZ to 200KHZ function, sine, square, triangle. Variable DC offset. TTL D/P. Ext. sweep mode. Variable 600 ohm 10V PP £120.75
TG102 0.2HZ to 2MHZ function. Sine, square, triangle. Variable DC offset. TTL D/P. Ext. sweep mode variable 600 ohm D/P. 10V PP £178.25
TG105 5HZ to 5MHZ pulse. TTL and Sync D/P. Variable 50 ohm D/P. Free run, gated or trip. modes. £120.75



LCD & LED MULTIMETERS

(UK C/P 65p)
THANDAR BENCH PORTABLES Size 255 x 150 x 50mm Option: Carry case £6.84
TM355 3 1/2 digit LED, 29 ranges, 0.25% basic, 100mV res. 10A AC/DC, 20M ohm (AC adaptor option £8.95) £97.75
TM356 3 1/2 digit LCD 29 ranges as TM355. 3000 hour battery life (supplied) £109.25
TM351 3 1/2 digit LCD, 29 ranges, 0.1% basic. Ranges as above, 2000 hour battery life. £132.25




LED COUNTERS

(UK C/P 65p)
METEOR mains or battery portable 8 digit LED counters. Size 219 x 240 x 98mm. 5mV sensitivity D.1HZ resolution.
100 5HZ to 100MHZ £109.25
600 5HZ to 600MHZ A&B inputs £139.15
1000 5HZ to 1000MHZ (1GHZ) A&B inputs £189.75
Options:
6 NICADS £12.19 RF pickup Aerial £8.91 (AC adaptor included)



FUNCTION GENERATOR

(UK C/P 65p)
JUPITER 500 Function generator 0.1HZ to 500KHZ or better. Sine, square, triangle D/P to ± 30 volts. TTL D/P. DC offset ± 15V variable. Ext AM and sweep facilities 220/240V AC operated. £126.50



DIGITAL CAPACITANCE METER

(UK C/P 65p)
0.1 pF to 2000 mfd LCD 8 ranges
DM6013 £69.50



PROBE KITS

In wafters with adaptors, etc. BNC fittings for scopes/counters/generators, etc.
X1 £7.95 X10 £9.50
X100 £18.40 X1/X10 Switchable £11.50
Demodulator £18.50
(UK C/P free with other items or 65p per 1 to 3 kits)

DIGITAL THERMOMETER

Pocket size LCD thermometers complete with battery. Accept any type K probe
(UK C/P 65p)
TH301 LCD -50° to +75°C 1°C resolution with thermocouple £68.43



LEAFLETS available for most items send SAE (Large 25p for latest catalogue)

GENERATORS

220/240V AC (UK C/P, etc. £1.20)
AUDIO LEADER LA627 5 band sine/square 0/P/0/5V RMS Dist 0.05% 10HZ to 1MHZ £106.95
TE220 4 range sine/square 0/P/5V RMS 0.5% Dist 20HZ to 200KHZ £82.95
TRIO A6202A 4 band 20HZ to 200KHZ, 10V RMS 0/P 0.5% dist CR DSC £102.35
RF TRIO SG402 6 range 100KHZ to 30MHZ RFD 0.1V RMS Int/ex mod £82.80
LEADER LSG17 6 band 100KHZ to 150MHZ (96 to 450 MHZ on Harmonics) RF D.1V RMS, Int/ex Mod. AF 1 KHZ volt (1 MHZ X1) optional £33.50 £132.25
TE200 6 range low cost version of above up to 110MHZ (300MHZ Harmonics) £74.95



TR DIP METER 1.5 to 200MHZ 6 band (UK C/P 65p) £56.00



SUPPLIERS OF ELECTRONICS FOR EVERY PURPOSE

Official orders welcome. (Subject to confirmation)

ALL PRICES INCLUDE VAT

ORDER BY POST OR PHONE



Up to £1000 instant credit Available through Lombard Tricity Finance

301 Edgware Road, London, W2
Test Equipment, Audio, Communications 01-724 3564
404 Edgware Road, London, W2
Computers 01-402 6822 • Equipment 01-724 0323 • Components 01-723 1008

CALL IN AND SEE FOR YOURSELF All mail to Cubegate Ltd, 1st Floor, 406 Edgware Road, London W2 1ED



Abbots Hill Chambers
1st Floor, Gower Street,
Derby DE1 1SD

Tel: Derby 0332/382433

Modules	Power RMS	Load	Volt Max	Size (mm)	Price
RVM150S	70-150W	4-8	±60	31x80x100	1+ 27.00 10+ 22.97 20+ 22.77
RVM300S	120-300W	4-8	±65	31x102x136	1+ 37.80 10+ 32.13 20+ 30.24
RVM400S	170-400W	4-8	±65	47x89x136	47.05
RVM700S	300-700W	2-8	±70	47x90x197	70.10
RVM700S Mounted on Heat Sink					70.40

MAIL ORDER ONLY

RVM RANGE OF POWER MOSFET AMPLIFIER MODULES. These Power Mosfet Modules are very reliable, driving difficult loads is no problem. Application from hi power systems to studio to domestic hi-fi. All of our modules are built and tested and carry a 2 year guarantee. We also supply a range of heat sinks, specially recommended for RVM modules.

All prices include post & packing.
(Quantity discount available)

To order send cash with order, or cheque/postal order. Delivery on our Modules and Heat Sink or same day dispatch when order is received with cash, allow 7 days with cheque or postal order.

MAGENTA ETI KITS

Full kits include pcbs, hardware, cases (unless stated otherwise), IC sockets, wire, nuts & bolts. Article reprints extra 50p each.

SPECTRUM CENTRONICS INTERFACE Dec 84 less case and printer plug	£8.71	MAINS BORNE REMOTE CONTROL (RECEIVER) Apr 84	£26.94
LOUDSPEAKER SQUEAKER Nov 84	£4.19	STEREO POWER METER Mar 84	£27.48
DIGITAL CONTROL PORT (SPECTRUM) I/O BOARD Nov 84 less case	£24.44	Kit less & panel meters	£23.98
DIRECT READING CAPACITANCE METER Nov 84	£27.32	MINI MYNAB (ZX81 & Spectrum) Feb 84 less case	£48.98
Kit less case & panel meter	£15.98	MINI DRUM SYNTH Nov 83	£11.87
TEMPERATURE CONTROLLER Nov 84 less case	£5.98	FAST LIGHT PEN Nov 83 less case	£24.82
MAINS FAILURE ALARM Nov 84	£8.20	RADIO CONTROL SERVO FAIL-SAVE less case	£3.14
KNIFE LIGHT Nov 84	£12.93	BALANCED INPUT PRE-AMP no case May 83	£11.98
SIMPLE ECHO UNIT (EZEKO) Oct 84	£25.98	COMPRESSOR/LIMITER no case May 83	£21.37
DIGITAL CONTROL PORT (SPECTRUM) CONTROL/PSU BOARD Oct 84 less case	£25.57	HIGH QUALITY PHONO AMPLIFIERS Feb 82	£24.82
SIREN UNIT Sept 84 less key switch	£14.82	MOVING COIL STAGE less case	£20.48
DRY CELL CHARGER Sept 84	£13.79	WATCHDOG SECURITY ALARM less battery	£28.48
INFRA RED CHARGER July/Aug 84	£13.79	Aug 81	£48.48
SIMPLE CMOS TESTER Aug 84	£22.95	HANDCLAP SYNTHESIZER Aug 81	£26.98
WARLOCK BURGLAR ALARM July 84	£24.98	LED JEWELLERY June 81	CROSS £225
SPECTRUM JOYSTICK INTERFACE June 84	£12.88	STAR £10.91	SPIRAL £28.98
AUTOMATIC SECURITY LIGHT SWITCH May 84	£21.57	INFRA RED ALARM Feb 81	£24.98
ZX81 EPROM PROGRAMMER May 84	£32.23	4 INPUT MIXER Dec 80	£22.98
MIDI DRUM SYNTH May 84	£20.98	MUSICAL DOORBELL Dec 80	£18.98
MAINS BORNE REMOTE CONTROL (TRANSMITTER) May 84	£32.71	ULTRASONIC BURGLAR ALARM Aug 80	£21.50
		CAPACITANCE METER Aug 80	£24.79
		CLICK ELIMINATOR Apr 79	£87.70
		Kit less case	£48.98

1985 CATALOGUE

FULLY REVISED CATALOGUE. Brief details of each kit, our books, & illustrations of our range of tools & components etc. CATALOGUE & PRICE LIST - send £1 in stamps etc or add £1 to your order. Price list - 9 x 4 size. Catalogue FREE TO SCHOOLS/COLLEGES REQUESTED ON OFFICIAL LETTERHEAD.

BBC TO ID35 STEPPER MOTOR INTERFACE PCB, driver IC, components, connectors & leads included. Demonstration software listing, circuit diagram, pcb layout & construction details given. Requires unregulated 12V dc power supply. INTERFACE KIT (ref ETI) £13.99. OPTIONAL POWER SUPPLY PARTS £4.67

COMPUTER ACCESSORIES

BBC TRACKBALL CONTROLLER. 2" ball, 2 fire buttons. Analogue input port connector. £17.98

BBC DIGITAL JOYSTICK. 2 fire buttons. D plug connects to analogue input. £9.98

COMPUTER CASSETTE PLAYER. Mains/battery. Auto stop. Tape counter. Audible monitoring during record & playback. Full remote control facility. £27.98

MAGENTA ELECTRONICS LTD.
ET 85, 35 Hunter St. Burton-on-Trent Staffs. DE14 2ST. Mail Order Only (0263) 65435. S.A.E. enquiries. Add 60p p&p to all orders. Prices include VAT. Access & Visa phone/post.

24 hr answerphone for credit card orders. OVERSEAS: Payment must be sterling. IRISH REPUBLIC + BFPO - UK PRICES EUROPE: UK PRICES + 10%. ELSEWHERE. WRITE FOR QUOTE.

NEW from



Peerless

This exciting new range of designs covers all domestic HiFi applications. There are 20, 30 and 40 litre designs using the famous Peerless Polypropylene bass units (newly released to the DIY market), a 7 litre mini speaker and two designs specifically intended for use with digital systems. The

Wilmslow Audio Total kits include all cabinet components, accurately machined from MDF board, drive units, crossover kits, wadding, grille fabric, terminals, nuts, bolts, etc. Full details are in the Peerless Manual for Loudspeaker Constructors which is available F.O.C. (send 12" x 9" SAE)

Total kit Prices per pair inc. VAT

Design 50/2R (7 litre, reflex)	£82.50 plus carr./ins	£8.00
Design 85/2R (20 litre, reflex, Polyr.)	£111.00 plus carr./ins	£8.50
Design 825/2R (30 litre, reflex, Polyr.)	£118.00 plus carr./ins	£10.00
Design 100/3 (40 litre, IB, Polyr.)	£172.00 plus carr./ins	£10.00
Design CD825/2R (25 litre, reflex) for digital	£128.50 plus carr./ins	£10.00
Design CD825/3R (30 litre, reflex) for digital	£186.00 plus carr./ins	£10.00

Basic kits (drive units and crossovers only) per pair

Design 50/2R	£67.50 plus carr./ins	£4.50
Design 85/2R	£77.00 plus carr./ins	£4.50
Design 825/2R	£77.00 plus carr./ins	£4.50
Design 100/3	£128.00 plus carr./ins	£5.00
Design CD825/2R	£88.50 plus carr./ins	£5.00
Design CD825/3R	£144.00 plus carr./ins	£5.00

Active versions of the three 825 designs are available

VERY COMPETITIVE PRICES

on speaker drive units:

AUDAX • CELESTION

DECCA • ELAC • FANE

GAUSS • GOODMAN'S

KEF • MCKENZIE

PEERLESS • SCANSPEAK

SEAS • TANNOY • VOLT

WHARFEDALE etc.

COMPREHENSIVE

CATALOGUE!

Pages & pages of drive

units, kits, crossovers,

cabinet components,

designs for PA cabinets

crossover calculations etc.

£1.50 Post Free (Export £3.50 or \$6)

Visit our new
HIFI STUDIO

for a great deal on

Ariston, A&R, B&W, Dual, Kef,

M-Short, Mission, Monitor,

Nad, Rotel, Trio, Walker etc.

Constructor Series Speakers



IT'S

SO

EASY

Have fun, save

money, building

a Kef design with

a Wilmslow

Audio CS Total

kit.

No electronic or

woodworking

knowledge

necessary and

the end result is

a proven top-

quality design

that you'll be proud of

Each kit contains all cabinet components, accurately machined for

easy assembly, speaker drive units, crossovers, wadding, grille fabric,

terminals, nuts, bolts, etc.

The cabinets can be painted or stained or finished with iron-on veneer or self adhesive woodgrain vinyl.

Easy foolproof assembly instructions supplied. Set of constructor

leaflets sent free on receipt of large S.A.E.

Prices per pair

CS1 (As 101)

CS1A (simplified LS3/5A)

CS3 (as 102)

CS5 (as Cariton II)

CS7 (as Cantata)

£111 pr. inc. VAT, plus carr./ins.	£8.00
£108 pr. inc. VAT, plus carr./ins.	£8.00
£131 pr. inc. VAT, plus carr./ins.	£10.00
£196 pr. inc. VAT, plus carr./ins.	£18.00
£263 pr. inc. VAT, plus carr./ins.	£19.00

Kef Constructor Series basic kits (drive units and crossovers only)

CS1	£88.50 carr./ins.	£5.00
CS1A	£84.00 carr./ins.	£5.00
CS3	£100.50 carr./ins.	£5.00
CS5	£138.95 carr./ins.	£5.50
CS7	£193.06 carr./ins.	£5.50



The firm for Speakers

Dept. ETI

35-39 Church St. Wilmslow, Cheshire SK9 1AS
Tel: 0625 529599

Wilmslow Audio Catalogue	post free £1.50
Celestion Cabinet Handbook	post free £1.00
Fane loudspeaker enclosure design	post free £2.95
Peerless Manual for Loudspeaker Constructors	F.O.C.
ALL the above £5 post free	



WORLDWIDE ACCEPTANCE



CRIMSON ELECTRIK amplifier kits, modules, active crossovers. YAMAHA Professional and Producer series products, 3rd Generation mixers, amplifiers. McGregor PA amplifiers, combos etc.

All at very competitive prices!

Lightning service on telephoned credit card orders
EFFICIENT EXPORT SERVICE

DISTORTION METER

Writing in his *Audio Design* article in the August issue of *ETI*, John Linsley Hood offered to describe a simple yet sensitive distortion meter, assuming, that is, the editor didn't mind! Needless to say, the editor didn't mind at all.

The ideal audio power amplifier, along with other pieces of audio signal handling gear which are not intended to modify the frequency response of a system, is well described by the old adage 'a straight piece of wire with gain'. This implies that such equipment does not modify or impair the nature of the signal being handled, except to amplify or add muscle power.

However, if this is the specification, how do we check to see how well or badly this requirement is being met? This is, alas, something on which there is very little agreement between audio engineers or circuit designers. So, before we consider the hardware, we need to examine the job we want it to do.

In simple terms, what we want is that the output from an amplifier should be identical to the input, except that it might be bigger or smaller or perhaps with one part of the frequency spectrum enlarged or diminished with regard to another. This is an awkward bit, so let us leave that on one side for the moment and look just at the simple flat-frequency-response area.

When people first considered this problem, their thoughts turned to the examination of a continuous, fixed frequency sine waveform somewhere in the middle of the audible band, say at 1000Hz. The logic of this was that any distortion of this waveform would lead, as could be shown by

mathematical analysis, to the generation of harmonics of the input signal, and these could be isolated and measured.

The problem with this approach is that it is highly artificial. We simply do not listen for instruction or enjoyment to steady single tones. Nevertheless, the technique is a useful one, especially if the output from the distortion meter can be examined on an oscilloscope. Quite a lot of information about its defects — yes, there are always some, if one looks hard enough — can then be gained, which allows the effects of changes to be assessed.

The most common of this kind of distortion meter is the simple 'notch filter', which will remove the incoming sine-wave signal and leave only the waveform impurities which have been added by the hardware we are testing.

The sort of result we would get

from this kind of test on an amplifier with cross-over distortion, or one driven into clipping, is shown in Fig. 1, a and b. What the distortion meter is showing us, in both cases, is what kind of a waveform would have to be added to the distorted output in order to get back to the waveform with which we started. Clearly, there is a difference between these, which can point the experienced worker in the right direction to remedy the defect, especially if the input signal and distortion meter output waveforms can be displayed at the same time on a double-beam oscilloscope.

The most conspicuous audible effect of the presence of large amounts of 'low order' harmonic distortion, (ie. mainly 2nd and 3rd) is that, as its name suggests, harmonic tones are added, which make the system sound rather shrill. Those of us with long

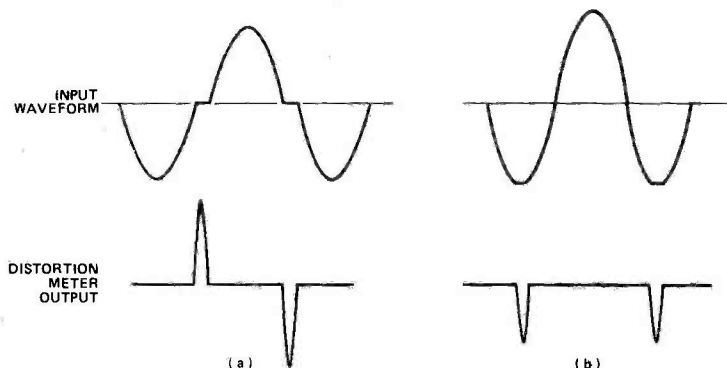


Fig. 1 Examples of the waveforms obtained by using a notch filter on distorted sine-waves.

memories will recall the sound of output pentode valves, which generated generous quantities of 3rd harmonic distortion, and for which the palliative was to stick a 10n capacitor across the primary of the output transformer. Triodes were much preferred, since they mainly generated only 2nd harmonic distortion, and this was lower down in the frequency spectrum and therefore much less squawky.

Also, as one might guess, these 'low order' harmonics generate spurious waveforms which do, in fact, harmonise with the input signal; once one gets beyond the 3rd harmonic in the 'odd' series, or beyond the 6th in the 'even' one, the tones become increasingly dissonant and objectionable to the listener.

This was one of the reasons why the first transistor amplifiers (whose residual crossover distortion produced 7th, 9th, 11th, and other audibly dissonant odd harmonics) were so much worse, even at a 0.1% distortion figure, than the valve units they replaced.

However, back to valves. When, in the early post-war years, designers began to consider seriously the requirements for high quality audio systems — at that time largely based on triode valve output stages, operated in push-pull to cancel as much of the even order harmonics as possible — attention was drawn to the other defect, shown in Fig. 2. This was associated with non-linearity in the handling of the signal, and was the so-called intermodulation distortion, which led to a muddling of the tonal quality.

If we take two separate and distinct audio signals as shown in Fig. 2a, and add them together as shown in Fig. 2b, and if we pass them through an amplifying stage having the sort of non-linear input-output characteristic shown in Fig. 2c, the result will be similar to that shown in Fig. 2d, in which the gain of the amplifier is reduced as it swings into its upper voltage region.

The worse the non-linearity, the more the intermodulation effects between initially separate and distinct input signals. Also, as you can see from Figs. 2e and 2f, a different kind of non-linearity will produce a different kind of intermodulated output. Once again, the effects due to high order defects such as crossover distortion are worse, audibly, than those due to smooth bends in the trans-

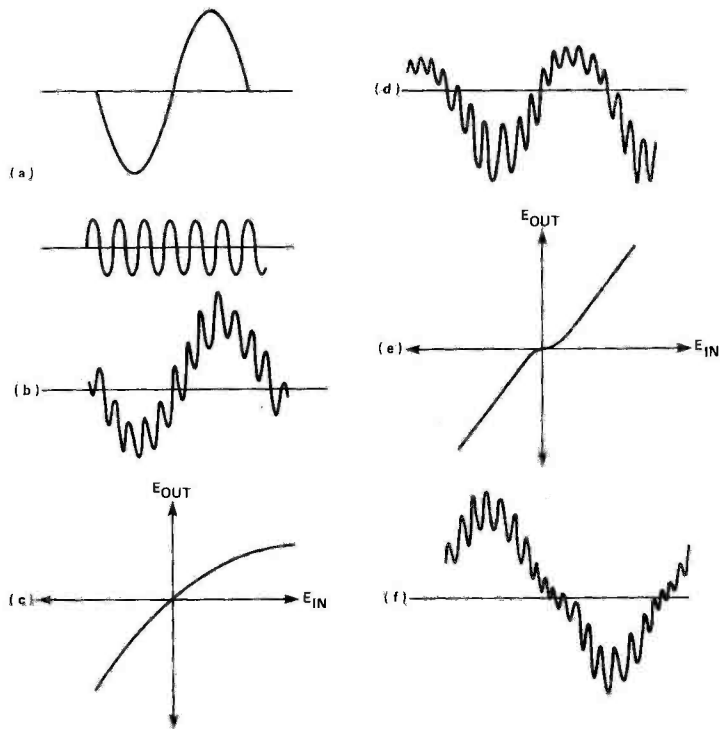


Fig. 2 The introduction of intermodulation distortion as a result of passing two signals through a stage having non-linear characteristics.

fer characteristics of the system — which provides yet one more reason why designers try to minimise the generation of the higher order harmonics.

The way in which intermodulation distortion is measured is by passing a pair of signals through the system, and then measuring the sum and difference products caused by the non-linearity of the system. For example, if two sine-wave input signals are introduced, one, say, at 70 Hz and one at 3000 Hz, the result of the non-linearity in the amplifier would be to generate additional spurious signals at 2930 Hz and 3070 Hz. If these are filtered out and measured, the amount of distortion in the amplifier can be assessed.

Looking at this in practical terms, if the transfer curve of the amplifier is as shown in Fig. 2c where the gain of the system decreases as it swings more positive, and if we assume that the 3000 Hz signal is a small one riding piggy-back on the much larger 70 Hz one, then, as the 70 Hz signal moves the operating point of the system from lower left to upper right, so the 3000 Hz signal will get bigger or smaller as shown in Fig. 2d.

This is helpful as a yardstick in assessing amplifier quality in that it simulates the effect of typical audio signals which are composed of many different parts, all happening at once, and, in a poor

amplifier, with lots of intermodulation distortion, all getting jumbled up together into a kind of audio porridge.

The snags are two. The first of these is that it takes quite good audio filtering in the test instrument to separate out the 2930 Hz and 3070 Hz signals from the 3000 Hz one, which makes such meters expensive. The second snag is that, having got the answer in terms of the amount of intermodulation distortion, the designer isn't given much assistance in finding just where the problem lies. The simple THD meter, with a display on an oscilloscope, is much better in this respect.

A more recent technique, adopted by the French CCIR committee, employs two high frequency signals, such as 19,950 Hz and 20,050 Hz. These give a frequency product appearing at 100 Hz, and it is easy to filter this out from the 20 kHz equal-amplitude carriers.

The argument offered in favour of this approach is that amplifiers, even nowadays, are much less good at 20 kHz in terms of their linearity than they are at, say, 1000 Hz. The counter argument is, of course, that we don't have ears like bats, so we are more interested in how the system behaves at 1000 Hz than what it does at 20 kHz.

Another very up-market technique is to put in a high-purity sine-

PROJECT : Distortion Meter

wave signal, or indeed as many of these as one feels inclined to use, and then display the output of the amplifier as a sweep of the frequency spectrum on a spectrum analyser. This is a development of the earlier 'Frequency Analyser' technique, in which the magnitudes of the outputs at various harmonic frequencies related to the input sinewave frequency could be displayed on a meter for individual analysis.

While spectrum analysis gives a very effective display of the amplifier output — 50 Hz warts and all — and the better modern ones are usable down to a noise threshold of -90 or -100 dB (0.003—0.001%), in all fairness, it is a bit difficult to see what one has got on the display or print-out if it is much below -80 dB (0.01%).

All this kind of kit is very nice, and mouth-watering to contemplate if one is setting up a 'cost no object' test laboratory, but it is a bit remote from the more frugally financed DIY enthusiast. So what can one do for oneself?

The THD Meter

The most useful piece of gear which one can organise simply, and which will give amplifiers a clean bill of health — or otherwise as the case may be — is a simple Total Harmonic Distortion measuring instrument or THD meter for short.

This operates by 'notching out' the fundamental frequency of the input sinewave and leaving the distortion products, together with any hum and noise there may be in the amplifier output, to be measured on a millivoltmeter. The main snags with this approach are that it will show these hum and noise components as harmonic distortion in the final output to the meter, yet they are nothing to do with the linearity of the system as a whole and are likely to be completely innocuous, audibly, if one can't hear them from the normal sitting position when listening to the system.

Fortunately, it is a simple enough matter to identify which is which, even without access to the oscilloscope, by merely disconnecting the signal source from the amplifier, looking at what remains in numerical terms, and subtracting this from the original result. In order to get a result which is not over-generous to the unit on test, this must be done as an RMS subtraction — I will come to that later.

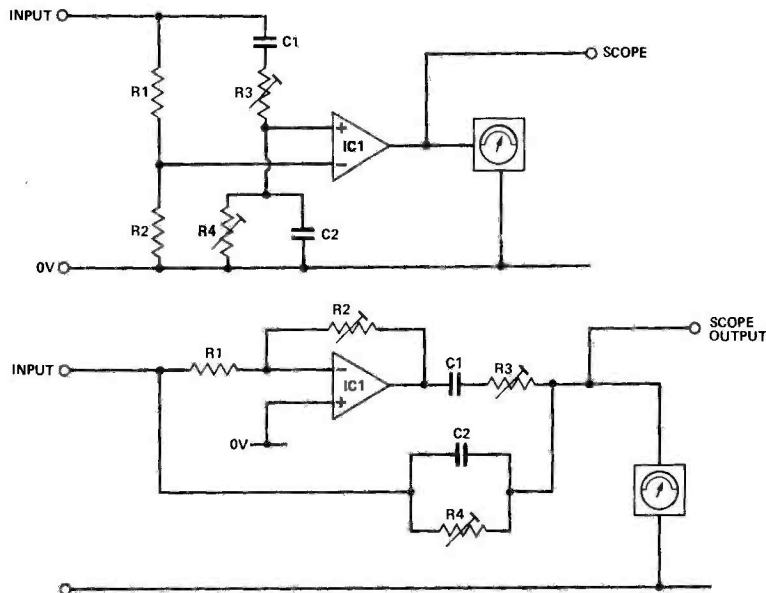


Fig. 3 a and b — Two possible arrangements of the Wien network.

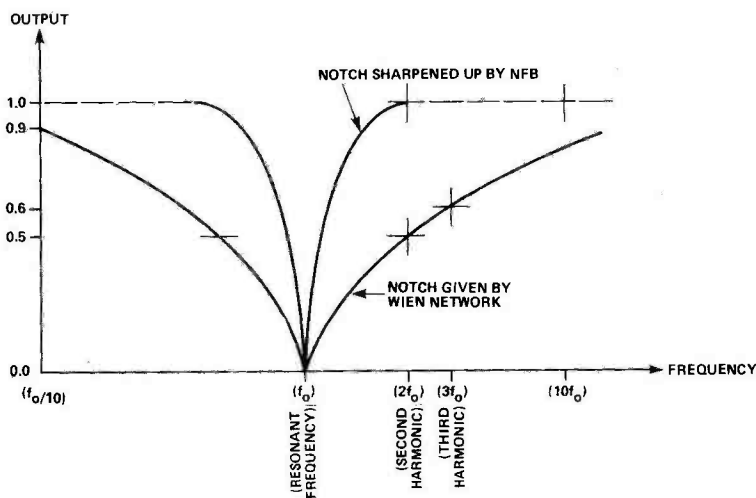


Fig. 4 The notch produced using the arrangement of Fig. 3b.

It is not a difficult matter to generate quite a good notch in a frequency response and tune it precisely to coincide with the frequency of one's test waveform, and there are several circuit choices available for doing this. Of these, the two most convenient and therefore the most commonly used are the RC 'parallel T' and the various arrangements of the Wien network, which I have shown in Fig. 3.

The interesting thing about the Wien network, C1, C2, R3 and R4 in Fig. 3a, is that it has zero phase shift and an attenuation of just 3 times at one specific frequency. If one makes R3 and R4 adjustable, this frequency can be altered. If C1 and C2 are not quite the same — in theory $C1=C2$ and $R3=R4$ — the attenuation will not be exactly 3x, but this could be compensated

for by an adjustment to R1 or R2.

The differential amplifier I have shown as IC1 would need to be a very good one for this kind of circuit to work well, so the alternative arrangement I have shown in Fig. 3b is preferable.

In this, the amplifier IC1 is used simply to invert the phase of the signal and amplify it by 2x. This utilises the feature of the Wien network that the impedance of C1, R3 is twice that of C2, R4 at the frequency where the phase shift produced by each part of the network is equal. So, if IC1 applies a signal to the upper half of the network which is exactly twice the size of that applied to the lower and of opposite phase, the output will come to a null at some frequency dependent on the values of C and R chosen, as I have shown in Fig. 4.

If we want just to remove the input signal frequency, without attenuating the harmonics, the skirts of the notch must be steeper than those produced by the simple arrangement shown in Fig. 3. However, we can do this by applying a bit of negative feedback around the loop, as I have shown in schematic form in Fig. 5.

To tune the notch frequency so that it exactly coincides with the input signal frequency, we need to be able to adjust the value of either the Cs or the Rs in the network. Since the operating frequency is given by the equation

$$F_0 = \frac{1}{2\pi} \sqrt{\frac{C_1 C_2 R_3 R_4}{R_1 R_2}}$$

the values of C are too large, unless a very high impedance circuit is employed, to allow the use of a twin gang variable capacitor. In fact, if we want the value of R3 and R4 to be 10k, C1 and C2 will need to be 16n for a notch frequency of 1 kHz. Lower frequencies would require proportionally larger values of capacitors.

It is possible to make such a system with an air-spaced twin-gang capacitor, but the necessarily high values of R make the whole unit very sensitive to 'hum' pick-up. Overall, I think it is easier to use variable resistors, which are easier to get and a lot more compact.

The necessary slow-motion adjustment can be obtained by the use of two resistors in series, one ten times the value of the other, when the high value resistors (as ganged pairs adjusted together) can be used as the coarse frequency adjustment, and the lower ones for fine trimming. This principal could be extended, of course, to employ three such twin gangs in series, to allow a very fine adjustment indeed.

Since the resistor which adjusts the gain of IC1 in Fig. 3, (R2), is a single potentiometer, a ten-turn variable resistor can be used in this position to adjust the gain of this limb so that a complete notch is obtained, with no residues of the input frequency remaining.

The final part of the system is a wide bandwidth millivoltmeter, to display the value of the distortion and noise residues remaining when the input sine-wave is removed.

Since we live in the real world, and there will inevitably be some hum pick-up somewhere in the

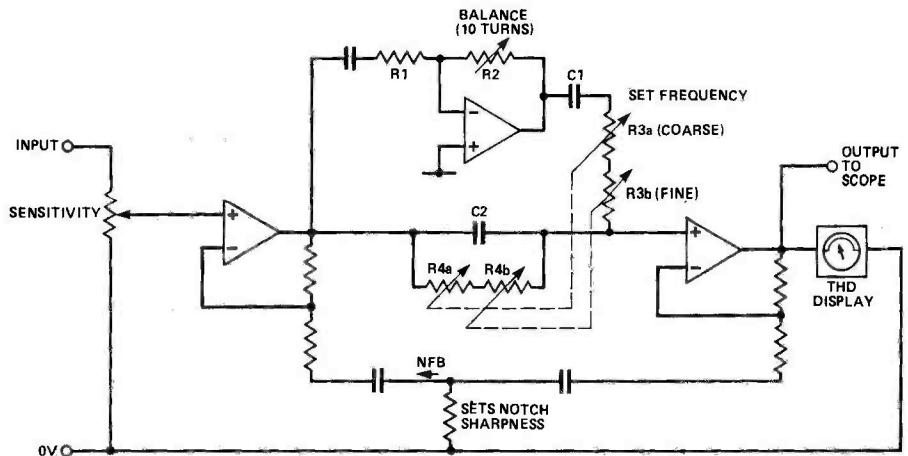


Fig. 5 Wien network with negative feedback to produce a sharper notch.

system we are testing, it is useful to incorporate a 50 Hz filter which can be switched in. Also, while we are doing that, we may as well include some HF filtering options, so that we don't measure the THD over too wide a frequency 'window', with its associated noise components.

Finally, it is very helpful, in tests where one is taking the measuring instrument to the gear being tested, to have a built-in signal source of adequate quality.


I am going to describe a relatively simple and low cost THD meter which incorporates the general ideas described above, and I propose to show this circuit in two forms, one a laboratory standard quality instrument operated from a mains input supply, and one a somewhat simpler unit operated from a single 9V battery, which will be rather easier to make if the demands made upon it are less stringent.

I like battery operated instru-

ments myself because they are highly portable and don't cause problems with earth loops. However, if one wants high performance, it is impractical to demand very lower power consumption at the same time. If one then accepts a higher battery drain — say 10–25mA — it is expensive if one forgets to switch the instrument off after use, while any 'auto off' function may well switch it off right in the middle of a measurement, which is infuriating.

Hence the two versions of the unit. I have deliberately tried to make the battery operated system as economical in current consumption as possible without resorting to exotic ICs, and in both cases I have organised things so that the millivoltmeter is available as a separate input, so that it and the oscillator can be used on their own as a means, for example, of measuring frequency response.

To be completed next month.



The prototype, looking much the way most prototypes do at this stage in their development!

ETI

electronics today

INTERNATIONAL

NEXT
MONTH

Digital Delay Line Expansion

There are those of our readers who like to put things off to the last possible minute, and this should help them a little! Adding an extra few K or so the memory of the Digital Delay Line will make it able to delay that little bit more.

Paragraphic Equaliser

Confused by parametric equalisers? Baffled by graphics? Get an even sorer head with our mixture of the two, the paragraphic equaliser, from ETI's punner extra-ordinary,

Barry Porter (the only person we know who comes up with worse — or better — puns than the Assistant Editor).

Cut Through The Jungle

If you can't see the data for the trees, you need an ETI data-logger. This handy unit will allow you to record one-off events, with intervals between logging points of 1 second to 3½ minutes (or down to 10ms and up as high as you like, with modifications), and then replay the 2000 data points using a home computer or an oscilloscope, or, if you're patient enough, through a multimeter. Another winner from Phil Walker!

ALL THIS AND MORE IN THE FEBRUARY ISSUE. PLACE YOUR ORDER NOW!

The articles described above are at an advanced stage of fermentation in the Editor's waste bin, but as he's likely to be carted off to jail by the MoD police — Peter Preston, where are you? — our ability to bring them to you may be limited.

Price Inc. Post n VAT

POWERLINE switch mode + 5V @ 5A, + 12V @ 2A, — 12V @ .25A	57.50
FARNELL F237/D7/10SC 0-7V, 10A	50.00
FARNELL N 300 ±5V, ±12V, 200W	95.00
FARNELL G12/10S, 8V-12.6V, 10A	130.00
FARNELL 7/10RC (EX EQUIP) +5V, 10A	50.00
FARNELL 7/10RC (EX EQUIP) 2 X 12V, 10A	50.00
HEWLETT PACKARD G2605M 5V, 100A	60.00
GOULD DC 360 5V, 20A	60.00
GOULD PMA 51/24 0-30V, 5A	120.00
GOULD PMA 47 (MARKED) 0-15V, 3A	50.00
GOULD MG5-20B 5V, 20A	75.00
ADVANCE PMA 51 0-30V, 5A	100.00
ADVANCE MG5/40 5V, 40A (EX EQUIP BUT AS NEW)	100.00
ITT MP20BS 0-30V, 20A (WEIGHT 18KG)	65.00
ITT 484LFE7560 27.5V, 10A (WEIGHT 15KG)	50.00
19" SIDE RACK KITS ZERO PANELS 8¾" X 16" WITH GUIDES N STRIP	20.50
LYNX KEYBOARDS 58 KEYS IN 8X BY 10Y ELECTRICAL MATRIX	20.50
LYNX KEYBOARD CASES FOR ABOVE	10.00
18 CENTRONICS PRINTER MOD 792 (SERIAL) SPECIAL PURCHASE OF DISCONTINUED MODEL SPARES STILL AVAILABLE. NEW N BOXED	195.00
TEAC HALF-LEIGHT DISK-DRIVE MODULES FP/01/V	10.00

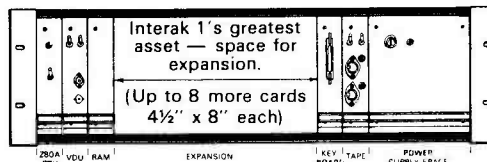
REMEMBER, ALL PRICES INCLUDE VAT AND CARRIAGE.
TRADE ENQUIRES WELCOME QUANTITY ITEMS.

DIONICS

UNIT 50, WHITEMOOR ROAD, KENILWORTH,
WARWICKS CV8 2BP
TEL: 0926 59658 TELEX: 312440 PBSSPA G

Interak 1 A METAL Z80A COMPUTER

Colleges, Universities, Individuals: Build your own modular Z80A-based metal 19" rack and card Interak computer. Uses commonly available chips — not a single ULA in sight (and proud of it). If you can get your own parts (but we can supply if you can't) all you need from us are the bare p.c.b.s and the manuals.



(P.c.b.s range in price from £10.95 to £17.75 + VAT; manuals £1 - £5.)

The Interaktion User Group has 14K BASIC, Assembler, Fig Forth, Disassembler, Debug, Chess and a Book Library, Newsletters etc. No fears about this one going obsolete — now in its fifth successful year! Send us your name and address with a 21p stamp and we'll send you 40 pages of details (forget the stamp if you can't afford it!) You've already got a plastic computer for playing games, now build a metal one to do some real work: Interak, Interak, Interak!

Greenbank

Greenbank Electronics (Dept T1E), 92 Chester Road,
New Ferry, Wirral, Merseyside L62 5AG
Telephone: 051-645 3391

electronics today international BOOK SERVICE

How to order: indicate the books required by ticking the boxes and send this page, together with your payment, to: ETI Book Service, Argus Specialist Publications Ltd, 1, Golden Square, London W1R 3AB. Make cheques payable to ETI Book Service. Payment in sterling only please. All prices include P & P. Prices may be subject to change without notice.

BEGINNERS GUIDE

<input type="checkbox"/>	Beginner's Guide to Basic Programming Stephenson	£5.35
<input type="checkbox"/>	Beginner's Guide to Digital Electronics	£5.35
<input type="checkbox"/>	Beginner's Guide to Electronics	£5.35
<input type="checkbox"/>	Beginner's Guide to Integrated Circuits	£5.35
<input type="checkbox"/>	Beginner's Guide to Computers	£5.35
<input type="checkbox"/>	Beginner's Guide to Microprocessors	£5.35

COOKBOOKS

<input type="checkbox"/>	Master IC Cookbook Hallmark	£10.15
<input type="checkbox"/>	Microprocessor Cookbook M. Hordeski	£9.50
<input type="checkbox"/>	IC Op Amp Cookbook Jung	£15.10
<input type="checkbox"/>	PLL Synthesiser Cookbook H. Kinley	£7.70
<input type="checkbox"/>	Active Filter Cookbook Lancaster	£14.30
<input type="checkbox"/>	TV Typewriter Cookbook Lancaster	£12.50
<input type="checkbox"/>	CMOS Cookbook Lancaster	£13.50
<input type="checkbox"/>	TTL Cookbook Lancaster	£13.50
<input type="checkbox"/>	Micro Cookbook Vol. 1 Lancaster	£15.30
<input type="checkbox"/>	BASIC Cookbook K. Tracton	£6.00
<input type="checkbox"/>	MC6809 Cookbook C. Warren	£7.25

ELECTRONICS

<input type="checkbox"/>	Principles of Transistor Circuits Amos	£9.00
<input type="checkbox"/>	Design of Active Filters with experiments Berlin	£11.30
<input type="checkbox"/>	Electronic Devices & Circuit Theory Boylestad	£14.45
<input type="checkbox"/>	49 Easy to Build Electronic Projects Brown	£6.00
<input type="checkbox"/>	How to build Electronic Kits Capel	£3.55
<input type="checkbox"/>	How to Design and build electronic instrumentation Carr	£9.35
<input type="checkbox"/>	Introduction to Microcomputers Daglecs	£7.20
<input type="checkbox"/>	Electronic Components and Systems Dennis	£15.00
<input type="checkbox"/>	Principles of Electronic Instrumentation De Sa	£11.45
<input type="checkbox"/>	Giant Handbook of Computer Software	£12.95
<input type="checkbox"/>	Giant Handbook of Electronic Circuits	£21.00
<input type="checkbox"/>	Giant Handbook of Electronic Projects	£13.60
<input type="checkbox"/>	Electronic Logic Circuits Gibson	£6.45
<input type="checkbox"/>	Analysis and Design of Analogue Integrated Circuits Gray	£42.50
<input type="checkbox"/>	Basic Electronics Grob	£11.30
<input type="checkbox"/>	Lasers - The Light Fantastic Hallmark	£7.70
<input type="checkbox"/>	Introduction to Digital Electronics & Logic Joynson	£6.25
<input type="checkbox"/>	Electronic Testing and Fault Diagnosis Loveday	£7.85
<input type="checkbox"/>	Electronic Fault Diagnosis Loveday	£6.25
<input type="checkbox"/>	Essential Electronics A-Z Guide Loveday	£7.50
<input type="checkbox"/>	Microelectronics Digital & Analogue circuits and systems Millman	£12.25
<input type="checkbox"/>	103 Projects for Electronics Experimenters Minis	£8.30
<input type="checkbox"/>	VLSI System Design Muroga	£34.10
<input type="checkbox"/>	Practical Solid State Circuit Design Olesky	£28.50
<input type="checkbox"/>	Power FETs and their application Dxner	£10.80
<input type="checkbox"/>	Master Handbook of IC Circuits Powers	£12.85
<input type="checkbox"/>	Electronic Drafting and Design Rashkoff	£26.65
<input type="checkbox"/>	VDM - VTVM Handbook Risse	£8.50
<input type="checkbox"/>	Video and Digital Electronic Displays Sherr	£28.85
<input type="checkbox"/>	Understanding Electronic Components Sinclair	£7.50
<input type="checkbox"/>	Electronic Fault Diagnosis Sinclair	£4.50
<input type="checkbox"/>	Physics of Semiconductor Devices Sze	£16.90
<input type="checkbox"/>	Digital Circuits and Microprocessors Taub	£11.25
<input type="checkbox"/>	Active Filter Handbook	£8.50
<input type="checkbox"/>	Designing with TTL Integrated Circuits Texas	£15.20
<input type="checkbox"/>	Transistor Circuit Design Texas	£15.20
<input type="checkbox"/>	Digital Systems: Principles and Applications Tocci	£14.95
<input type="checkbox"/>	Master Handbook of Telephones Traister	£12.50
<input type="checkbox"/>	How to build Metal/Treasure Locators Traister	£6.00
<input type="checkbox"/>	99 Fun to Make Electronic Projects Tymony	£8.50
<input type="checkbox"/>	33 Electronic Music Projects you can build Winston	£6.95

COMPUTERS & MICROCOMPUTERS

<input type="checkbox"/>	BASIC Computer Games Ahl	£6.35
<input type="checkbox"/>	From BASIC to PASCAL Anderson	£11.30
<input type="checkbox"/>	UNIX - The Book Banaham	£9.00
<input type="checkbox"/>	Z80 Microcomputer Handbook Barden	£15.05
<input type="checkbox"/>	Microcomputer Maths Barden	£11.90
<input type="checkbox"/>	Digital Computer Fundamentals Barter	£11.75
<input type="checkbox"/>	Visicalc Book. APPLE Edition Bell	£15.55
<input type="checkbox"/>	Visicalc Book. ATARI Edition Bell	£15.55
<input type="checkbox"/>	Introduction to Microprocessors Brunner	£23.00
<input type="checkbox"/>	Programming your APPLE II Computer Bryan	£9.25
<input type="checkbox"/>	Microprocessor Interfacing Carr	£8.50
<input type="checkbox"/>	Microcomputer Interfacing Handbook A/D & D/A Carr	£10.50
<input type="checkbox"/>	Musical Applications of Microprocessors Chamberlain	£28.85
<input type="checkbox"/>	30 Computer Programs for the Home Owner in BASIC D. Chance	£9.25
<input type="checkbox"/>	Microcomputers Dirkson	£9.30
<input type="checkbox"/>	APPLE Personal Computer for Beginners Dunn	£9.50
<input type="checkbox"/>	Microcomputers/Microcomputers - An Intro Gioone	£36.50

<input type="checkbox"/>	Troubleshooting Microprocessors and Digital Logic Goodman	£11.25
<input type="checkbox"/>	Getting Acquainted with your VIC 20 Hartnell	£8.50
<input type="checkbox"/>	Getting Acquainted with your ZX81 Hartnell	£5.95
<input type="checkbox"/>	Let your BBC Micro Teach you to program Hartnell	£7.95
<input type="checkbox"/>	Programming your ZX Spectrum Hartnell	£8.50
<input type="checkbox"/>	The ZX Spectrum Explored Hartnell	£6.95
<input type="checkbox"/>	How to Design, Build and Program your own working Computer System Havilano	£10.50
<input type="checkbox"/>	BASIC Principles and Practice of Microprocessors Heffer	£8.00
<input type="checkbox"/>	Hints and Tips for the ZX81 Hewson	£5.25
<input type="checkbox"/>	What to do when you get your hand on a Microcomputer Holtzman	£9.95
<input type="checkbox"/>	34 More Tested Ready to Run Game Programs in BASIC Horn	£7.70
<input type="checkbox"/>	COBOL Jackson	£9.25
<input type="checkbox"/>	Microcomputer Builders' Bible Johnson	£14.75
<input type="checkbox"/>	Digital Circuits and Microcomputers Johnson	£16.95
<input type="checkbox"/>	PASCAL for Students Kemp	£6.95
<input type="checkbox"/>	The C - Programming Language Kernighan	£19.25
<input type="checkbox"/>	The ZX81 Companion Maunder	£9.50
<input type="checkbox"/>	Guide to Good Programming Practice Meek	£9.50
<input type="checkbox"/>	Principles of Interactive Computer Graphics Newman	£13.75
<input type="checkbox"/>	Theory and Practice of Microprocessors Nicholas	£11.45
<input type="checkbox"/>	Exploring the World of the Personal Computer Nilles	£12.95
<input type="checkbox"/>	Microprocessor Circuits Vol. 1. Fundamentals and Microcontrollers Noll	£9.80
<input type="checkbox"/>	Beginner's Guide to Microprocessors Parr	£5.35
<input type="checkbox"/>	Microcomputer Based Design Peatman	£11.45
<input type="checkbox"/>	Digital Hardware Design Peatman	£10.75
<input type="checkbox"/>	BBC Micro Revealed Ruston	£9.45
<input type="checkbox"/>	Handbook of Advanced Robotics Safford	£14.45
<input type="checkbox"/>	1001 Things to do with your own personal computer Sawusch	£8.50
<input type="checkbox"/>	Easy Programming for the ZX Spectrum Stewart	£7.45
<input type="checkbox"/>	Microprocessor Applications Handbook Stout	£46.45
<input type="checkbox"/>	Handbook of Microprocessor Design and Applications Stout	£46.45
<input type="checkbox"/>	Programming the PET/IBM West	£16.40
<input type="checkbox"/>	An Introduction to Microcomputer Technology Williamson	£8.20
<input type="checkbox"/>	Computer Peripherals that you can build Wolfe	£14.75
<input type="checkbox"/>	Microprocessors and Microcomputers for Engineering Students and Technicians Wooland	£7.10

REFERENCE BOOKS

<input type="checkbox"/>	Electronic Engineers' Handbook Fink	£66.60
<input type="checkbox"/>	Electronic Designers' Handbook Giacometto	£77.75
<input type="checkbox"/>	Illustrated Dictionary of Microcomputer Technology Hordeski	£8.45
<input type="checkbox"/>	Handbook for Electronic Engineering Technicians Kauffman	£40.50
<input type="checkbox"/>	Handbook of Electronic Calculators Kauffman	£35.00
<input type="checkbox"/>	Modern Electronic Circuit Reference Manual Marcus	£51.95
<input type="checkbox"/>	International Transistor Selector Towers	£14.50
<input type="checkbox"/>	International Microprocessor Selector Towers	£16.00
<input type="checkbox"/>	International MOS Power and other FET Selector	£10.95
<input type="checkbox"/>	International Digital IC Selector Towers	£10.95
<input type="checkbox"/>	International Op Amp Linear IC Selector Towers	£9.50
<input type="checkbox"/>	Illustrated Dictionary of Electronics Turner	£19.75

VIDEO

<input type="checkbox"/>	Servicing Home Video Cassette Recorders Hobbs	£14.50
<input type="checkbox"/>	Complete Handbook of Videocassette Recorders Kybett	£10.50
<input type="checkbox"/>	Theory and Servicing of Videocassette Recorders McGinty	£13.50
<input type="checkbox"/>	Beginner's Guide to Video Matthewson	£5.35
<input type="checkbox"/>	Video Recording: Theory and Practice Robinson	£16.00
<input type="checkbox"/>	Video Handbook Van Wezel	£24.00
<input type="checkbox"/>	Video Techniques White	£14.45

Please send me the books indicated. I enclose cheque/postal order for £..... Prices include postage and packing. I wish to pay by Access/Barclaycard. Please debit my account.

5 2 2 4

4 9 2 9

Signed.....

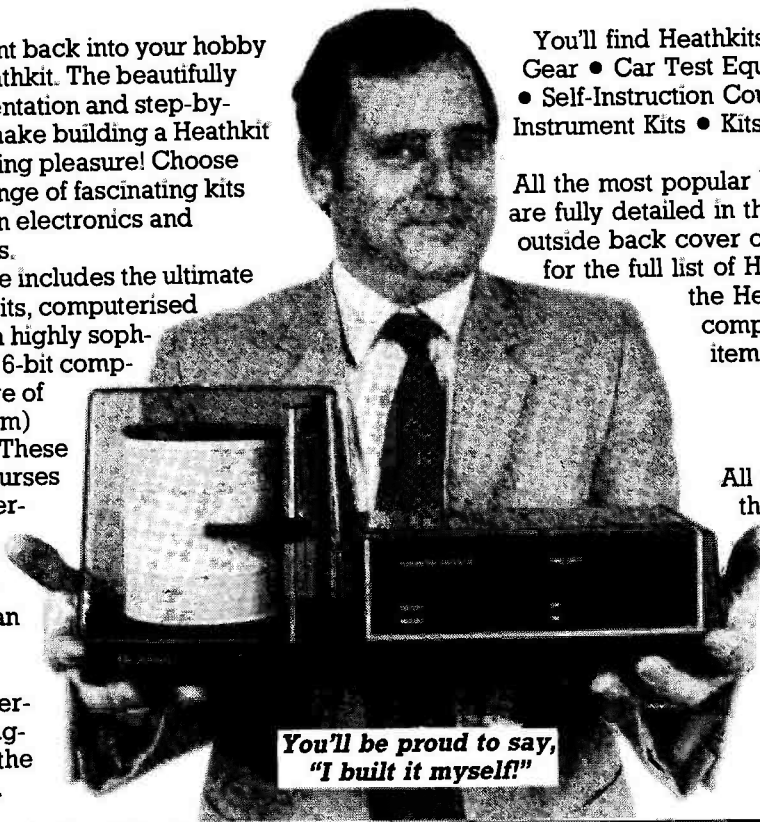
Name.....

Address.....

Heathkit - IT'S A PLEASURE TO BUILD

Bring the enjoyment back into your hobby with a kit from Heathkit. The beautifully illustrated documentation and step-by-step instructions make building a Heathkit a relaxing, absorbing pleasure! Choose from their huge range of fascinating kits and self-instruction electronics and computing courses.

The Heathkit range includes the ultimate in amateur radio kits, computerised weather stations, a highly sophisticated robot, a 16-bit computer kit and a range of home (or classroom) learning courses. These state-of-the-art courses have easy-to-understand texts and illustrations, divided into sections so that you can progress at your own pace, whilst the hands-on experiments ensure long-term retention of the material covered.



**You'll be proud to say,
"I built it myself!"**

You'll find Heathkits available for Amateur Radio Gear • Car Test Equipment • Kits For The Home • Self-Instruction Courses • Computer Kits • Test Instrument Kits • Kits For Weather Measurements.

All the most popular kits and educational products are fully detailed in the 1984 Maplin catalogue (see outside back cover of this magazine for details) or for the full list of Heathkit products send 50p for the Heathkit International Catalogue complete with a UK price list of all items.

All Heathkit products available in the UK from:

Maplin Electronic Supplies Ltd.

P.O. Box 3, Rayleigh, Essex, SS6 8LR.
Tel: (0702) 552911.




(For shop addresses see back cover.)

Newrad

NEWRAD INSTRUMENT CASES LTD

Manufacturers for the Electronics Industry

UNIT 19 · WICK INDUSTRIAL ESTATE · GORE ROAD
NEW MILTON · HANTS · BH25 6SJ
Telephone: NEW MILTON 615774/621195




WE MANUFACTURE BEAUTIFUL ENCLOSURES
At prices you will find difficult to beat.

Alloy boxes from 80p to rack mounted units from £15 and a host of ranges and sizes in between. Well made - well finished - and all British.

Send large SAE for catalogue which includes £5 in vouchers.

Musician 2B Loudspeaker



At last the ideal of all the sound coming from one piston-like diaphragm, unspoiled by crossover units and resonant enclosures.

These radically novel loudspeakers set new standards both in sonic realism and spatial presentation —

"The best stereo you are likely to hear... Quad class nuff said" ... Paul Messenger Hi-Fi News Nov '83.

Drive units for building into enclosures as described in this magazine are £70 per pair plus VAT and postage. Complete loudspeakers in Luxury & Basic enclosures are available. Details and prices from:

Merseyside Acoustic Developments
131 Mount Pleasant
Liverpool L3 5TF
Tel: 051-709 0427

DIGITAL DELAY LINE

Without further ado, we pass into the constructional stage of the project. Design and development by Ray Lowe.

First of all, before commencing construction, read all the article (including last month's part) thoroughly and don't rush at the construction when you do begin!

To keep costs down, we haven't used through-plated holes on the PCBs (these would add around 50% to the price of the PCBs); however, this does mean that rather a large

number of through-links have to be made. We would suggest spending an hour or so inserting and soldering all the linking pins, then all those components which have their leads used for through-connections, afterwards carefully checking that you've got all the connections right.

A tip here is to support the board above the work surface and

insert lengths of tinned wire through the hole positions before soldering them in a batch. Check very carefully for solder bridges between tracks at every opportunity — a fine-tipped iron and fine solder are strongly recommended as parts of the boards are a bit crowded! Making your own PCBs is not recommended for this reason, unless you have access to

OOPS!

We suffered a loss of sync between the component numbering on the circuit diagram and the 'How It Works' text for the digital section, published last month. In the text:

- IC24 becomes IC26
- IC26 becomes IC25
- IC27 becomes IC36
- IC29a becomes IC33a
- IC29b becomes IC33d
- IC29c becomes IC33c
- IC29d becomes IC33b
- IC30 becomes IC24c
- IC30d becomes IC24a
- IC32, 33 becomes IC28, 29
- IC35 becomes IC32
- IC37 becomes IC30
- SW11-SW8 should read SW1-SW8
- SW9 becomes SW11
- SW11 becomes SW9
- D7 becomes D1
- D8 becomes D6
- R65 becomes R61
- R69 becomes R62

On the circuit diagram, the junctions of R51-54 and R55-58 should be tied to +5V, not 0V, the line from the 0, output of IC31 should be labelled CK, and this line also has a spurious unlabelled junction with IC32 that shouldn't be there. We are sorry for any confusion this may have caused!

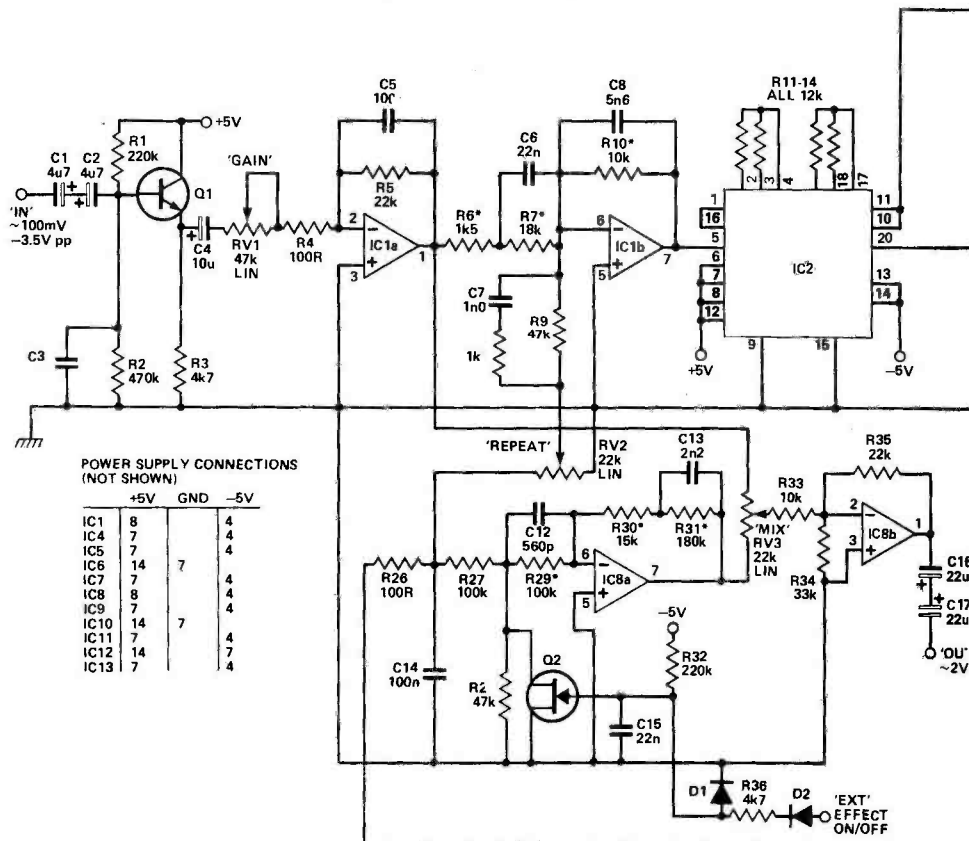


Fig. 8 Circuit diagram of the analogue section.

HOW IT WORKS — ANALOGUE SECTION

C1, C2 provide non-polarised AC-coupling to emitter follower Q1's base, which is biased by R1, R2. C3 provides HF filtering; Q1 is a low noise device. IC1a is connected as an inverting amplifier. Since the emitter follower has low output impedance, the stage gain is set by RV1 as $R5/RV1$ approx. DC blocking is provided by C4 so that IC1a's output swings about 0V plus offset voltage. C5 limits the HF response; strict bandwidth limiting is desirable to minimise aliasing and overall system noise.

The amplified original signal is passed to RV3 and to the inverting pre-emphasis stage around IC1b. R6, R7, C6 provide roll-on starting at about 400 Hz whilst R10, C8 start roll-off at around 3.2 kHz, thus mid range lift is produced.

The pre-emphasised signal is (low pass) anti-alias filtered by three MF10 second-order switched capacitor filter stages connected in series, giving -36dB/Octave cut off in total. The corner frequency of the filter is 1/50th of the square wave clock frequency applied to pins 10, 11. In this way, the Nyquist sampling criteria is always satisfied since the sampling frequency is synchronised to the cut off frequency via the system clock.

Some clock breakthrough occurs in the filters and this is removed by R19 and C9; subsonics are removed by

R20 and C10. The fully filtered signal is buffered by IC4 such that it swings about 0V. IC4 and IC5 are chosen to have a low input offset voltage of about 1mV for a reason which will become apparent when you read on!

The buffered signal is fed to a 'signal polarity' comparator with hysteresis to eliminate noise-induced switching in the absence of a signal. IC9 is the comparator, comprising a high-performance op-amp with a high slew rate — so high that its output can swing between power rails within a micro-second, and respond very quickly indeed to the polarity of the signal on its inverting input. No frequency compensation is required in this application. R37 and R38 give approx 6.5 mV of hysteresis, which is sufficient if you consider that the polarity assigned to a 0 V signal is irrelevant.

D3 and R39 stop IC10b's data input from going -ve; IC10 is a dual positive-edge triggered D-type flip-flop. IC10b latches the comparator output state on receipt of every SC (start conversion) pulse. Q and \bar{Q} control CMOS switches IC6 a,b such that either the inverted or uninverted signal, respectively, is selected at any sample time, so that the signal reaching IC6c is wholly positive (rectified).

The Q values of IC10b form bit nine of the data word for a sample A/D con-

version. The bit nine 'bus' direction is controlled by the OE control line. IC6c and C11 form a sample-and-hold, updated on every SC pulse, and in conjunction they also perform low-pass filtering.

IC7 is a FET input op-amp with low offset voltage and low offset vs. temperature coefficient (FET inputs generally have higher offsets than bipolar). It also has very high input impedance so as not to load C11; however when switch IC6c is open this means that the non-inverting input/C11 node is at a very high impedance with respect to ground and is therefore susceptible to electromagnetic interference. Including R23 reduces this impedance from something like 100 Mohm to 680 kohm and interference is much reduced. R23 shorts the switch instead of going straight to ground in order that the discharge of C11 is minimised. IC7 acts as a voltage follower with gain of three, and the offset is nulled by adjustment of PR1. This output is A/D converted into data bits '1' to '8'.

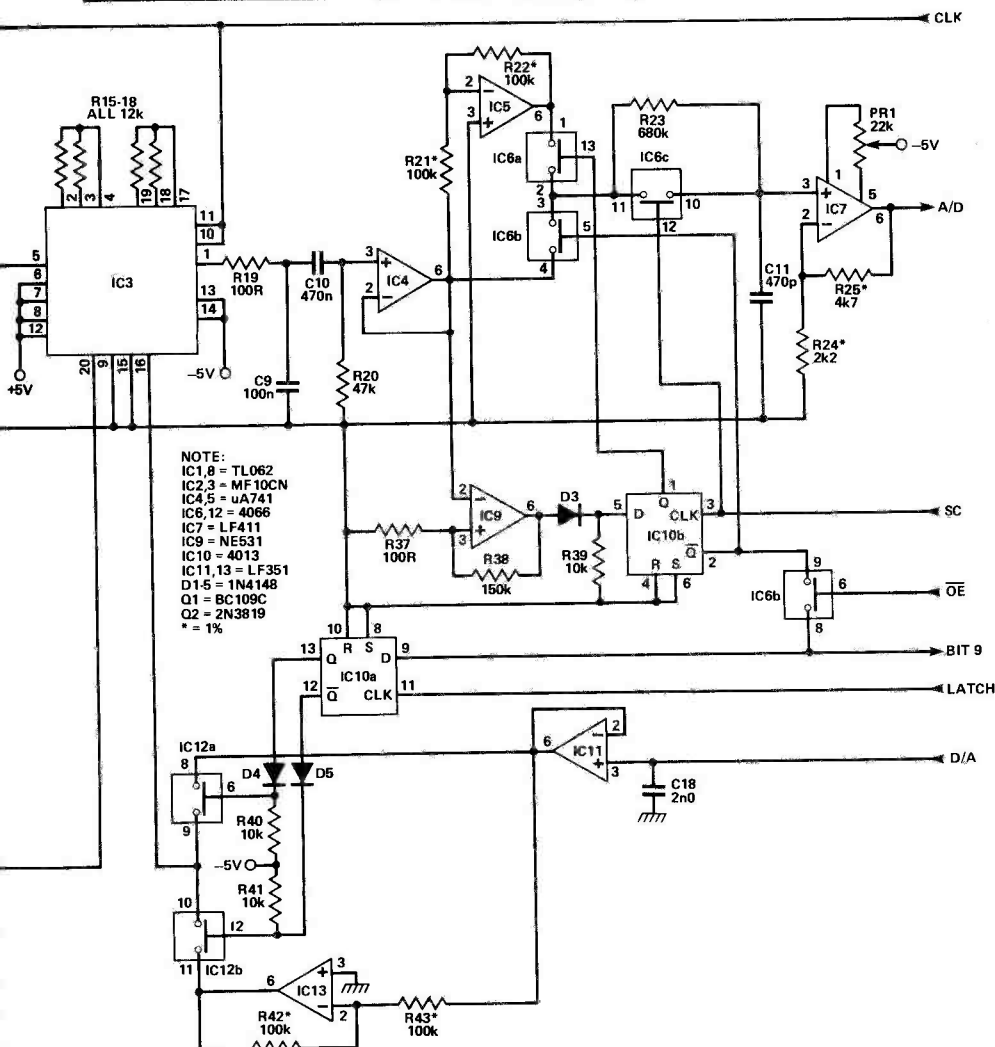
The delayed signal from the D/A is low pass filtered by C18 in conjunction with the D/A's 4k output impedance, to remove HF breakthrough, and the signal is then buffered by IC11. It is then accurately inverted by IC13, R42, R43. Analogue switches IC12 a,b select either the erect or inverted signal dependant upon the sign of 'bit nine' latched into IC10a by the D/A latch pulse. The sign of 'bit nine' is used in a way such that any signal, irrespective of original polarity, is only inverted once throughout the entire A/D & D/A conversion process, thus minimising signal degradation.

The signal entering the second-order low pass filter stage of IC4b at pin 16 has been reconstructed to be bipolar about 0V with 5V P-P amplitude. IC3b 'rounds off' the step-like waveform. The delayed but still pre-emphasised signal appears together with clock breakthrough at pin 20. Breakthrough is removed by R26 and C14.

A fraction of the signal is fed back to be delayed again by applying it to the summing point of IC1b. The feedback fraction, which determines the echo decay rate, is governed by RV2. R8, R9 and C7 counter the effect of roll-off on each extra traversal through this stage, however a slight treble cut remains, but this is useful because it tends to mask the quantisation distortion which builds up with each conversion process. R8 also prevents IC1b from going into HF oscillation, as might happen if C7 were slightly inductive (it would be across the inputs when RV7 is fully off).

The delayed signal is also fed to the output mix control RV3 via de-emphasis amplifier/buffer IC8a. Normally, Q2 has a -ve gate potential which holds its channel resistance very high. When -ve bias is removed, by shorting EXT to 0V, the resistance falls to several hundred ohms which in conjunction with R27, severely attenuates the signal ie, shuts off the echo channel.

The desired blend between original and delayed signals is set by RV3 and the output is buffered by IC8b. Non-polarised DC blocking is for the output is done by C16 and C17. The output can drive low impedance headphones directly.



⊙ = THROUGH BOARD CONNECTION

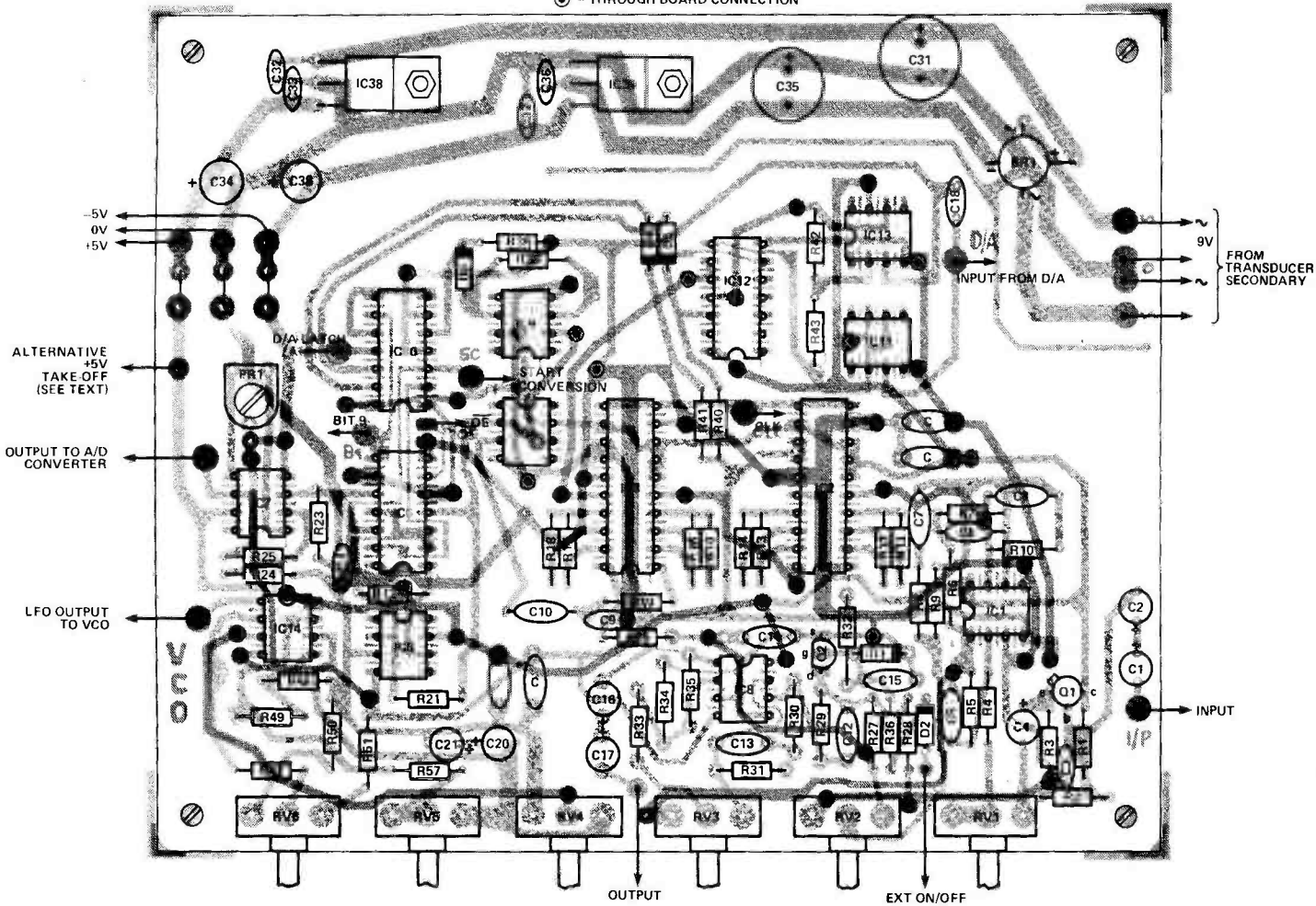


Fig. 9 Overlay for the analogue PCB.

PARTS LIST

RESISTORS (1/4W 5%)

R1, 32	220k
R2	470k
R3, 25*, 36	4k7
R4, 19, 26, 37	100R
R5	22k
R6*	1k5
R7*	18k
R8*	1k0
R9, 20, 28	47k
R10*, 33, 39-41	10k
R11-18	12k
R21*, 22*, 27, 29*, 42*, 43*	100k
R23	680k
R24*	2k2
R30*	15k
R31*	180k
R34	33k
R35	22k
R38	150k
R44	680R
R45	4k7
R46	3k9
R47	15k
R48	18k
R49, 50	100k
R51-58, 61, 64	10k
R59, 60, 62	100k
R63	15k
R65	82k
R66	390R
R67	470R
RV1	47k lin
RV2, 3, 6	22k lin

* = 1%

RV4	1M0 lin
RV5	220k lin
PR1	22k horiz preset
CAPACITORS (metalised plate ceramic or 5% polystyrene unless stated)	
C1, 2	4u7 10V elec
C3	33p
C4	10u 10V elec
C5	100p
C6	22n
C7	1n0
C8	5n6
C9, 14	100n mylar
C10	470n
C11	470p cer
C12	560p poly
C13	2n2
C15	22n mylar
C16, 17	22u 10V elec
C18	2n0 cer (or 2 x 1n0)
C19, 20	100u 10V elec
C21-28	100p
C29	1u0 5V elec
C31, 35	2200u 16V elec
C32, 33, 36, 37	50n (or 47n) ceramic
C34, 38	10u 10V elec
Unmarked capacitors — all 100n	

SEMICONDUCTORS

IC1, 8	TL062
IC2, 3	MF10CN
IC4, 5	uA741
IC6, 12	4066
IC7	LF411
IC9	NE531

IC10	4013
IC11, 13	LF351
IC14	TL062
IC15-23	6116 (any speed)
IC24	4001
IC25	4068
IC26, 27	4051
IC28, 29	4040
IC30	4046
IC31, 32	4017
IC33	4011
IC34	4002
IC35	ZN427E
IC36	uA741
IC37	ZN428E
IC38	7805
IC39	7905
Q1	BC109C
Q2	2N3819
D1-6	1N4148
ZD1	5V6 400mW zener
LED1	min red LED
BR1	35V/1A bridge rectifier

MISCELLANEOUS

SW1-11	DPDT push switches, latching, PCB mtg
SW12	Mains switch
T1	9-0-9V 3VA (min) mains transformer
Case to suit; mains fuse and holder; input, output and ext sockets to choice; heatsink for +5V regulator; mains cable gland.	

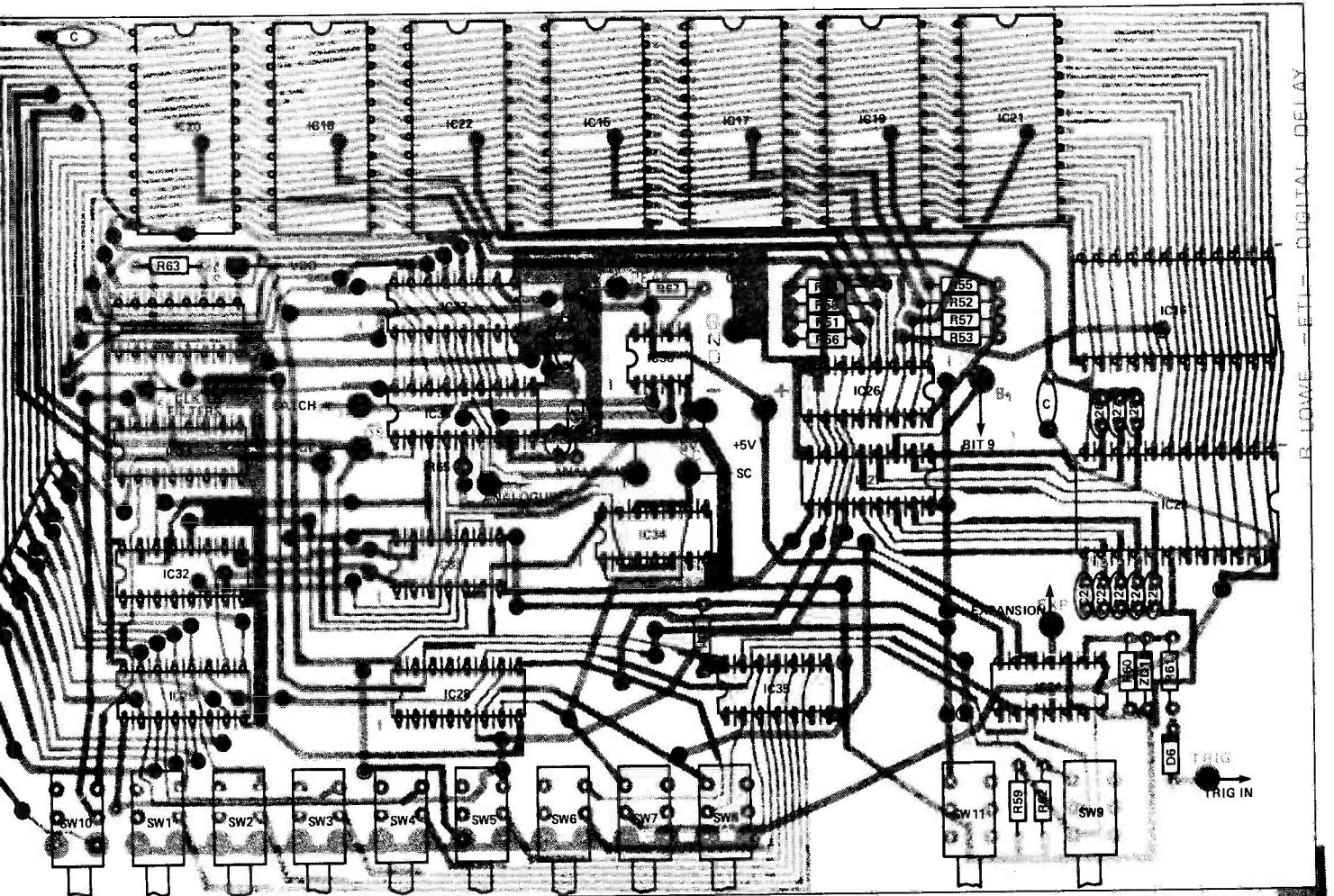


Fig. 10 Overlay for the digital section.

photo-etching gear.

Construct the PSU section first. What we would suggest doing is mounting the mains switch, the mains fuse and the transformer all in the case to start off with. As you'll be fiddling round with the boards, doing the assembly and setting up, it will probably be best not to mount the boards in the case until you have got the unit going properly, so initially link the transformer secondaries to the analogue board using longish lengths of wire. In any case, whatever you do, you must exercise suitable precautions for the mains side of the circuit. Clamp the mains cable firmly, so that it cannot pull free even with a strong pull. Use a suitable mains fuse, in a substantial panel-mounting fuse holder. Use the mains earth to earth the case and all other metalwork (except the regulator heatsinks, if you haven't used an insulating kit on them). There must be adequate clearances and/or insulation around the mains sections and associated components. On this last point, you will almost certainly find yourself

operating the unit without the lid on at some stage, so use heathshrink wrap, etc, to make sure that you can't accidentally touch live parts.

After the PSU section is constructed, connect it up to the mains and check that it does deliver + and -5V. Then commence construction of the other sections of the circuits by inserting all the IC sockets (after, of course, disconnecting the unit from the mains!). Then re-connect the mains and check that + or -5V appears across the correct pins. Insert resistors, capacitors, transistors and switches, checking all the time for secure joints and for solder-bridges. With the mains re-connected, check that the current drain is negligible and that the supply rails are at the correct voltage.

With the supply off, plug in the chips one at a time, starting with the least expensive, then re-connect the supply and check that the current drain is sensible and nothing gets too hot (although, with all the ICs inserted, the positive regulator will run warm).

Unplug the unit between tests, and remember to discharge your fingertips before handling the CMOS — you can do this by touching an earthed metal case in your work area.

The last items to insert are the A-to-D, the D-to-A, the switched capacitor filters and the memory chips. To check operation of the unit, only two memory ICs are needed, IC15 and IC23, and as S-RAMs are not cheap, it might be prudent to check that the unit is fully functional before you insert any more memory.

The final job before testing is to do all the inter-wiring between the PCBs and any controls, etc, not mounted directly on the PCBs, and to secure the boards firmly in the case.

Setting Up

If all goes well, the unit should be operational as soon as it is switched on, however there is no harm in looking over one final time to see if there's anything you've missed. Do make certain that all is safe on the mains side — not just

PROJECT : Delay Line

for your own sake, but for the sake of the equipment you'll be connecting the unit to.


Circuit operation is quite easily checked using an oscilloscope — see the timing diagram, Fig. 4 (given last month). However, the following is a suggested procedure for those constructors without access to a scope.

Connect the output from the unit to an amplifier and speaker, and apply an input signal. The first check is to see if the peak indicator glows with the gain and bandwidth set to maximum (although, this does depend on your input signal being above 200mV or so) — if this doesn't work, the first point to check is the LED polarity. Next, check that with the mix control fully anti-clockwise, the original signal is heard; this will show whether or not there is signal continuity through the analogue board. If no signal is heard, go back and check your construction.

With the shortest delay setting, the mix control fully clockwise, repeat control fully anti-clockwise, freeze and percussion switches out, and the LFO depth control off, check that a delayed signal is heard. It may be distorted, but at the moment this is nothing to worry about.

Remove the input signal and adjust PR1 so that the unit's output is now silent for all bandwidth settings; check that distortion is at a minimum on low-level signals.

The unit should now be ready for mounting in the case. Any case should do, more or less, provided it is big enough to take the boards; however, you might wish to have details of the expansion board before choosing the case, and these will be given next month.



The insides of the prototype: a general-purpose PSU PCB was originally used, with a few mods here and there, so please don't look too closely! Also not recommended is duplicating the author's mains cable relief arrangements!

The one critical area is the cut-out to take the PCB-mounted components; a suggested panel layout-out is shown in the photograph.

Once completed, and with the full memory complement that you've decided to use, the unit should be ready for use. So don't delay further . . .

BUYLINES

Rather surprisingly with the esoteric devices used in this project, the one semiconductor which might cause a few problems is a humble op-amp — the LF411 (IC7), which was eventually traced to Maplin. A substitute type could be used here, but at the risk of increased cross over type distortion (a very low offset device is required). All the other semiconductors are available from Watford, Cricklewood, Technomatic and Rapid to name but a few, as well as Maplin.

The switches SW1-9 must have the correct lead spacing (0.15" between pins, 0.2" between rows) to fit on the PCB, but this should not create too many problems (for once, RS types are not suitable, as these fit a 0.1" matrix). The ones in the prototype were from Cirkitt.

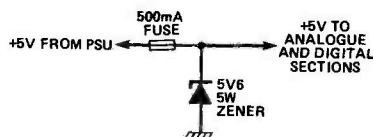



Fig. 11 A suggested modification to make sure that a PSU over-voltage doesn't do too much damage.



The finished unit — all ready to go.

B. BAMBER ELECTRONICS

Lot No	Description	Qty.	Price Each As Seen	Price Each Tested	Lot No	Description	Qty.	Price Each As Seen	Price Each Tested	Lot No	Description	Qty.	Price Each As Seen	Price Each Tested
240	Avo Meters, Model 7	20	£15	£40	288	Airmec Sweep Signal Generator, Type 352	1	£30	—	296	AIM Pulse Generator	1	£40	—
241	Rectifiers, M201	400	£0.50	—	289	Pye Westminster, Low Band 24 volt, Type W30	14	£25	—	337	Marconi 20MHz Sweep Generator, Type TF1069	1	£50	—
242	Pyrometers	20	£1	—	290	Marconi White Noise Test Set, Type OA2900B	1	£200	—	338	Racal Frequency Meter, Type 9059	1	£70	—
243	Berco Rheostats	4	£2	—	291	Brueel & Kper Microphone Amplifier, Type 2604	1	£50	—	356	Roband Oscilloscope, Type RO50A	5	£10	—
244	A.C. Chargers, 110V AC Input	1 ctn.	£10	—	292	Pye PH Meter, Type PW418	1	£40	—	357	Marconi VHF Signal Generator, Type TF1060	6	£50	£120
245	Attache Cases with Integral Peg Boards	3	£5	—	293	Marconi Sine Squared Pulse & Bar Generator, Type TF2905/6M	1	£90	—	358	Marconi A.M. Signal Generator, Type TFB01	6	£40	£80
246	Baldwin Radiological Dosimeters	2	£5	—	294	Marconi F.M. Signal Generator, Type TF1068A/1	1	£70	£140	359	Radiometer FM/AM Signal Generator, Type MS27g	8	£50	£180
247	Reyrolite Metalcad 15 amp Connectors	4 ctn.	£10	—	295	E.H. Pulse Generator, Type 138LB	1	£40	—	360	Electrohome Bin. Video Monitors	8	£25	£50
248	Wild Barfield Incinerator	1	£20	—						361	Airmec Modulation Meter, Type 210A	12	£40	£120
249	Schomandl Frequency Meter, Type FD1	8	£25	—										
250	C.R.T.'s Brimer Type D13/47GH	4	£5	—										

RADIOTELEPHONE EQUIPMENT

Pye Base Station Type F30 AM High Band & Low Band	£220
Pye Base Station F401 AM High Band	£250
Pye Reporter Type MFS AM High Band	£50
Pye Europa Type MFS FM High Band	£70
Pye Europa Type MFS U UHF	£70
Pye Olympic Type M201 AM High Band	£85
Pye Olympic Type M212 UHF	£85
Pye Motofone Type MFS AM High Band & Low Band	£45
Pye M293 AM High Band	£120
Pye M296 FM UHF	£160
Pye Pocketphone PF1 Battery Charger 12 Way	£10
Pye Base Station Type F9U UHF	£90
Pye Base Station Type F412 UHF	£200
Pye Pocketphones Type PF2 FM High Band	£80
Pye Base Station Type F460 Tx. UHF	£50

PLEASE NOTE

all sets are sold less crystals unless otherwise stated.
Carriage on RT equipment — Mobiles £2.00 each, Base stations £15.00 each.
Red Star available at cost.

Large Stocks of Ex-Equip. Crystals £2 each + VAT SAE for Lists.

DIODES

IN5406 & IN5407
10p EACH
100 OFF £5
1000 OFF £30

PYE POCKETPHONE PF1 UHF RECEIVER

440-470 MHz, Single Channel, int. speaker and aerial. Supplied complete with rechargeable battery and service manual, £5 each plus £1 p.p. plus V.A.T.

RADIOSONDE RS21 METEOROLOGICAL BALLOON TRANSMITTER

with Water Activated Battery, contains all-weather sensors, fully solid state, £5 each plus £1 p.p. V.A.T.

Schomandl Modulator Type MAF BN41962	£250
Schomandl Synthesizer Type ND 100M	£1200
Rohde & Schwarz Decade Signal Generator 0.3-500MHz Type SMV BN41104	£1200
Pye Modulation Meter 68 - 510 MHz Type MM1 with manual	£80
Marconi Universal Bridge Type TF868 B	£110
Servomax AC Voltage Stabiliser Type AC2 240V ac 9 amp	£45
Servomax AC Voltage Stabiliser Type AC7 240V ac 40 amp	£95
60 amp Alternator & Generator Noise Filter	£100 each
Tektronix Oscilloscope Probes	£10 each
Mullard Vari-cap Tuners Type ELC 2003 Ex Brand New Equip	£3.50
Pye Cambridge/Vanguard 18 Way Control Lea	£4.00
BNC Plugs 75 ohm	50p each
Circulators 500 - 720 MHz 'N' sockets	£25
Transformers Type 2N3055 Brand New	4 for £1
Transformers 30 volt @ 1 amp	£1.00
Transformers 36 volt @ 1.5 amp	£1.00
'Variaca' 2 amp, 8 amp, 15 amp, 20 amp, 25 amp.	Phone for details.
Loudspeakers Richard Allen Type CP12, 12in, 15ohm	£3.00
10.7 MHz SSB Xtal Filters (2.4 KHz Bandwidth) Low Imp. Type. Carrier and unwanted sideband rejection min -40db (needs 10.69835 & 10.70185 xtals for USB/LSB not supplied) Size approx 2in. x 1in. x 1in.	£10.00 each.
Low Pass Filters (low imp. type) 2 to 9 MHz, small metal encapsulation	75p each.
IC Test Clips Gold plated pins, 28 pin DIL and 40 pin DIL	£2.00 each.
1in Vidcon Scan Coils Transistor type but no details, complete with vidcon base	£8.50
Screws, Pack of nuts, bolts, washers, tags, self taps etc. Mixed BA & Metric. Sold by Weight	£2.00 per Kilo.
Mainline Isolation Transformers 500 VA 240v input, 240v CT output housed in metal box but less lid	£15.00
Avo Valve Characteristic Meter Type VCM 169 with data	£250
Tektronix Oscilloscope Type 453 Dual-Trace 50 MHz	£595

All Prices Quoted Exclude VAT, Packing & Carriage will be Charged at Cost, Please Check Availability Before Ordering. Minimum Order £3 Value of Goods, Minimum P&P £1, Prices Shown are Subject to Change Without Notice.

EXPORT AND TRADE ENQUIRIES WELCOME



5 STATION ROAD, LITTLEPORT, CAMBS CB6 1QE

PHONE: ELY (0353) 860185

Looking for Components?

DEALERS ENQUIRIES WELCOME

A small selection of our stock:

74LS Series	Price	74LS373	Price
74LS00	30p	74LS374	48p
74LS01	23p	74LS376	31p
74LS02	28p	74LS377	48p
74LS03	22p	74LS378	48p
74LS04	38p	74LS379	90p
74LS05	27p		
74LS08	34p		
74LS10	33p		
74LS11	28p		
74LS13	36p		
74LS14	59p		
74LS15	33p		
74LS20	33p		
74LS21	31p		
74LS22	31p		
74LS27	33p		
74LS30	27p		
74LS32	84p		
74LS38	48p		
74LS42	63p		
74LS48	108p		

74 Series

7400	40p
7406	50p
7407	125p
7412	30p
7432	50p
7486	50p
74121	55p

CMOS

4001	25p
4013	48p
4016	24p
4017	67p
4019	54p
4020	87p
4024	50p
4027	20p
4029	75p
4042	50p
4047	40p
4049	43p
4060	68p
4069	29p
4070	29p
4078	30p
4093	55p
4099	90p

Memories

2114L-2	350p
2112	300p
2532	397p
2764	575p
48271 28G-25	1900p
4164	445p

PHONE (0223) 355404 FOR FREE CATALOGUE

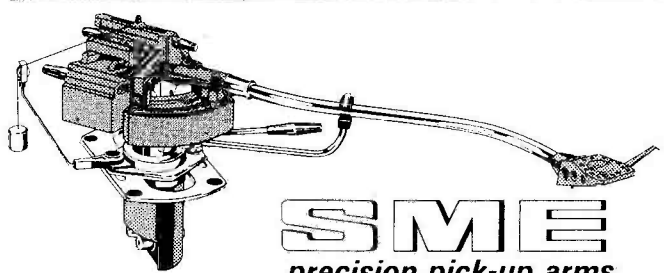
(exc. VAT)

Cambridge Microcomputer Centre

153-4 East Road, Cambridge CB1 1DD
Telephone (0223) 355404 Telex 817445



Prices correct at time of going to press



SME
precision pick-up arms

Please call or write:
SME Limited, Steyning, Sussex, BN4 3GY
Telephone: 0903 814321 Telex: 877808 G

GRIPMATE®

NEW!

ELECTRONIC ENGINEERS NEED

'EXTRA HANDS' FOR SOLDERING GLUEING AND ASSEMBLING

This essential compact tool comes complete with 4 croc-clip flexi-arms to hold components positively and rapidly with infinite positioning.....

ONLY £4.85

USEFUL ACCESSORIES....

48mm 2.5x MAGNIFIER FLEXI-ARM £2.50

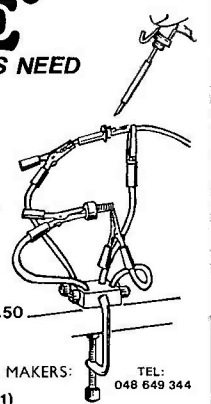
MAGNET FLEXI-ARM £1.50

ALL PRICES INCLUDE VAT - POST-PKG

SEND NOW! CHQ/PO OR SAE DETAILS DIRECT FROM THE MAKERS:

KEMPLANT LTD (DEPT.1)

DURFOLD WOOD, PLAISTOW, BILLINGSHURST, WEST SUSSEX RH14 0PN



TEL: 048 649 344

ETI PCB SERVICE

In order to ensure that you get the correct board, you must quote the reference code when ordering. The code can also be used to identify the year and month in which a particular project appeared: the first two numbers are the year, the third and fourth are the month and the number after the hyphen indicates the particular project.

Note that these are all the boards that are available — if it isn't listed, we don't have it.

Our terms are strictly cash with order — we do not accept official orders. However, we can provide a pro-forma invoice for you to raise a cheque against, but we must stress that the goods will not be dispatched until after we receive payment.

- | | | |
|---|---|---|
| <p>1981</p> <ul style="list-style-type: none"> <input type="checkbox"/> E/8106-8 Waa-Phase..... 1.76 <input type="checkbox"/> E/8106-9 Alien Attack..... 4.00 <input type="checkbox"/> E/8107-1 System A-Input
(MM or MC)..... 3.05 <input type="checkbox"/> E/8107-2 System A — Preamp..... 5.95 <input type="checkbox"/> E/8107-3 Smart Battery Charger... 2.27 <input type="checkbox"/> E/8108-3 Hand Clap Synth..... 4.57 <input type="checkbox"/> E/8108-5 Watchdog Home
Security (2 boards)..... 6.11 <input type="checkbox"/> E/8109-1 Mains Audio Link
(3 boards)..... 8.45 <input type="checkbox"/> E/8109-4 Laboratory PSU..... 5.21 <input type="checkbox"/> E/8110-1 Enlarger Timer..... 3.91 <input type="checkbox"/> E/8110-2 Sound Bender..... 3.05 <input type="checkbox"/> E/8111-1 Voice Over Unit..... 4.57 <input type="checkbox"/> E/8111-2 Car Alarm..... 3.23 <input type="checkbox"/> E/8111-3 Phone Bell Shifter..... 3.40 <input type="checkbox"/> E/8112-4 Component Tester..... 1.71 <p>1982</p> <ul style="list-style-type: none"> <input type="checkbox"/> E/8201-3 Guitar Tuner (2 boards) 6.38 <input type="checkbox"/> E/8202-2 Allez Cat Pest Repeller... 1.93 <input type="checkbox"/> E/8202-5 Moving Magnet Stage..... 4.01 <input type="checkbox"/> E/8202-6 Moving Coil Stage..... 4.01 <input type="checkbox"/> E/8203-4 Capacitance Meter
(2 boards)..... 11.66 <input type="checkbox"/> E/8205-1 DV Meg..... 3.13 <input type="checkbox"/> E/8206-1 Ion Generator
(3 boards)..... 9.20 <input type="checkbox"/> E/8206-4 MOSFET Amp Module... 7.80 <input type="checkbox"/> E/8206-5 Logic Lock..... 3.52 <input type="checkbox"/> E/8206-6 Digital PWM..... 3.84 <input type="checkbox"/> E/8206-7 Optical Sensor..... 2.00 <input type="checkbox"/> E/8206-9 Oscilloscope
(4 boards)..... 13.34 <input type="checkbox"/> E/8212-2 Servo Interface
(2 boards)..... 6.75 <input type="checkbox"/> E/8212-4 Spectracolumn..... 5.54 <p>1983</p> <ul style="list-style-type: none"> <input type="checkbox"/> E/8301-1 Fuel Gauge..... 3.45 <input type="checkbox"/> E/8301-2 ZX ADC..... 2.59 <input type="checkbox"/> E/8301-3 Programmable PSU..... 3.45 <input type="checkbox"/> E/8303-1 SoundBoard..... 12.83 <input type="checkbox"/> E/8303-2 Alarm Module..... 3.62 <input type="checkbox"/> E/8303-3 ZX81 User Graphics..... 1.07 <input type="checkbox"/> E/8303-4 Logic Probe..... 2.50 <input type="checkbox"/> E/8304-1 Real Time Clock..... 8.74 <input type="checkbox"/> E/8304-4 Stage Lighting— Main... 13.73 <input type="checkbox"/> E/8304-5 Stage Lighting — Display 3.45 | <ul style="list-style-type: none"> <input type="checkbox"/> E/8305-1 Compressor/Limiter..... 6.19 <input type="checkbox"/> E/8305-2 Single PSU..... 3.16 <input type="checkbox"/> E/8305-3 Dual PSU..... 4.01 <input type="checkbox"/> E/8305-4.2 NDFL Amp..... 7.88 <input type="checkbox"/> E/8305-5 Balance Input Preamp... 3.23 <input type="checkbox"/> E/8305-6 Stage Lighting
Autofade..... 6.19 <input type="checkbox"/> E/8305-7 Stage Lighting —
Triac Board..... 4.74 <input type="checkbox"/> E/8306-1 to 3 PseudoROM
(3 boards)..... 3.62 <input type="checkbox"/> E/8306-5 Atom Keypad..... 5.18 <input type="checkbox"/> E/8307-1 Flash Sequencer..... 2.67 <input type="checkbox"/> E/8307-2 Trigger Unit Main Board... 2.67 <input type="checkbox"/> E/8307-3 Trigger Unit Transmitter 1.66 <input type="checkbox"/> E/8307-4 Switched Mode PSU.... 16.10 <input type="checkbox"/> E/8308-1 Graphic Equaliser..... 9.10 <input type="checkbox"/> E/8308-2 Servo Fail-Safe
(four-off)..... 2.93 <input type="checkbox"/> E/8308-3 Universal EPROM prog... 9.64 <input type="checkbox"/> E/8309-1 NiCad Charger/Regen... 3.77 <input type="checkbox"/> E/8309-2 Digger..... 3.40 <input type="checkbox"/> E/8309-3 64K DRAM..... 14.08 <input type="checkbox"/> E/8310-1 Supply Protector..... 2.19 <input type="checkbox"/> E/8310-2 Car Alarm..... 3.98 <input type="checkbox"/> E/8310-3 Typewriter Interface..... 4.17 <input type="checkbox"/> E/8311-1 Mini Drum Synth..... 3.07 <input type="checkbox"/> E/8311-2 Alarm Extender..... 3.21 <input type="checkbox"/> E/8311-3 Multiswitch..... 3.59 <input type="checkbox"/> E/8311-4 Multiple Port..... 4.34 <input type="checkbox"/> E/8311-5 DAC/ADC Filter..... 3.22 <input type="checkbox"/> E/8311-6 Light Pen..... 4.60 <input type="checkbox"/> E/8311-7 Logic Clip..... 2.51 <input type="checkbox"/> E/8311-8 MC Head (JLLH)..... 3.17 <input type="checkbox"/> E/8312-1 Lightsaver..... 1.85 <input type="checkbox"/> E/8312-2 A-to-D Board..... 12.83 <input type="checkbox"/> E/8312-3 Light Chaser (2 bds).... 7.54 <input type="checkbox"/> E/8312-4 ZX Alarm..... 6.04 <p>1984</p> <ul style="list-style-type: none"> <input type="checkbox"/> E/8401-1 Vector Graphics..... 8.27 <input type="checkbox"/> E/8402-1 Speech Board
(Mini-Mynah)..... 10.97 <p>MODULAR PREAMP:</p> <ul style="list-style-type: none"> <input type="checkbox"/> E/8402-2 Disc input (mono)..... 3.73 <input type="checkbox"/> E/8402-3 Output stage (stereo).... 3.73 <input type="checkbox"/> E/8402-4 Relay/PSU..... 3.73 <input type="checkbox"/> E/8402-5 Tone, main (mono)..... 3.73 <input type="checkbox"/> E/8402-6 Tone, filter (stereo).... 3.73 <input type="checkbox"/> E/8402-7 Balanced output (st).... 3.73 | <ul style="list-style-type: none"> <input type="checkbox"/> E/8402-8 Headphone amp (st)..... 3.73 <input type="checkbox"/> E/8402-9 Mother board..... 9.01 <input type="checkbox"/> E/8403-1 Power Meter..... 5.81 <input type="checkbox"/> E/8403-2 Z80 DRAM..... 9.79 <input type="checkbox"/> E/8403-3 Obedient Die..... 3.76 <input type="checkbox"/> E/8404-1 School Timer..... 4.07 <input type="checkbox"/> E/8405-1 Auto Light Switch..... 4.01 <input type="checkbox"/> E/8405-2 ZX81 EPROM Prog.... 10.53 <input type="checkbox"/> E/8405-3 Mains Borne RC..... 5.07 <input type="checkbox"/> E/8405-4 Centronics Interface.... 4.09 <input type="checkbox"/> E/8405-5 Vario..... 6.62 <input type="checkbox"/> E/8405-6 Midi Drum Synth..... 3.59 <input type="checkbox"/> E/8406-1 Oric EPROM Bd..... 19.58 <input type="checkbox"/> E/8406-2 Spectrum Joystick..... 3.30 <input type="checkbox"/> E/8407-1 Warlock Alarm..... 8.19 <input type="checkbox"/> E/8408-1 Joystick Interface..... 3.07 <input type="checkbox"/> E/8408-2 EPROM Emulator..... 9.11 <input type="checkbox"/> E/8408-3 Infrared Transmitter.... 3.70 <input type="checkbox"/> E/8408-4 Infrared Receiver..... 3.98 <input type="checkbox"/> E/8408-5 CMOS Tester..... 4.60 <input type="checkbox"/> E/8409-1 EX42 Kybd. Interface.... 3.82 <input type="checkbox"/> E/8409-2 Banshee Siren..... 3.19 <input type="checkbox"/> E/8409-3 Dry Cell Charger..... 2.80 <input type="checkbox"/> E/8410-1 Echo Unit..... 3.92 <input type="checkbox"/> E/8410-2 Digital Cassette..... 9.80 <input type="checkbox"/> E/8410-3 Disco/Party Strobe..... 4.80 <input type="checkbox"/> E/8411-1 AM/FM Radio (4 bds).... 13.02 <input type="checkbox"/> E/8411-2 Control Port-control bd 12.15 <input type="checkbox"/> E/8411-3 Control Port-I/O bd..... 6.33 <input type="checkbox"/> E/8411-4 Capacitance Meter..... 3.55 <input type="checkbox"/> E/8411-5 Video Vandal (3 bds).... 12.10 <input type="checkbox"/> E/8411-6 Temperature Controller... 2.88 <input type="checkbox"/> E/8411-7 Mains Failure Alarm..... 2.54 <input type="checkbox"/> E/8411-8 Knite Light..... 3.25 <input type="checkbox"/> E/8411-9 Stage Lighting Interface... 3.73 <input type="checkbox"/> E/8411-10 Perpetual Pendulum.... 3.14 <input type="checkbox"/> E/8412-1 Spectrum Centronics.... 3.51 <input type="checkbox"/> E/8412-2 Experimenter's DRAM... 14.08 <input type="checkbox"/> E/8412-3 Active-8: Motherboard... 9.37 <input type="checkbox"/> E/8412-4 Active-8: Protection Unit 3.67 <input type="checkbox"/> E/8412-5 Active-8: Crossover..... 3.67 <input type="checkbox"/> E/8412-6 Active-8: LF EQ..... 3.67 <input type="checkbox"/> E/8412-7 Active-8: Equaliser..... 3.67 <input type="checkbox"/> E/8412-8 Active-8: Delay Unit..... 3.67 <p>1985</p> <ul style="list-style-type: none"> <input type="checkbox"/> E/8501-1 Active Bass Speaker..... 2.79 <input type="checkbox"/> E/8501-2 DRAM Card Update..... 3.66 <input type="checkbox"/> E/8501-3 Digital Delay (2 bds) .. P.O.A. |
|---|---|---|

How to order: indicate the boards required by ticking the boxes and send this page, together with your payment, to: ETI PCB Service, Argus Specialist Publications Ltd, 1 Golden Square, London W1R 3AB. Make cheques payable to ETI PCB Service. Payment in sterling only please. Prices subject to change without notice.

Total for boards £.....
 Add 45p p&p 0.45
 Total enclosed £.....

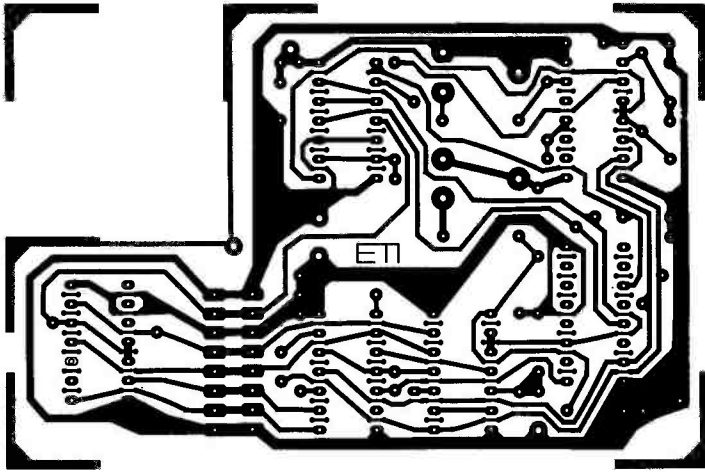
**PLEASE ALLOW
28 DAYS FOR
DELIVERY**

Signed

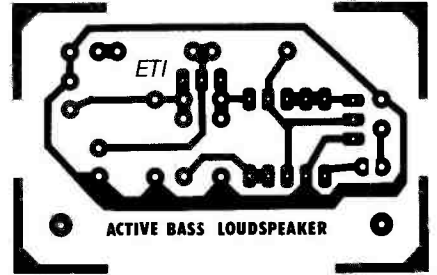
Name

Address

PCB FOIL PATTERNS



The PCB layout for the DRAM board modification.



The Active Bass Loudspeaker PCB.

Please note that due to lack of space we have been unable to reproduce the Digital Delay Line foil patterns here. We hope to include them next month.

ETI

COME AND JOIN US!

As a result of Phil Walker's impending move to a senior position in industry and Dave Bradshaw's promotion to a senior position in the company, ETI is seeking an **Editor** and a **Project Editor**.

The **Editor** will need to be an organisational genius with a strong technical background and the ability to deal simultaneously with irate printers, confused typesetters, frustrated contributors and impatient readers, all whilst producing perfect copy to deadlines and delivering blistering puns to order. If you think your qualifications and experience are appropriate and believe that your nerves and social life can stand the strain, contact us for a detailed job description and an application form.

The **Project Editor** will need a good practical knowledge of electronics and should be a competent designer of both analogue and digital circuitry. The job involves designing, prototyping and writing-up projects for publication in ETI, checking articles submitted by other authors, answering enquiries and generally being our resident know-it-all and technical genius. A particularly experienced candidate might be considered for a role as technical referee on the complete group of ASP electronics magazines.

Applicants for the above positions should write to Dave Bradshaw, Editor, Electronics Today International, 1 Golden Square, London W1R 3AB, enclosing a CV and, for the Project Editor post, details of one or two of their own designs.

Lineage:

40p per word (minimum 15 words)

Semi Display: (minimum 2 cms)

£11.00 per single column centimetre

Ring for information on series bookings/discounts

All advertisements in this section must be prepaid.

Advertisements are accepted subject to the terms and conditions printed on the advertisement rate card (available on request)



01-437 0699

Send your requirements to:
Jason Inskip
ASP Ltd.,
1 Golden Square,
London W1.

ALARMS

ALARMS

FREE BOOKLET
on
BURGLAR ALARMS
with
LOWEST U.K. DIY PUBLISHED PRICES
PHONE OR WRITE FOR YOUR COPY
051-523 8440
AD ELECTRONICS
217 WARBRECK MOOR
AINTREE, LIVERPOOL L9 0HU

A1 INTRUDER ALARMS

Wholesale Alarm Suppliers

Latest D.I.Y. & Wholesale Published Catalogue.
Write off for your copy

86 Derby Lane, Old Swan, Liverpool 13
Tel: 051 228 3483 or 051-220 0590

SECURITY Alarm Systems

FREE COMPREHENSIVE CATALOGUE!

- LOWEST DISCOUNT PRICES
- HIGHEST QUALITY EQUIPMENT
- FREE DIY DESIGN GUIDE
- FULLY ILLUSTRATED
- MICROCHIP CIRCUITRY
- QUICK DESPATCH SERVICE
- FULL INSTRUCTIONS

SEND SAE OR PHONE

C.TEC SECURITY, Dept E.1,
60 Market St, Wigan WN1 1HX
Telephone (0942) 42444

Trade Enquiries Welcome

HOME GUARD SYSTEMS

If you want professional alarm/C.C.TV/Door entry/security lighting equipment or DIY kits at genuine trade prices don't delay phone today for our free illustrated catalogue.

Tel: 01-651 2449
Freepost, South Croydon
Surrey CR2 9PU
(no stamp required)

SOFTWARE APPLICATIONS

CORTEX SOFTWARE

For the Powertran Cortex computer.
FORTH — Supplied in two 256k eproms. Totally standalone supports cassette, 5.25" & 8" discs
Price £35.00 inclusive

DISCS — Forth utilities, use with above eproms, contains editor, assembler, and utilities. Price £30.00 inclusive.

AUTO-BOOT DISCS
FORTH — Use the Basic 'BOOT' command to download the Forth system, the Forth eproms are not required. Price £55.00 inclusive.
CDDS — Adds file support to Cortex Basic, named program and data files. Includes format and configure utilities. Price £50.00 inclusive.
Disc orders, please state 5.25" or 8" s.a.e. with all enquiries to:-

LOMBARD SYSTEMS
18 Lombard Street, Liddington
Bedford MK43 0RP

KITS

MINIATURE FM TRANSMITTERS. Frequency 60-145 MHz, range 1/2 mile S.G.F. — P.C.B. All components. Full instructions 9-12v operation, broadcast reception. Super sensitive microphone. Pick-up on FM radio. £6.95 inc; or ready built £8.95: Same day despatch — Zenith Electronics, 21 Station Rd., Industrial Estate, Hailsham, E. Sussex BN27 2EW.

KITS

PRINTED CIRCUITS Make your own simply, cheaply and quickly! Golden Fotolac light-sensitive laquer - now greatly improved and very much faster. Aerosol cans with full instructions, £2.50. Developer 35p. Ferric Chloride 60p. Clear acetate sheet for master 15p. Copper-clad fibreglass board, approx. 1mm thick £2.00 sq. ft. Post/packing 75p. White House Electronics, Castle Drive, Praa Sands, Penzance, Cornwall.

LINSLEY HOOD DESIGNS LOW DISTORTION AUDIO SIGNAL GENERATORS

A0 113 Kit £28 (p.p. £1)
A0 149 Kit £39 (p.p. £2)
Super Hi-Fi Amplifier (ETI)
P.C. Boards from £4

Send S.A.E. for further details:
TELERADIO ELECTRONICS
325 Fore Street, London N9 0PE
Tel: 01-807 3719

VHF TRANSMITTERS

140mm x 370mm. Extremely sensitive, powerful. Operates from 1.5V battery ready built tested only £9.95 (in kit form £7.50).

Also available Automatic Telephone Recorder built tested £11.95 (in kit form £8.50).

All fully guaranteed. Send cash, cheque or P.O. to:

SHAH ELECTRONICS
11 Livingstone Road
Southall, Middlesex
UB1 1TH

ECOLIGHT (ETI July 84) deters burglars from even attempting a break in. Full kit of parts as per article £21.05. p.c. Only £4.50. Reprint of article 75p. G.P. Electronics, 87 Willowtree Ave., Durham DH1 1DZ.

TIME WRONG??

MSF CLOCK is ALWAYS CORRECT — never gains or loses, SELF SETTING at switch-on, 8 digits show Date, Hours, Minutes and Seconds, auto GMT/BST and leap year, also parallel BCD for computer, receives Rugby 60KHz atomic time signals, built-in antenna, 1000km range, £79-70, get the TIME RIGHT.
Fun-to-build kit (ready made to order) includes ALL parts, printed circuit, case etc, by-return postage, list of other kits.
CAMBRIDGE KITS
45 (TN) Old School Lane, Milton, Cambs.

FOR SALE

ELECTRONIC ORGAN KEYBOARDS and other parts being cleared out as special offer. Elvins Electronic Musical Instruments, 40A Dalston Lane, London E8. 01-986 8455.

STEREOAMPS 120 Watt (60+60) ... Case — D.I.N. Sockets and controls ... 9-40v/Smoothing ... protected outputs 3/15 O.H.M. tested and diagrams £10/inc ... KIA-8 Cunliffe Rd., Ilkley.

CLEAROUT. Cased keyboard numeric pad £45. Softy Eprom programmer. Almost new £110. Petitvid VDU 16 x 48, cased £75. Acoustic coupler £25. Logabay printers, LX180 £95. LX80 £75. All in excellent condition. Phone 073477-5438.

CORTEX MK 1 with RS232, disc interface, Ebus 3" monitor. £250 .n.o. Aylesbury 33885 (evenings).

TEKTRONIX OSCILLOSCOPES. 546 dual-trace 50 MHz delay sweep £195, 545A dual-trace 24 MHz delay sweep £125, 564 storage, dual-trace 10MHz £275. Plug-ins. 7B50A £300. Manuals. Texas printer £35. H.P. DVM £20. Advance J1A Audio Oscillator £25. Tel: (01) 868 4221.

CORTEX WITH RS232. Nearly a fully fledged system, with only TMS 9909, LS297 and 3. LS07's to complete disc interface and LS612, LS2001, LS245 to complete E-Bus. IDC connector, fan, disc cables fitted. £350 o.n.o. Chorley (02572) 69172 evenings/weekends.

100W AMPLIFIER — £9.95 built

Or use the same board for 50W, 150W, 200W into 4 or 8 ohms etc., by using alternative output transistors and P.S.U. SAE for full details to:

ESS AMPLIFICATION
Innovation House
Guildhall Road, Hull

KEYBOARDS 81 key hall effect with IC's £40, 65 key N/O £40, 66 key reed £20. Tel: 0279-442305.

BOOKS

PARAPHYSICS JOURNAL (Russian translation); psychotronics, kirlianography, heliophonic music, telekinetics. Computer software. S.A.E. 4 x 9", Paralab, Downton, Wiltshire.

PLANS 'N DESIGN

AMAZING ELECTRONIC plans, lasers, gas, ruby, light shows, high voltage teslas, van de graph surveillance devices, ultrasonics, pyrotechnics, new solar generator, 150 more projects, catalogue. S.A.E. Plancentre, Bromyard Road Industrial Estate, Ledbury HR8.

EQUIPMENT

EPROM COPIER — STAND ALONE
2716-27128 £175.00
TELEPHONE CONVERSATION
RECORDER £75.00
2 LINES INTO 1 ANSWERING
MACHINE
Switching Unit £30.00
From L.K.F. Systems Ltd
St. Albans. Tel: 55084

BOOKS EXCHANGE SERVICE

BOOKS WANTED FOR CASH
Have you got technical books you no longer need? OR Do you need to read up on a new topic? Then EXCHANGE BOOK CLUB can help YOU!
We buy and sell previously read books on electronics and computing.
For list of currently available titles and details of our guaranteed buy back plan SAE please to:-
JAMES ELECTRONICS, P.O. Box 2
Rothwell, Leeds LS26 0UY

SERVICES

PRINTED CIRCUIT BOARDS manufactured to your specification. Quality, Quick service. Competitive Prices. COPPER-CLAD fibreglass boards cut to size. 1mm thick £1.80 sq. ft. 1.6mm £2.20 sq. ft. Postage 75p. Mondo Circuits Ltd, 35 Grosvenor Road, Twickenham, Middx. Tel: 01-891 5412.

SCOPES

Repaired & recalibrated, all makes, all models.
Scopex Safgan, Older TEK, TQ
MENDASCOPE LTD
Otter House
Western Underwood, Olney
Bucks MK46 5JS
Tel: Bedford (0234) 712445

JBA ELECTRONICS

Manufactures to design or specifications. One off, small batch prototypes. Analogue digital electronic equipment. Complete electronic service — no job to small.
1st Floor, 4a Lion Yard
Brecon, Powys, South Wales
Tel: (0874) 811177

FREE PROTOTYPE of the finest quality with every P.C.B. artwork designed by us. Competitive hourly rates, and high standard of work. Halstead Designs Limited. Tel: halstead (0787) 477408.

SERVICES

P.C.B. DESIGN & LAYOUT, manually taped artwork professionally produced at competitive prices. James Gledhill. Tel: 01-674-8511.

WANTED

TURN YOUR SURPLUS transistors, IC's etc into cash. Contact Coles Harding & Co., 103 South Brink, Wisbech, Cambs. Tel: 0945 584188. Immediate settlement.

TEST EQUIPMENT

TOP PRICES PAID for surplus electronic test equipment.
ALWAYS a good selection of **SIG-GENS, METERS, and SCOPES** for sale.
Phone 0920-8714301

EDUCATIONAL

DIGITAL ELECTRONICS

Are you up to **BTEC Standard?**
Follow this **OPEN LEARNING** course for **£30** only and be sure.
Written by a technical college head it uses all the best methods of learning, by booklet audio tape, and a planned sequence of digital experiments.

Booklet £3.75 p/p 40p
Audio tape £1.50 p/p 40p
Circuitboard £20.00 p/p £2
Component kit £6.95 p/p 50p
Full Course £30.00 p/p inc.

Two postage-only tutorials for full course purchasers.

Cash with order to:
apt Open Learning, Porters Pk
Boreham, Chelmsford, CM3 3BH

IMPROVE YOUR PROSPECTS

with skills that employers want — learn the easy way with modern home study courses from Ideal Schools.

MODERN ELECTRONICS
Train for success in the fastest ever growing industrial sector.
COMPUTER PROGRAMMING
The demand for Programmers is increasing constantly — don't miss out!
For free booklet write today to

IDEAL SCHOOLS
(Ref. ETD2)
60 St. Enoch Sq
Glasgow G1 UK.
Tel: 041-248 5200

WIRES 'N CABLES

THE SCIENTIFIC WIRE COMPANY
811 Forest Road, London E17
01-531.1568
ENAMELLED COPPER WIRE

SWG	1lb	8oz	4oz	2oz
8-34	3.63	2.09	1.10	88p
35-39	3.82	2.30	1.26	93p
42-43	5.20	2.91	2.25	1.60
44-47	8.56	5.80	3.49	2.75
48	15.96	9.58	6.38	3.69

SILVER-PLATED COPPER WIRE
14-30 9.09 5.20 2.93 1.97
TINNED COPPER WIRE
14-30 3.97 2.41 1.39 0.94
Prices include P&P and VAT. Orders under £2 add 20p. Dealer inquiries welcome.

COMPONENTS

Betatron Electronics Supplies

Toroidal transformers primary 250V secondaries 0-40, 0-40V, 0-50, 0-50V, 0-55V, 0-70, 0-70V at 300VA £17.55, 500VA £24.70, 625VA £30.50. Can Electrolytics 63V, 6800uF SA £4.35. 10,000uF 7A £5.45. 100V 6800uF 8A £6.23, 4700uF 8A £5.50. 3300uF 7A £4.20. 2200uF 7A £3.00. Computer Grade 10,000uF 15A £14.69. MOS-FETs 2SJ50/2SK 135 £8.50. 2SJ83/2SK 227 £8.20 price per pair. 35A 200V bridge rectifiers £3.25. VAT inclusive £1.00 p&p under £7.00. Full spec. many more. Resistors, capacitors, transistors, heat sinks, amplifiers, speakers, transformers, etc. Send 4 x 9 self addressed envelope for large list.

Laver St., Cavendish, Suffolk CO10 8AP.
Tel: 0787 280639.

BUMPER BOX OF BITS

WOW! We've got so many components in stock, we can't possibly list them all — So buy a box. In it you'll find resistors, capacitors, displays, switches, panels with transistors, diodes, IC's etc, coils, pots... and so on. All modern parts — guaranteed at least 1000 items, minimum weight 10lbs. ONLY £8.50 inc. 48 page catalogue 50p.

ELECTRONICS WORLD

1e Dews Road, Salisbury,
Wilts SP2 7SN

CHEAP CASES

Absolute bargains, rack mounting & free standing. NEW, but manufacturers seconds. No damage.

Send s.a.e. for list.
C. Phillips, 'The Laurels' Tiptoe Road
Wootton, New Milton, Hants BH25 5SJ
MAIL ORDER ONLY

SOFTWARE

CROSS ASSEMBLER for 6803/6303 or 65C02 processors on BBC or PET. Fast. S.A.E. details. CWO £16. M.J. Tyler, 2 Parkview, Cashgreen, Stroud, Glos. 045-36-77257.

DON'T LEAVE IT TO CHANCE, BOOST YOUR BUSINESS NOW BY ADVERTISING IN ETI
PHONE 01-437 0699
FOR DETAILS

FREE! Parcel of components worth £10. Send only 80p post-tage. D. Horsley, 113 Clare Rd., Braintree, Essex.

IRISH READERS

MAIL ORDER COMPONENTS

Top quality components
Great prices
Return-of-post service

Write or phone for free price list
WAVEFORM ELECTRONICS
12 Effra Road, Rathmines, Dublin 6.
Phone(01) 0001 If England 987507
Mail order only please

BARGAIN OF THE YEAR, manufacturers unused surplus electronic components. Send £3.50 for a bumper two kilo assorted parcel by return of post. Universal Aids Ltd., 8-14 Wellington Road, South Stockport SK4 1AA.

Z80 MICROPROCESSOR and two 74LS ICs on circuit board. £2.45. J.J. Pearson, 23 Douglas Terrace, Broughty Ferry, Dundee T1JD.

MICROCOMPUTER REPAIRS

ZX SPECTRUM. Vic20, C64, BBC, QL 15 40/41, Commodore computers, printers and floppy discs. Send faulty machine to: Trident Enterprises Ltd., 37 Linden House, Common Road, Langley, Slough, Berks. Tel: (0753) 48785.

MISCELLANEOUS

AGENTS

Wanted to Sell Computer Software for most computers. We now have the Dialog Electronics Part in stock, Pools Winner & Course Winner. We can supply business software, games and computer ad ons. Phone (0288) 4179 up to 9pm most nights for your free list and details about our agents.

ESSEX

R JONES ELECTRONICS

267 Rectory Rd., Grays, Essex
Tel: (0375) 33158 — 24hr answer phone
Components, IC's, Full After Sales Services
Electronic repairs — Industrial & Domestic
Open 9-5 30pm 6 days a week

LANCASHIRE

ETESON ELECTRONICS

15B Lower Green,
E.E. Poulton-le-Fylde, Blackpool
Tel: (0263) 885107
Open: 9.30am-12.30, 1.30-5.30. Closed Wed & Sun.
Electronic Component Specialists.

MERSEYSIDE

PROGRESSIVE RADIO

93 Dale Street. Tel 051 236 0982
47 Whitechapel. Tel 051 236 5489
Liverpool 2
'THE ELECTRONICS SPECIALISTS'
Open: Tues-Sat 9.30-5.30

E
L
E
C
T
R
O
M
A
R
T

E
L
E
C
T
R
O
M
A
R
T

FILM SOUND HOLIDAY RELIEF

On a temporary basis for varying periods from early March 1985.

To undertake the operation of tape, disc and 16mm reproduction and recording equipment in Sound Transfer areas and Dubbing Theatre Record Rooms.

Candidates for these posts should have a knowledge and experience of film sound transfer and dubbing methods, coupled with an understanding of the use of sound in television film production. Some basic training will be given. Normal hearing is essential.

Salary £8,094 – £9,791 p.a. Applicants will be expected to work on a shift basis when a shift allowance rate will be paid.

Based at Ealing or Shepherds Bush.

Contact us immediately for application form (quote ref. 5041/ETI and enclose s.a.e.): **BBC Appointments, London W1A 1AA. Tel. 01-927 5799.**

We are an equal opportunities employer



MAIL ORDER PROTECTION SCHEME

If you order goods from Mail Order Advertisers in this magazine and pay by post in advance of delivery, this publication will consider you for compensation if the advertiser should become insolvent or bankrupt, provided:

1. You have not received the goods or had your money returned; and
2. You write to the publisher of this publication explaining the position not earlier than 28 days from the day you sent your order and not later than 2 months from that day.

Please do not wait until the last moment to inform us. When you write, we will tell you how to make your claim and what evidence of payment is required.

We guarantee to meet claims from readers made in accordance with the above procedure as soon as possible after the advertiser has been declared bankrupt or insolvent to a limit of £1,800 per annum for one advertiser, so affected, and up to £5,400 p.a. in respect of all insolvent advertisers. Claims may be paid for higher amounts, or when the above procedures have not been complied with, at the discretion of this publication, but we do not guarantee to do so in view of the need to set some limit to this commitment and to learn quickly of reader's difficulties.

This guarantee covers only advance payment sent in direct response to an advertisement in this magazine (not for example, payments made in response to catalogues, etc. received as a result of answering such advertisements)

CLASSIFIED ADVERTISEMENTS ARE EXCLUDED.

ETI ADVERTISERS INDEX JANUARY 1985

Audio Electronics	52/53	Marco	32
B. Bamber	67	Merseyside Acoustic Developments	67
BK Electronics	14	Microprocessor	32
B.N.R.E.S.	48	Midwich Computers	42/43
Cambridge Learning	27	Newrad	61
Cambridge Micro Computers	67	Powertran	IFC/IBC
Cirkit	20/21	Rapid Electronics	6
Cricklewood	10	Riscomp	31
Cybernetic Applications	48	RTVC	27
Dionics	59	RVM	54
Display Electronics	22zz	Ship Co.	31
Etatech	32	Skybridge	8
Greenbank	59	Skywave	48
Greenweld	41	S.M.E.	67
ICS	41	Stewarts of Reading	26
ILP	26	Systems Electronique	74
Kelan	31	Technomatic	12/13
Kemplant	67	TK Electronics	25
Magenta	54	Watford Electronics	4/5
Maplin	OBC/61	Wilmslow Audio	54

INDEX 1984

Only a few months have passed since the publication of our complete project index and already it's time for our annual features and projects index. Listed below are all the projects we have published in the last twelve months and all the features other than Digest and Read/Write. Note that, where a series of articles has been carried over from the previous year or continues into this year, we have listed only those parts which actually appeared in 1984. We have also, following the practice adopted in the project index, listed corrections to projects.

If you wish to acquire copies of any of the items listed here, you can order backnumbers from Infonet Ltd, Times House, 179 The Marlowes, Hemel Hempstead, Hertfordshire HP1 1BB, telephone 0442 - 48432, or, if the backnumber you require is no longer available, you can order photocopies from us at the address given on the contents page. The cost in either case is £1.50 (but note that where an article appeared in several parts each part will be charged separately), and cheques, postal orders, etc should be made payable to ASP Ltd.

FEATURES

Article	Part	Month	Page
Audio Design	part 5	Jan	42
	part 6	Feb	56
	part 7	Mar	58
Bass For Beginners		Apr	35
Book Reviews		Jan	67
Book Reviews		May	44
Bridage SB121 and DB242 oscilloscope review		Sept	63
Building Test Equipment		Aug	39
Cable TV Special Feature		Mar	19
Choosing Test Equipment		Aug	26
Communications Satellites	part 1	July	29
	part 2	Aug	55
	part 3	Sep	16
	part 4	Oct	61
Complete Project Index		Oct	35
Customised ICs		Nov	44
Debugging And Fault-Finding		Aug	46
Designer's Notebook - sample and hold circuits		Apr	27
Detail For Detail		Jun	63
Electronize Car Alarm Review		Jul	40
Fluke 73 DMM Review		Sep	40
Global Specialties Corporation 1301 Power Supply Review		Sep	32
Housewatch 2000 Burglar Alarm Review		Jul	50
IC Update - RGB DAC 4TD		Jan	70
Index 1983		Jan	82
Index, Complete Project		Oct	35
Litesold EC50 Soldering Iron Review		Feb	36
Machine Code Programming	part 4	Feb	64
	part 5	Mar	30
	part 6	Apr	49
	part 7	May	53
Microtan 65 plug-in card guide	part 1	May	22
	part 2	Jun	33
Mind Your Head		Dec	49
Outs and Ins of Batteries, The		Sep	56
QED A230 Stereo Amplifier Review		Jun	45
Review: Bridage SB121 and DB242 oscilloscopes		Sep	63
Review: Electronize Car Alarm		Jul	40
Review: Fluke 73 DMM		Sep	40
Review: Global Specialties Corporation 1301 Power Supply		Sep	32

Article	Part	Month	Page
Review: Housewatch 2000 Burglar Alarm		Jul	50
Review: Litesold EC50 Soldering Iron		Feb	36
Review: QED A230 Stereo Amplifier		Jun	45
Review: Wilmslow Loudspeaker Kit		Jun	52
Saga Of Silly-Cow Valley, the		Apr	65
Sample and hold techniques (Designer's Notebook)		Apr	27
Sinclair Pocket TV		Jan	28
Sound Of Video, The		Oct	32
Stop Crackle And Pop		Jun	19
Technical Guide To The MC68020		Oct	23
Tech-Tips		Jan	50
Tech-Tips		Mar	40
Tech-Tips		Oct	48
Tech-Tips Special		Dec	39
Test Equipment		Aug	18
Wilmslow Loudspeaker Kit Review		Jun	52
World Of The Microtan 65, The	part 1	May	22
	part 2	Jun	33

PROJECTS

Ace colour board		Apr	41
	Errata	May	69
Active-8 Loudspeaker	part 1	Sep	45
	part 2	Oct	56
	part 3	Nov	36
	part 4	Dec	24
Alarm, infra-red	part 1	Jul	61
	part 2	Aug	59
Alarm system, ETI 'Warlock' AM/FM Radio		Jul	35
		Nov	21
	Errata	Dec	07
Audio Design Amplifier	part 1	Jun	24
	part 2	Jul	44
	part 3	Aug	30
	part 4	Sep	59
Automatic Light Switch		May	19
Banshee Siren Unit		Sep	35
Bench Power Supply		Feb	41
Capacitance Meter, Direct Reading		Nov	41

Article	Part	Month	Page	Article	Part	Month	Page
Cassette Deck, Digital	part 1	Sep	27	Loudspeaker Squeaker		Nov	17
	part 2	Oct	28	Mains-Borne Remote Control	part 1	Apr	53
Centronics Interface, Cortex	part 1	Jun	65		part 2	May	37
	part 2	Aug	23	Mains Failure Alarm		Nov	66
Centronics Interface, Sharp MZ80K		May	47	Midi Drum Synthesiser		May	62
Centronics Interface, Spectrum		Dec	57		Errata	Aug	66
Chorus/Flanger		Jan	33	Mini-Mynah Speech Synthesiser		Feb	20
CMOS Tester		Aug	64		Errata	May	69
	Errata	Sep	68	Modular Preamplifier	part 2	Jan	55
Digital Cassette Deck	part 1	Sep	27		part 3	Feb	51
	part 2	Oct	28	Novel Loudspeaker Design		Jun	57
Digital Control Port	part 1	Oct	44	Obedient Die		Mar	54
	part 2	Nov	29	Perpetual Pendulum		Nov	77
Digital Delay Line	part 1	Dec	16	Power Meter, Stereo		Mar	35
Direct-Reading Capacitance Meter		Nov	41	Power Supply, Bench		Feb	41
Disco/Party Strobe		Oct	52	Preamplifier, Modular	part 2	Jan	55
DRAM board modification for Z80s		Feb	29		part 3	Feb	51
DRAM Card, Z80		Mar	45	Programmable Speech Board		Feb	20
DRAM Card, Experimenter's		Dec	31		Errata	May	69
Drum Synthesiser, Midi		May	62	Radio, AM/FM Portable		Nov	21
	Errata	Aug	66		Errata	Dec	07
Dry Cell Charger		Sep	53	School Timer		Apr	59
Echo Unit, Simple		Oct	18	Sharp Centronics Interface		May	47
Ecolight		Jul	55	Sharp Joystick Interface		Aug	42
	Errata	Sep	09		Errata	Sep	68
Electron Speech Board		Nov	57	Simple Echo Unit		Oct	18
EPROM Board for the Oric/Atmos		Jun	36	Spectrum Centronics Interface		Dec	57
EPROM Emulator	part 1	Jul	22	Spectrum Control Port	part 1	Oct	44
	part 2	Aug	50		part 2	Nov	29
EPROM Eraser		May	17	Spectrum Joystick Interface		Jun	49
EPROM Programmer, Universal, Revisited		Jan	61		Errata	Aug	66
EPROM Programmer, Universal, the sequel to the sequel				Spectrum Stage Lighting Interface		Nov	72
EPROM Programmer, ZX81		Apr	33	Speech Board for the Electron		Nov	57
	Errata	May	26	Stereo Power Meter		Mar	35
		Sep	68	Strobe, Disco/Party		Oct	52
EX42 Keyboard Interface		Sep	23	Super-Selective Music Filter		Apr	39
EX42 Typewriter Interface Update		Mar	25	Temperature Controller		Nov	63
Experimenter's DRAM Card		Dec	31	TV Framestore	part 1	Dec	61
Finesse Disco/Party Strobe		Oct	52	Typewriter Interface Update		Mar	25
Framestore, TV	part 1	Dec	61	Universal EPROM Programmer Revisited		Jan	61
Infra-red Intruder Alarm	part 1	Jul	61	Universal EPROM Programmer - the sequel to the sequel		Apr	33
	part 2	Aug	59	Vario (Vertical Speed Indicator)	part 1	Apr	19
Joystick Interface, Sharp MZ80K		Aug	42		part 2	May	57
	Errata	Sep	68	Vario Update		Dec	71
Joystick Interface, Spectrum		Jun	49	Vector Graphic Display		Jan	19
	Errata	Aug	66	Video Vandal		Nov	50
Keyboard Interface, EX42		Sep	23	Warlock Alarm System		Jul	35
Knife Light		Nov	69	Z80 DRAM modification		Feb	29
Loudspeaker, Active-8	part 1	Sep	45	Z80 DRAM Card		Mar	45
	part 2	Oct	56	Z81 EPROM Programmer		May	26
	part 3	Nov	36		Errata	Sep	68
	part 4	Dec	24				
Loudspeaker Design, Novel		Jun	57				

ETI

LOOK - IT'S HIS FIRST XMAS SPECIAL!



We are the main stockists for 'BEARPARTS', the new name in electrical, electronic and audio components.

Interested? Send S.A.E. and receive your **FREE** 'BEARPARTS' sample pack.

CONTENTS OF PACK:
BC 612 Transistor, Red LED,
1N4004 Diode, TL 546 Diode,
560pf 200v Capacitor, 1mf
Ceramic Disk Capacitor, 10k
150k Resistors, 2k Multiturn
Potentiometer, 48A Crimp
Eyelet, Rubber Grommet,
Instrument Wire, Sleeving.

TREAT YOURSELF THIS XMAS!

COMPLETE SOLDERING KIT

(For the Hobbyist/Electronics Engineer)

FOR LESS THAN £10!!

Comprises of:-

- Antex Miniature 15W 240v AC Soldering Iron
- Antex Iron Stand c/w Sponge
- Desolder Pump
- 2 mtr Solder
- Desolder Braid
- 13A Plug

ONLY £9.85 EX. VAT

10% OFF Bearparts Components & Kits until 1985



LIMITED OFFER WHILE STOCKS LAST!

Call in and see our new counter now open **9.00 - 5.00 Mon-Fri**

9.00 - 12.00 Sat

Too far to call? Don't worry, export/mail order is our speciality. Why not write and find out more.

SYSTEMS ELECTRONIQUE

(U.K.) LTD.

26 Engineer Park, Sandycroft, Deeside, Clwyd CH5 2QD.
Tel: (0244) 536700.

YOU'LL ENJOY THE EXPERIENCE

GENESIS P102
Hydraulic Robot System
from £1476



GENESIS P101
Hydraulic Robot arm
from £750

CORTEX II
16 bit microcomputer
Ready-Built
from £399



CORTEX II
16 bit microcomputer
from £299 in kit form

HEBOT II
Robot Turtle
From £95.00



MICROGRASP
Electric Robot
from £215

Powertran's educational robots and the remarkable Cortex microcomputer have been tried and tested in universities, colleges, schools and homes throughout the world.

Our own experience in the field of electronics kits has been supplemented by the Feedback Group's 25 years of supplying technical equipment to the Educational sector. Our first year as a member of the Group has seen numerous improvements to our already popular products.

All the products illustrated can be supplied either factory-built or in kit form for added economy. Contact our Sales Office for details.

(Prices quoted are exclusive of VAT and apply to the UK only.)

POWERTRAN cybernetics Ltd.



PORTWAY INDUSTRIAL ESTATE, ANDOVER, HANTS SP10 3ET Tel: 0264 64455

HUNDREDS OF NEW LINES



The amazing Maplin Catalogue is here again! The new edition is packed with hundreds and hundreds of new electronic components to bring you right up to date with all the latest developments. As all home constructors agree (and a good many professionals too) the Maplin Catalogue is the one essential piece of equipment they really need. And now with all our **prices on the page** the Maplin Catalogue is better value than ever.

On Sale From 10th November 1984.

Pick up a copy as soon as it's published at any branch of W.H. Smith or in one of our shops. The price is still just £1.35, or £1.75 by post from our Rayleigh address (quote CA02C).



Post this coupon now for your copy of the 1985 catalogue. Price £1.35 + 40p post and packing. If you live outside the U.K. send £2.40 or 11 International Reply Coupons. I enclose £1.75.

Name

Address

.....

ET1/1/85

MAPLIN
ELECTRONIC SUPPLIES LTD

Maplin Electronic Supplies Ltd. Mail Order: P.O. Box 3, Rayleigh, Essex SS6 8LR. Tel: Southend (0702) 552911. • Shops at: 159-161 King Street, Hammersmith, London W6. Tel: 01-748 0926. • 8 Oxford Road, Manchester. Tel: 061-236 0281. • Lynton Square, Perry Barr, Birmingham. Tel: 021-356 7292. • 282-284 London Road, Westcliff-on-Sea, Essex. Tel: 0702-554000. • 46-48 Bevois Valley Road, Southampton. Tel: 0703-25831. All shops closed all day Monday.