

electronics today

INTERNATIONAL

MARCH 1983

85p


SATELLITE TV -how the IBA beat the BBC into orbit

**VERSATILE ALARM
MODULE**

**LASER DIODES
USER-DEFINED
GRAPHICS ON
THE ZX81**

**6502-based
Sound Board
with Six
Channels
of D-to-A**

**USE YOUR
MICRO
FOR WORK
AND PLAY**



Star sounds**

Star quality**

Star features**

**BIG NEWS
ABOUT OUR
LATEST
ADVANCES IN
ROBOTICS
SEE INSIDE
BACK COVER**


**Free
SECURICOR
DELIVERY
on all orders over
£100 (UK mainland
only) Add just £2.50
on lower price
orders**



DJ90 Stereo Mixer — this is a really versatile new mixer that enables the constructor DJ to produce a professional performance every time. There are two stereo inputs for magnetic cartridges, a stereo auxiliary input and mike input. Other 'plus' features are auto-panning for fast or slow slider controls, multi-mixing, ducking, interrupt, input modulation, in short everything the whole works — AND — under £100 complete! Complete kit **£97.50 + VAT**

TRANSCENDENT 2000 — Although only a 3 octave keyboard the '2000' features the same design ingenuity, careful engineering and quality components of its larger brethren. The kit is well within the scope of the first time builder — buy it, build it — play it! You will know you have made the right choice.

Complete kit **£165.00 + VAT**



This versatile modular mixer, featured as a constructional article in *Practical Electronics* can be built up to a maximum of 24 inputs, 4 outputs and an auxiliary channel. Each input channel has Mic and Line inputs, variable gain, bass and treble controls and a parametric middle frequency equalizer. There are send and return jacks, auxiliary, pan and fader controls and output and group switching. The output channels have PPM displays and record and studio outputs. The auxiliary channel also has a PPM display and there is a headphone monitor jack and a built-in talk-back microphone. The mixer modules plug into base units each of which takes up to 6 channels. To eliminate hum, the power supply is in a separate cabinet.

KIT PRICES

Input channel	£19.90	Base unit and wooden front	£27.50
Output channel	£18.50	Pair of mahogany end cheeks	£12.50
Auxiliary channel	£22.50	Power Supply and cabinet	£19.50
Blank Panel	£3.00		

All prices are VAT exclusive

TRANSCENDENT POLYSYNTH — A four octave polyphonic synthesiser with outstanding design characteristics and versatility and performance to match.

Complete kit **£275.00** plus VAT (single voice)
Extra voice (up to three more) **£42.00** plus VAT



**SALES
COUNTER**
Collect your order
from the factory.
Open 9-12/1-4.30
Mon-Thurs. Easy
parking, no
waiting

**Free Soldering
Practise Kit on
request with your
first kit — useful
tips, well
illustrated.**

**Component
packs for most
kits are available
See our great free
catalogue, full
details of all
our range**

Digital Delay Line — With its ability to give delay times from 1.6 mSecs to up to 1.6 secs. Many powerful effects including phasing, flanging, A.D.T., chorus, echo &



vibrato are obtained. The basic kit is extended in 400 mS steps up to 1.6 secs. Simply by adding more parts to the PCB. Compare with units costing over £1,000!

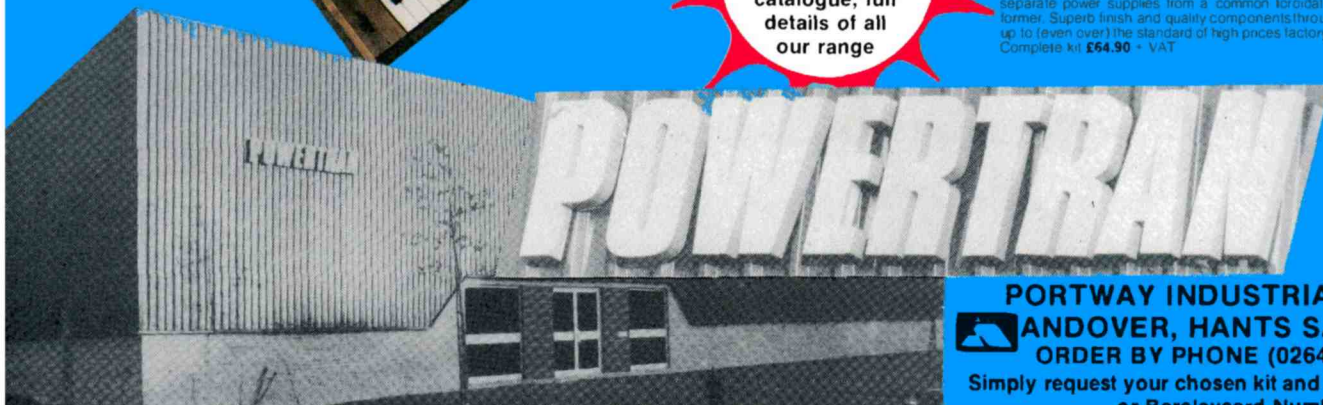
Complete kit (400 mS delay) **£130 + VAT**
Parts for extra 400 mS delay **£9.50 + VAT**

MPA 200 — is a low price, high power 100W amplifier, its smart styling, professional appearance and performance, make it one of our most popular designs. With adaptable inputs the mixer accepts a variety of sources yet straightforward construction makes it ideal for the first time builder. Complete kit **£49.90 + VAT**

Chromatheque 5000 — a 5 channel lighting system powerful enough for professional discos yet controllable for home effects. Sound to light, strobe to music level, random or sequential effects — each channel can handle up to 500W yet minimal wiring is needed with our unique single board design. Complete kit **£49.50 + VAT**

ET1 VOCODER — 14 channels, each with independent level control for maximum versatility and intelligibility. Two input amplifiers — for speech/excitation — each with level control and tone control. The Vocoder is a powerful yet flexible machine that is interesting to build and thanks to our easy to follow construction manual is within the capability of most enthusiasts. Complete kit **£175.00 + VAT**

SP2 200 twice the power with two of the reliable, durable and economic amps from the MPA 200, led by separate power supplies from a common toroidal transformer. Superb finish and quality components throughout — up to (even over) the standard of high price factory-built units! Complete kit **£64.90 + VAT**



**WORLD
LEADERS
IN
ELECTRONIC
KIT DESIGN
AND SUPPLY**

**PORTWAY INDUSTRIAL ESTATE
ANDOVER, HANTS SA10 3NM.**
ORDER BY PHONE (0264) 64455
Simply request your chosen kit and quote your Access or Barclaycard Number

electronics today

INTERNATIONAL MARCH 1983 VOL 12 NO 3

EDITORIAL AND ADVERTISEMENT OFFICE

1 Golden Square, London W1R 3AB, Telephone 01-437 0626,

Telex 8811896.

SATELLITE TV
-how the IBA beat
the BBC into
orbit

VERSATILE ALARM
MODULE

LASER DIODES
USER-DEFINED
GRAPHICS ON
THE ZX81


**6502-based
Sound Board
with Six
Channels
of D-to-A**

USE YOUR
MICRO
FOR WORK
AND PLAY

...AUDIO... COMPUTING... MUSIC... RADIO... ROBOTICS...

Dave Bradshaw: Editor
Peter Green: Deputy Editor
Phil Walker: Project Editor
Jerry Fowler: Technical Illustrator
Gary Price: Divisional Ad. Manager
Ron Harris B. Sc: Managing Editor
Andrew Selwood: Copy Control
T. J. Connell: Managing Director

PUBLISHED BY:
Argus Specialist Publications Ltd.,
145 Charing Cross Road, London WC2H 0EE,
DISTRIBUTED BY:
Argus Press Sales & Distribution Ltd.,
12-18 Paul Street, London EC2A 4JS
(British Isles)
TYPESET AND ORIGINATION BY:
Design International
PRINTED BY
QB Limited, Colchester.
COVERS PRINTED BY:
Alabaster Passmore



Electronics Today is normally published on the first Friday in the month preceding cover date. The contents of this publication including all articles, designs, plans, drawings and programs and all copyright and other intellectual property rights therein belong to Argus Specialist Publications Limited. All rights conferred by the Law of Copyright and other intellectual property rights and by virtue of international copyright conventions are specifically reserved to Argus Specialist Publications Limited and any reproduction requires the prior written consent of the Company. © 1986 Argus Specialist Publications Ltd. All reasonable care is taken in the preparation of the magazine contents but the publishers cannot be held legally responsible for errors. Where mistakes do occur, a correction will normally be published as soon as possible afterwards. All prices and data contained in advertisements are accepted by us in good faith as correct at time of going to press. Neither the advertisers nor the publishers can be held responsible, however, for any variations affecting price or availability which may occur after the publication has closed for press.

Subscription Rates. UK: £18.10. Overseas: £22.50.
USA: \$29.50. Airmail: £49.50.

FEATURES

DIGEST.....11
The ETI alternative to breakfast television - assuming you can find a way to prop up the magazine amid the toast and marmalade.

SATELLITE TV - THE SEQUEL.....16
Now that the Part Report on satellite broadcasting of television programmes has been published. Vivian Capel takes a second look at the subject in the light of the recommendation.

LASER DIODES.....30
Not much use to the mad scientist designing death rays; but with far reaching implications for communications technology, amongst other things. We look at a little-known property of the ubiquitous semiconductor junction.

BROADCAST STANDARDS.....42
So the satellites will be beaming down TV signals in MAC format, not E. PAL. Here we examine exactly

how this came about, and the consequences for the TV manufacturers and the paying public.

AUDIOPHILE.....57
It's Q and A time to start with, as Ron Harris answers some typical reader enquiries. Then it's off to the armchair/test bench for a report on Coral's new cartridge.

TECH TIPS.....68
More circuit ideas supplied by our readers - designs from hobbyists for hobbyists.

READ/WRITE.....76
A couple of massive missives as readers get their opinions off their chests and into print.

CONFIGURATIONS.....79
This month Ian Sinclair discusses audio power output stages, with the more common configurations and some advice on heat sinking.

PROJECTS

ZX81 USER-DEFINED GRAPHICS.....23
Bored with the characters that Uncle Clive Sinclair stuffed into your BASIC ROM? If you've got a 16K RAM pack, this hardware modification to your ZX81 lets you display your own.


ORGAN PART TWO.....36
This month we discuss the lower keyboard circuitry, the preset voice circuitry, and the Buylines we missed bust last month!

6502 SOUND DAC/CARD.....48
It's possible to get computers to do other things than fly spaceships across your TV. Here's a project that gives you three sound channels and six DACs.

ALARM MODULE.....63
Provided you don't have the misfortune to be visited by a deaf burglar, this little box packs enough decibels to send him away screaming.

LOGIC PROBE.....73
This elegant design features a host o diagnostic facilities on a tiny PCB and uses only three IC packages.

FOIL PATTERNS.....86



Due to lack of space in this issue and other circumstances beyond our control the Stage Lighting Dimmer and Cortex BASIC articles have been postponed until next month.

INFORMATION

NEXT MONTH'S ETI.....7
COMPUTER EXHIBITIONS.....22
SUBSCRIPTIONS SPECIAL OFFER.....28

BOOK SERVICE.....55
PCB SERVICE.....83

SWITCHES
TOGGLE: 2A, 250V, 33p
SPST 44p
DPDT 205p

SUB-MIN TOGGLE
SPST on/off 54p
SPDT c/over 60p
SPDT centre off 85p
SPDT biased both ways 105p
DPDT 6 legs 75p
DPDT centre off 85p
DPDT biased both ways 145p
DPDT 3 positions on/off in 185p
3-pole 2 way 205p

SLIDE 250V:
DPDT 1A 14p
DPDT 1A c/over 15p
DPDT 2/2A 13p

PUSHBUTTON 6A
with 10mm button
SPDT latching 145p
DPDT latching 145p
SPDT moment 95p
DPDT moment 145p

Mini Non Locking Push to Make 16p
Push to Break 25p

ETI PROJECTS
We stock most of the parts

JUMPER LEADS (Ribbon Cable Assembly)
14 pin 18 pin 24 pin 30 pin 36 pin 40 pin
Single ended DIP (Header Plug) Jumper 24 inches 185p
Double ended DIP (Header Plug) Jumper 24 inches 300p

TRANSFORMERS:
3-0-3V; 0-0-6V; 0-0-9V; 12-0-12V; 15-0-15V @ 100mA
pcb mounting, Miniature, Split Bobbin
3VA: 2x0V-0.25A; 2x0V-0.15A; 2x12V-0.12A;
2x15V-0.1A 200p
6VA: 2x0V-0.5A; 2x0V-0.3A; 2x12V-0.2A; 2x15V-0.2A 270p
Standard Split Bobbin type:
6VA: 2x0V-0.5A; 2x0V-0.4A; 2x12V-0.3A; 2x15V-0.25A 220p
12VA: 2x4.5V-1.3A; 2x6V-1A; 2x0V-0.8A; 2x12V-0.5A; 2x15V-0.4A; 2x20V-0.3A 285p (35p p/bp)
24VA: 2x6V-1.5A; 2x0V-1.2A; 2x15V-1A; 2x18V-0.8A; 2x20V-0.6A 485p (60p p/bp)
50VA: 2x6V-1.5A; 2x0V-1.2A; 2x12V-0.8A; 2x15V-0.5A; 2x20V-0.2A; 2x25V-1A; 2x20V-0.8A 850p (100p p/bp)
Specially wound for Multirail Converter PSUs
50VA: Outputs +5V/5A; +12V; +25V; -5V; -12V at 1A
100VA: 2x12V-4A; 2x15V-3A; 2x20V-2.5A; 2x25V-2A; 2x30V-1.5A; 2x50V-1A 920p (175p p/bp charge to be added over and above our normal postal charge).

CMOS

4000	10	4077	13	4641	140
4001	10	4078	13	4642	140
4002	12	4079	18	4643	40
4003	60	4081	13	4644	276
4007	14	4082	50	4653	296
4008	32	4085	50	4654	296
4009	24	4086	60	4655	35
4010	24	4089	125	4656	35
4011	10	4092	20	4657	320
4012	18	4094	70	4658	120
4013	20	4095	85	4659	305
4014	48	4096	70	4660	180
4015	40	4097	200	4661	104
4016	20	4098	75	4662	65
4017	32	4099	110	4666	185
4018	48	4100	85	4668	285
4019	25	4102	99	4669	175
4020	42	4103	120	4670	35
4021	40	4103	99	4680	400
4022	40	4174	99	4681	250
4023	13	4175	105	4682	90
4024	22	4176	105	4683	90
4025	13	4408	790	4684	40
4026	80	4409	790	4685	60
4027	20	4410	725	4687	330
4028	28	4411	725	4688	330
4029	46	4412	775	4689	90
4030	16	4415	480	4690	45
4031	125	4419	290	4698	45
4032	80	4422	770	4700	110
4033	125	4435	850	4701	130
4034	140	4440	900	4702	210
4035	45	4450	350	4703	175
4036	275	4451	350	4704	95
4037	115	4490	350	4705	165
4038	110	4500	875	4706	35
4039	250	4501	28	4707	95
4040	40	4502	80	4708	195
4041	40	4503	40	4709	90
4042	40	4504	75	4710	195
4043	40	4505	195	4711	240
4044	40	4506	35	4712	194
4045	105	4507	35	4713	90
4046	46	4508	130	4714	45
4047	40	4510	46	4715	50
4048	40	4511	46	4716	220
4049	25	4512	80	4717	90
4050	25	4513	195	4718	75
4051	45	4514	115	4719	70
4052	80	4515	115	4720	70
4053	50	4516	275	4721	90
4054	50	4517	275	4722	90
4055	85	4518	40	4723	185
4056	85	4519	30	4724	185
4057	1915	4520	50	4725	185
4058	195	4521	90	4726	185
4060	45	4522	125	4727	185
4061	1185	4523	75	4728	70
4062	985	4524	75	4729	70
4063	24	4525	165	4730	70
4064	245	4530	90	4731	120
4065	14	4531	130	4732	120
4066	14	4532	70	4733	120
4070	13	4534	70	4734	120
4071	13	4536	275	4735	185
4072	13	4538	90	4736	185
4073	15	4539	90	4737	185

OPTO-ELECTRONICS
LEDs with Clips
TIL209 Red 10
TIL211 Grn 14
TIL212 Yel. 14
TIL226 2' Carr 12
2' Green, Yellow or Amber 14
2.2' Bi colour Red/Green 75
Green/Yellow 65
0.2' Tri colour Red/Green/Yellow 85
Hi-Brightness Red 95
Flashing red 0.2' red 65
Squares LEDs, Red, Green, Yellow 30
Rectangle Stackable LEDs
Red, Green or Yell 18
Triangular LEDs
Red 18
Green or yellow 22
LD271 Infra Red 48
TIL325 Detector 58
TIL32 Infra Red 58
TIL78 Detector 60
TIL58 60
TIL100 60
BARGRAPH Red 10 segments 228
ISOLATORS
IL74 75
ILD74 95
IL074 185
TIL111/2/4 95
TIL117 115
4N33 Photo Darlington 135
7 Segment Displays
TIL307 575
TIL312 3' CA 105
TIL313 3' CC 105
TIL321 5' CA 115
TIL322 5' CC 115
DL704 3' CA 95
DL707 3' CA 95
FND357 Red 120
FND500 115
3' Green CA 160
3' Green CA 215
3' ± 1 Red CA 160
3' ± 1 Green CA 160
LCD 3 Digits 485
LCD 4 Digits 530
LCD 8 Digits 625
NEONS
Rectangular, nut fixing Red, Amber, Green 30p
DRP12 Optoisolator Switch type TIL139 170p
SLOTTED Optical Switch similar to RS Comp. 5' 185p

DIL SWITCHES
(SPST) 4 way 70p; 6 way 85p; 8 way 90p; 10 way 145p; (SPDT) 4 way 190p

ROTARY SWITCHES:
(Adjustable Stop type)
1 pole/2 to 12 way; 2 pole/2 to 6 way; 3 pole/2 to 4 way; 4 pole/2 to 4 way 45p
ROTARY: Mains DP 250V 4 Amp on/off 55p
ROTARY: (Make a switch) Make a multiway switch. Shafting assembly has adjustable stop. Accommodates up to 6 wafers (max. 6 pole/12 way + DP switch). Mechanism only 90p

WAFERS: (make before break) to fit the above switch mechanism. 1 pole/12 way; 2 pole/6 way; 3 pole/4 way; 4 pole/3 way; 6-7 way; Mains DP 4A Switch to fit Spacers 4p. Screen 6p 85p

ROCKER: 5A/250V SPST 28p
ROCKER: 10A/250V SPDT 38p
ROCKER: 10A/250V DPDT c/off 95p
ROCKER: 10A/250V DPST with neon 95p

THUMBWHEEL: Mini front mounting Decade Switch Module 220p
B.C.D. Switch Module 275p
Mounting Cheeks (per pair) 75p

FERRIC CHLORIDE
1 lb bag Anhydrous 195p + 50p P&P

COPPER CLAD BOARDS
Fibre glass Single sided S.R.B.P.
6" x 6" 90p 110p 55p
6" x 12" 150p 195p

DIL SOCKETS
Wire Prot. 145p
8 pin 8p 25p
14 pin 10p 25p
16 pin 10p 25p
18 pin 15p 25p
20 pin 20p 65p
22 pin 20p 65p
24 pin 25p 70p
26 pin 25p 70p
40 pin 30p 95p

ANTEX SOLDERING IRON
C-15W 45p CX17W 475p
CCN-15W 45p CX25W 970p
Spare tips, assorted sizes 210p
Iron Stand with sponge 165p

VOLTAGE REGULATORS
1A TO220 Plastic Case
-ve
5V 7805 40p 7905 40p
12V 7812 40p 7908 40p
15V 7815 40p 7912 40p
18V 7818 40p 7915 40p
24V 7824 40p 7924 40p

100mA TO220 Plastic package
5V 78L05 30p 79L05 60p
6V 78L06 30p -
8V 78L08 30p -
12V 78L12 30p 79L12 60p
15V 78L15 30p 79L15 60p
LM300H 170p TAA550 80p
LM301 170p DA1412 180p
LM305H 170p 78H05 + 5V/5A 600p
LM309K 135p 78H12 + 12V/5A 600p
LM317 320p 78H05 + 5V 800p
LM317KP 80p 78H05 + 5V 800p
LM323K 400p 5A 500p
LM337 175p 79H05 + 2.25V to 24V 280p
LM723 Var 3p 5A 685p

VEROBOARD 0.1in
100 360 374
DIP Board 360 374
Vero Strip 374

PROTO DECS
Veroblock 405p
15-Dec Euroboard 350p
15-Dec Board 575p
15-Dec Superstrip SS2 1300p

DALO ETCH RESIST PEN
Plus spare tip 90p

ULTRASONIC TRANSDUCER
40KHz 325 p

VERO WIRING
PEN + spool 340p
Spare spool 75p
Combo 9p

EDGE CONNECTORS
2 x 15 way 145p
2 x 18 way 180p 145p
2 x 22 way 180p 200p
2 x 23 way 175p -
2 x 26 way 225p 220p
2 x 28 way 190p -
2 x 30 way 245p -
2 x 38 way 295p -
2 x 40 way 315p -
2 x 43 way 350p -
2 x 76 way 550p -

DIL PLUG (Header)
14 pin 40p 105p
16 pin 40p 105p
24 pin 40p 175p
40 pin 25p 250p

RIBBON CABLE
10 way 12p 22p
16 way 15p 22p
20 way 25p 40p
24 way 35p 60p
34 way 45p 80p
40 way 55p 70p
50 way 65p 80p
64 way 85p 110p

ZIF DIL SOCKETS
24 pin 625p
28 pin 670p
40 pin 975p

'D' CONNECTORS
miniature 9 way 15 way 25 way 37 way
Male
Solder lugs 85p 165p 180p 250p
Angle pins 165p 275p 280p 360p
PCB pins 130p 130p 185p 280p
Female
Solder lugs 165p 165p 280p 320p
Angle pins 165p 275p 280p 490p
PCB pins 150p 180p 400p 420p
Covers 85p 85p 100p 100p
IDC 25 way 'D' Plug 285p; Socket 485p

25 way 'D' CONNECTOR
Jumper Lead Cable Assembly 485p
18" long, Single end, Male 485p
18" long, Single end, Female 525p
36" long, Double End, M/F 1025p
36" long, Double End, F/F 1080p
36" long, Double End, M/F 985p

SPECIAL OFFER
TEX EPROM ERASER
Only £29.95

100
DIP Board 360 374
Vero Strip 374

PROTO DECS
Veroblock 405p
15-Dec Euroboard 350p
15-Dec Board 575p
15-Dec Superstrip SS2 1300p

DALO ETCH RESIST PEN
Plus spare tip 90p

ULTRASONIC TRANSDUCER
40KHz 325 p

VERO WIRING
PEN + spool 340p
Spare spool 75p
Combo 9p

FERRIC CHLORIDE
1 lb bag Anhydrous 195p + 50p P&P

COPPER CLAD BOARDS
Fibre glass Single sided S.R.B.P.
6" x 6" 90p 110p 55p
6" x 12" 150p 195p

100
DIP Board 360 374
Vero Strip 374

PROTO DECS
Veroblock 405p
15-Dec Euroboard 350p
15-Dec Board 575p
15-Dec Superstrip SS2 1300p

DALO ETCH RESIST PEN
Plus spare tip 90p

ULTRASONIC TRANSDUCER
40KHz 325 p

VERO WIRING
PEN + spool 340p
Spare spool 75p
Combo 9p

FERRIC CHLORIDE
1 lb bag Anhydrous 195p + 50p P&P

COPPER CLAD BOARDS
Fibre glass Single sided S.R.B.P.
6" x 6" 90p 110p 55p
6" x 12" 150p 195p

DIL SOCKETS
Wire Prot. 145p
8 pin 8p 25p
14 pin 10p 25p
16 pin 10p 25p
18 pin 15p 25p
20 pin 20p 65p
22 pin 20p 65p
24 pin 25p 70p
26 pin 25p 70p
40 pin 30p 95p

ANTEX SOLDERING IRON
C-15W 45p CX17W 475p
CCN-15W 45p CX25W 970p
Spare tips, assorted sizes 210p
Iron Stand with sponge 165p

VOLTAGE REGULATORS
1A TO220 Plastic Case
-ve
5V 7805 40p 7905 40p
12V 7812 40p 7908 40p
15V 7815 40p 7912 40p
18V 7818 40p 7915 40p
24V 7824 40p 7924 40p

DIL SOCKETS
Wire Prot. 145p
8 pin 8p 25p
14 pin 10p 25p
16 pin 10p 25p
18 pin 15p 25p
20 pin 20p 65p
22 pin 20p 65p
24 pin 25p 70p
26 pin 25p 70p
40 pin 30p 95p

ANTEX SOLDERING IRON
C-15W 45p CX17W 475p
CCN-15W 45p CX25W 970p
Spare tips, assorted sizes 210p
Iron Stand with sponge 165p

VOLTAGE REGULATORS
1A TO220 Plastic Case
-ve
5V 7805 40p 7905 40p
12V 7812 40p 7908 40p
15V 7815 40p 7912 40p
18V 7818 40p 7915 40p
24V 7824 40p 7924 40p

100mA TO220 Plastic package
5V 78L05 30p 79L05 60p
6V 78L06 30p -
8V 78L08 30p -
12V 78L12 30p 79L12 60p
15V 78L15 30p 79L15 60p
LM300H 170p TAA550 80p
LM301 170p DA1412 180p
LM305H 170p 78H05 + 5V/5A 600p
LM309K 135p 78H12 + 12V/5A 600p
LM317 320p 78H05 + 5V 800p
LM317KP 80p 78H05 + 5V 800p
LM323K 400p 5A 500p
LM337 175p 79H05 + 2.25V to 24V 280p
LM723 Var 3p 5A 685p

VOLTAGE REGULATORS
1A TO220 Plastic Case
-ve
5V 7805 40p 7905 40p
12V 7812 40p 7908 40p
15V 7815 40p 7912 40p
18V 7818 40p 7915 40p
24V 7824 40p 7924 40p

100mA TO220 Plastic package
5V 78L05 30p 79L05 60p
6V 78L06 30p -
8V 78L08 30p -
12V 78L12 30p 79L12 60p
15V 78L15 30p 79L15 60p
LM300H 170p TAA550 80p
LM301 170p DA1412 180p
LM305H 170p 78H05 + 5V/5A 600p
LM309K 135p 78H12 + 12V/5A 600p
LM317 320p 78H05 + 5V 800p
LM317KP 80p 78H05 + 5V 800p
LM323K 400p 5A 500p
LM337 175p 79H05 + 2.25V to 24V 280p
LM723 Var 3p 5A 685p

100mA TO220 Plastic package
5V 78L05 30p 79L05 60p
6V 78L06 30p -
8V 78L08 30p -
12V 78L12 30p 79L12 60p
15V 78L15 30p 79L15 60p
LM300H 170p TAA550 80p
LM301 170p DA1412 180p
LM305H 170p 78H05 + 5V/5A 600p
LM309K 135p 78H12 + 12V/5A 600p
LM317 320p 78H05 + 5V 800p
LM317KP 80p 78H05 + 5V 800p
LM323K 400p 5A 500p
LM337 175p 79H05 + 2.25V to 24V 280p
LM723 Var 3p 5A 685p

COMPUTER CORNER

- MX80FT/3 EPSON PRINTER 10" Friction feed, 9 x 9 matrix 80 column, Speed 80CPS, Bidirectional, Centronics interface standard, Baud-rate 110-9600 (RS232), Hi-Ras, Bit Image graphics, Subscript & Superscript, Italics & Underlining facility plus 500 sheets of paper FREE £324 + £7 carr
- MX100 EPSON Printer. 136 Column, 15" carriage, plus all the features of MX80FT/3. Plus FREE 500 sheets of Paper. £324 + £7 carr
- SOFTY II. An intelligent Epron Programmer and Emulator. Accepts a 24 pin 5V Epron. Has Memory Map TV Display, RS232 and Centronics I/P & O/P. Copies, Emulates and programs. RS 232 and centronics routines standard. PSU included. £169
- TEX EPROM ERASER Erases up to 32 ICs in 15-30 minutes...£33
- TEX EPROM ERASER with a safety switch...£35
- TEX EPROM ERASER plus our Solid State ELECTRONIC TIMER...£44
- ELECTRONIC TIMER. Solid state, 15-30 min. Connects directly to above Erasers. Protects your expensive Chips from overcooking. Our timer pays for itself in no time...£15
- SPARE 'UV' Lamp bulb...£8
- POWER SUPPLY. Regulated with Overload protection. Variable Output, 5V to 15V at 4A. Professionally finished...£38
- MULTIRAIL POWER SUPPLY KIT. Especially designed for Micros. Tested output: +5V/5A; +12V; +25V; -12V of 1A £37
- C12 COMPUTER GAGE CASSETTES in library cases...40p
- SEIKOSHA GP100A. 10" Tractor Feed, 80 Colmn. 30CPS. Normal and Double Width Char. Dot Res Graphics...£175 (£7 carr)
- SEIKOSHA GP250X. 10", 50 CPS. Normal and Double width and height Char. RS232 and Centronix Infr. standard £240 (£7 carr)
- Printer Cable for our printers and BBC...£12
- 81" Fan Fold paper (1000 sheets)...£7
- 91" Fan Fold paper (1000 sheets)...£7
- 81" & 91" Fan Fold paper (1000 sheets)...£7 + 150p carr

FLOPPY DISC DRIVES

- TEAC FD50A - Uncased, S/S, 40 track, 5 1/4", 100K...£125
- TEAC FD50A - Cased, S/S, 40 track, 5 1/4", no PSU...£150
- TEAC FD50A - Cased with PSU, S/S, 40T, 5 1/4"...£180
- TEAC FD50A - Twin Cased, PSU, S/S, 5 1/4", 200K...£350
- TEAC FD50E - Twin Cased, PSU, D/S, 80 track, 400K...£475
- Drive CABLES for BBC Micro: Single £8; Double £12
- N.B. All above drives are BBC Micro compatible
- SIEMENS FDD 100-5 Drive. Cased with PSU. Has track zero micro switch and motor control. PCB with read, write and control electronics. Connecting cable incl. Especially made for APPLE II Micro...£215
- Apple II Interface Card for above...£42
- 10 VERBATIM Diskettes 5 1/4", S.S.S.D...£20
- 10 VERBATIM Diskettes 5 1/4", D.S.D.D...£30
- 10 VERBATIM Diskettes 5 1/4", S.S.D.D...£28
- N.B. Carriage is extra on all disc drives.

IDC CONNECTORS
PCB Plug Male Female
Pin Strt. Angle Header Card Connect
16 way 80p 85p 85p 120p
18 way 130p 150p 110p -
20 way 145p 180p 125p 195p
25 way 175p 200p 150p 240p
34 way 235p 180p 320p
40 way 220p 250p 190p 340p
60 way 235p 270p 200p 395p
- - - 230p 455p

EURO CONNECTORS
Female Socket Male Plug
Strt. Angle Pin Pin Pin Pin
DN1617 31way 170p - - 175p
DNW12 2x32

Rapid Electronics

MAIL ORDERS:
Unit 1, Hill Farm Industrial Estate,
Boxted, Colchester, Essex CO4 5RD.
TELEPHONE ORDERS:
Colchester (0206) 36412.

ACCESS AND
BARCLAYCARD
WELCOME

LINEAR			
555CMOS 80	ICL7106 790	LM339 45	LM3911 120
555CMOS 150	ICL7621 180	LM348 60	LM3914 175
749 25	ICL7622 180	LM357 170	LM3915 165
741 35	ICL8038 295	LM377 170	LM13600 105
9400CJ 350	ICL8211A 200	LM380 65	MC1496 68
AY-31270 720	ICM7224 785	LM381 120	MC3340 135
AY-38010 370	ICM7556 80	LM382 120	MF10CN 350
AY-38912 540	LF351 85	LM384 130	ML922 400
CA3046 60	LF363 85	LM386 65	ML924 195
CA3130E 85	LF356 90	LM387 120	ML925 210
CA3089 190	LM10 360	LM393 100	ML926 210
CA3090AQ 375	LM301A 25	LM709 25	ML927 140
CA3140E 85	LM111 110	LM711 60	ML928 140
CA3140E 36	LM318 120	LM725 350	ML929 140
CA3161E 100	LM324 40	LM747 60	NE531 60
CA3189 290	LM334Z 100	LM1459 40	NE544 205
CA3240E 110	LM335Z 125	LM293 200	NE555 15
		LM3900 45	NE556 45
		LM3909 70	NE565 110

TRANSISTORS			
AC125 35	BC149 9	BC517 40	BF337 40
AC126 25	BC157 8	BC547 10	BF484 23
AC127 25	BC158 10	BC548 10	FR80 23
AC128 20	BC159 8	BC549 10	FR81 20
AC176 25	BC161 45	BC550 10	FX29 25
AC187 22	BC168 22	BC551 10	FX84 25
AC188 22	BC169C 10	BC552 10	FX85 25
AD142 120	BC170 8	BC553 10	FX86 25
AD149 80	BC171 10	BC554 10	FX87 25
AD181 40	BC172 8	BC555 10	FX88 25
AD182 40	BC173 8	BC556 10	FX89 25
AF124 60	BC178 18	BC557 10	FX90 25
AF126 50	BC179 18	BC558 10	FX91 25
AF139 40	BC182 10	BC559 10	FX92 25
AF186 70	BC182L 8	BC560 10	FX93 25
AF239 75	BC183 10	BC561 10	FX94 25
BC107 10	BC183L 10	BC562 10	FX95 25
BC107B 12	BC184 10	BC563 10	FX96 25
BC108 9	BC184L 7	BC564 10	FX97 25
BC108B 12	BC185 10	BC565 10	FX98 25
BC109C 12	BC186 10	BC566 10	FX99 25
BC114 18	BC187 10	BC567 10	FX100 25
BC115 22	BC188 10	BC568 10	FX101 25
BC117 18	BC189 10	BC569 10	FX102 25
BC119 35	BC190 10	BC570 10	FX103 25
BC137 40	BC208 12	BC571 10	FX104 25
BC139 40	BC237 14	BC572 10	FX105 25
BC140 28	BC238 14	BC573 10	FX106 25
BC141 30	BC239 14	BC574 10	FX107 25
BC142 25	BC240 14	BC575 10	FX108 25
BC143 25	BC241 14	BC576 10	FX109 25
BC147 8	BC242 14	BC577 10	FX110 25
BC148 8	BC243 14	BC578 10	FX111 25
BC149 8	BC244 14	BC579 10	FX112 25
BC175 25	BC245 14	BC580 10	FX113 25
BC259 30	BC246 14	BC581 10	FX114 25
	BC247 14	BC582 10	FX115 25
	BC248 14	BC583 10	FX116 25
	BC249 14	BC584 10	FX117 25
	BC250 14	BC585 10	FX118 25
	BC251 14	BC586 10	FX119 25
	BC252 14	BC587 10	FX120 25
	BC253 14	BC588 10	FX121 25
	BC254 14	BC589 10	FX122 25
	BC255 14	BC590 10	FX123 25
	BC256 14	BC591 10	FX124 25
	BC257 14	BC592 10	FX125 25
	BC258 14	BC593 10	FX126 25
	BC259 14	BC594 10	FX127 25
	BC260 14	BC595 10	FX128 25
	BC261 14	BC596 10	FX129 25
	BC262 14	BC597 10	FX130 25
	BC263 14	BC598 10	FX131 25
	BC264 14	BC599 10	FX132 25
	BC265 14	BC600 10	FX133 25
	BC266 14	BC601 10	FX134 25
	BC267 14	BC602 10	FX135 25
	BC268 14	BC603 10	FX136 25
	BC269 14	BC604 10	FX137 25
	BC270 14	BC605 10	FX138 25
	BC271 14	BC606 10	FX139 25
	BC272 14	BC607 10	FX140 25
	BC273 14	BC608 10	FX141 25
	BC274 14	BC609 10	FX142 25
	BC275 14	BC610 10	FX143 25
	BC276 14	BC611 10	FX144 25
	BC277 14	BC612 10	FX145 25
	BC278 14	BC613 10	FX146 25
	BC279 14	BC614 10	FX147 25
	BC280 14	BC615 10	FX148 25
	BC281 14	BC616 10	FX149 25
	BC282 14	BC617 10	FX150 25
	BC283 14	BC618 10	FX151 25
	BC284 14	BC619 10	FX152 25
	BC285 14	BC620 10	FX153 25
	BC286 14	BC621 10	FX154 25
	BC287 14	BC622 10	FX155 25
	BC288 14	BC623 10	FX156 25
	BC289 14	BC624 10	FX157 25
	BC290 14	BC625 10	FX158 25
	BC291 14	BC626 10	FX159 25
	BC292 14	BC627 10	FX160 25
	BC293 14	BC628 10	FX161 25
	BC294 14	BC629 10	FX162 25
	BC295 14	BC630 10	FX163 25
	BC296 14	BC631 10	FX164 25
	BC297 14	BC632 10	FX165 25
	BC298 14	BC633 10	FX166 25
	BC299 14	BC634 10	FX167 25
	BC300 14	BC635 10	FX168 25
	BC301 14	BC636 10	FX169 25
	BC302 14	BC637 10	FX170 25
	BC303 14	BC638 10	FX171 25
	BC304 14	BC639 10	FX172 25
	BC305 14	BC640 10	FX173 25
	BC306 14	BC641 10	FX174 25
	BC307 14	BC642 10	FX175 25
	BC308 14	BC643 10	FX176 25
	BC309 14	BC644 10	FX177 25
	BC310 14	BC645 10	FX178 25
	BC311 14	BC646 10	FX179 25
	BC312 14	BC647 10	FX180 25
	BC313 14	BC648 10	FX181 25
	BC314 14	BC649 10	FX182 25
	BC315 14	BC650 10	FX183 25
	BC316 14	BC651 10	FX184 25
	BC317 14	BC652 10	FX185 25
	BC318 14	BC653 10	FX186 25
	BC319 14	BC654 10	FX187 25
	BC320 14	BC655 10	FX188 25
	BC321 14	BC656 10	FX189 25
	BC322 14	BC657 10	FX190 25
	BC323 14	BC658 10	FX191 25
	BC324 14	BC659 10	FX192 25
	BC325 14	BC660 10	FX193 25
	BC326 14	BC661 10	FX194 25
	BC327 14	BC662 10	FX195 25
	BC328 14	BC663 10	FX196 25
	BC329 14	BC664 10	FX197 25
	BC330 14	BC665 10	FX198 25
	BC331 14	BC666 10	FX199 25
	BC332 14	BC667 10	FX200 25
	BC333 14	BC668 10	FX201 25
	BC334 14	BC669 10	FX202 25
	BC335 14	BC670 10	FX203 25
	BC336 14	BC671 10	FX204 25
	BC337 14	BC672 10	FX205 25
	BC338 14	BC673 10	FX206 25
	BC339 14	BC674 10	FX207 25
	BC340 14	BC675 10	FX208 25
	BC341 14	BC676 10	FX209 25
	BC342 14	BC677 10	FX210 25
	BC343 14	BC678 10	FX211 25
	BC344 14	BC679 10	FX212 25
	BC345 14	BC680 10	FX213 25
	BC346 14	BC681 10	FX214 25
	BC347 14	BC682 10	FX215 25
	BC348 14	BC683 10	FX216 25
	BC349 14	BC684 10	FX217 25
	BC350 14	BC685 10	FX218 25
	BC351 14	BC686 10	FX219 25
	BC352 14	BC687 10	FX220 25
	BC353 14	BC688 10	FX221 25
	BC354 14	BC689 10	FX222 25
	BC355 14	BC690 10	FX223 25
	BC356 14	BC691 10	FX224 25
	BC357 14	BC692 10	FX225 25
	BC358 14	BC693 10	FX226 25
	BC359 14	BC694 10	FX227 25
	BC360 14	BC695 10	FX228 25
	BC361 14	BC696 10	FX229 25
	BC362 14	BC697 10	FX230 25
	BC363 14	BC698 10	FX231 25
	BC364 14	BC699 10	FX232 25
	BC365 14	BC700 10	FX233 25
	BC366 14	BC701 10	FX234 25
	BC367 14	BC702 10	FX235 25
	BC368 14	BC703 10	FX236 25
	BC369 14	BC704 10	FX237 25
	BC370 14	BC705 10	FX238 25
	BC371 14	BC706 10	FX239 25
	BC372 14	BC707 10	FX240 25
	BC373 14	BC708 10	FX241 25
	BC374 14	BC709 10	FX242 25
	BC375 14	BC710 10	FX243 25
	BC376 14	BC711 10	FX244 25
	BC377 14	BC712 10	FX245 25
	BC378 14	BC713 10	FX246 25
	BC379 14	BC714 10	FX247 25
	BC380 14	BC715 10	FX248 25
	BC381 14	BC716 10	FX249 25
	BC382 14	BC717 10	FX250 25
	BC383 14	BC718 10	FX251 25
	BC384 14	BC719 10	FX252 25
	BC385 14	BC720 10	FX253 25
	BC386 14	BC721 10	FX254 25
	BC387 14	BC722 10	FX255 25
	BC388 14	BC723 10	FX256 25
	BC389 14	BC724 10	FX257 25
	BC390 14	BC725 10	FX258 25
	BC391 14	BC726 10	FX259 25
	BC392 14	BC727 10	FX260 25
	BC393 14	BC728 10	FX261 25
	BC394 14	BC729 10	FX262 25
	BC395 14	BC730 10	FX263 25
	BC396 14	BC731 10	FX264 25
	BC397 14	BC732 10	FX265 25
	BC398 14	BC733 10	FX266 25
	BC399 14	BC734 10	FX267 25
	BC400 14	BC735 10	FX268 25
	BC401 14	BC736 10	FX269 25
	BC402 14	BC737 10	FX270 25
	BC403 14	BC738 10	FX271 25
	BC404 14	BC739 10	FX272 25
	BC405 14	BC740 10	FX273 25
	BC406 14	BC741 10	FX274 25
	BC407 14	BC742 10	FX275 25
	BC408 14	BC743 10	FX276 25
	BC409 14	BC744 10	FX277 25
	BC410 14	BC745 10	FX278 25
	BC411 14	BC746 10	FX279 25
	BC412 14	BC747 10	FX280 25
	BC413 14	BC748 10	FX281 25
	BC414 14	BC749 10	FX282 25
	BC415 14	BC750 10	FX283 25
	BC416 14	BC751 10	FX284 25
	BC417 14	BC752 10	FX285 25
	BC418 14	BC753 10	FX286 25

**NEXT
MONTH**

electronics today

INTERNATIONAL

SWITCHED MODE PSU

Specially for those interested in extending their knowledge of electronics (which must be about 100% of you), we are returning to the Designer's Notebook feature with not one but two articles. As you may gather from the heading, one of these is not a million miles away from the subject of switched mode power supplies, one of the design fields often regarded as a no-go area for the hobbyist -that is, until that hobbyist reads ETI. The other Designer's Notebook will be on voltage multipliers, so start queuing at the newsagents now.

REAL-TIME CLOCK CALENDAR

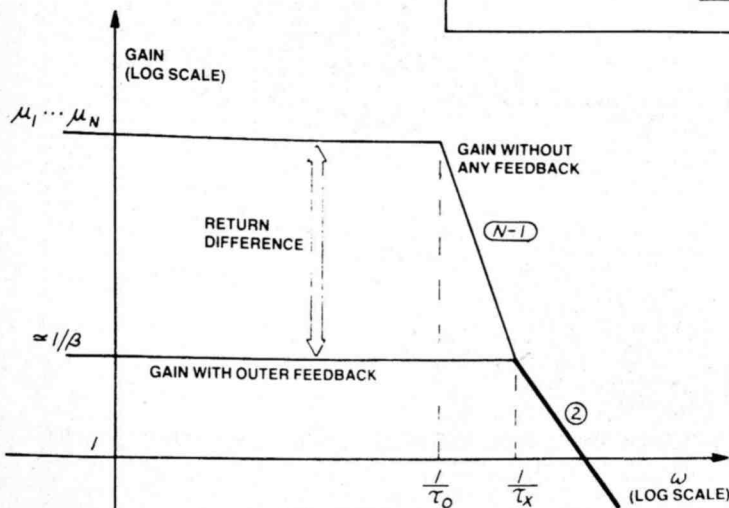
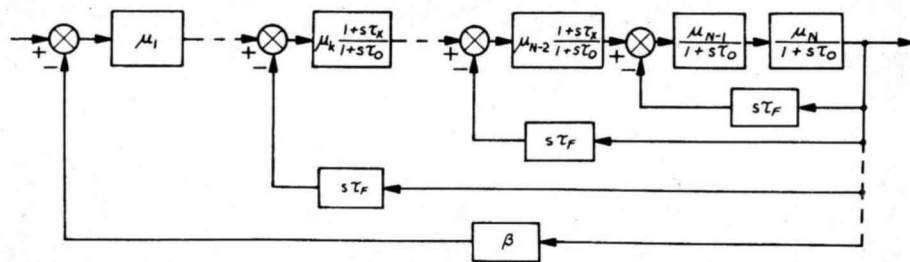
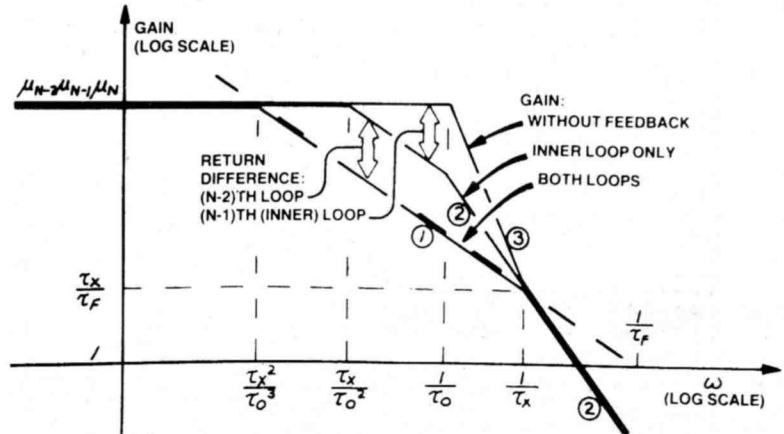
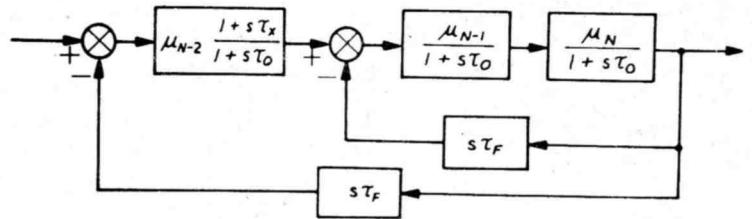
A project for all those readers with 6502-based micros that can't tell the time, or remember what day it is. If you liked the 6502 Sound/DAC card this month, you'll love this project: only in the April edition of ETI.

ZX81 MUSIC BOARD

This is a quite sophisticated though cost-effective music board for the ZX81. The board is capable of playing music without continuous CPU maintenance, and three notes may be played at once, each with independently variable volume. If you want more out of your micro, get next month's ETI.

NDFL

NDFL what? We're afraid you'll have to wait until the next ETI is published to find out what those letters stand for, but it will culminate in an entirely new audio amplifier design. Sounds interesting. Meanwhile, here are a few clues ...



**LOOK OUT FOR THE
APRIL ISSUE ON
SALE MARCH 4th**

-CRICKLEWOOD -STOCKING PARTS OTHER STOCKS CANNOT REACH!

Items not fully covered on this list include: OPTO 7 seg LEDs, LCDs bezzelled LEDs, Lamps, Lampholders, FUSES: 20mm 1/4 inch, slow or quick blow, Fuseholders, CONNECTORS: DIL, Din, Panel, 1mm, 2mm, 4mm, Bgulin USA, I.E.C. KNOBS: Plastic, Aluminium, Anodised, Collet, Pointer. SWITCHES: 2-pole, Blazed, Rocker, Rotary, Slide, Di, Push, Meters. COILS: Air Core, Air Core and Panel. TOOLS: Pliers, Cutters, Strippers, Trimmers, And much, much more. All in stock items (that's 95%+) posted same day. OFFICIAL ORDERS FROM SCHOOLS, GOVT DEPTS ETC WELCOME. OVERSEAS ORDERS WELCOME (ICWO + ADEQUATE POSTAGE). QUANTITY DISCOUNTS BY NEGOTIATION. CRICKLEWOOD ELECTRONICS LTD., 40 CRICKLEWOOD BROADWAY, LONDON NW2 3ET. TEL: 01-462 2161, Telex 914577

★ THE LAZY WAY Phone your order through on Access, Barclaycard, Visa or American Express for immediate service; no extra charge, no minimum order. ★ THE TRADITIONAL WAY Send cheque, PO or credit card number. Cash not encouraged but accepted (no coins please). All in stock items shipped same day. ★ THE IDEAL WAY Call and collect. We are on the main Edgware Rd (A5) just 1 1/2 miles from Staples Corner and approx 3 miles from Marble Arch. VAT Please add VAT at the current rate to all orders except books. VAT not chargeable abroad. POST: PACKING & INSURANCE Standard small order charge is 70p (more for heavier goods). Export orders minimum £1.50.


<p>11562 44p 11564 67p 11567 80p 11568 52p 11590 2.86 11591 1.50 11592 1.50 11593 54p 11594 80p 11595 84p 11596 80p 11597 10p 11598 10p 11599 10p 11600 10p 11601 10p 11602 10p 11603 10p 11604 10p 11605 10p 11606 10p 11607 10p 11608 10p 11609 10p 11610 10p 11611 10p 11612 10p 11613 10p 11614 10p 11615 10p 11616 10p 11617 10p 11618 10p 11619 10p 11620 10p 11621 10p 11622 10p 11623 10p 11624 10p 11625 10p 11626 10p 11627 10p 11628 10p 11629 10p 11630 10p 11631 10p 11632 10p 11633 10p 11634 10p 11635 10p 11636 10p 11637 10p 11638 10p 11639 10p 11640 10p 11641 10p 11642 10p 11643 10p 11644 10p 11645 10p 11646 10p 11647 10p 11648 10p 11649 10p 11650 10p 11651 10p 11652 10p 11653 10p 11654 10p 11655 10p 11656 10p 11657 10p 11658 10p 11659 10p 11660 10p 11661 10p 11662 10p 11663 10p 11664 10p 11665 10p 11666 10p 11667 10p 11668 10p 11669 10p 11670 10p 11671 10p 11672 10p 11673 10p 11674 10p 11675 10p 11676 10p 11677 10p 11678 10p 11679 10p 11680 10p 11681 10p 11682 10p 11683 10p 11684 10p 11685 10p 11686 10p 11687 10p 11688 10p 11689 10p 11690 10p 11691 10p 11692 10p 11693 10p 11694 10p 11695 10p 11696 10p 11697 10p 11698 10p 11699 10p 11700 10p 11701 10p 11702 10p 11703 10p 11704 10p 11705 10p 11706 10p 11707 10p 11708 10p 11709 10p 11710 10p 11711 10p 11712 10p 11713 10p 11714 10p 11715 10p 11716 10p 11717 10p 11718 10p 11719 10p 11720 10p 11721 10p 11722 10p 11723 10p 11724 10p 11725 10p 11726 10p 11727 10p 11728 10p 11729 10p 11730 10p 11731 10p 11732 10p 11733 10p 11734 10p 11735 10p 11736 10p 11737 10p 11738 10p 11739 10p 11740 10p 11741 10p 11742 10p 11743 10p 11744 10p 11745 10p 11746 10p 11747 10p 11748 10p 11749 10p 11750 10p 11751 10p 11752 10p 11753 10p 11754 10p 11755 10p 11756 10p 11757 10p 11758 10p 11759 10p 11760 10p 11761 10p 11762 10p 11763 10p 11764 10p 11765 10p 11766 10p 11767 10p 11768 10p 11769 10p 11770 10p 11771 10p 11772 10p 11773 10p 11774 10p 11775 10p 11776 10p 11777 10p 11778 10p 11779 10p 11780 10p 11781 10p 11782 10p 11783 10p 11784 10p 11785 10p 11786 10p 11787 10p 11788 10p 11789 10p 11790 10p 11791 10p 11792 10p 11793 10p 11794 10p 11795 10p 11796 10p 11797 10p 11798 10p 11799 10p 11800 10p 11801 10p 11802 10p 11803 10p 11804 10p 11805 10p 11806 10p 11807 10p 11808 10p 11809 10p 11810 10p 11811 10p 11812 10p 11813 10p 11814 10p 11815 10p 11816 10p 11817 10p 11818 10p 11819 10p 11820 10p 11821 10p 11822 10p 11823 10p 11824 10p 11825 10p 11826 10p 11827 10p 11828 10p 11829 10p 11830 10p 11831 10p 11832 10p 11833 10p 11834 10p 11835 10p 11836 10p 11837 10p 11838 10p 11839 10p 11840 10p 11841 10p 11842 10p 11843 10p 11844 10p 11845 10p 11846 10p 11847 10p 11848 10p 11849 10p 11850 10p 11851 10p 11852 10p 11853 10p 11854 10p 11855 10p 11856 10p 11857 10p 11858 10p 11859 10p 11860 10p 11861 10p 11862 10p 11863 10p 11864 10p 11865 10p 11866 10p 11867 10p 11868 10p 11869 10p 11870 10p 11871 10p 11872 10p 11873 10p 11874 10p 11875 10p 11876 10p 11877 10p 11878 10p 11879 10p 11880 10p 11881 10p 11882 10p 11883 10p 11884 10p 11885 10p 11886 10p 11887 10p 11888 10p 11889 10p 11890 10p 11891 10p 11892 10p 11893 10p 11894 10p 11895 10p 11896 10p 11897 10p 11898 10p 11899 10p 11900 10p 11901 10p 11902 10p 11903 10p 11904 10p 11905 10p 11906 10p 11907 10p 11908 10p 11909 10p 11910 10p 11911 10p 11912 10p 11913 10p 11914 10p 11915 10p 11916 10p 11917 10p 11918 10p 11919 10p 11920 10p 11921 10p 11922 10p 11923 10p 11924 10p 11925 10p 11926 10p 11927 10p 11928 10p 11929 10p 11930 10p 11931 10p 11932 10p 11933 10p 11934 10p 11935 10p 11936 10p 11937 10p 11938 10p 11939 10p 11940 10p 11941 10p 11942 10p 11943 10p 11944 10p 11945 10p 11946 10p 11947 10p 11948 10p 11949 10p 11950 10p 11951 10p 11952 10p 11953 10p 11954 10p 11955 10p 11956 10p 11957 10p 11958 10p 11959 10p 11960 10p 11961 10p 11962 10p 11963 10p 11964 10p 11965 10p 11966 10p 11967 10p 11968 10p 11969 10p 11970 10p 11971 10p 11972 10p 11973 10p 11974 10p 11975 10p 11976 10p 11977 10p 11978 10p 11979 10p 11980 10p 11981 10p 11982 10p 11983 10p 11984 10p 11985 10p 11986 10p 11987 10p 11988 10p 11989 10p 11990 10p 11991 10p 11992 10p 11993 10p 11994 10p 11995 10p 11996 10p 11997 10p 11998 10p 11999 10p 12000 10p 12001 10p 12002 10p 12003 10p 12004 10p 12005 10p 12006 10p 12007 10p 12008 10p 12009 10p 12010 10p 12011 10p 12012 10p 12013 10p 12014 10p 12015 10p 12016 10p 12017 10p 12018 10p 12019 10p 12020 10p 12021 10p 12022 10p 12023 10p 12024 10p 12025 10p 12026 10p 12027 10p 12028 10p 12029 10p 12030 10p 12031 10p 12032 10p 12033 10p 12034 10p 12035 10p 12036 10p 12037 10p 12038 10p 12039 10p 12040 10p 12041 10p 12042 10p 12043 10p 12044 10p 12045 10p 12046 10p 12047 10p 12048 10p 12049 10p 12050 10p 12051 10p 12052 10p 12053 10p 12054 10p 12055 10p 12056 10p 12057 10p 12058 10p 12059 10p 12060 10p 12061 10p 12062 10p 12063 10p 12064 10p 12065 10p 12066 10p 12067 10p 12068 10p 12069 10p 12070 10p 12071 10p 12072 10p 12073 10p 12074 10p 12075 10p 12076 10p 12077 10p 12078 10p 12079 10p 12080 10p 12081 10p 12082 10p 12083 10p 12084 10p 12085 10p 12086 10p 12087 10p 12088 10p 12089 10p 12090 10p 12091 10p 12092 10p 12093 10p 12094 10p 12095 10p 12096 10p 12097 10p 12098 10p 12099 10p 12100 10p 12101 10p 12102 10p 12103 10p 12104 10p 12105 10p 12106 10p 12107 10p 12108 10p 12109 10p 12110 10p 12111 10p 12112 10p 12113 10p 12114 10p 12115 10p 12116 10p 12117 10p 12118 10p 12119 10p 12120 10p 12121 10p 12122 10p 12123 10p 12124 10p 12125 10p 12126 10p 12127 10p 12128 10p 12129 10p 12130 10p 12131 10p 12132 10p 12133 10p 12134 10p 12135 10p 12136 10p 12137 10p 12138 10p 12139 10p 12140 10p 12141 10p 12142 10p 12143 10p 12144 10p 12145 10p 12146 10p 12147 10p 12148 10p 12149 10p 12150 10p 12151 10p 12152 10p 12153 10p 12154 10p 12155 10p 12156 10p 12157 10p 12158 10p 12159 10p 12160 10p 12161 10p 12162 10p 12163 10p 12164 10p 12165 10p 12166 10p 12167 10p 12168 10p 12169 10p 12170 10p 12171 10p 12172 10p 12173 10p 12174 10p 12175 10p 12176 10p 12177 10p 12178 10p 12179 10p 12180 10p 12181 10p 12182 10p 12183 10p 12184 10p 12185 10p 12186 10p 12187 10p 12188 10p 12189 10p 12190 10p 12191 10p 12192 10p 12193 10p 12194 10p 12195 10p 12196 10p 12197 10p 12198 10p 12199 10p 12200 10p 12201 10p 12202 10p 12203 10p 12204 10p 12205 10p 12206 10p 12207 10p 12208 10p 12209 10p 12210 10p 12211 10p 12212 10p 12213 10p 12214 10p 12215 10p 12216 10p 12217 10p 12218 10p 12219 10p 12220 10p 12221 10p 12222 10p 12223 10p 12224 10p 12225 10p 12226 10p 12227 10p 12228 10p 12229 10p 12230 10p 12231 10p 12232 10p 12233 10p 12234 10p 12235 10p 12236 10p 12237 10p 12238 10p 12239 10p 12240 10p 12241 10p 12242 10p 12243 10p 12244 10p 12245 10p 12246 10p 12247 10p 12248 10p 12249 10p 12250 10p 12251 10p 12252 10p 12253 10p 12254 10p 12255 10p 12256 10p 12257 10p 12258 10p 12259 10p 12260 10p 12261 10p 12262 10p 12263 10p 12264 10p 12265 10p 12266 10p 12267 10p 12268 10p 12269 10p 12270 10p 12271 10p 12272 10p 12273 10p 12274 10p 12275 10p 12276 10p 12277 10p 12278 10p 12279 10p 12280 10p 12281 10p 12282 10p 12283 10p 12284 10p 12285 10p 12286 10p 12287 10p 12288 10p 12289 10p 12290 10p 12291 10p 12292 10p 12293 10p 12294 10p 12295 10p 12296 10p 12297 10p 12298 10p 12299 10p 12300 10p 12301 10p 12302 10p 12303 10p 12304 10p 12305 10p 12306 10p 12307 10p 12308 10p 12309 10p 12310 10p 12311 10p 12312 10p 12313 10p 12314 10p 12315 10p 12316 10p 12317 10p 12318 10p 12319 10p 12320 10p 12321 </p>
--



MULLARD SPEAKER KITS

Purposefully designed 40 watt R.M.S. and 30 watt R.M.S. 8 ohm speaker systems recently developed by MULLARD'S specialist team in Belgium. Kits comprise Mullard woofer (8" or 5") with foam surround and aluminium voice coil. Mullard 3" high power domed tweeter. B.K.E. built and tested crossover based on Mullard circuit, combining low loss components, glass fibre board and recessed loudspeaker terminals. SUPERB SOUNDS AT LOW COST. Kits supplied in polystyrene packs complete with instructions. 8" 40W system - recommended cabinet size 240 x 216 x 445mm
Price £14.90 each + £2.00 P & P.
 5" 30W system - recommended cabinet size 160 x 175 x 295mm
Price £13.90 each + £1.50 P & P.


Designer approved flat pack cabinet kits, including grill fabric. Can be finished with iron on veneer or self adhesive vinyl etc.
 8" system cabinet kit **£8.00 each + £2.50 P & P.**
 5" system cabinet kit **£7.00 each + £2.00 P & P.**



STEREO CASSETTE TAPE DECK MODULE

Comprising of a top panel and tape mechanism coupled to a record/play back printed board assembly. Supplied as one complete unit for horizontal installation into cabinet or console of own choice. These units are brand new, ready built and tested.

Features: Three digit tape counter. Autostop. Six piano type keys, record, rewind, fast forward, play, stop and eject. Automatic record level control. Main inputs plus secondary inputs for stereo microphones. Input Sensitivity: 100mV to 2V. Input Impedance: 68K. Output level: 400mV to both left and right hand channels. Output Impedance: 10K. Signal to noise ratio: 45dB. Wow and flutter: 0.1%. Power Supply requirements: 18V DC at 300mA. Connections: The left and right hand stereo inputs and outputs are via individual screened leads, all terminated with phono plugs (phono sockets provided). Dimensions: Top panel 5 1/2 x 11 1/2 in. Clearance required under top panel 2 1/2 in. Supplied complete with circuit diagram and connecting diagram. Attractive black and silver finish.
Price £26.70 + £2.50 postage and packing.
 Supplementary parts for 18V D.C. power supply (transformer, bridge rectifier and smoothing capacitor) **£3.50.**



LOUDSPEAKERS

15" 100 watt R.M.S. (HI-FI, P.A., DISCO, BASS GUITAR) Die cast chassis, 2" aluminium voice coil, white cone with aluminium centre dome, 8 ohm imp., Res. Freq. 20Hz., Freq. Resp. to 2.5KHz., Sens. 97dB (As photograph). **Price: £32.00 + £3 carriage.**


12" 100 watt R.M.S. (HI-FI) Die cast chassis, 2" aluminium voice coil. Black cone, 8 ohm imp., Res. Freq. 20Hz., Freq. Resp. to 4.5KHz. Sens. 95dB. (As photograph). **Price: £23.50 + £3 carriage.**

8" 50 watt R.M.S. (HI-FI, P.A.) 1 1/2" aluminium voice coil. White cone, 8 ohm imp. Res. Freq. 40Hz., Freq. Resp. to 6KHz. Sens. 92dB. Also available with black cone fitted with black metal protective grille. (As photograph). **Price: White Cone £8.90, Black cone/grille £9.50 P&P £1.25.**

12" 85 watt R.M.S. McKENZIE C1285GP (LEAD GUITAR, KEYBOARD, DISCO) 2" aluminium voice coil, aluminium centre dome, 8 ohm imp., Res. Freq. 45Hz., Freq. Resp. to 6.5KHz., Sens. 98dB. **Price: £22.00 + £3 carriage.**

12" 85 watt R.M.S. McKENZIE C1285TC (P.A., DISCO) 2" aluminium voice coil. Twin cone, 8 ohm imp., Res. Freq. 45Hz., Freq. Resp. to 14KHz. **Price £22 + £3 carriage.**

15" 150 watt R.M.S. McKENZIE C15 (BASS GUITAR, P.A.) 3" aluminium voice coil. Die cast chassis, 8 ohm imp., Res. Freq. 40Hz., Freq. Resp. to 4KHz. **Price: £47 + £4 carriage.**



OMP80 LOUDSPEAKER

The very best in quality and value. Ported tuned cabinet in hard wearing black vynide with protective corners and carrying handle. Built and tested, employing 10 in British driver and Piezo tweeter. Spec: 80 watts RMS; 8 ohms; 45Hz- 20KHz; Size: 20in x 15in x 12in; Weight: 30lbs.

Price: £49.00 each. £90.00 per pair
Carriage: £5.00 each. £7.00 per pair

1K.WATT SLIDE DIMMER

- Controls loads up to 1KW
- Compact size
4 1/2" x 13" x 2 1/2"
- Easy snap in fixing through panel/cabinet cut out
- Insulated plastic case
- Full wave control using 8amp triac
- Conforms to BS800
- Suitable for both resistance and inductive loads

Innumerable applications in industry, the home, and discos/theatres etc.

Price: £11.70 each + 50p P&P
 (Any quantity)



BSR P256 TURNTABLE

- P256 turntable chassis
 - S shaped tone arm
 - Belt driven
 - Aluminium platter
 - Precision calibrated counter balance
 - Anti-skate (bias device)
 - Damped cueing lever
 - 240 volt AC operation (Hz)
 - Cut-out template supplied
 - Completely manual arm.
- This deck has a completely manual arm and is designed primarily for disco and studio use where all the advantages of a manual arm are required.

Price: £28.50 + £2.50 P&P




KEYBOARDS

manufactured from a tough poly carbonate film mounted on 1mm glass fibre printed circuit board assembly incorporating silver plated contacts.
16 way numeric keyboard Standard keyboard providing 0-9 and A-F functions.
 Size: 100mm x 100mm x 2mm. **Price: £5.99 + 35p p&p**
Alpha Numeric Keyboard Full size 55 key non encoded keyboard with the commonly required functions in a Qwerty array. Matrix output via a 16 pin DIL socket.
 Size: 350mm x 100mm x 2mm. **Price: £13.99 + 50p p&p**



POWER AMPLIFIER MODULES



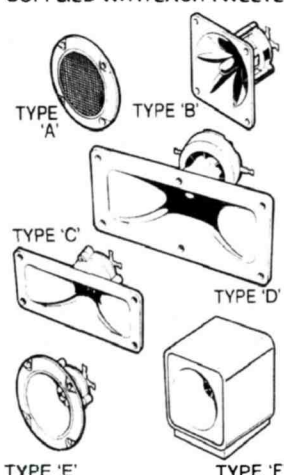
100 WATT R.M.S. AND 300 WATT R.M.S. MODULES

Power Amplifier Modules with integral toroidal transformer power supply, and heat sink. Supplied as one complete built and tested unit. Can be fitted in minutes. An LED Vu meter is available as an optional extra.

SPECIFICATION:
Max Output Power: 110 watts R.M.S. (OMP 100)
 310 watts R.M.S. (OMP 300)
Loads: Open and short circuit proof, 4-16 ohms.
Frequency Response: 20Hz - 25KHz ±3dB.
Sensitivity for Max. Output: 500mV at 10K (OMP 100) 1V at 10K (OMP 300)
T.H.D.: Less than 0.1%
Supply: 240V 50Hz
Sizes: OMP 100 380 x 115 x 72mm
 OMP 300 460 x 153 x 66mm
Prices: OMP 100 £31.50 each + £2.00 P&P
 OMP 300 £89.00 each + £3.00 P&P
 Vu Meter £6.50 each + 50p P&P

PIEZO ELECTRIC TWEETERS - MOTOROLA

Join the Piezo revolution. The low dynamic mass (no voice coil) of a Piezo tweeter produces an improved transient response with a lower distortion level than ordinary dynamic tweeters. As a crossover is not required these units can be added to existing speaker systems of up to 100 watts (more if 2 put in series). **FREE EXPLANATORY LEAFLETS SUPPLIED WITH EACH TWEETER.**



TYPE 'A' (KSN2036A) 3" round with protective wire mesh, ideal for bookshelf and medium sized Hi-fi speakers. **Price £3.45 each.**

TYPE 'B' (KSN1005A) 3 1/2" super horn. For general purpose speakers, disco and P.A. systems etc. **Price £4.35 each.**

TYPE 'C' (KSN6016A) 2" x 5" wide dispersion horn. For quality Hi-fi systems and quality discos etc. **Price £5.45 each.**

TYPE 'D' (KSN1025A) 2" x 6" wide dispersion horn. Upper frequency response retained extending down to mid range (2KHz). Suitable for high quality Hi-fi systems and quality discos. **Price £6.90 each.**

TYPE 'E' (KSN1038A) 3 3/4" horn tweeter with attractive silver finish trim. Suitable for Hi fi monitor systems etc. **Price £4.35 each.**


TYPE 'F' (KSN1057A) Cased version of type 'E'. Free standing satellite tweeter. Perfect add on tweeter for conventional loudspeaker systems. **Price £10.75 each.**
P&P 20p ea. (or SAE for Piezo leaflets).

Matching 3-way loudspeakers and crossover

Build a quality 60watt RMS system 8ohms
 Build a quality 60 watt R.M.S. system.

- ★ 10" Woofer 35Hz-4.5KHz
- ★ 3" Tweeter 2.5KHz-19KHz
- ★ 5" Mid Range 600Hz-8KHz
- ★ 3-way crossover 6dB/oct 1.3 and 6KHz
 Recommended Cab-size 26" x 13" x 13"

Fitted with attractive cast aluminium fixing es-cutechons and mesh protective grills which are removable enabling a unique choice of cabinet styling. Can be mounted directly on to baffle with or without conventional speaker fabrics. All three units have aluminium centre domes and rolled foam surround. Crossover combines spring loaded loudspeaker terminals and recessed mounting panel.
Price £22.00 per kit + £2.50 postage and packing. Available separately, prices on request



12" 80 watt R.M.S. loudspeaker.

A superb general purpose twin cone loudspeaker. 50 oz magnet 2" aluminium voice coil. Rolled surround. Resonant frequency 25Hz. Frequency response to 13KHz. Sensitivity 95dB. Impedance 8ohm. **Attractive blue cone with aluminium centre dome.**
Price £17.99 each + £3.00 P&P.

B.K. ELECTRONICS

37 Whitehouse Meadows, Eastwood, Leigh-on-Sea, Essex SS9 5TY

★ SAE for current lists. ★ Official orders welcome. ★ All prices include VAT. ★ Mail order only. ★ All items packed (where applicable) in special energy absorbing PU foam. Callers welcome by prior appointment, please phone 0702-527572.



DIGEST



Low-Price High Performance Oscilloscopes

STC Instrument Services have introduced the new Iwatsu SS5710 and SS5711 4-trace oscilloscopes which combine very high performance with prices significantly lower than instruments of comparable performance. Both models offer high accuracy combined with easy to use controls and feature delayed time base (50ns min. for the

SS5710 and 20ns min. for the SS5711), four input channels, full 10 x 8cm CRT screen, and an operating temperature of -10°C + 50°C.

The SS5710 has a rise time of 5.8ns (approx.), a deflection factor of 5mV/div - 10V/div. ± 2% (1-2-5 sequence in 11 steps), and a frequency response of DC-60MHz, -3dB (x 1 GAIN). The instruments come complete with two probes, an instruction manual and a storage bag for accessories.

Prices are a mere £635 for the SS5710 and £950 for the SS5711. For further information contact STC Instrument Services, Edinburgh Way, Harlow Essex. Tel. Harlow (0279) 29522.



3 1/2 inch Micro floppy

Adding to the proliferation of different sized micro floppy disks, Shugart Associates have launched a 3.5 inch floppy disc drive. Claimed specifications for the new unit, the SA300, include 500 kilobytes of unformatted capacity, track-to-track access time of six milliseconds, 135 tracks per inch (80 tracks per side), 300 rpm rotating speed, and transfer rate of 125 or 250 kilobits per second, in single or double density respectively. Price is expected to be around \$200 for high volume orders. Evaluation units will be available in the second quarter of 1983, but when the production model will hit the streets is not yet known.

The multiplicity of standards (see 'Will Industry Standardize on the 3" Floppy', Digest Dec '82) can only be harmful to end users. It's a great pity that the manufacturers couldn't have got together at the start and sorted out their own standards first before launching products. Of course, it does mean that some users will end up having to buy two rather than just one set of micro floppy drives, which all goes to make money for someone.

160 Watt Monolithic Switchmode Supply

Replacing costly hybrids the L296 Power Switching Regulator delivers 4A at a voltage programmable from 5.1V to 40V and incorporates features such as soft start, programmable current limiting, remote inhibit and a reset output for microprocessors. The L296 is mounted in a MULTIWATT-15 plastic power package and very few external components are required.

For microprocessor systems, the reset output provides a delayed reset signal when the supply reaches a preset threshold. Both the delay time and threshold can be programmed by external components and either the input voltage or the output can be monitored.



Crowbar over voltage protection can be realized simply by adding an external SCR. The L296 incorporates the voltage sense and SCR drive circuitry for this function.

Internally, the L296 is protected against reverse polarity input voltages and thermal overload. Output short circuit protection is provided by the programmable current limiter. Multiple L296s can be synchronised easily and remote on/off control is simplified by the TTL-level inhibit input. The soft start rise time is programmed by an external capacitor. SGS-ATES (UK) Ltd., 1 Walton Street, Aylesbury, Bucks. Tel. (296) 5977.

Cheap Print

Datamatic Limited, of Tudor Road, Altrincham, Cheshire have recently introduced a new range of printer mechanisms from Citizen. The 555 and 575 models are 24 and 40 column impact printers that feature red/black print, 2 and 1.2 lines per second printing speeds and 5 lines per second paper feed. Operation is from 12V DC. Both cost £49 for the mechanism only (1-off price).

Interface boards should be available towards the middle of the year for around £80, and these will have facilities for serial and parallel interfaces.



HOME LIGHTING KITS

These kits contain all necessary components and full instructions & are designed to replace a standard wall switch and control up to 300w of lighting.

- TD300K Remote Control Dimmer **£14.30**
- MK6 Transmitter for above **£4.20**
- TD300K Touchdimmer **£7.00**
- TDE/K Extension kit for 2-way switching for TD300K **£2.00**
- LD300K Rotary Controlled Dimmer **£3.50**



HOME CONTROL CENTRE

This New Remote Control Kit enables you to control up to 16 different appliances anywhere in the house from the comfort of your armchair. The transmitter injects coded pulses into the mains wiring which are received by receiver modules connected to the same mains supply and used to switch on the appliance addressed. Receivers are addressed by means of a 16-way keyboard, followed by an on or off command. Since pushing buttons can become rather boring, the transmitter also includes a computer interface so you can programme your favourite micro to switch lights, heating, electric blanket, make your coffee in the morning, etc. without rewiring your house. **JUST THINK OF THE POSSIBILITIES.** The kit includes all PCBs and components for one transmitter and two receivers, plus a drilled box for the transmitter. **Order as XK112. £42.00**

Additional Receivers XK111 **£10.00**

ELECTRONIC LOCK KIT XK101

This KIT contains a purpose designed lock IC, 10-way keyboard, PCBs and all components to construct a Digital Lock, requiring a 4-key sequence to open and providing over 5000 different combinations. The open sequence may be easily changed by means of a pre-wired plug. Size: 7 x 6 x 3 cms. Supply: 5V to 15 V d.c. at 40mA. Output: 750mA max. Hundreds of uses for doors and garages, car anti-theft device, electronic equipment, etc. Will drive most relays direct. Full instructions supplied. **ONLY £10.50**

Electric lock mechanism for use with latch locks and above kit **£13.50**

MINI KITS

- MK1 TEMPERATURE CONTROLLER/THERMISTAT Uses LM3811 IC to sense temperature (80°C max.) and triac to switch heater. 1KW **£4.00**
- MK2 Solid State Relay Ideal for switching motors, lights, heaters, etc. from logic. Opto-isolated with zero voltage switching. Supplied without triac. **£2.60**
- MK3 BAR/DOT DISPLAY Displays an analogue voltage on a linear 10 element LED display as a bar or single dot. Ideal for thermometers, level indicators, etc. May be stacked to obtain 20 to 100 element displays. Requires 5-20V supply. **£4.50**
- MK4 PROFIT/LOSS TEMPERATURE CONTROLLER Based on the SL441 zero voltage switch, this kit may be wired to form a "burst fire" power controller, enabling the temperature of an enclosure to be maintained to within 0.5°C. Max. load 3KW **£5.95**
- MK5 MAINS TIMER Based on the ZN1034E Timer IC this kit will switch a mains load on (or off) for a preset time from 20 mins. to 35 hrs. Longer or shorter periods may be realised by minor component changes. Max. load 1KW. **£6.50**

3-NOTE DOOR CHIME

Based on the SA80600 IC the kit is supplied with all components, including loudspeaker, printed circuit board, a pre-drilled box (95 x 71 x 35mm) and full instructions. Requires only a PP3 9V battery and push-switch to complete. **AN IDEAL PROJECT FOR BEGINNERS.** Order as XK102 **£5.00**

XK113 MW RADIO KIT

Based on ZN414 IC, kit includes PCB, wound aerial and crystal earpiece and all components to make a sensitive miniature radio. Size: 5.5 x 2.7 x 2cms. Requires PP3 9V battery. **IDEAL FOR BEGINNERS. £5.00**

COMPONENT ACKS

- PACK 1 650 Resistors 47 ohm to 10 Mohm - 10 per value **£4.00**
- PACK 2 40 x 16V Electrolytic Capacitors 10µF to 1000µF - 5 per value **£3.25**
- PACK 3 60 Polyester Capacitors 0.01 to 1µF/250V - 5 per value **£3.85**
- PACK 4 45 Sub-miniature Presets 100 ohm to 1 Mohm - 5 per value **£2.90**
- PACK 5 30 Low Profile IC Sockets B, 14 and 16 - pin - 10 of each **£2.40**
- PACK 6 25 Red LEDs (5mm dia.) **£1.25**

DVM/ULTRA SENSITIVE THERMOMETER KIT

This new design is based on the ICL7126 (a lower power version of the ICL7106 chip) and a 3 1/2 digit liquid crystal display. This kit will form the basis of a digital multimeter (only a few additional resistors and switches are required—details supplied), or a sensitive digital thermometer (-50°C to +150°C) reading to 0.1°C. The basic kit has a sensitivity of 200mV for a full scale reading, automatic polarity indication and an ultra low power requirement—giving a 9V typical battery life from a standard 9V PP3 when used 8 hours a day, 7 days a week. **Price £15.50**



DISCO LIGHTING KITS

- DL 1000K This value-for-money kit features a bidirectional sequence, speed of sequence and frequency, of direction change, being variable by means of potentiometers and incorporates a master dimming control. **£14.60**
- DL2100K A lower cost version of the above, featuring unidirectional channel sequence with speed variable by means of a pre-set pot. Outputs switched only at mains zero crossing points to reduce radio interference to a minimum. Optional opto input DLA1 Allowing audio ("beat") - light response. **Only £8.00**
- DL3000K This 3 channel sound to light kit features zero voltage switching, automatic level control and built in mic. No connections to speaker or amp required. No knobs to adjust - simply connect to mains supply and lamps. (1Kw/channel) **Only £11.95**



Have you got our **FREE ORANGE CATALOGUE** yet? NO?! Send S.A.E. 6" x 9" TODAY!!

It's packed with details of all our KITS plus large range of SEMICONDUCTORS including CMOS, LS TTL, linear, microprocessors and memories, full range of LEDs, capacitors, resistors, hardware, relays, switches etc. We also stock VERO and Antex products as well as books from Texas Instruments, Babani and Elektor. **ALL AT VERY COMPETITIVE PRICES.**

ORDERING IS EVEN EASIER - JUST RING THE NUMBER YOU CAN'T FORGET FOR PRICES YOU CAN'T RESIST.

5-6-7 8-9-10

and give us your Access or Barclaycard No. **Answering service evngs & weekends** or write enclosing cheque or postal order. Official orders accepted from schools, etc.

LCD 3 1/2 DIGIT MULTIMETER

16 ranges including DC voltage (200mv-1000v) and AC voltage, DC current (200 mA-10A) and resistance (0-2 M) + NPN & PNP transistor gain and diode check. Input impedance 10M. Size 155 x 88 x 31mm. Requires PP3 9V battery. **£29.00**

REMOTE CONTROL KITS

- MK6 SIMPLE INFRARED TRANSMITTER Pulsed infra red source complete with hand-held plastic box. Requires a 9V battery. **£4.20**
- MK7 INFRARED RECEIVER Single channel, range approx. 20ft. Mains powered with a triac output to switch loads up to 500W at 240V ac. **£8.00** (RC500K - Special Price for MK6 and MK7 together **£12.50**)
- MK8 CODED INFRARED TRANSMITTER Based on the SL450, the kit includes all components to make a coded transmitter and only requires a 9V (PP3) battery and keyboard. 8 x 2 x 1.3cms **£5.90**
- MK10 16-WAY KEYBOARD For use with MK8 and MK18 to generate 16 different codes for decoding by the ML928 or ML926 receiver (MK12) kit. **£5.40**
- MK11 16-Channel + 3 Analogue o/p R Receiver Based on the ML922 decoder IC. Functions include onstandby output, toggle, control of volume, tone and lamp brightness. Includes its own mains supply. **£12.00**
- MK12 16-CHANNEL IR RECEIVER For use with MK8 kit with 16 on/off outputs, which with further interface circuitry, such as relays or triacs, will switch up to 16 items of equipment on or off remotely. Latched or momentary outputs - please specify when ordering. Includes its own mains supply. **£11.95**
- MK13 11-WAY KEYBOARD For use with MK8, MK18 and MK11 kits. **£4.35**
- MK16 Mains Powered IR Transmitter Mains powered for continuous operation - single channel, for applications such as burglar alarms, automatic door openers, etc. Range approx. 6 ft. **£2.50**
- MK17 12V d.c. IR RECEIVER For use with MK6 or MK16. Relay output with DP 3 Amp change-over contacts, may be used as latched, momentary or "break beam" receiver. Operates from 3-13V d.c. **£3.50**
- MK18 HIGH POWER IR TRANSMITTER Similar to MK6 but with range of approx. 60ft. **£8.20**
- Accessory Kits: MK2 Solid State Relay Opto-isolated with zero voltage switching. No triac supplied. **£2.80**
- MK15 DUAL TONED SOLID STATE RELAY Comprises 2 x solid state relays and latch for use with momentary version of the MK12. 2 output triacs required (not supplied). **£4.50**

THE MULTI-PURPOSE TIMER HAS ARRIVED

Now you can run your central heating, lighting, hi-fi system and lots more with just one programmable timer. At your selection it is designed to control four mains outputs independently, switching on and off at pre-set times over a 7 day cycle, e.g. to control your central heating (including different switching times for weekends), just connect it to your system programme and set it and forget it—the clock will do the rest.

FEATURES INCLUDE:-

- 0.5" LED 12 hour display.
- Day of week, am/pm and output status indicators.
- 4 zero voltage switched mains outputs.
- 50/60Hz mains operation.
- Battery backup saves stored programmes and continues time keeping during power failures. (Battery not supplied).
- Display blanking during power failure to conserve battery power.
- 18 programme time sets.
- Powerful "Everyday" function enabling output to switch every day but use only one time set.
- Useful "sleep" function—turns on output for one hour.
- Direct switch control enabling output to be turned on immediately or after a specified time interval.
- 20 function keypad for programme entry.
- Programme verification at the touch of a button.

(Kit includes all components, PCB, assembly and programming instructions). **ORDER AS CT5000**



NOW ONLY £39 WITH SO MANY EXTRA FEATURES. OPTIONAL BLACK PLASTIC CASE. READY DRILLED. £2.50

For a detailed booklet on remote control - send us 30p and S.A.E. (6" x 9") today.

ALL PRICES EXCLUDE VAT

24 HOUR CLOCK/APPLIANCE TIMER KIT

- Switches any appliance up to 1kW on and off at present times once per day. Kit contains: AY-5-1230 IC, 0.5" LED display, mains supply, display drivers, switches, LEDs, triacs, PCBs and full instructions. **£14.90**
- CT1000K Basic Kit **£17.40**
- CT1000K with white box (56/131 x 71mm) (Ready Built) **£22.50**

OPEN 9am to 5pm (Mon to Fri) 10am to 6pm (Sat)

CLOCK TOWER **READING & NORTH CIRCULAR RD**

UXBRIDGE ROAD **BOSTON RD**

CAR PARK **HANWELL LT GARAGE**

FAST SERVICE - TOP QUALITY - LOW LOW PRICES

No circuit is complete without a call to -

ELECTRONICS ETI

11 Boston Road London W7 3SJ



TEL 01 567 8910 ORDERS 01 579 9794 ENQUIRIES 01 579 2842 TECHNICAL AFTER 3PM

No, It Isn't A Mock-up

Ferranti is now offering its widely-used tuned radio frequency (TRF) circuit in a TO-92 style plastic package, designated ZN414Z: introducing the plastic packaged version has led to price reductions of up to 25%, enabling the device to be used in a wide range of new products. One of the first of these new applications is in an electronics wrist watch/radio.

The circuit provides a complete RF amplifier, detector and AGC circuit, requiring only six external components to give a high quality AM medium wave tuner, operating from a single cell supply with low power consumption.

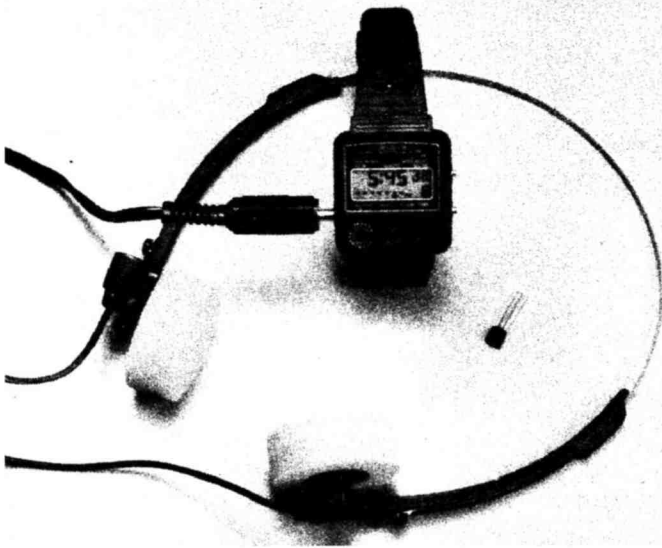
Simple but effective AGC action is available using one external resistor. No setting-up or alignment is required and the ZN414Z will give excellent audio output directly into an earphone or a suitable output stage. Ferranti Electronics Limited, Fields New Road, Chadderton, Oldham, Lancashire, OL9 6NP. Telephone 061-624 0515 and Telex 666803.

Detect Damp Desks!

A new desktop indicator from Vaisala allows simultaneous

digital display of relative humidity and temperature to 0.1 digit accuracy. The HM 32 humidity and temperature indicator may be used with a range of Vaisala probes, or connected direct to a recorder for a continuous permanent out-put reading. Relative humidity is displayed in % RH, and temperature in either degrees

Celsius (°C) or Fahrenheit (°F), selected with an internal jumper. The indicator can be operated from a standard power supply, or by a rechargeable NiCad battery if required. Although designed for desktop use, the HM 32 has its own carrying handle for portability. Operation is simply a matter of switching on, with the measured values being shown almost immediately on the large 3½ digit liquid crystal displays. Full details of the HM 32 may be obtained from Vaisala (UK) Ltd, 11 Billing Road, Northampton NN1 5AW (telephone 0604 22415).



Shorts

- The more observant amongst you might have noticed a new component supplier, EMOS, advertising in our hallowed pages. Whilst new to the hobby market, they are by no means strangers to electronics, as the parent company, the Grenson Group, has been manufacturing stabilising power supplies for more than 20 years. Grenson's director, Stuart Taylor, has said '... the work that hobbyists are doing these days is often anything but amateur...', which is something we've been proving for years.
- A portable, self-contained floppy disk drive tester has been introduced onto the UK market by Kontext, PO Box 11, East Horsley, Surrey (Tel 04865 3406). The Redwood Supertest is intended for field service engineers, and provides the means of quickly positioning the heads of floppy disc drives over all the standard tracks of an alignment diskette. The UK price should be around £339 inclusive.
- The new Toolrange Catalogue incorporates a section on power supplies and transformers. Clever these Toolrange people, they time the release of their press releases so that we can't keep them back and say what they have in the

catalogue all in one go. Toolrange Limited, Upton Road, Reading RG3 4JA, Berks.

- BICC-Vero have produced a new shortform catalogue specially for hobbyists. Products covered include circuit boards, breadboards, boxes, tools and accessories. Retail Department, BICC-Vero Electronics, Parr, St. Helens, Merseyside.

- Looking for a project but can't find the exact one you want? New from EPI Sales, Central Library, Northumberland Square, North Shields, Tyne & Wear NE30 1QU, at a price of £2.50 inclusive, is the Electronics Projects Index No 3. The Index covers projects produced by most mags with cover dates from January 1979 to December 1980. The next edition, covering 1981 and 1982 is almost ready, they tell us, though why anyone would want to know about projects in other magazines, we do not know...

- Another new publication, slightly more expensive, is the new IC Master. Weighing in at 3,500 pages (no, we haven't actually checked what the weight is) is a listing of over 50,000 ICs, including a section on gate arrays, addresses of IC manufacturers and distributors, reps and agents, and an applications note directory. The directory will be available in March from Pateron/Steadman & Partners, 34/36 High Street, Saffron Walden,

Essex CB10 1EP, at £65 a time, they're not cheap, but if you order before March 1st, there's a special reduction to £55.25. Both prices include post, packing and updates.

- Flag waving time: Thandar Electronics have managed to sell £100,000 worth of electronics to a "major" Japanese instrument manufacturer. They're rather coy about who it actually is that has bought their gear.

- Tangerine Users' Group (TUG) has moved to a new HQ. They are now at 1 Marlborough Drive, Worle, Avon BS22 0DQ, tel 0934 21315.

- A case for study? Semiconductor Supplies International Ltd, Dawson House, 128/130 Carshalton Road, Sutton, Surrey SM1 4RS are now supplying a range of cases designed for desk-top and other uses, at prices starting from £5.06 exclusive.

- Radio Rentals report that the first would-be TV thief has been caught using their Burglar Alarm TV sets. The intruder was not only deafened by the alarm itself, but was set upon by the owner's two dogs as well. The owner felt so sorry for the would-be thief that he decided not to press charges!

- Ambit International have been at it again — taking on new products, that is. Amongst them are the ALPS range of high-quality laser-trimmed potentiometers, the Ritel range of knobs and ac-

cessories, and some low-cost piezo-acoustic resonators. See Ambit's ad for their address and ordering details.

- Got a gear? A geared motor, that is, from McLennan servo supplies, Doman Road, Camberley, Surrey. Motors are available with a new British-built gearhead and AC synchronous, DC servo or stepped motors. Also available is a low-cost reversible AC synchronous motor.

- An addition to the 'Way' range of personal stereos from Panasonic is the RQ-J20X; Panasonic say that it's the first personal stereo to incorporate dbx noise reduction. At an RRP of £110.95, it's not cheap, but if the dbx works anything like as well as it is capable of, and if dbx tapes become widely available, it may well be worth it.

- Ross Electronics have recently released four new models of headphones, and also a pair of in-ear fitting mini-phones, that bring their total range to over 20 models. Ross Electronics, 49/53 Pancras Road, London NW1 2QB.

- Boss Industrial Mouldings Ltd, James Carter Road, Mildenhall, Suffolk IP28 7DE are now selling a range of snap-in lenses for 5mm LEDs. The one-piece lenses are available round or square in a variety of colours. The lens is locked in position when the LED is inserted — ingenious, eh?

POWERFET AMPLIFIERS


NEW DESIGNS

With the introduction of four new boards PANTECHNIC have pushed forward the performance and reliability of their powerfet amplifiers. Four key improvements have been incorporated in these second generation modules —

- 1.) The use of H-PAK powerfets, resulting in improved thermal efficiency and consequently enhanced power output capabilities.
- 2.) Low C_{DG} drivers now in power transistor packages, maintaining the superb HF performance and improving driver reliability.
- 3.) Separate driver and input supply rails allowing a 10% increase in available output power by increasing output stage efficiency.
- 4.) Bridge mode operation allowing instant bridging between any two amplifiers without the need for extra circuitry.


PFA100 Specification

Bandwidth 10Hz-100KHz \pm 1dB
 Output Power into 8 Ω 100W ($V_s = \pm$ 55V)
 THD (20Hz-20KHz) <0.006%
 THD (1KHz at 100W) 0.004% typ.
 SNR 120dB
 Slew rate >30 V/ μ S
 Gain x 23
 Rin 30K
 Vs max \pm 70V



Price

£17.35 (Built & Tested)
£15.17 (Kit)



PFA200 Specification

Bandwidth 10Hz-100KHz \pm 1dB
 Output power into 8 Ω 180W ($V_s = \pm$ 60V)
 THD (20Hz-20KHz) <0.005%
 THD (1KHz at 150W) 0.002% typ.
 SNR 125dB
 Slew rate >30 V/ μ S
 Gain x 23
 Rin 30K
 Vs max \pm 70V

Price

£23.87 (Built & Tested)
£21.70 (Kit)

PFA200 180W into 8 Ω
 300W into 4 Ω ($V_s = \pm$ 67V)

And for those with a taste for power . . .

- **PFA500** Delivers 475W into 4 ohms and 600W into 2 ohms. These highly current capable units can deliver 25 amps continuous into a load, whilst maintaining the exemplary performance figures of the smaller units. **£42.00 (built & tested)**
- **PFA/HV** A very special module aimed at digital audio and wide dynamic range programme material. Delivers 300W into 4 ohms and 8 ohms on a continuous basis, it will peak for musically significant periods of time at up to 5dBs above this. The PFA/HV is the widest dynamic range power amplifier currently available. **£34.30 (built & tested)**
- **THE HEAT EXCHANGER.** Other people sell heatsinks. Pantechnic design, manufacture and sell heatexchangers. Re-examination of the heat transfer process has resulted in a radically new design possessing greatly improved efficiency. The unit 7" x 4" x 2" handles PFAs up to 300W or 1.2KW when blown. **£7.50**

POWER SUPPLY COMPONENTS

Toroidal Mains Transformers

Voltage	180VA	225 VA	300 VA	500 VA	625 VA
40-0-40	9.71	11.36	12.32		
45-0-45		11.36	12.32	16.05	
50-0-50			16.05	18.80	

Special low flux windings. Carriage included

25A 400PIV Bridge rectifier	£2.17	For the PFA/HV 500VA	70-0-70	£18.05
10,000uF 80V Electrolytics	£4.13			£5.70
30,000uF 75V Electrolytics	£10.00	10,000uF 100V Electrolytics		

Phone or write for advice on selecting the right components for your particular application.

All prices excl. VAT. Carriage 75p. Trade supplied

Ask about our preamps, protection boards and active crossovers

THE POWERFET SPECIALISTS
pantechnic
 (incorporating J.W. Rimmer)

Dept ET1/3, 148 Quarry Street, Liverpool L25 6HQ.

Mail order only to:

Quarry 051 428 8485

Technical enquiries

Phil Rimmer 01 800 6667

NEW! T.V. SOUND TUNER BUILT AND TESTED

In the cut-throat world of consumer electronics, one of the questions designers apparently ponder over is "Will anyone notice if we save money by chopping this out?" In the domestic TV set, one of the first casualties seems to be the sound quality. Small speakers end no tone controls are common and all this is really quite sad, as the TV companies do their best to transmit the highest quality sound. Given this background a compact and independent TV tuner that connects direct to your Hi-Fi is a must for quality reproduction.



£22.95 + £2.00 p&p.

This TV SOUND TUNER offers full UHF coverage with 5 pre-selected tuning controls. It can also be used in conjunction with your video recorder. Dimensions: 11 3/4" x 8 1/2" x 3 1/4"

E.T.I. kit version of above without chassis, case and hardware. **£12.95 plus £1.50 p&p.**


PRACTICAL ELECTRONICS STEREO CASSETTE RECORDER KIT COMPLETE WITH CASE

SPECIAL OFFER!

ONLY **£31.00** plus **£2.75 p&p.**


- NOISE REDUCTION SYSTEM. • AUTO STOP. • TAPE COUNTER. • SWITCHABLE E.Q. • INDEPENDENT LEVEL CONTROLS. • TWIN V.U. METER. • WOW & FLUTTER 0.1%. • RECORD/PLAYBACK I.C. WITH ELECTRONIC SWITCHING. • FULLY VARIABLE RECORDING BIAS FOR ACCURATE MATCHING OF ALL TYPES.

Kit includes tape transport mechanism, ready punched and back printed quality circuit board and all electronic parts. i.e. semiconductors, resistors, capacitors, hardware, top cover, printed scale and mains transformer. You only supply solder & hook-up wire. Featured in April P.E. reprint 50p. Free with kit.



PERSONAL LS AMPLIFIER KIT

Amplifier for your personal stereo cassette player — as featured in January issue of Everyday Electronics. Turn your personal stereo into a mains powered home unit.



Parts: Stereo power amp PCB with all components, **£3.50 + 75p p&p.** Power supply unit **£1.95 + £1.50 p&p.** Pair of elliptical speakers, **£1.50 the pair + £1 p&p.** Input & output sockets and plugs, **£1.50.** Recommended case (for the power supply and amp only), **£2.95 + 80pp&p.** P&P inclusive price of **£1.75** for any two or more.

125W HIGH POWER AMP MODULES

The power amp kit is a module for high power applications - disco units, guitar amplifiers, public address systems and even high power domestic systems. The unit is protected against short circuiting of the load and is safe in an open circuit condition. A large safety margin exists by use of generously rated components, result, a high powered rugged unit. The PC board is back printed, etched and ready to drill for ease of construction and the aluminium chassis is preformed and ready to use. Supplied with all parts, circuit diagrams and instructions.



SPECIFICATIONS:
 Max. output power (RMS): 125 W. Operating voltage (DC): 50 - 80 max. Loads: 4 - 16 ohm. Frequency response measured @ 100 watts: 25Hz - 20KHz. Sensitivity for 100w: 400mV @ 47K. Typical T.H.D. @ 50 watts, 4 ohms: 0.1%. Dimensions: 205x90 and 190x36mm.

ACCESSORIES: Suitable mains power supply kit with transformer: **£8.50 + £2.00 p&p.** Suitable LS coupling electrolytic. **£1 + 25p p&p.**

KIT **£10.50** +£1.15 p&p
BUILT **£14.25** +£1.15 p&p

BSR RECORD DECK

Manual single play record deck with auto return and cueing lever. Fitted with stereo ceramic cartridge 2 speeds with 45rpm spindle adaptor ideally suited for home or disco. **£12.95 + £1.75 p&p.**



13" x 11" app.

SPECIAL OFFER! Replacement Stereo cassette tape heads — **£1.80 each.** Mono: **£1.50 each.** Erase: **£0.70 each.** Add 50p p&p to order.

SPEAKER BARGAINS

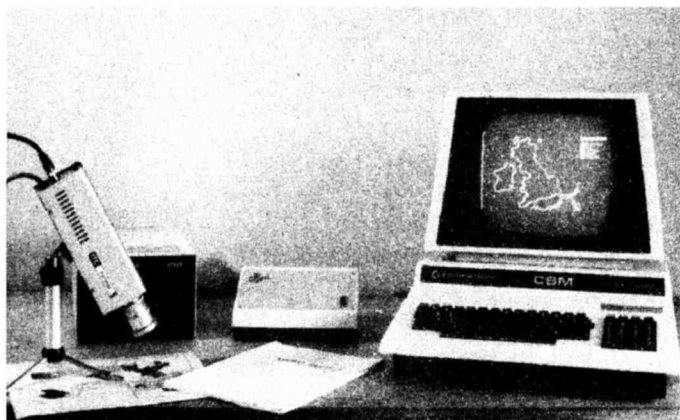
2 WAY 10 WATT SPEAKER KIT
 8" bass/mid range and 3 1/2" tweeter. Complete with screws, wire, crossover components and cabinet. All wood pre-cut — no cutting required. Finish - chipboard covered wood simulate. size 14 1/2" x 8 1/2" x 4". **PAIR FOR ONLY £12.50 plus £1.75 p&p.**



All mail to:
21E HIGH STREET, ACTON, W3 6NG.
 Note: Goods despatched to U.K. postal addresses only. All items subject to availability. Prices correct at 30/10/82 and subject to change without notice. Please allow 7 working days from receipt of order for despatch. RTVC Limited reserve the right to update the in products without notice. All enquiries send S.A.E. Telephone or mail orders by ACCESS welcome.

ALL CALLERS TO: 323 EDGWARE ROAD, LONDON W2. Telephone: 01-723 8432. (5 minutes walk from Edgware Road Tube Station) Now open 6 days a week 9 - 6. Prices include VAT.





Give Your Micro An Eye

Digithurst Ltd are now selling two vision systems suitable for use with microcomputers. MicroSight 1 (pictured) is a CCTV based system which uses a Micro Eye camera interface to send images back to the computer as 8 bit digitised video. The system is aimed at the educational and R&D market and will be of particular interest to people who are looking for a low cost introduction to the expanding field of microcomputer vision and Artificial Intelligence.

MicroSight 2 is a solid state camera based system which uses a 128 x 128 CID sensor to capture an image and a high speed interface to pass images back to the microcomputer either as 8 bit digital video or as threshold video.

Both systems use versions of MicroSight software which consists of a command processor and disk I/O routines, a camera control routine and three display routines: one to allow interactive adjustment of camera settings, one to display facsimile and one to display binary images. A machine code routine is used to process images and produce run length encoded data which as well as being a compact form of image data also allows applications programs access to a structured database. A boundary/edge detection program is supplied to give the user an insight into the use of run length encoded data.

The MicroSight 1 system including camera, interface and software costs £499 + VAT. And for the micro with a very rich owner, the MicroSight 2 system, including camera, high speed interface and software costs a mere £1990 + VAT.

British Company In Orbit

Signature of the L-Sat contract between British Aerospace Dynamics Group and the European Space Agency on December 30 1982 brought the value of BAE contracts for building new satellites to more than £250 millions in 1982. Worth £160 millions alone, the L-Sat contract is the highlight of a very successful year for the company's Space and Communications Division which has also signed contracts as prime contractor for two other new satellite programmes: Skynet 4, the defence communications satellite for the United Kingdom Ministry of Defence worth £58 million, and Giotto (see below), worth £34 million. Other space contracts signed last year amount to more than £30 million.

L-Sat 1, a large communications satellite scheduled for launch in 1986, is the most ambitious communications satellite programme yet undertaken by the European Space Agency, making important advances in satellite platform capability and communications techniques. (L-Sat will be used for direct TV broadcast services). L-Sat and its derivatives will rank as one of the world's most powerful satellite communications systems with a range of services that can include TV broadcasts to the home, high density international telecommunications, voice, data and

video links, for small earth terminals on business premises, high quality voice and data links to ships, aircraft and road vehicles and a very high capacity inter-city telecommunications service.

An agreement has been signed by British Aerospace (UK), Fokker (Netherlands), Aeritalia and Selenia (Italy), and Spar Aerospace (Canada) to co-operate in the worldwide marketing of L-Sat derivatives. (These signatories are the major contractors on the L-Sat program, with British Aerospace as the prime contractor.) A demand is foreseen for more than 100 large satellites before the end of this century. L-Sat has the distinct advantage over many smaller satellites filling similar needs in that it reduces the multiplicity of spacecraft, orbital crowding and the need for extensive ground control facilities.

A £34m contract was signed just before Christmas between the European Space Agency and British Aerospace Space and Communications Division for the Giotto spacecraft, Europe's first deep space probe. British Aerospace are prime contractor, leading a consortium of European companies and will deliver the spacecraft for launch in July 1985 to begin an eight month journey to intercept Halley's Comet in March 1986.

The Russians and Japanese are also launching satellites to observe Halley but Giotto is the most elaborately instrumented and will pass closest to the comet. Its instruments will provide data on the chemical composition of the coma region surrounding the nucleus and of the tail of the comet. A camera will take colour, photographs of the comet's nucleus and measurements will also be made of its magnetic field.

This is an exciting and technically challenging project and the total time for observation as it passes the comet will only be a few hours since the closing speed will be about 70km per second. A special shield is being built to protect the satellite from impact of dust particles that will be about 70km per second. A special shield is being built to protect the satellite from impact of dust particles that will vaporise metal at these speeds. The trajectory will be adjusted during flight using data from the NASA/ESA space telescope in which British Aerospace is also involved. There will be no second chance and great emphasis will be placed on the reliability of the spacecraft systems. The satellite has been named Giotto after the Renaissance painter whose 1303 fresco 'The Adoration of the Magi', in Padua, depicts a comet to represent the Star of Bethlehem. This is believed to have been based on personal observation of the Halley comet during one of its periodic 76 year appearances.

Major European companies supporting British Aerospace in the project include Dornier System in Germany, Thom, CSF in France, LM Ericsson in Sweden and Contraves in Switzerland.



SATELLITE TV

THE SEQUEL

The government recently chose a system proposed by the IBA for the way that TV signals will be transmitted from satellites, in preference to one proposed by the BBC. Was it the right decision? Vivian Capel explains the difference between the two systems.

Very shortly a milestone in TV broadcasting will come to an end. The world's first 'high definition' TV transmissions on 405 lines which started before the war from Alexandra Palace, will soon cease having lasted, except for the break during the war, for more than forty years.

While it was still going strong, the present 625-line standard was introduced, and later, the PAL colour system. These are serving very well and for most domestic applications give results which are largely free from glaring inadequacies. The quality of the picture is probably nearly as good as you can get with the present generation of TV displays.

The main drawback which sometimes intrudes is that over areas of fine detail, such as a herringbone-pattern coat, a false colour is often displayed: this is called **cross luminance**.

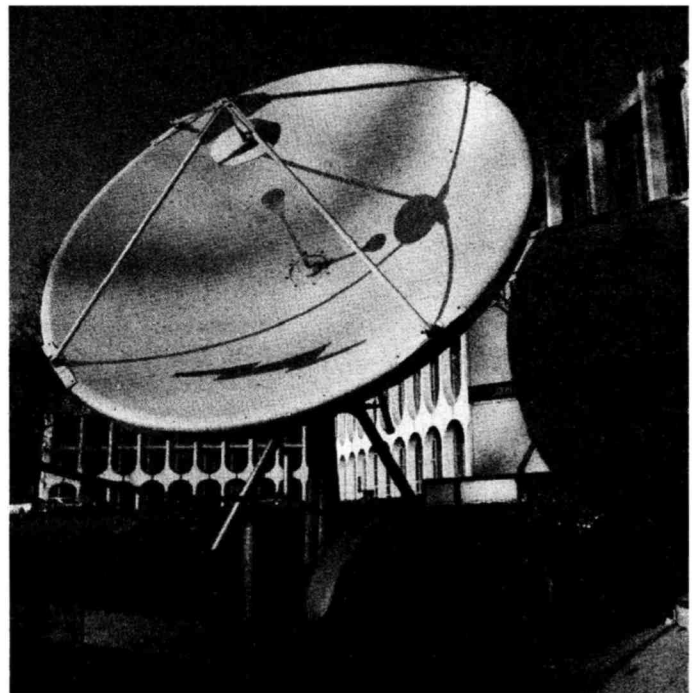
The composite video signal consists of two main components: the black-and-white detail, termed the luminance signal, and the colour information (actually two colour difference signals multiplexed), known as the chrominance signal. The picture is organised thus for two reasons. One is that the transmission can be received by black-and-white sets which simply ignore the chrominance signal. The other is that economies can be made in transmitted bandwidth.

The latter reason needs a little explanation. The amount of information that can be transmitted in a given time is limited by the bandwidth of the channel. To give good resolution over 625 lines a video signal of 5.5 MHz is required. When amplitude modulated on a carrier this produces frequencies of +5.5 MHz and -5.5 MHz or a total bandwidth of 11 MHz. However, one sideband is redundant and is reduced to 1.25 MHz, giving a bandwidth of 6.75 MHz. Sound is FM modulated and space must be left to separate adjacent channels.

The total channel width is 8 MHz, so it can be seen that there is little room for any colour information. However, the human eye is much less sensitive to colour detail than light-and-shade. Hence, the colour signal can be of a much lower resolution than the luminance without any subjective degradation of the picture.

A Red Herringbone

This is useful as it enables the colour to be accommodated without extending the bandwidth, by processing it separately as a lower-frequency signal. It is modulated on a sub-carrier of 4.43 MHz. Why 4.43 MHz? Well, as



MAC has been tested and demonstrated over this experimental transportable 'up-link' dish aerial:

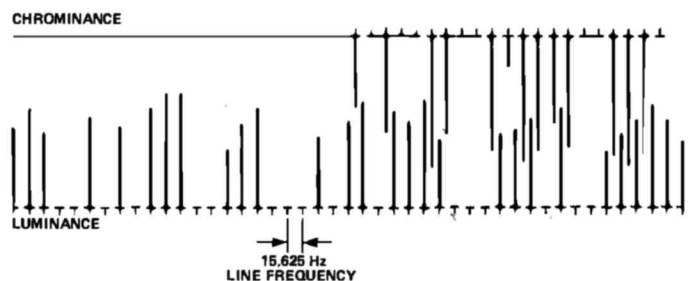


Fig 1 Spectrum of luminance signal showing how details occur at multiples of the line frequency. The chrominance signal is also at multiples of the line frequency, but being centred on 4.43 MHz, it interleaves with the luminance multiples. If there is movement of luminance detail around 4 MHz, the signals interact producing spurious colour.

FEATURE

most succeeding lines in the picture are largely repetitive, most of the video information is at multiples or harmonics of the line frequency, which at 625 lines and 25 frames per second is 15,625 Hz. In between these multiples there is nothing except on moving parts of the picture.

Now 4.43 MHz falls halfway between two multiples, and any modulation of information such as the colour signal which is also based on the line frequency, will likewise fall between other multiples. So, although the subcarrier and its sidebands occupy the same frequency spectrum as the luminance signal, they do not mutually interfere because the harmonics of each interleave with the other.

This is true of stationary pictures, but when there is motion between successive frames the information no longer is at line-frequency multiples, and so luminance and chrominance signals interact. Hence the herringbone coat looks fine as long as its wearer remains still, but the slightest movement sweeps the luminance signal detail across the 4.43 MHz harmonics so producing a spurious colour.

Coarser detail does not have the same effect because its video frequencies fall below the limited colour region which is just over 1 MHz either side of 4.43 MHz. So detail up to 3.5 MHz is innocuous. To minimise the effect, some set manufacturers limit the video response, rolling it off between 3.5 and 4 MHz. This reduces picture resolution, so one bad effect must be set against the other, and as usual, a compromise seems the best solution.

Extended PAL

So here we have an evident area for improvement, though little can be done with present channel bandwidths. When satellite TV comes on the scene matters will be quite different. The transmissions at UHF which carry the present TV service range from 470 to 854 MHz. However, the satellite transmission will be from 11.7 to 12.5 GHz (1 GHz = 1,000 MHz). This will permit wider bandwidths for each of the 40 channels which have been allocated to the European broadcasting countries.

The actual bandwidth is 27 MHz, although the channel separation is 19 MHz. Interference is unlikely in spite of the overlap because adjacent channels are assigned to different countries with different satellite positions and opposite polarisation (see ETI December 1982 for a fuller explanation).

With a bandwidth of 27 MHz much can be done to improve television standards (the technical ones that is). The BBC proposed a system called Extended PAL (E-PAL), which has as its object maintaining or even increasing luminance resolution without any interaction between luminance and chrominance signals.

So how is it done? Low video frequencies are modulated on the carrier as with the existing system, but they are cut off at the transmitter above 3.5 MHz. The

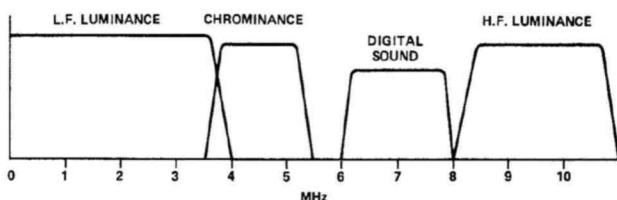


Fig. 2 Frequency spectrum of Extended PAL. All luminance detail above 3.5 MHz is frequency shifted upward well beyond the range of the chrominance signal. In addition there is a 2 MHz gap which accommodates the digital audio channels.

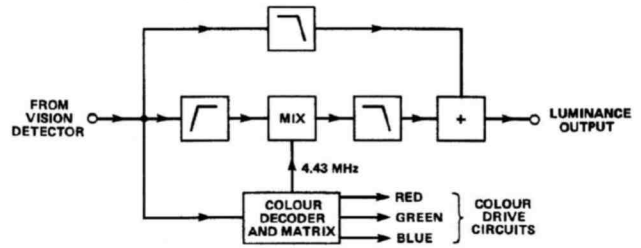


Fig. 3 Block diagram of decoder for Extended PAL. The shifted HF video signals are filtered through a high-pass filter to a mixer which is also supplied with 4.43 MHz from the colour decoder. Resulting stepped-down HF signals are filtered, then added to the LF video signals which are passed through a low-pass filter direct from the vision detector.

video frequencies above 3.5 MHz are not lost, but are shifted upwards in frequency by 4.43 MHz. So, detail at 4 MHz in the original picture appears at 8.43 MHz and so on. Thus the highest video frequency of 5.5 MHz comes out at 9.93 MHz. Actually, the range extends to over 10 MHz, so detail finer than 5.5 MHz is transmitted.

This leaves a gap between 3.5 MHz and 8 MHz. The chrominance sub-carrier remains at 4.43 MHz and so falls within the gap. There is no interleaving except at the extreme lower chrominance sideband so there is no mutual interference.

In the receiver all video frequencies above the chrominance and sound channels are changed back down to their original value and added to the low-frequency video signal, thus reconstituting the full range of the original. The reconstituted signal is applied to the display to give a high resolution picture that is free from spurious colour effects.

A feature of this arrangement is the 4.43 MHz frequency shift. In every PAL receiver there is a 4.43 MHz oscillator which is controlled by a synchronising signal known as the colour-burst which is transmitted after every line pulse. The purpose of this is to decode the colour information, and it provides a phase reference whereby the alternate lines are reversed in phase to compensate for colour discrepancies due to phase shifts in the transmission and receiving links.

Part of the output of this oscillator can therefore be used for the same purpose as the local oscillator in a superhet receiver, to produce a change of frequency. The new frequency is the difference between that of the input and the oscillator, so the down-conversion is accomplished with the minimum of extra components and circuitry.

A big advantage with E-PAL is that it is largely compatible with existing receivers. These could just ignore the band of up-converted high video frequencies and give a response up to the roll off of 3.5 MHz. This is only a little below what is commonly received at present, and no worse than many sets that are mis-tuned. However, these sets will require some sort of sound adapter — see later.

Another potential advantage is that many countries that at present use the PAL system, which is most of Western Europe, may find the compatibility feature attractive and adopt it themselves for their satellite broadcasts.

Enter the Challenger

What might have proved a simple and logical step to go ahead with E-PAL was confused by the entry of IBA's contender MAC. The letters stand for Multiplexed Analogue Component which is not a particularly apt

description, but one no doubt chosen to make a good-sounding acronym.

It is quite different from PAL or SECAM or in fact any other known system and therefore is incompatible, and cannot be received with any existing receiver. It has one thing in common with SECAM in that information is transmitted sequentially.

With both PAL and SECAM the colour information is resolved into two (red and blue) colour difference signals. The third primary colour, green, is obtained by a process of adding and subtracting these with the luminance signal which being white, contains all three. In the case of PAL, as we have seen, the two signals are phase and amplitude modulated on to a sub-carrier which is interleaved with the video signal. With SECAM, the red and blue difference signals are transmitted sequentially on alternate lines. Each is fed to a delay line which stores it for one line and then mixes it with the incoming one. So each displayed line is a mixture of the present and previous one which reduces the vertical colour resolution by half although it avoids the luminance/colour interference of standard PAL.

With MAC, the composite colour signal and the luminance signal are transmitted *sequentially*, but not on alternate lines. Exactly how the signals are multiplexed depends on the sound system chosen — see Fig. 4 for details. However, both signals have to be time-compressed, so that the luminance is transmitted over $40\mu\text{S}$ and the chrominance over $20\mu\text{S}$ (compared to the $53\mu\text{S}$ normally required for a line scan, and the $64\mu\text{S}$ interval between starts of successive lines).

Both signals are generated simultaneously in the camera, but the chrominance signal is delayed until the end of the luminance signal for that line, then doubled in frequency and transmitted in compressed form. The luminance signal undergoes a rather smaller speeding up. As we have already seen, the chrominance signal in any colour system is of lower resolution, hence contains no high video frequencies, so the transmission of the chrominance signal at double frequency is still well within the video bandwidth of the system.

At the receiver, the reverse process takes place. The luminance signal is delayed so that it starts at the same time as the chrominance, and both are time expanded to occupy the $53\mu\text{S}$ line scan period, and both are applied to the display circuits together. Thus the same object is achieved as with Extended PAL, luminance and chrominance are prevented from mutual interaction but in a totally different manner.

The video bandwidth at present proposed for MAC is 5.6 MHz for luminance and 1.3 MHz for chrominance. For a complete line to be transmitted in $40\mu\text{S}$, the luminance bandwidth must be 7.5 MHz; there is, however, room to spare if the same bandwidth is used for the chrominance signal.

Incompatible - That's What You Are

The principal drawback of MAC is its incompatibility with any other television system. Whereas existing PAL receivers could be used with front-end frequency converters to receive satellite transmissions in Extended PAL, this would not be so if the transmissions were in the MAC format. New sets would have to be purchased, which is why I think the TV manufacturers favour MAC! This doesn't mean though that everyone's TV set would be obsolete overnight when satellite transmissions commence. Terrestrial UHF PAL broadcasts would continue for the foreseeable future, just as 405 line transmissions have. But inevitably there would be pressure to move towards a single system eventually.

Another factor that perhaps has not been considered, is that video recordings and games are usually played through the family TV. A change of set to another system would mean all those tapes as well as the recorder would become unplayable unless the existing set was retained. In modern homes the space required for two full-sized TV receivers may pose something of a problem. An answer to this would be dual-standard sets such as were produced when 625-line transmissions began. However, the dissimilarity between the two systems, in my opinion, makes dual-standard sets impractical.

No doubt the protagonists of MAC hope that it would be accepted as a standard by other countries, but as this would mean running two separate systems, PAL or SECAM and MAC, then dropping their existing one eventually, the chances appear slim. They are not improved either by political considerations. So, if MAC were adopted here, most likely it would leave the UK out on a limb with a non-standard system used nowhere else in the world.

Therefore, I find it surprising that the advisory panel appointed by the Government to recommend the standard to be used for direct satellite TV broadcasting has come down in favour of MAC rather than Extended PAL. The chairman, Sir Anthony Part said that 'it was better technically, easier to manufacture, and has greater development potential'. The PAL system, he said was 'based on technology that was becoming outdated'. Sir Anthony, it might be noted, is a chairman of an insurance company.

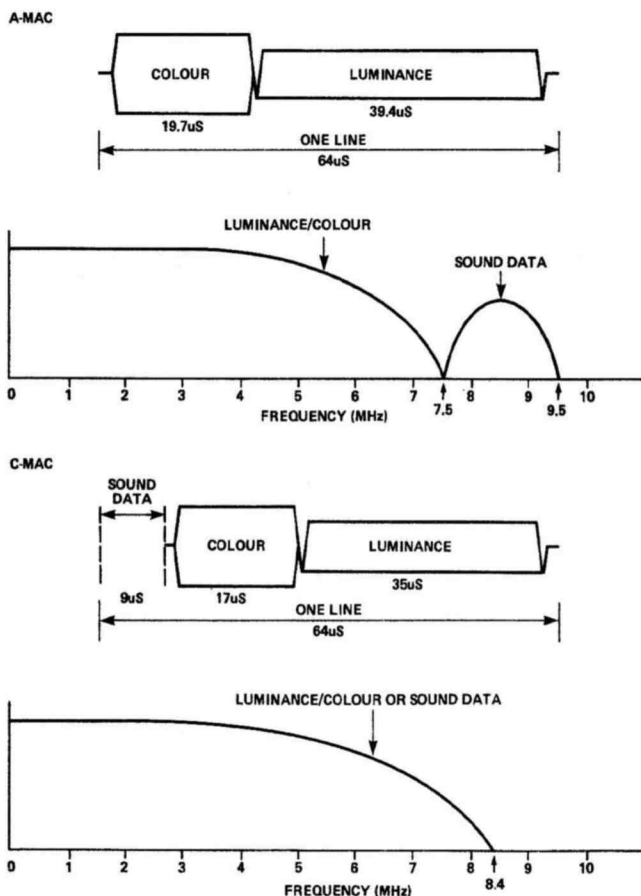


Fig. 4 Structure of the MAC signal for A-type and C-type sound. Note that the luminance and chrominance signals are time-compressed less for A-MAC than for C-MAC, thus obtaining the same eventual bandwidth for a lower transmitted bandwidth.

Sound

It is generally agreed that the sound accompanying the satellite broadcasts should be digital, but there has yet to be any final decision as to its format. The European Broadcasting Union has looked at two systems, EBU System A and EBU System C (there was originally a System B, but this was withdrawn at a very early stage).

System A uses a single digitally-modulated sub-carrier with six channels of sound multiplexed together. Each channel would, under the BBC's E-PAL proposals, have had a 15 kHz bandwidth, sampled at 32 kHz, initially coded into 14-bit words but compressed to 10-bits; the resulting 2.048 Mbits per second would have been modulated onto a sub-carrier using phase-shift keying.

System C takes a different approach and switches the whole channel into digital mode during the 9.5 μ s intervals between picture lines. Using the same techniques for data compression and modulation as in the BBC's proposals, the IBA proposed putting eight sound channels into the signal. The IBA also had a proposal for using System A sound, though it did express a marked preference for System C.

There is no reason why the multiplexed information should always have to have equally sized components. The BBC have developed a system whereby a **structure map** is transmitted periodically; this tells the receiver how to treat the information it is receiving, ie which bits go to which output.

Another system, called **packet multiplexing** splits the information up into packets, each one of which has its own digital label to tell the receiver how it is to be treated. However, this system carries a higher overhead and one of the sound channels would have to be sacrificed to accommodate it.

Further Enhancement

Whatever system is finally chosen, further enhancement of the picture is possible by various means. One way is by the use of a frame store. These have already been used to reduce picture noise.

The technique is based on the fact that each picture frame is almost identical to its predecessor. Examination of a short length of cine film will confirm this. Each frame can therefore be mixed with several previous ones during which time the picture will not have changed much. Noise, though, is different for each frame and the mixing averages it out.

Mixing two frames by using a single frame-store produces 3 dB noise reduction, but to achieve 10 dB a mix of 10 frames would be required necessitating 9 stores. As frame-stores are bulky and expensive, an alternative is to use a feedback loop across a single store. Feedback can be adjusted to control the mix, the greater the feedback, the more frames recycled and the greater the noise reduction. An optimum value has been found to give 8.5 dB.

While averaging has no detrimental effect on stationary portions of the picture, it produces blurring on moving parts as would be expected. To minimise this, feedback is regulated by a motion detector which compares successive frames. If there is appreciable difference, motion is assumed and feedback reduced.

Thus blurring is avoided to any great extent, but the noise reduction is also decreased. This is not a major drawback, as noise is less noticed in pictures with plenty of action than stationary ones in which reduction is greatest. The system is used by the BBC to clean up noisy programme sources, but a frame-store could also be used in a receiver to increase resolution. This is becoming more practical now frame-stores are getting smaller and cheaper.

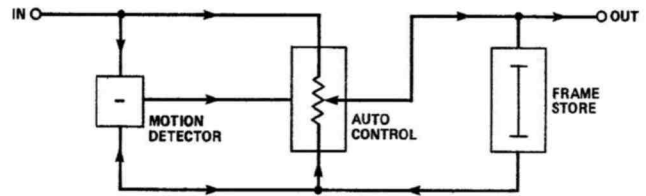


Fig. 5 Basic principle of frame-store noise reducer. Output is fed either direct from the input or from the frame-store output depending on the auto control setting. This is governed by the motion detector which compares incoming and previous frames for differences.

Here again the idea relies on the fact that successive frames are similar with large stationary areas. Instead of unnecessarily repeating such areas in transmission, they can be sent and stored, updating occurring when there is any deviation from the stored picture. The transmission time thus saved can then be filled with finer detail to add to the stored frame. The BBC claim that a resolution equivalent to 900 lines can be obtained in this way.

Resolution varies over the picture just as noise does with the frame store noise reduction system. Stationary objects appear with the greatest detail, while moving objects have less. As we tend to examine visually stationary objects, while having little time to do so with moving ones, the subjective effect is not greatly impaired by the difference. It can though produce some rather strange effects when a stationary object starts moving slowly away, whereupon much of the detail disappears.

Lines and Frames

Neither Extended PAL or MAC propose to change the number of lines and frames. For all domestic and many other purposes, 625 lines is perfectly adequate when displayed on normal-sized direct-view screens. Colour also serves to render the line structure less noticeable than monochrome. Although having a better vertical resolution, the 819-line system in France is being phased out, so the higher number of lines is evidently considered of less benefit than other factors. The 625-line system has also established itself as a worldwide standard except in the American continent and some Eastern countries.

When projected on to a large screen though, 625 lines do give a liney appearance, which is a consideration if the large flat wall screens that have been said to be on the way for a long time, ever turn up. In such a case the lines may have to be increased.

In Japan and America where the 525-line standard is used it is natural that there should be more urgent thoughts of uprating their line standard. Most of us will not have seen a 525-line picture, but the effect can be judged being halfway between our 625 lines and the old 405 lines. Not a pretty sight on large-screen direct-view sets to say nothing of projection screens!

It comes as no surprise then, that the Japanese Broadcasting Corporation NHK, has devised a new high-definition TV standard for use with satellites. It uses 1,125 lines and has an aspect ratio of 5:3, which is closer to some of the wide-screen cinema films that so often appear on television, and also to natural human vision. Bandwidth required is 20 MHz which although high by present standards could be accommodated within the channel width of 27 MHz allocated for the European satellites.

The Japanese hope that their high-definition system will become a world-standard. Most of the Japanese manufacturers have lined up firmly behind it with JVC, Sony, Matsushita, Toshiba, Panasonic, Hitachi and

Ikegami either developing equipment or actually having it in production.

America too is more than just interested. CBS are conducting trials and propose to launch it in 1987. It is to be expected that many other countries in the American continent of the 525-line standard will leap-frog over 625 lines to the NHK system. Likely too, is it that some presently on 625 will join them.

A demonstration was held at the EBU's annual meeting in Killarney using the facilities of Radio Televis. Material used was a CBS videotape of an American football match which was projected on to a 100-inch screen. It is reported that not only could the stitches be seen on the football, but during a scan of the stadium the seat numbers could be clearly read! As such details could hardly be visible to a spectator actually present at the event it cannot be ignored that the story came from the land of the Blarney Stone!

So what prospect does the NHK system hold out? Only a multiplicity of standards with the possibility of MAC being used here and straight or enhanced versions of PAL and SECAM being adopted elsewhere. It looks as though the hope that the coming of satellite TV might have brought a common international standard is rapidly fading, if ever there was any grounds for its existence.

Line and Frame Doubling

In order to reduce the conspicuousness of the line structure with large projection screens, it is possible to double the line number artificially by scanning the same line twice. This can be done with a minimum of modification to existing systems. As the same amount of information is transmitted it does not increase the vertical defini-

tion, but it does give a better subjective effect.

Some readers may remember the spot-wobble that was introduced with some 405-line receivers. It gave a small vertical oscillation to the scanning spot and thereby filled in the gaps between lines. It wasn't wholly successful as the spot was lengthened as well as widened to form an ellipse. This reduced the horizontal definition, and the whole effect was that of being slightly out of focus. Most viewers switched it off. Line doubling has the same objective but would not impair horizontal resolution.

Another factor which may be considered for improvement is the flicker rate. Flicker is noticeable when the rate is low. This can be demonstrated with a cine projector having variable speeds. As the speed is reduced, so the flicker become more pronounced.

Although the frame rate is 25 per second, the flicker rate is 50. This is because each frame is split into two fields which are interlaced; that is the lines of one fall in between those of the other. Thus lines 1, 3, 5, 7, and so on are scanned to be followed by lines 2, 4, 6, 8, to the bottom of the picture.


Under normal conditions the flicker rate of 50 is not noticeable, but on larger screens, large bright areas can produce flicker, especially if seen out of the corner of the eye. The American frame rate of 30 giving a flicker rate of 60 is better, though only marginally so.

To increase the number of frames would entail an increase of bandwidth, but as with the line, the flicker rate could be doubled by scanning each field twice in the receiver. A similar method of reducing flicker is employed in cine projectors where the light is interrupted not only when each frame is pulled down but also once or twice when the frame is stationary in the gate.

MODULES FOR SECURITY & MEASUREMENT



INTRUDER ALARM CONTROL UNIT CA 1250



only
£19.95 + VAT

This exciting new module offers all the possible features likely to be required when building an intruder alarm system. Whether used with only 1 or 2 magnetic switches or in conjunction with several ultrasonic alarm modules or infra-red units, a really effective system can be constructed at a fraction of the cost of comparable ready-made units. Supplied with a fully explanatory Data Sheet that makes installation straight forward, the module is fully tested and guaranteed.

*available in kit form £16.95 + VAT

- Built-in electronic siren drives 2 loud speakers
- Provides exit and entrance delays together with fixed alarm time
- Battery back-up with trickle charging facility
- Operates with magnetic switches, u/sonic or I.R. units
- Anti-tamper and panic facility
- Stabilised output voltage for external units
- 2 operating modes - full alarm/anti-tamper and panic facility
- Screw connections for ease of installation
- Separate relay contacts for switching external loads
- Test loop facility

DIGITAL VOLTMETER MODULE DVM 314

Fully built & tested



only
£11.95 + VAT

- Positive & negative voltage with an FSD of 999mV which is easily extended
- Requires only single supply 7-12V
- High overall accuracy - 0.1% + 1 digit
- Large bright 0.43" LED displays
- Supplied with full applications data

With this fully built and calibrated module a wide range of accurate equipment such as multimeters, thermometers, battery indicators etc. can be constructed at a fraction of the cost of ready-made units. Full details are supplied for extending the voltage range, measuring current, resistance and temperature. Fully guaranteed, the unit has been supplied to electricity authorities, Government departments, etc.

Temperature Measurement Kit DT.10

£2.25 + VAT

Using the I.C. probe supplied, this kit provides a linear output of 10mV°C over the temperature range from 10°C to +100°C. The unit is ideal for use in conjunction with the DVM module providing an accurate digital thermometer.

Power Supply PS.209


£4.95 + VAT

This fully built mains power supply provides two stabilised isolated outputs of 9V, 250mA each. The unit is ideally suited for operating the DVM at Temperature Measurement module.

ULTRASONIC ALARM MODULE

US 4012
Fully built & tested

only
£10.95 + VAT



Adjustable range from 5ft. to 25ft.

A really effective fully built module containing both ultrasonic transmitter and receiver and circuitry for providing false alarm suppression. This module, together with a suitable 12V power supply and relay unit as shown, forms an effective though inexpensive intruder alarm. Supplied with comprehensive Data Sheet, it is easily mounted in a wide range of enclosures. A ready-drilled case and necessary hardware is available below.

Power Supply & Relay Units PS 4012

£4.25 + VAT

Provides a stabilised 12V output and relay with 3A contacts. The unit is designed to operate one or two of the above ultrasonic units. Fully built and tested.

Siren Module SL 157

£2.95 + VAT

Produces a loud and penetrating sliding tone operating from 9-15V. Capable of driving 2 off 8 ohm speakers to SPL of 110db at 2M. Contains an inhibit facility for use with shop lifting loops etc. or other break to activate circuits

Hardware Kit HW 4012

£4.25 + VAT

A suitable ready-drilled case with the various mounting pillars, mains switch socket and nuts and bolts. Designed to house the ultrasonic alarm module together with its power supply. Size: 153mm x 120mm x 45mm.

* ACCESSORIES *

- 3-position Key Switch for use with CA 1250 supplied with 2 keys £3.43
- Magnetic switch (with magnet) £1.17
- 5" Horn speaker for use with CA1250 and SL157 £4.95

Add VAT & 50p post and packing to all orders.

Shop hours 9.00 - 5.30 p.m. (Wed. 9.00 - 1.00 p.m.)

Units on demonstration - callers welcome. S.A.E. with all enquiries.



RISCOMP LIMITED

Dept: ET115

21 Duke Street, Princes Risborough, Bucks.

Princes Risborough 084 44 6326

ZX81 USER-DEFINED GRAPHICS

For our second example in the DIY guide to making your ZX81 a whole lot better, we present a project that gives 16K RAM pack owners the facility for user-defined graphics.
Design by G.N. Hill, MA Hons.

The restrictions imposed by the Sinclair defined character set can considerably reduce impact of many programs and the attractions of having user-definable graphics are apparent. While several manufacturers supply modules to expand the character set, the cost of £20 plus must be a rather daunting prospect to the impecunious '81 owner.

It is possible, however, to obtain user-definable graphics on the 16K ZX81 for a total expenditure of less than £1 and some clever work with a soldering iron! It must be said, however, that this is not a project for the fainthearted, involving as it does a certain amount of modification and soldering within the computer; it also renders the computer unusable without the RAM pack.

Principle of Operation

In normal operation the pattern of each character is defined by eight successive bytes in the ROM. Each byte represents the display for one of the eight lines of the character, and each binary bit one dot of that line: Fig. 1 clarifies the way that this works. As there are 64 characters, a total of 512 (64 × 8) bytes are required, and these are located at the top of the ROM from addresses 7680 to 8191 (1E00 to 1FFF in hexadecimal). An examination of these addresses reveals that the character generator is being addressed exclusively when lines A9 to A12 are high.

The additional circuit operates by detecting when these four lines are simultaneously high with the ROM chip select line, and instead of allowing the ROM to be switched on, the internal 1 K RAM is activated (this is not normally used when the 16K RAM pack is attached). This can then be filled with characters of

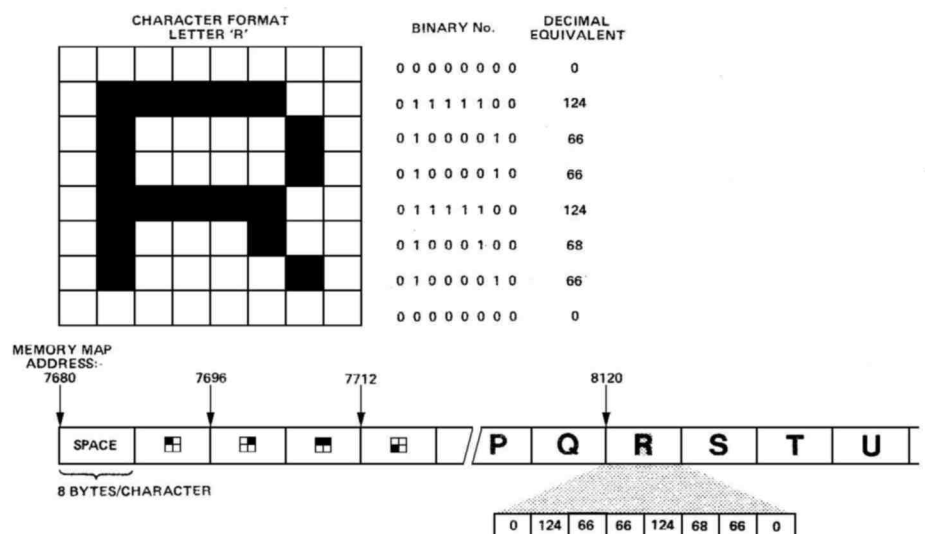


Fig 1 Memory map of the character generator and the method character generation, illustrated by the letter 'R'.

the programmer's choice. The circuit diagram is given in Fig. 2.

Construction

The circuit is constructed on a PCB as shown in Fig. 3. Use fairly thin (insulated) wire, preferably with colour coding, for the leads between the PCB and computer. The length of the leads will need to be adjusted carefully during connection to the computer PCB in order to keep the modification as neat as possible.

Installation And Computer Modifications

To open the computer remove all leads and accessories and then peel off the rubber pads on the underside of the computer, taking care to ensure that the adhesive film is removed with the pads. Now remove the five Phillips screws visible on the underside of the computer; note that these are of

different lengths and *must not* be mixed on re-assembly. The base of the computer can now be lifted away to reveal the computer printed circuit board held in place by a further two Phillips screws, which must also be removed. The board is still attached to the case through the ribbon connector and should be carefully folded over the keyboard when you want to turn it over, since the ribbon connector is not easy to disconnect or reconnect.

The positioning of the switch does need to be thought out fairly carefully in order to ensure that it does not foul anything. Providing the switch is not too big, it should fit through the top of the case. Just in front of the RAM pack, towards the centre of the computer offers the most room, but do make sure before drilling the hole that it will all go back together (including the RAM pack connection) without fouling. If you find the prospect of drilling holes in your beloved

PROJECT

computer a little daunting, the leads can be brought out through one of the existing holes (eg round the aerial socket) to a floating switch.

The addressing of the RAM and ROM chips is performed in a slightly different way by the computer and it is therefore necessary to disconnect the 10 address lines to the RAM chip(s), reconnecting nine of them to the (A0' to A8') ROM chip address lines and the tenth to either an earth or a logic high. This cannot be done easily from the underside of the board, as the address tracks servicing the 1K RAM also service the 16K RAM pack. The most straightforward (if somewhat inelegant) solution is to remove the RAMs from their sockets, to bend the relevant legs through 90° and then to replace the RAMs in their sockets, but with 10 of the pins sticking out at right angles. It is now necessary to solder the address leads to these legs and into the computer PCB — Figs. 4a, b, c and d give details.

Spot Your RAM

Before doing this, it will be necessary to decide whether your particular ZX81 is of the 2114 RAM or 4118 RAM type. The former consists of two separate chips as shown in Fig. 4a; the latter has only one and the position of this is shown as a dotted outline. Identify each of the address pin numbers from Fig. 4d and run a lead from this to the relevant computer PCB hole as shown in Fig. 4c. In the case of the 2114 type it is also necessary to run leads between the two ICs. If you find difficulty in soldering directly to the IC pins, it may help to have a very thin strip of Veroboard pushed over the pins and solder to this. The leads to the switch can now be soldered into place.

Figure 5 shows the nine connections to be made to the other side of the computer board; the letters for each connection correspond with those of Fig. 3. Resistor 'R28' is removed from the computer PCB and the ROM chip select input and output connections are made through the resulting holes as shown. Figure 5 also identifies the RAMCS' track, which must be (carefully!) cut through. The PCB fits under the keyboard by the side of the heat sink.

Testing And Reassembly

It is worth quickly testing the computer at this stage. First,

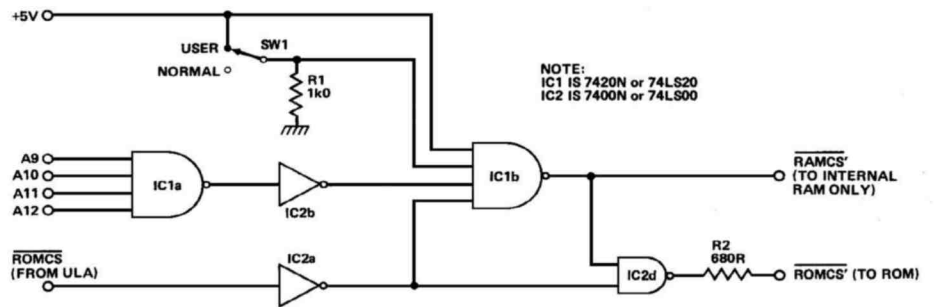


Fig. 2 Circuit diagram of the user-graphic modification.

HOW IT WORKS

The inputs of the quad NAND gate IC1a are connected to the four address lines A9 to A12. The output of this gate is inverted (using the NAND gate IC2b with its two inputs connected together) and used as one of the four inputs for IC1b. A second input is produced by inverting the ROMCS (ROM chip select) signal from the ULA using IC2a. The third input is provided by the switch, which in 'user' mode supplies a high and in 'normal' mode a low. The fourth input is held permanently high.

Thus, when the switch is in 'user' mode and the ROM and the character

generator are being addressed, all the inputs to IC1b will be high and the output will be low: in any other circumstances the output will be high. This, therefore, satisfies the condition required by the RAMCS' line to the internal 'user' RAM.

The output of IC2d provides the new ROM chip select line (ROMCS') by performing a logical NAND between the new RAMCS' output and the inverse of the ROMCS input from the ULA. Thus, when the user RAM is being selected, the output will always be high, and when the RAM is not being selected the output will copy the ROMCS input.

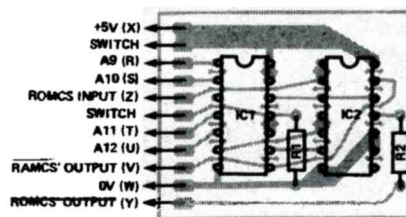


Fig. 3 Component overlay for the off-board components. The letters correspond to Fig. 5.

however, check, check and check again that all the joints and connections are correct and that there are no solder bridges between tracks.

Place the RAM pack in position and connect the TV lead and power supply lead. With the switch in 'normal' mode the computer should operate quite normally. In 'user' mode a regular pattern should cover the screen (each space now calling up the same random character). The program given below can be entered in 'normal' mode and run in 'user' mode to ensure that the modification is functioning correctly:

```

10 SLOW
20 FOR N = 1 TO 64
30 PRINT CHR$ N;
40 NEXT N
50 FOR N = 7680 TO 8191
60 POKE N, 255
70 NEXT N
    
```

PARTS LIST

Resistors (all 1/4W, 5%)
R1 1k0
R2 680R

Semiconductors
IC1 74LS20
IC2 74LS00

Miscellaneous
SW1 SPST miniature toggle or slide switch
PCB (see Buylines).

When run in 'user' mode the screen should suddenly black out apart from the top two lines, which should then progressively fill one character position at a time from left to right, each individual character filling from top to bottom.

Reassembly of the computer is simply a reversal of the disassembly procedure. Ensure that no leads are trapped between the pillars and the board and that the correct screws are used; short ones at the front, long at the back.

Operation Of User Graphics

It is unlikely that you will want to redefine all 64 of the available characters and the most likely requirement will be to have four or five special characters amongst the existing ones. As it is not possible to display both the Sinclair graphics

PROJECT

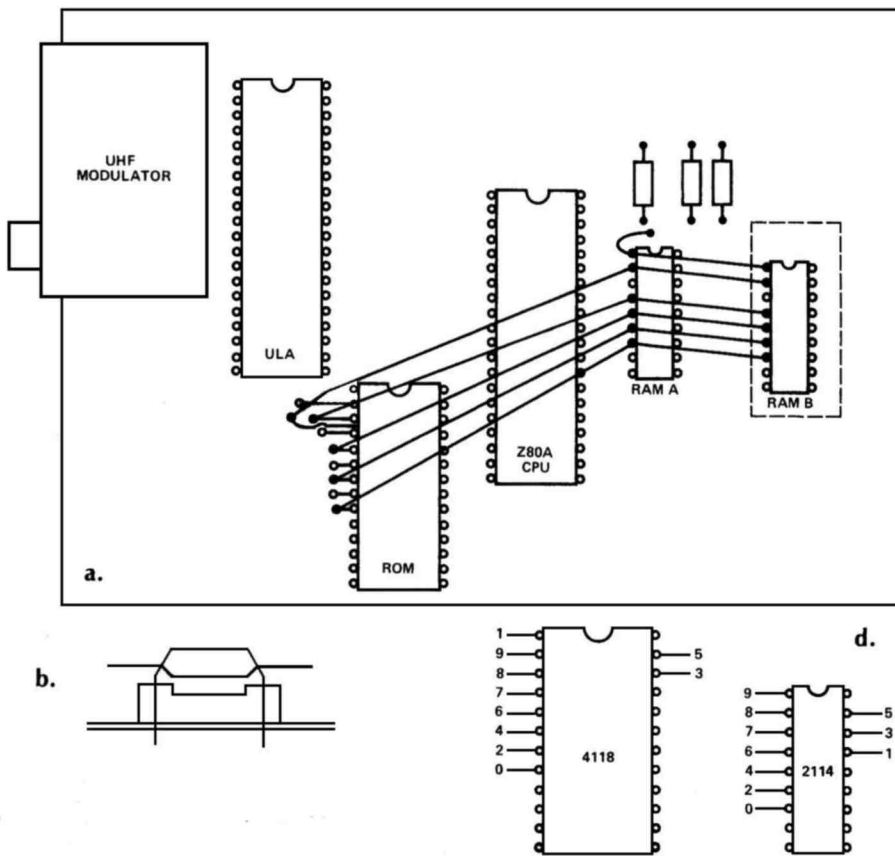


Fig. 4 General view of the component side of the computer PCB, with 2114 RAM type (4118 type shown dotted). Only six of the 10 new connections are shown (a). The RAM address pins are bent outwards (b). Connections into the ZX81 PCB from the RAM chip(s) are shown in (c), while (d) gives the address pin outs for the RAM.

and the user graphics at the same time, the simplest solution is to copy the Sinclair graphic set into the user RAM, and then to select some little-used primary characters (eg \leq , $>$, £, ?) and redefine them.

The exact way that this is done can vary, but my usual approach is to copy the Sinclair graphics into the user RAM at switch on. Listing 1 gives a short program (using machine code) to achieve this. When entering the REM statement (line 1) it must be entered exactly as listed. The outlines of the graphic characters have been added to clarify which symbols to use, and don't miss the three spaces in line 1 which require keying in. The keyword in line 1 is entered by first typing THEN (shifted 3), followed by GOSUB and deleting THEN using the Edit functions, but leaving the GOSUB intact. As a quick check that the line has been entered correctly, PEEK 16526 should return 118. The program borrows some of the unused computer RAM to temporarily store the 512 bytes read from the ROM and should not, therefore, be used as part of a larger program, otherwise this may be overwritten and corrupted. If this is a problem, the program can be written entirely in BASIC and listing 2 gives such a program.

Having thus copied the Sinclair graphics into the user RAM, each program can then amend the characters as required and preferably restore the original ones at termination.

```

1 REM # THEN 2 GOSUB # TAN
2 POKE 16522,20
3 LET U=USR 16514
4 PRINT "SWITCH TO "USER" A
5 ND PRESS "CONT"
6 STOP
7 POKE 16522,30
8 POKE 16519,200
9 LET U=USR 16514
10 POKE 16519,30
    
```

Listing-1 Program to copy Sinclair character set into user RAM, using a machine code routine.

```

10 FAST
20 DIM C(512)
30 FOR A=7680 TO 8191
40 LET C(A-7679)=PEEK A
50 NEXT A
60 PRINT "SWITCH TO "USER" A
70 ND PRESS "CONT"
80 STOP
90 FOR A=7680 TO 8191
100 POKE A,C(A-7679)
110 NEXT A
    
```

Listing 2 BASIC program to copy Sinclair character set into user RAM.

BUYLINES

Absolutely nothing out of the ordinary in this project, and any of the mail order component suppliers advertising in this issue will be able to supply all the parts. The PCB Service order form is on page 83.

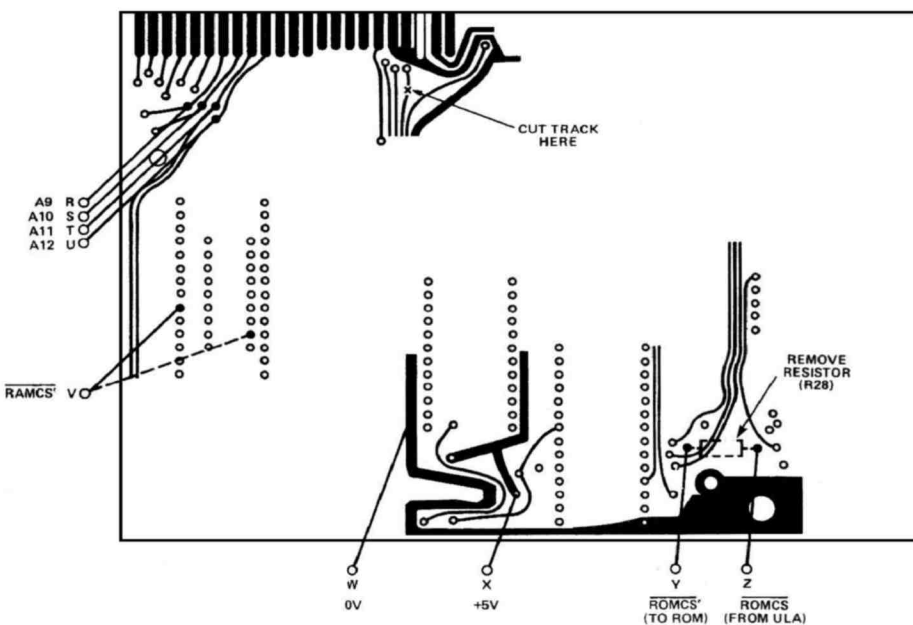


Fig. 5 Connections to the underside of the ZX81 PCB. RAMCS' connections are shown for both the 2114 type (dotted) and the 4118 type (solid) RAM ICs.

PROJECT

```

1 REM 00000000000000000000000000000000
3000000000000000000000000000000000
3000000000000000000000000000000000
0000000000000000000000000000000000
0000000000000000000000000000000000
0000000000000000000000000000000000
5 LET AD=16550
10 DIM A(8,8)
20 FOR Y=1 TO 8
30 PRINT "XXXXXXXX";Y
40 NEXT Y
50 PRINT "ABCDEFGH"
60 PRINT AT 15,0;"INPUT PIXEL
COORD EG. A1 . HIT NEWLINE TO F
INISH"
70 INPUT A$
80 IF A$="" THEN GOTO 160
90 IF CODE A$(1)<CODE A$(2) TH
EN GOTO 70
100 LET Y=CODE A$(2)-28
110 LET X=CODE A$(1)-37
120 IF X>8 OR X<1 OR Y>8 OR Y<1
THEN GOTO 70
130 LET A(X,Y)=ABS(A(X,Y)-1)
140 PRINT AT Y-1,X-1;CHR$(65+A
(X,Y)*67)
150 GOTO 70
160 CLS
165 PRINT AT 15,0;"WHICH CHARAC
TER IS TO CHANGE?"
170 INPUT A$
180 LET CA=7580+A$*CODE A$
190 LET HB=INT(CA/256)
200 LET LB=CA-256*HB
210 POKE AD,LB
220 POKE AD+1,HB
230 LET AD=AD+2
240 FOR Y=1 TO 8
250 LET D=0
260 FOR X=1 TO 8
270 LET D=D+A(X,Y)*2+(8-X)
280 NEXT X
290 POKE AD,D
300 LET AD=AD+1
310 NEXT Y
320 IF AD<16671 THEN GOTO 350
330 PRINT AT 15,0;"YOU HAVE DEF
INED THE MAXIMUM OF 10 CHARACTER
S. IF YOU WISH TO DEFINE MORE CH
ARACTERS PLEASE SEE TEXT OF ART I
CLE. OTHERWISE TYPE PRINT USR 16
551"
340 STOP
350 PRINT AT 15,0;"****
***TYPE Y OR N
360 INPUT A$
370 IF A$(1)="" THEN PRINT USR
16550
380 CLS
390 GOTO 10

```

Listing 3 gives a program enabling up to 10 new characters to be defined with the aid of a visual display and the information stored in the REM statement of line 1. Only the primary characters (with their inverse) can be redefined and these are the first 64 characters of the list on page 181 of the Sinclair manual. When all the characters have been defined and "FINISHED?" is answered with "Y", the program deletes itself, excepting the REM statement. This can then be used as the first line of the main program and a call for USR 16514 will exchange the Sinclair characters with the new characters required; a further call of USR 16514 will exchange them back.

When entering the REM statement of listing 3, it is important to use noughts and to have exactly the right number (166). This can be checked by PEEKING 16680, which should return 118.

This program (ie listing 3) requires the machine code values given alongside it to be POKED into the REM statement. Listing 4 gives a suitable program for doing this and this should be entered and run immediately after entering the REM statement. All of this program (except the REM statement) may then be deleted and the rest of listing 3 entered.

If more than 10 characters need to be defined, it will be necessary to

ADDRESS	00000000	00000000	00000000	00000000	00000000	00000000	00000000
16514	176	10	106	106	106	106	106
16519	176	106	106	106	106	106	106
16524	176	106	106	106	106	106	106
16529	176	106	106	106	106	106	106
16534	176	106	106	106	106	106	106
16539	176	106	106	106	106	106	106
16544	176	106	106	106	106	106	106
16549	176	106	106	106	106	106	106
16554	176	106	106	106	106	106	106
16559	176	106	106	106	106	106	106
16564	176	106	106	106	106	106	106

Listing 3 Program for defining new characters and storing the information in the REM statement for later use (left): the values above are to be POKED into the REM statement of line 1 using listing 4.

Listing 4 Program for POKeing machine code values into the REM statement of listing 3.

```

500 PRINT "WHAT IS THE START AD
DRESS?"
510 INPUT A
515 CLS
520 PRINT AT 0,0;"INPUT NEXT NO
. TO BE POKED. TYPE 999 TO TERMI
NATE"
530 INPUT D
540 IF D=999 THEN STOP
550 IF D<0 OR D>255 THEN GOTO 5
30
560 POKE A,D
570 SCROLL
580 PRINT AT 10,0;A,D
590 LET A=A+1
600 GOTO 520

```

add 10 further noughts to the REM statement for each extra character required; the final address (currently 16671) in line 320 will have to be increased by 10 for each extra character, as will the value held by the two bytes in addresses 16561 and 16562 (currently 16681). This latter value is held in the usual Z80 manner, ie. low byte first and high byte second. Having added on the required number of tens to 16681, divide by 256 to give the high byte


(being the whole number part of the result) and multiply the remainder by 256 to give the low byte. For example, $16691/256 = 65.19922$. Now $0.19922 \times 256 = 51$, so we have to POKE 16561, 51 and POKE 16562, 65.

Because the graphics are completely unaffected by RUN, NEW, LOAD, and so on, it is also possible to enhance many of your existing games and programs by redefining specific characters used in the game before loading the program. Thus chess games using I, K, Q etc can have proper chess symbols, missiles can magically turn from As into Cruise look-alikes, and so on.

Further Hardware Modifications

While this project was conceived as a very low-cost entry into user-definable graphics, several modifications could be made to bring a greater degree of sophistication to their operation. The manual switching could be replaced by software switching, for example: if you have an input/output port, this can be done by using one of the output port lines as the switch input for IC1b.

Only half of the 1K memory is used and the A10 address line from the RAM chip could be switched between high and low instead of being fixed to a high, thus allowing two pages of user graphics to be available. Again, this could be a software switch controlled by an input/output port.



The PCB before modification; this is a 4118 type (compare with fig. 4a).

Cheap Imitations?




Microdoctor

is an alternative to AUTOMATIC TEST EQUIPMENT which can be very expensive. MICRODOCTOR is perfectly adequate for diagnosing faults in microprocessor boards or computers in the REPAIR SHOP or on the PRODUCTION LINE. Reports are PRINTED on the integral thermal printer. Tests supported are CHECKSUM, RAMTEST, WAIT, READ, WRITE, I/O READ, I/O WRITE, DUMP IN HEX, DUMP IN ASCII, TEST DATA LINES (for shorts between data, address and rails), SEARCH (for two specified bytes), MAP (print a memory map of ROM, RAM, I/O and EMPTY SPACE). Supports both multiplexed and non-multiplexed address/data. Standard software will also DISASSEMBLE in Z80 mnemonics - other disassemblers cost extra. Programs for board-testing can be written in MINUTES - and retained for MONTHS even if the power is switched off (CMOS RAM is backed-up with

rechargeable battery). Capacity is 15 different programs of 12 tests each. Included are two PROBE CONFIGURATION CARDS (One Z80, other uncommitted), PROBE with 24 inch cable and 40-pin DIL plug - and POWER SUPPLY. Extras available are 6502 disassembler retrofit . . . £35, Clip-over PROBE (only needed if µP is soldered-in) . . . £35.

£295
+VAT

Reduced price



The Menta Z8 Development System

uses the MOST POWERFUL LANGUAGE OF ALL - direct ASSEMBLER MNEMONICS. MENTA has VISUAL AIDS to program development which the big systems lack: a TV display of PROGRAM, REGISTERS and STACK; single-step operation (watch the cursor move from instruction to instruction, see the register-contents change, observe stack operations, etc.) BUGS can be fixed immediately without reassembling. Full speed operation is supported too - with or without BREAKPOINTS. Designed originally for the Schools' Council to teach microprocessing, MENTA is a complex CONTROLLER in its own right, like any other Z80 system, with practical, commercial applications in ROBOTICS. Features include CASSETTE INTERFACE, ASSEMBLER/EDITOR, serial DISASSEMBLER (now included as standard), 24 bits of I/O - also TV FLYLEAD, POWER SUPPLY and COMPREHENSIVE MANUAL with SOURCE-CODE LISTING.

£99
+VAT

Goodies from Dataman

Olivetti Typewriter Interfaces

for ET121 and ET221 machines which permit the typewriter to be used as a DAISY WHEEL PRINTER for computers implementing the RS232, IEEE 488 (PET) or CENTRONICS PARALLEL busses: almost all computers in fact. Great for word processing and letter-writing! Same price, fitting free if requested (you pay carriage on typewriter if we fit).

£195.00

Thandar Logic Analyser Enhancements

The THANDAR TA2080 LOGIC-ANALYSER was NOT designed by DATAMAN - but we like this instrument and use it for product development. When writing software we use SOFTY for ROM-EMULATION, following the program-flow on the TA2080 screen. We modified our TA2080 to make it more useful; adding an RS232 OUTPUT TO PRINTER - also Z80 and 6502 DISASSEMBLERS. Now we can follow program operation in MNEMONICS on-screen and print TIMING or STATE DIAGRAMS and DISASSEMBLED CODE. Cost of this RETROFIT kit (12K of program ROM, socket for RS232, interface board, instruction sheet) is, if fitted by us and purchased with a TA2080

£195.00

if purchased as a kit without TA2080

£295.00


Softy 1 with PSU

Yes, we still have a few old faithful 3 rail EPROM PROGRAMMERS around, as seen in Kensington Science Museum, if you are still using 2708's get yourself this fine old classic at a bargain price

£95.00

Ultra-Violet Eprom Erasers from

£33.00



Softy Eprom Programmer/Emulator

SOFTY has functions equal, at least, to equipment which sells for over £500. SOFTY EMULATES AND PROGRAMS 2716, 2516, 2732, 2532 EPROMS. (The type is selected by a personality switch. SOFTY will copy any of these EPROMS to any other). SOFTY has a HEX KEYPAD, a fast CASSETTE INTERFACE, a MEMORY MAP TV DISPLAY with powerful editing - such as INSERT, DELETE, SHIFT-BLOCK and many other facilities - too many to list here. RS232 SERIAL and CENTRONICS PARALLEL routines for INPUT and OUTPUT are standard. The price includes TV FLYLEAD, POWER SUPPLY and ROM EMULATOR CABLE WITH 24 PIN DIL PLUG. SOFTY is used as a DEVELOPMENT SYSTEM for new products or just as a STAND-ALONE EPROM PROGRAMMER.

£169
+VAT

All our own work!
Dataman

Dataman
Designs

LOMBARD HOUSE,
CORNWALL ROAD,
DORCHESTER, DORSET DT1 1RX.
Telephone: Dorchester (0305) 68066
Telex 418442 DATAMAN

Prepaid orders normally shipped by return.
Prices include first-class recorded post in UK.
Secure or Reg Star etc at extra cost.
VAT should be added at current rates.

Play the AMBIT numbers game

The long awaited implementation of on-line order processing is with us at last, and whilst this means that orders for in-stock items can now be processed more efficiently, it also means that orders should be submitted using stock codes for best results. Our current catalogue (70p) includes all order codes (watch out for the new expanded Spring edition), but here's an abstract from some of the more popular lines to use as a quick reference.

Remember that you can also access our catalogue via REWSHOP on REWTEL, which now includes on-line current price and delivery information. You need a 300 baud MODEM and RS232 terminal, (various suitable configurations based on popular micros have been published in recent past issues of Radio and Electronics World).

Prices shown here exclude VAT, and the P&P charge is currently 60p per order (unless otherwise indicated). Remember that our tele sales service operates with human beings (not 'dumb' machines) from 8am to 7pm (and frequently later) Monday to Friday, and 9am to 5pm on Saturdays. REWSHOP operates 24 hours a day, 365 days a year with full price and delivery information.

Ambit International
200 North Service Road
Brentwood, Essex
CM14 4SG

Telecom directory:
Consumer 0277-230909
Industrial 0.277-231616
Telex 995194 AMBIT G
DATEL 0277-232628



SPRING ISSUE
(#5 - 75p)

AVAILABLE MARCH

ORDER YOUR COPY NOW

Now tear this out, and keep it for reference!

SAVE £4.25 by receiving a FREE magazine binder when you subscribe to

electronics today
INTERNATIONAL

Cut out and SEND TO :

electronics today

513, LONDON ROAD,
THORNTON HEATH,
SURREY, CR4 6AR
ENGLAND.

Please send my free binder and commence my personal subscription to with the Issue

SUBSCRIPTION RATES

(tick as appropriate)

£13.15 for 12 Issues UK
£16.95 for 12 Issues overseas surface
£36.95 for 12 Issues Air Mail

SPECIAL OFFER

I am enclosing my (delete as necessary)
Cheque/Postal Order/International Money

Order for £.....
(made payable to ASP Ltd)

OR

Debit my Access/Barclaycard
(*delete as necessary)

Insert card no.

Please use BLOCK CAPITALS and include post codes.

Name (Mr/Mrs/Miss).....

Address.....

.....

.....

Signature.....

Date.....

All you have to do to receive your FREE binder is book a new subscription or renew a subscription to Electronics Today International before 30th April 1983. What could be simpler?

4000 CMOS

Table listing various CMOS components with columns for Type, Stock No., Price, and Part Number.

74LSXX

Table listing 74LSXX components with columns for Type, Stock No., Price, and Part Number.

74HCXX

Table listing 74HCXX components with columns for Type, Stock No., Price, and Part Number.

SMALL SIGNAL AUDIO

Table listing Small Signal Audio components with columns for Device, Stock No., Price, and Part Number.

AUDIO POWER

Table listing Audio Power components with columns for Part Number, Price, and Stock No.

SMALL SIGNAL RF

Table listing Small Signal RF components with columns for Part Number, Price, and Stock No.

RF POWER

Table listing RF Power components with columns for Part Number, Price, and Stock No.

SMALL SIGNAL FET

Table listing Small Signal FET components with columns for Part Number, Price, and Stock No.

DIODES

Table listing Diodes components with columns for Part Number, Price, and Stock No.

VARIABLES

Table listing Variable components with columns for Part Number, Price, and Stock No.

ZENER DIODES

Table listing Zener Diodes components with columns for Part Number, Price, and Stock No.

SCRS TRIACS

Table listing SCRS TRIACS components with columns for Type, Stock No., Price, and Part Number.

BALANCED MIXERS

Table listing Balanced Mixers components with columns for Part Number, Price, and Stock No.

LEDs

Table listing LED components with columns for Part Number, Price, and Stock No.

I-R Optocoupler

Table listing I-R Optocoupler components with columns for Part Number, Price, and Stock No.

FLAT DIFFUSED

Table listing Flat Diffused components with columns for Part Number, Price, and Stock No.

TRI COLOUR

Table listing Tri Colour components with columns for Part Number, Price, and Stock No.

LEDs WITH CHROME MOUNTING BEZEL

Table listing LEDs with Chrome Mounting Bezel components with columns for Part Number, Price, and Stock No.

MINI ELECTROLYTICS

Table listing Mini Electrolytics components with columns for Part Number, Price, and Stock No.

MINIATURE CERAMIC TRIMMERS

Table listing Miniature Ceramic Trimmers components with columns for Part Number, Price, and Stock No.

ULTRA MINIATURE

Table listing Ultra Miniature components with columns for Part Number, Price, and Stock No.

ULTRA LOW LEAKAGE

Table listing Ultra Low Leakage components with columns for Part Number, Price, and Stock No.

COMPUTER GRADE

Table listing Computer Grade components with columns for Part Number, Price, and Stock No.

TANTALUM BEAD ELECTROLYTICS

Table listing Tantalum Bead Electrolytics components with columns for Part Number, Price, and Stock No.

BI-POLAR

Table listing Bi-Polar components with columns for Part Number, Price, and Stock No.

CERAMIC PLATE

Table listing Ceramic Plate components with columns for Part Number, Price, and Stock No.

PRESCALER

Table listing Prescaler components with columns for Part Number, Price, and Stock No.

MINIATURE CERAMIC TRIMMERS

Table listing Miniature Ceramic Trimmers components with columns for Part Number, Price, and Stock No.

DISC CERAMIC

Table listing Disc Ceramic components with columns for Part Number, Price, and Stock No.

POLYESTER (C280 TYPE)

Table listing Polyester (C280 Type) components with columns for Part Number, Price, and Stock No.

POLYESTER (SIEMENS)

Table listing Polyester (Siemens) components with columns for Part Number, Price, and Stock No.

LEADLESS CERAMICS

Table listing Leadless Ceramics components with columns for Part Number, Price, and Stock No.

POLYSTYRENE

Table listing Polystyrene components with columns for Part Number, Price, and Stock No.

HIGH RIPPLE CAPACITOR

Table listing High Ripple Capacitor components with columns for Part Number, Price, and Stock No.

SILVER MICA

Table listing Silver Mica components with columns for Part Number, Price, and Stock No.

MICA UNCL30

Table listing Mica Uncl30 components with columns for Part Number, Price, and Stock No.

CERAMIC PLATE

Table listing Ceramic Plate components with columns for Part Number, Price, and Stock No.

POLYVARICON VARIABLES

Table listing Polyvaricon Variables components with columns for Part Number, Price, and Stock No.

DILECON CAPACITORS

JACKSON C80A

MICA UNCL30

CERAMIC TRIMMERS

MINIATURE CERAMIC TRIMMERS

Advertisement for Telemet directory: Consumer 0277-230909, Industrial 0277-231616, Telex 995194 AMBIT G, DATEL 0277-232628.

Advertisement for Ambit international: 200 North Service Road, Brentwood, Essex, CM14 4SG.

LASER DIODES

The subatomic goings-on at a p-n semiconductor junction can, in some materials, generate pulses of laser light. Peter Gatehouse explains how, and it'll disappoint anyone hoping to make a death-ray with a handful of 1N4148s.

Since the first lasers were born on the laboratory bench in 1960, when ruby and helium-neon devices were first set up, a vast spectrum (pun intended) of lasers has gradually been uncovered (or stumbled upon). There are now thousands of known laser lines; some materials can emit many different lines according to the energy levels between which laser action can occur. However, very few of these are convenient for use outside the laboratory as many require temperatures far below 0°C or use very exotic and troublesome materials.

The ruby laser is not obsolete, and some manufacturers are clearing their stock of these at reduced prices of several thousand pounds. It is an example of the solid-state laser, which, as its name suggests, has a solid laser material. A modern type is the neodymium laser which is a powerful and robust device and probably the most common solid-state laser, usually giving an infra-red output at 1060 nm at up to a few hundred watts power.

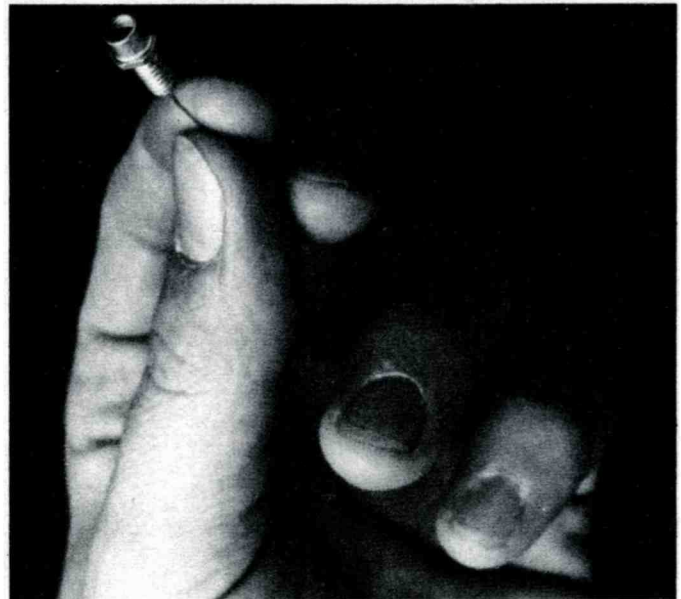
It's A Gas

There is no doubt that gas lasers are the most widely used. This is perhaps surprising as a gas is hardly as convenient to deal with as a solid, but gases have several endearing qualities: (usually) completely even distribution throughout a container; the ability to flow so the laser medium can be circulated to assist cooling; and they are far easier to prepare as a laser medium than solids, because for the latter highly pure and perfect crystals often need to be 'grown' and then cut and polished, which is expensive. Gas lasers fall into one of three groups, depending on what gives rise to the energy levels necessary to laser action. Energy levels of neutral atoms are used in one type, those of ions (atoms that have lost or gained one or more electrons) in another and the third employs the modes of vibration of molecules.

The output from a gas laser is of high quality and sometimes the efficiency (power output in the laser beam divided by the power fed in) is as high as 20% but usually only a fraction of a per cent is obtained (which is typical of lasers in general). Helium-neon gas lasers are in the first group: in the mixture of gases, helium is excited first, then transfers its energy to the neon which releases it in laser emission. Helium-neon lasers are sold by some electronics companies and you will find them in many school physics labs. They yield a high-quality continuous red beam which is difficult to use without producing the interference effects you can spend hours trying to discern with other sources of coherent light. At a cost of around £100-£200 (with a power supply) this is the only type of laser within reach of the (wealthy) amateur.

The Ion Age

The second group, ion lasers, will be found in any university physics lab, as they offer many different output



A typical infra-red emitting laser diode. The light is emitted through the clear window in the end.

frequencies. These are selected by placing a prism in the laser cavity which sends different frequencies in different directions and putting the end mirror of the cavity in the path of the desired frequency. Ion lasers also yield far more power than the first group (which can provide only milliwatts), giving many watts continuous output. Typical ion lasers are the argon and krypton lasers which between them can lase at various lines from 437 to 799 nm.

The third group, molecular vibration mode lasers, includes the carbon dioxide (CO₂) laser which is an extremely powerful and efficient device that yields infra-red lines near the 10600 nm 'atmospheric window' (ie the atmosphere does not absorb it, unlike most infra-red wavelengths). In continuous operation it can yield several kilowatts. Military scientists have shown much interest in this device and the Americans have recently built one into a large jet aircraft. The CO₂ laser may one day fairly soon bear the dubious honour of being the first weapon fired in space; on earth, it has less potential as a weapon, because, although the beam is not absorbed, it is spread and rendered ineffectual by the atmosphere.

Other devices include the dye laser which makes use of molecular energy levels. Electrons in many complex organic chemicals can orbit not just a single atom but an entire molecule or part of a molecule, and can absorb — or emit — light by shifting between different orbits of different energies; the bright colours of dyes occur as only certain wavelengths correspond to the energy differences by Planck's relation. The lasing material, the dye, is in solution in water or an alcohol and usually has to be excited by another laser. Because of the useful property of being tunable to any wavelength in broad bands of the

spectrum, dye lasers are becoming very popular in laboratories. Some chemical reactions release so much energy that laser action is possible with no external power supply; the reaction of hydrogen and fluorine is an example, though special conditions are required to achieve population inversion (more atoms in the excited state than the stable one and thus great potential for emission of photons).

Diode Lasers

These devices, which are basically p-n junctions (semiconductor diodes), have been around since 1962, when lasing took place in a GaAs p-n junction whose ends had been polished to form a cavity and which had an enormous current passed through it. The laser diode uses very heavily doped extrinsic semiconductors (Fig. 1). The energy diagram shows the **valence band** and **conduction band** separated by an energy gap called the **band gap**. The gap is too large to allow electrons to gain kinetic energy (ie move) as there are no unfilled energy levels energetically near enough to those containing the electrons; yet it is small enough for an electron which receives enough energy to occupy an energy level in the conduction band where it is free to move. Here we have an energy gap which an electron can cross if it receives a large enough kick in the form of thermal vibrations in the crystal lattice — or by a photon with an energy sufficient to supply the band-gap energy to the electron.

In the p-region of the diode, an impurity which has energy levels (without any electrons in them) just above the valence band has been diffused into the semiconductor. Electrons in the valence band are easily excited by even weak thermal vibration and acquire more energy ie move up into the level marked 'a' for acceptor. This leaves **holes** in the *valence* band, so forming a p-type semiconductor in which the holes move under the influence of an electric field (conduction). Similarly, in the n-region an impurity whose occupied energy levels are marginally below the *conduction* band can **donate** electrons into the conduction band where they are free to acquire kinetic energy as before.

Thus, in the n-region of this heavily-doped crystal of a semiconductor there are many electrons in the conduction band, and in the p-region many holes. Now apply a voltage as marked; holes 'enter' the lattice at A (actually, electrons leave the lattice at A which amounts to precisely the same thing), and electrons enter at K, as holes and

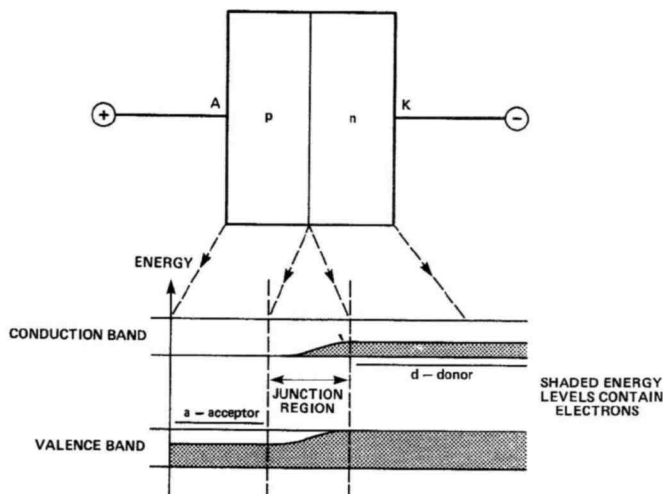


Fig. 1 Schematic of energy levels and occupancy across a p-n junction.

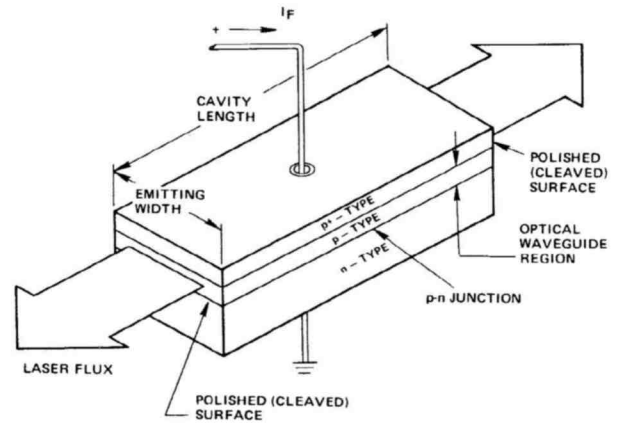


Fig. 2 Typical injection laser diode structure.

electrons move into the junction region. These electrons and holes are injected into the same physical space in the lattice, the junction between the p-region and the n-region (giving rise to the name injection laser) with the electrons all having virtually the same amount of energy *more* than the holes. The excitation of electrons by photons (mentioned before) is reversed as free electrons 'fall' into the holes in mutual annihilation; the electron is no longer active in the conduction band and there is one less hole active in the valence bands — they are replaced as described above. In moving from the conduction band to the valence band, each electron releases the bandgap energy as a photon. Light is emitted from the junction region: all of it has exactly the same wavelength.

This diode is nothing more than an LED! To obtain laser action, **population inversion** must be achieved. That is, there must be more electrons in the conduction band ready to drop down to the valence band than there are in the valence band able to be promoted to the conduction band. In an LED, conduction band electrons decay spontaneously to the valence band. The photon emitted can do two things that are of interest to us: it can *stimulate* the emission of another photon of exactly the same frequency and, what's more, in phase with the first, provided it encounters another electron in the valence band at the right moment; or it can be absorbed, and in doing so promote another electron to the conduction band. The first of these processes is what gives rise to laser action; the second is what prevents it from occurring, and the way that this is avoided is by creating a population inversion, so that the first is more likely than the second.

In a laser, **stimulated emission** gives rise to the coherent light output; to turn the LED into a laser diode you need an enormous rate of injection of electrons so that there are plenty of them available for stimulated emission; this takes a very large current. When the current through a laser diode is increased, stimulated emission takes over and laser action takes place as a few photons give rise to an entire output of the same frequency and phase. The cavity is needed to reflect at least some photons back into the junction region so that the avalanche is **CONTINUOUS**. Unless the diode gets too hot, this emission can continue for as long as you apply a current.

The acronym laser stands for **Light Amplification by the Stimulated Emission of Radiation**: the avalanche is precipitated by perhaps a single photon and the frequency and phase of that photon are (ideally) reproduced in the output of many millions of photons. This process is more familiar under the name amplification!

The Real Laser Diode

These do exist; please don't try to turn any LEDs into laser diodes (as I once did). RCA manufacture a range of infra-red laser diodes which are available in this country (the photograph shows one of this range). I have yet to find any manufacturer of visible-light laser diodes, though these have been set up in laboratories. Most laser diodes have to be operated in pulses of less than 1% duty factor; the 'large' current mentioned before to obtain laser action, called the threshold current, is responsible for this as it causes immense heating. A typical device needs a current of 36 A to lase, emitting at a rate of 20 W during a pulse. That is a respectable power for a laser, but this only occurs during the pulses. The duty cycle reduces the effective output, for this device, to a few milliwatts. So, at present, laser diodes are somewhat disappointing - an invisible output which may be useful for remote-control applications (as sensors could hardly miss such enormous flashes), or for fiber-optics.

The p-n junction is only a few millimeters square and the junction is a few thousandths of an inch thick. At present, the output is not collimated, ie it isn't a beam of low divergence, and spreads out rapidly (divergence angles approach 20 degrees). The efficiency of laser diodes is good (for lasers) at around 10% and is improved by adding layers which channel the photons into the junction area, as they tend to move out into regions where population inversion has not occurred; these are called heterostructure diodes. Continuous operation at high power has been obtained at low temperatures (meaning in liquid nitrogen), and at low power (again in the infra-red) at room temperature in double heterostructure diodes at around 5 mW - no better

than the helium-neon laser. As demand is still low, these still cost about £100. Pulse-operated devices cost about £20 - but you need many hundreds of volts of power supply to drive that sort of current through! The low power and high divergence of the beam make the output harmless except at close range when the eye can be damaged as with all lasers.

The Future

Industry is slowly picking up on the laser diode, and this should speed the availability and flow of new devices. The laser diode is a favourite for fibre optics; the pressure is on to develop reliable continuous operation cheaply as it is really very easy to modulate laser diode output. Visible devices will occur soon with any luck, and in the distant future we may see the exotic devices such as frequency doubling crystals, electro-optic switches, beam deflection systems which are solid-state etc, all of which would doubtless find many applications outside the laboratories and military research centres - just as the laser itself did.

Data on laser diodes and many other electro-optic devices can be obtained from Norbain Electro Optics Ltd, Emitter and Sensors Division, Norbain House, Arkwright Road, Reading, Berks RG2 0LT. Anyone interested in lasers might find 'Lasers and their applications' by M. J. Beesley (published by Taylor & Francis Ltd) interesting. We would like to thank RCA Ltd for their kind permission to reproduce Fig. 2.

BRADLEY MARSHALL LTD.

SPECIALIST ELECTRONIC COMPONENT DISTRIBUTORS

1983 CATALOGUE NOW AVAILABLE

SEND LARGE SAE + 75p TO ADDRESS BELOW

CRIMSON ELEKTRIK



PROFESSIONAL AMPLIFIER MODULES
NOW AVAILABLE OVER THE COUNTER!

NEW TELETEXT KIT NOW AVAILABLE
WITH PRESTEL ADAPTER (OPTIONAL EXTRA)
BASIC KIT £120

PRODUCTS ABOVE AS FEATURED IN RECENT
ELECTRONIC EXHIBITIONS

VELLEMAN KITS

HIGH PRECISION STOPWATCH	K615	£43.13
DIGITAL THERMOMETER	K2557	£26.57
INFRA RED DETECTION SYSTEM	K2549	£10.63
ELECTRIC DRILL SPEED CONTROL	K2577	£7.59

(Prices incl. of VAT)


PLUS MANY MORE KITS IN STOCK - PLEASE CALL AT ADDRESS BELOW TO SEE DISPLAYS

COMPUTER CHIPS NOW AVAILABLE


Z80A CPU	£3.20	Z80A P10	£3.20
Z80A CTC	£3.20	2732 300NS	£7.50
Z80A P10	£3.20	2764 300NS	£11.00

PRICES EXCLUSIVE OF VAT

OFFICIAL TEXAS INSTRUMENT SUPPLIER




PB6



PB100



NEW & FREE FROM GSC



NEW AND FREE FROM GSC.

NEW an exciting range of projects to build on the EXP300 breadboards.

NOW anybody can build electronic projects using "Electronics-by-numbers", its as "Easy as A, B, C with G.S.C!"

FREE project **MUSICAL DOORBELL OF THE 3RD KIND**

You've seen the film, now haunt your visitors with the tune!

Each time the doorbell is pushed the eerie tune plays out, then switches off to conserve battery power.

HOW DO YOU MAKE IT.

Our **FREE** project gives you clear "step-by-step" instructions. For example "take Resistor No.1 and plug it into hole numbers B45 and B47".

"Take IC No.1 and plug it into hole numbers E35 to E42 and F35 to F42, (pin 1 on the IC goes into F35)"

"Take. . ." Well! why not "clip-the-coupon" and get your **FREE** step-by-step instruction sheet and your **FREE** 12 projects with each EXP300 bought and your **FREE** catalogue and.

EXPERIMENTER BREADBOARDS

The largest range of breadboards from GSC
Each hole is identified by a letter/number system
EACH NICKEL SILVER CONTACT CARRIES A LIFE TIME GUARANTEE

All modular construction means that any Experimenter breadboard can be 'snap locked' together to build breadboards of any size



EXP325
The 'one chip' breadboard
Takes 8, 14, 16 and up to 22 pin IC's
Has 130 contact points including 2 bus bars



EXP350
The 'beginners breadboard'
For limited period you can have **FREE** 12 'Electronics by Numbers' PROJECTS

EXP300



The most 'widely bought' breadboard
Don't miss out on our 'NEW AND FREE' projects
They can be built on the EXP300

- EXP600**
The Hobbyist microprocessor' board
- EXP650**
The 'one chip microprocessor' board
- EXP4B**
'Snaps on' four extra bus bars
- PB6**
The ultimate breadboard kit
- PB100**
The most kit for the least money

NEW AND FREE FROM G.S.C. 24 HOUR SERVICE.

Tel (0799) 21682 with your Access, American Express, Barclaycard number and your order will be put in the post immediately

TO ORDER JUST CLIP THE COUPON

Experimenter Breadboards	Unit Price Inc. P & P + 15% VAT	Quantity Required
Exp 325	£ 3.16	
Exp 350	£ 4.88	
Exp 300	£ 8.05	
Exp 600	£ 9.48	
Exp 650	£ 5.75	
Exp 4B	£ 3.73	
PB 6	£13.80	
PB 100	£17.53	

NAME

ADDRESS

I enclose cheque/PD for £

Debit my credit card No.

Expiry date

Please send free catalogue Tick Dept. 9P

GLOBAL SPECIALTIES CORPORATION



GSC Unit 1, Shire Hill Ind. Estate
Saffron Walden, Essex CB11 3AQ
Telephone (0799) 21682 Telex 817477

MIDWICH COMPUTER COMPANY LIMITED

FAST EX-STOCK DELIVERY OF MICROCOMPUTER COMPONENTS AT UNBEATABLE PRICES

MIDWICH NOW APPOINTED OFFICIAL ACORN BBC MICRO DEALER

MEMORY UPGRADE FOR SPECTRUM

★Increases Memory to 48K
★Just Plugs in
★Suitable for Later Blue Keyboard Machines only

Er-stock **29.95**

BBC Microcomputer Upgrades

- *Memory Upgrade (BBC1) **18.00**
- *Printer & User I/O kit (BBC2) **7.80**
- *F Disc interface inc DOS (BBC3) **70.00**
- *Analogue input kit (BBC4) **6.70**
- *Serial I/O & RGB kit (BBC5) **7.25**
- *Expansion bus & tube kit (BBC6) **5.95**
- *Printer cable inc Amphenol plug (not assembled) (BBC21) **13.00**
- *User port connector & cable (BBC22) **2.00**
- *Analogue input plug & cover (BBC24) **2.25**
- *5 pin DIN plug for serial port (BBC111) **0.80**
- *6 pin DIN plug for RGB int (BBC109) **0.80**
- *7 pin DIN plug for cassette (BBC141) **0.80**
- *Connector for bus & cable (BBC56) **3.50**
- *Single disc drive (I/O) (BBC31) **225.00***
- *Dual disc drives (BBC32) **375.00***
- Teletext Receiver (200K) (BBC71) **144.34****
- Prestel receiver (BBC72) **80.00****
- *Games Paddles (per pair) (BBC45) **11.30**

*Prices on these items are likely to change please contact sales office before ordering.
As some items are on extended delivery from Acorn please check availability before ordering items marked**.

ACORN/MSOFT FOR THE BBC MICROCOMPUTER

- Graphs & charts on the BBC Micro (AC122) **7.50**
- Graphs & Charts Cassette (AC123) **7.50**
- Algebraic manipulation pk (AC124) **8.85**
- Forth on BBC Micro (AC125) **7.50**
- Forth pack (AC126) **14.85**
- Lisp on BBC Micro (AC127) **7.50**
- Lisp pack (AC128) **14.85**
- Games-Philosophers quest (AC129) **8.85**
- Games-Defender (AC130) **8.85**
- Games-Monster (AC131) **8.85**
- Games-Snapper (AC132) **8.85**

NEW EPROM PROGRAMMER FOR BBC MICROCOMPUTER

- * Programs 2516, 2716, 2532, 2732 Industry Standard EPROMS
 - * No external power supply required
 - * Plugs straight into expansion socket
 - * Easy to use
 - * Includes all Software required
- EPROM Programmer (Kit) **49.95**
EPROM PROGRAMMER (Assembled) **57.95**

ACORN & BBC MICRO COMPONENTS

- DS3691N **4.50**
- DS88LS120N **4.50**
- 2114 Low Power **0.80**
- 200rs **2.25**
- 4516/4816 100rs **2.48**
- 6522 **2.90**
- 74LS244 **0.50**
- 74LS245 **0.80**
- 81LS97 **0.80**
- DP8304 **4.50**
- 20 way Right Angle **2.48**
- 26 way Right Angle **3.24**
- 34 way Right Angle **3.80**
- 15 way Right Angle **3.50**
- 0.5 SKT

NEW GAMES PADDLES FOR BBC MICRO, DRAGON 32, Z801*, AND SPECTRUM* EX-STOCK

*Requires controller (see below)



BBC Micro **11.30/Pair**
Z801, Spectrum*, Dragon 32 **6.95/Each**

Games Paddle Controller for Z801 and Spectrum

- * Very High Speed Operation Possible
- * Plugs into Z801/Spectrum Expansion Bus
- * Connector provided for Ram Pack Printer

Paddle Controller Kit **14.95**
Ass **18.95**

Please specify Z801 or Spectrum when ordering.

NEW CATALOGUE NOW AVAILABLE

Please send **0.25** + SAE.

SPECIAL OFFERS

- Z80ACPU **3.45**
- 6522 **2.90**
- UPD7002 **4.35**
- DP8304 **4.50**
- 4164MTI **3.90**
- 2732 450ns **2.90**
- 2532 450ns **2.90**

Device	Price
Z80 FAMILY	
Z80CPU	2.95
Z80ACPU	3.45
Z80CTC	2.64
Z80ACTC	2.95
Z80ADART	5.70
Z80ADAMA	11.95
Z80PIO	2.75
Z80APIO	2.95
Z80ASIO-0	11.99
Z80ASIO-1	11.99
Z80ASIO-2	11.99
MK3886	11.00
MH886-4	14.47
Z80BCPU	7.15
Z80BCTC	7.15
Z80BPIO	7.15
Z80BS10-0	23.87
Z80BS10-1	23.82
Z80BS10-2	23.82

8800 FAMILY

- 6800 **2.99**
- 6802 **3.49**
- 6803C **12.10**
- 6809 **8.45**
- 6810 **1.12**
- 6821 **1.20**
- 6840 **3.95**
- 6845 **0.75**
- 6850 **1.40**
- 6880 **1.07**
- 6887 **0.80**
- 88488 **8.11**
- 6875 **0.80**
- 6843 **13.99**
- 68800 **8.30**
- 68809 **10.11**
- 68821 **2.29**
- 68810 **2.00**
- 68840 **4.70**
- 68850 **2.86**

6500 FAMILY

- 6502 **3.45**
- 6520 **2.90**
- 6532 **5.95**

8080 FAMILY

- 8085A **4.40**
- 8212 **1.55**
- 8216 **0.60**
- 8251A **3.19**
- 8255A **2.95**
- 81LS95 **0.90**
- 81LS97 **0.90**
- 81LS98 **0.90**
- 81Z6A **1.20**
- 81Z8A **1.20**
- 8195 **1.35**
- 8197A **1.35**
- 8198 **1.45**

DATA CONVERTERS

- ZN425 **3.45**
- ZN426 **3.00**
- ZN427 **5.99**
- ZN428 **4.75**
- ZN429 **2.10**
- ZN432 **13.00**
- ZN433 **25.90**
- ZN435 **4.40**
- UPD7002 **4.35**
- ZN447 **72.9**
- ZN448 **5.40**
- ZN449 **2.55**
- ZN440 **56.83**

FLOPPY DISC CONTROLLERS

- 8271 **37.50**
- FD1771 **14.75**
- FD1791 **21.75**
- FD1793 **22.75**
- FD1795 **27.75**
- FD1797 **27.75**
- WD1691 **10.87**
- WD2143 **5.77**

MISC SUPPORT CHIPS

- AY3-1015 **2.90**
- AY3-1270 **7.95**
- AY3-8910 **5.90**

MEMORIES

- 2114 Low Power **0.80**
- 200rs **2.78**
- 2708 450ns **2.10**
- 2716 450ns **2.10**
- 2716 350ns (+SW) **3.50**
- 2716 450ns **5.95**
- 2732 350ns 3 Rail **4.40**
- 2732 450ns **2.90**
- 2532 450ns **2.90**
- 2564 450ns **0.90**
- 2764 450ns **0.90**

NEW VOLTAGE REFERENCES

- ZN404 245V **0.49**
- ZN423 125V **1.00**
- ZN458 245V **1.00**
- ZN Ref 025 249V **1.80**
- ZN Ref 040 410V **1.80**
- ZN Ref 062 617V **1.80**
- ZN Ref 100 1.96V **2.50**

DMM CHIPS

- ZN450E **7.81**
- ZN450 KIT **17.35**

LINEARS

- LM301AN **0.25**
- LM308N **0.80**
- LM311N **0.30**
- LM319N **2.14**
- LM324N **0.30**
- LM348N **0.50**
- LM555N **0.10**
- LM556CN **0.45**
- LM741 (8 PIN) **0.14**
- LM747CN **0.84**
- LM748 (8 PIN) **0.34**
- LM725CN **3.20**

REGULATORS

- 7805 **0.39**
- 7812 **0.39**
- 7815 **0.39**
- 7818 **0.29**
- 78L12 **0.29**
- 78L15 **0.29**
- 78L18 **0.29**
- 7915 **0.55**
- 7912 **0.55**
- 7915 **0.55**
- LM309K **0.99**
- LM317K **3.20**
- LM323K **4.95**
- LM338K **5.75**

WVF MODULATORS

- 6MHzUM1111 **3.70**
- 8MHzUM1233 **4.40**
- 4527 **0.84**
- 4528 **0.89**
- 4529 **0.89**
- 4530 **0.89**
- 4541 **0.89**
- 4543 **0.78**
- 4544 **2.44**
- 4553 **2.44**
- 4555 **0.50**
- 4556 **0.50**
- 4585 **0.78**

WVF Other devices available

- 74LS SERIES
- 00 **0.10**
- 01 **0.11**
- 02 **0.11**
- 03 **0.11**
- 04 **0.11**
- 05 **0.11**
- 08 **0.11**
- 09 **0.11**
- 10 **0.11**
- 11 **0.13**
- 12 **0.11**
- 13 **0.15**
- 14 **0.29**
- 15 **0.12**
- 20 **0.12**
- 21 **0.12**
- 22 **0.12**
- 26 **0.12**
- 386 **0.34**
- 390 **0.40**
- 393 **0.12**
- 629 **0.12**

NEW FLOPPY DISC DRIVES

- 4116 150rs **0.85**
- 4116 200rs **0.75**
- 4118 150rs **3.98**
- 4164 200rs TL **3.98**
- 4164 200rs NEC **3.98**
- 4516/4816 100rs **2.90**
- 5516 260c **0.39**
- 6116 P3 150rs **3.85**
- 6116 LP3 150rs **5.75**

SPECIAL LOW PRICES FOR QUANTITIES

- Device
- 32 **0.12**
- 33 **0.12**
- 37 **0.12**
- 40 **0.12**
- 40 **0.12**
- 42 **0.27**
- 47 **0.34**
- 48 **0.45**
- 49 **0.80**
- 51 **0.14**
- 54 **0.14**
- 55 **0.15**
- 73 **0.18**
- 74 **0.18**
- 75 **0.19**
- 76 **0.19**
- 78 **0.24**
- 83 **0.34**
- 85 **0.47**
- 86 **0.15**
- 90 **0.28**
- 91 **0.80**
- 92 **0.31**
- 93 **0.25**
- 95 **0.54**
- 109 **0.27**
- 112 **0.20**
- 113 **0.44**
- 114 **0.59**
- 122 **0.77**
- 123 **0.84**
- 125 **0.84**
- 126 **0.58**
- 132 **0.98**
- 136 **0.29**
- 138 **0.27**
- 139 **0.15**
- 145 **0.14**
- 148 **0.14**
- 151 **0.19**
- 153 **0.14**
- 155 **0.14**
- 156 **0.45**
- 157 **0.25**
- 159 **0.29**
- 160 **0.35**
- 162 **0.20**
- 163 **0.84**
- 164 **0.51**
- 165 **0.25**
- 166 **0.89**
- 173 **0.38**
- 174 **1.29**
- 175 **0.45**
- 181 **0.44**
- 181 **0.90**
- 190 **0.36**
- 191 **0.44**
- 192 **0.44**
- 193 **0.54**
- 194 **0.39**
- 195 **0.29**
- 196 **0.45**
- 197 **0.45**
- 221 **1.24**
- 240 **0.55**
- 241 **0.85**
- 242 **0.84**
- 243 **0.84**
- 244 **0.89**
- 245 **0.78**
- 247 **2.44**
- 248 **0.40**
- 249 **0.89**
- 251 **0.29**
- 253 **0.30**
- 257 **0.34**
- 258 **0.35**
- 259 **0.57**
- 261 **1.85**
- 266 **0.19**
- 273 **0.59**
- 279 **0.59**
- 283 **0.29**
- 290 **0.57**
- 293 **0.40**
- 365 **0.29**
- 366 **0.29**
- 367 **0.29**
- 368 **0.30**
- 373 **0.59**
- 374 **0.84**
- 377 **0.89**
- 378 **0.45**
- 379 **0.25**
- 386 **0.34**
- 390 **0.40**
- 393 **0.12**
- 629 **0.12**

NEW DATASHEETS & DATABOOKS

- MEMORIEZ DATA **0.50**
- 2114 **1.10**
- 2708 **1.10**
- 2716 **1.10**
- 2716 3 rail **1.00**
- 2732 **1.40**
- 6116 **0.80**
- 2532 **0.90**
- 4116 **1.10**
- 4118 **0.80**
- 4164 (T) **1.80**
- 4164 NEC **1.80**
- 4816 **0.80**
- 5516 **1.10**

NEW FLOPPY DISC DRIVES

- SCHUGART SA 200 Single Unceased 40-Track single sided **122.00**

Device Price

- Device
- 32 **0.12**
- 33 **0.12**
- 37 **0.12**
- 40 **0.12**
- 40 **0.12**
- 42 **0.27**
- 47 **0.34**
- 48 **0.45**
- 49 **0.80**
- 51 **0.14**
- 54 **0.14**
- 55 **0.15**
- 73 **0.18**
- 74 **0.18**
- 75 **0.19**
- 76 **0.19**
- 78 **0.24**
- 83 **0.34**
- 85 **0.47**
- 86 **0.15**
- 90 **0.28**
- 91 **0.80**
- 92 **0.31**
- 93 **0.25**
- 95 **0.54**
- 109 **0.27**
- 112 **0.20**
- 113 **0.44**
- 114 **0.59**
- 122 **0.77**
- 123 **0.84**
- 125 **0.84**
- 126 **0.58**
- 132 **0.98**
- 136 **0.29**
- 138 **0.27**
- 139 **0.15**
- 145 **0.14**
- 148 **0.14**
- 151 **0.19**
- 153 **0.14**
- 155 **0.14**
- 156 **0.45**
- 157 **0.25**
- 159 **0.29**
- 160 **0.35**
- 162 **0.20**
- 163 **0.84**
- 164 **0.51**
- 165 **0.25**
- 166 **0.89**
- 173 **0.38**
- 174 **1.29**
- 175 **0.45**
- 181 **0.44**
- 181 **0.90**
- 190 **0.36**
- 191 **0.44**
- 192 **0.44**
- 193 **0.54**
- 194 **0.39**
- 195 **0.29**
- 196 **0.45**
- 197 **0.45**
- 221 **1.24**
- 240 **0.55**
- 241 **0.85**
- 242 **0.84**
- 243 **0.84**
- 244 **0.89**
- 245 **0.78**
- 247 **2.44**
- 248 **0.40**
- 249 **0.89**
- 251 **0.29**
- 253 **0.30**
- 257 **0.34**
- 258 **0.35**
- 259 **0.57**
- 261 **1.85**
- 266 **0.19**
- 273 **0.59**
- 279 **0.59**
- 283 **0.29**
- 290 **0.57**
- 293 **0.40**
- 365 **0.29**
- 366 **0.29**
- 367 **0.29**
- 368 **0.30**
- 373 **0.59**
- 374 **0.84**
- 377 **0.89**
- 378 **0.45**
- 379 **0.25**
- 386 **0.34**
- 390 **0.40**
- 393 **0.12**
- 629 **0.12**

NEW DATASHEETS & DATABOOKS

- MEMORIEZ DATA **0.50**
- 2114 **1.10**
- 2708 **1.10**
- 2716 **1.10**
- 2716 3 rail **1.00**
- 2732 **1.40**
- 6116 **0.80**
- 2532 **0.90**
- 4116 **1.10**
- 4118 **0.80**
- 4164 (T) **1.80**
- 4164 NEC **1.80**
- 4816 **0.80**
- 5516 **1.10**

NEW FLOPPY DISC DRIVES

- SCHUGART SA 200 Single Unceased 40-Track single sided **122.00**

Device Price

- Device
- 32 **0.12**
- 33 **0.12**
- 37 **0.12**

COMPUTER WAREHOUSE

THE 'ALADDIN'S' CAVE OF COMPUTER AND ELECTRONIC EQUIPMENT

HARD DISK DRIVES

Fully refurbished Diablo/DRE Series 30 2.5 mb hard disk drive for DEC RK05, NOVA, TEXAS etc.
Front load £550.00 - Top load £295.00
PSU type ME3029 for 2 drives £125.00
DRE 44A/4000A/B 10 mb 5+5 all configurations from £995.00. Call sales office for details.

5 AMP MAINS FILTERS

Cure those unnerving hang ups and data glitches caused by mains interference. Matchbox size - Up to 5 amp 240 v load. As recommended by the ZX81 newsletter. Suppression Devices SD5A £5.95.

DISTEL ©

The UK's FIRST free of charge, 24 hr. public access data base. Get information on 1000's of stock items and order via your computer and credit card. On line now, 300 baud. CCITT tones, full duplex, fully interactive.

**DON'T MISS THOSE BARGAINS
CALL NOW, IT'S FREE!**
7 days per week 24 hrs. per day
01-683 1133

COMPUTER 'CAB'

All in one quality computer cabinet with integral switched mode PSU, Mains filtering, and twin fan cooling. Originally made for the famous DEC PDP8 computer system costing thousands of pounds. Made to run 24 hours per day the PSU is fully screened and will deliver a massive +5v DC at 17 amps, +15v DC at 1 amp and -15v DC at 5 amps. The complete unit is fully enclosed with removable top lid, filtering, trip switch, 'Power' and 'Run' LEDs mounted on All front panel, rear cable entries, etc. etc. Units are in good but used condition - supplied for 240v operation complete with full circuit and tech. man. Give your system that professional finish for only £49.95 + Carr. Dim. 19" wide 16" deep 10.5" high. Suitable area 16" w 10.5" h 11.5" d. Also available LESS PSU with internal dim. 19" w, 16" d, 10.5" h, £19.95. Carriage & insurance £9.50.

COOLING FANS

Keep your hot parts COOL and RELIABLE with our range of BRAND NEW professional cooling fans.
ETRI 99XU01 Dim. 92 x 92 x 25 mm. Miniature 240 v equipment fan complete with finger guard. £9.95.
GOULD JB-3AR Dim. 3" x 3" x 2.5" compact very quiet running 240 v operation. NEW £6.95
BUHLER 69.11.22. 8-16 v DC micro miniature reversible fan. Uses a brushless servo motor for extremely high air flow, almost silent running and guaranteed 10,000 hr life. Measures only 62 x 62 x 22 mm. Current cost £32.00. OUR PRICE ONLY £12.95 complete with data.
MUFFIN-CENTAUR standard 4" x 4" x 1.25" fan supplied tested EX EQUIPMENT 240 v at £6.25 or 110 v at £4.95 or BRAND NEW 240 v at £10.50. 1000's of other fans Ex Stock. Call for Details. Post & Packing on all fans £1.60

8" FLOPPY DISK DRIVES



Unbelievable value the DRE 7100 8" floppy disk drives utilise the finest technology to give you 100% bus compatibility with most drives available today. The only difference being our PRICE and the superb manufacturing quality! The 7100 single sided and 7200 double sided drive accept hard or soft sectoring IBM or ANSI standard formats giving a massive 0.8 MB (7100) 1.6 MB (7200) of storage. Absolutely SHUGART, BASF, SIEMANS etc. compatible. Supplied BRAND NEW with user manual and full 90 day warranty. Carriage and insurance £9.75.
7100 Single sided £225.00 + Carr. 7200 Double sided £295.00 + Carr.
Optional accessories: Full technical manual £20.00 alone. £10.50 with drive. Refund of difference on drive purchase. DC and AC power connector and cable kit £8.45. 50 way IDC connector £5.50. 50 way ribbon cable £3.20 per metre.

VIDEO MONITORS

MOTOROLA 9" open chassis monitor. Standard 240 v AC with composite 75 ohm video input, bandwidth in excess of 18 mhz. Monitors are ex equipment and although unguaranteed they are all tested prior to despatch, and have no visible burns on the screens. Dim approx. 9" x 9" x 9". Supplied complete with mains and input lead. Ideal ZX81 etc. or giving the tele back to the family! Black and white phosphor. £35.00 + £9.00 Carr.

12" CASED. Made by the British KGM Co. Designed for continuous use as a data display station, unit is totally housed in an attractive brushed aluminium case with ON-OFF, BRIGHTNESS and CONTRAST controls mounted to one side. Much attention was given to construction and reliability of this unit with features such as, internal transformer isolated regulated DC supply, all components mounted on two fibre glass PCB boards - which hinge out for ease of service, many internal controls for linearity etc. The monitor accepts standard 75 ohm composite video signal via SO239 socket on rear panel. Bandwidth of the unit is estimated around 20 Mhz and will display most high def graphics and 132 x 24 lines. Units are secondhand and may have screen burns. However where burns exist they are only apparent when monitor is switched off. Although unguaranteed all monitors are tested prior to despatch. Dimensions approx. 14" high x 14" wide by 11" deep. Supplied complete with circuit. 240 volt AC operation. **ONLY £45.00 PLUS £9.50 CARR.**

14" COLOUR superb chassis monitor made by a subsidiary of the HITACHI Co. Inputs are TTL RGB with separate sync. and will plug direct into the BBC micro etc. Exceptional bandwidth with good 80 col definition. Brand new and guaranteed. Complete with full data & circuit. 240 v AC working. Dim. 14" x 13" x 13". **ONLY £199.00 PLUS £9.50 CARR.**

SUPER DEAL? NO - SUPER STEAL!!

The FABULOUS 25CPS TEC Starwriter Daisy wheel printer at a fraction of its original cost.

BRAND-NEW AT ONLY £499 + VAT



Made to the very highest spec, the TEC Starwriter FP1 500-25 features a heavy duty die cast chassis and DIABLO type print mechanism giving superb registration and print quality. Micro-processor electronics offer full DIABLO/QUIME compatibility plus Bi directional printing, 10 or 12 pitch, 136 or 163 chars per line, full width 381 mm friction or single sheet paper, - order now or call sales office for more information and print sample. Please specify RS232 or CENTRONICS interface. Supplied complete with FREE dust cover and daisy wheel. Optional extras: RS232 data cable £10.00 - Tech. manual £7.50. Carriage & Ins. (UK) £12.50. - Tractor feed option £120.00

TELETYPE ASR33 I/O TERMINALS

FROM £195 + CAR. + VAT
Fully fledged industry standard ASR33 data terminal. Many features including ASCII keyboard and printer for data I/O auto data detect circuitry. RS232 serial interface. 110 baud, 8 bit paper tape punch and reader for off line data preparation and ridiculously cheap and reliable data storage. Supplied in good condition and in working order
Options: Floor stand £12.50 + VAT
KSR33 with 20ma loop interface £125.00 + Sound proof enclosure £25.00 + VAT

SOFTY 2

The amazing SOFTY 2. The complete "toolkit" for the open heart software surgeon. Copies, Displays, Emulates ROM, RAM and EPROMS of the 2516, 2532 variety. Many other features include keyboard, UHF modulator. Cassette interface etc. Functions exceed capabilities of units costing 7 times the price! Only **£169.00** pp £1.95 Data sheet on request

RECHARGEABLE BATTERIES

CYCLON type D001 sealed lead acid maintenance free 2v 2.5 ah will deliver over 300 amps on short circuit!! Brand new at only £2.95
SAFT VR2C size 'C' 1.2v 2 ah. nickel cadmium £1.50 each 10 for £11.50

DATA MODEMS

Join the communications revolution with our range of EX TELECOM data modems. Made to most stringent spec and designed to operate for 24 hrs per day. Units are made to the CCITT tone spec. With RS232 i/o levels via a 25 way 'D' skt. Units are sold in a tested and working condition with data. Permission may be required for connection to PO lines.
MODEM 13A compact, async, same size as telephone base. Up to 300 baud, full duplex over 2 wires, but call mode only £75.00
MODEM 2B/C Fully fledged, up to 300 baud async, ANSWER & CALL modes, auto answer, auto switching, ideal networks etc. Just 2 wire connection to comms line. £85.00
MODEM 20-1 Compact unit for use with PRESTEL or full duplex 2 wire link. 75 baud transmit - 1200 baud receive. Auto answer. £130.00
MODEM 20-2 same as 20-1 but 75 baud receive 1200 baud transmit. £130.00
MODEM 20-3 Made for data rates up to 1200 baud in full duplex mode over 4 wire circuit or half duplex mode over 2 wires. £130.00 Carriage, 13A £4.50. 2B/C & 20 £9.50. For more details contact sales office.

D.C. POWER SUPPLY SPECIALS

Experimentors PSU Ex-GPO unit all silicon electronics. Outputs give +5v @ 2 amps. +12v @ 800 ma. -12v @ 800 ma. +24v @ 350 ma. 5v @ 50 ma. floating. Dim 160 x 120 x 350 mm. All outputs fully regulated and short circuit proof. Removed from working equipment, but untested. Complete with circuit. Transformer guaranteed. Only **£14.50** + £2.50 pp.
CUSTOM POWER CO55 5v @ 3 amp. Very compact unit dim. approx 60 x 90 x 190 mm. Semi open chassis, full crowbar overvoltage protection. Tested Ex Equipment. **£11.95** + pp £1.25
MINI SYSTEM PSU Ex equipment unit ideal for the small micro. Outputs give 5v @ 3 amps. +12v @ 1 amp and -12v @ 300 ma. Crowbar overvoltage protection and current limit. Fully tested. Dim 70 x 165 x 320 mm. Complete with Circuit only **£12.95** + £2.00 pp.
PERIPHERAL SYSTEM SUPPLY. Fully cased unit supplied in a Brand new or little used condition. Outputs give 5v @ 11 amps, "+- 15-17v @ 8 amps. "- 15-17v @ 8 amps and "+- 24v @ 4 amps. All outputs are crowbar protected and the 5 volt output is fully regulated. Fan cooled. Supplied tested, with circuit. **£55.00** + £8.50 carr.
MAIN FRAME SUPPLY. A real beefy unit designed for MINI or MAINFRAME use outputs give 5 volts @ 50 amps. +12v @ 5 amps. -12v @ 10 amps. All output are fully regulated with crowbar overvoltage protection on the 5v output. Supplied with circuit and tested. Ex-Equip. 110v AC input. Only **£49.95** + carr. £10.50.

66% DISCOUNT ELECTRONIC COMPONENTS & EQUIPMENT

Due to our massive bulk purchasing programme which enables us to bring you the best possible bargains, we have thousands of I.C.'s, Transistors, Relays, Cap's, P.C.B.'s, Sub-assemblies, Switches, etc. surplus to our requirements. Because we don't have sufficient stocks of any one item to include in our ads, we are packing all these items into the "BARGAIN PARCEL OF A LIFETIME" Thousands of components at giveaway prices! Guaranteed to be worth at least 3 times what you play plus we always include something from our ads, for unbeatable value!! Sold by weight.

2.5kls £4.25 + pp £1.25
10kls £10.25 + pp £2.25
5kls £3.90 + pp £1.80
20kls £17.50 + pp £4.75

ALL PRICES PLUS VAT

SEMICONDUCTOR 'GRAB BAGS'

Mixed Semis amazing value contents include transistors, digital, linear, I.C.'s triacs diodes, bridge recs, etc. etc. All devices guaranteed brand new full spec. with manufacturer's markings, fully guaranteed, 50+ £2.95 100+ £5.15.
TTL 74 Series A gigantic purchase of an "across the board" range of 74 TTL series I.C.'s enables us to offer 100+ mixed "mostly TTL" grab bags at a price which two or three chips in the bag would normally cost to buy. Fully guaranteed all I.C.'s full spec. 100+ £6.90 200+ £12.30 200+ £19.50

OLIVETTI TE300 REDUCED TO CLEAR

Complete input output terminal with integral 8 hole paper tape punch and reader. Unit operates at 150 baud in standard ASCII. Ideal as a cheap printer for a MICRO etc. 120 columns, Serial data i/o. Supplied complete with 1150 cart, untested, unguaranteed **£65.00** + £11.50 carr.

DISPLAY ELECTRONICS

All prices quoted are for U.K. Mainland, paid cash with order in Pounds Sterling PLUS VAT. Minimum order value £2.00. Minimum Credit. Card order £10.00. Minimum BONA FIDE account orders from Government depts, Schools, Universities and established companies £70.00 Where post and packing not indicated please add 60p + VAT Warehouse open Mon-Fri 9.30 - 5.30. Sat. 10.15 - 5.30. We reserve the right to change prices and specifications without notice. Trade, Bulk and Export enquiries welcome.

64-66 Melfort Road, Thornton Heath, Near Croydon, Surrey
01-689 7702 - 01-689 6800 Telex 27924



ORGAN PART 2

In this month's trip through the Victory organ circuitry, we look at the lower keyboard and the filtering and envelope arrangements for the preset voices. Design by Richard Watts.

Before we start to talk about this month's circuitry, there are a few things to mention about last month's diagrams. For a start, some of the lettering dropped off Fig. 1 somewhere between the drawing board and the printers, so: the unmarked diodes by IC2a and IC2b are D4 and D5, while those by IC5c and IC5d are D11 and D12. The terminal marked PEDAL TRIGGER should also be labelled C5 and that marked MANUAL TRIGGER should also be labelled C7. C here denotes the switchbank controlling the automatic functions of the organ. The junction just below D7 should have a dot, ie it *is* a junction and not a crossing point.

In Fig. 2, pins 5 and 6 of IC9a should be linked together. In Fig. 3, the op-amp marked IC10 is actually IC10a, the other half appearing this month. Also, the label 'TO RHYTHM CIRCUIT' on IC12a pin 5 should be 'TO R127/128' (on Fig. 2 this month).

Finally, the number of letters and phone calls we've had in the last couple of weeks prove how popular this project is — what a shame we forgot to include a 'Buylines' last month! That's been rectified this time round. So, get out last month's ET1 — you'll need to refer to some of the circuits — and off we go with some more of How It Works.

The Lower Keyboard

The lower keyboard or manual uses an M108 IC (IC14), which operates in exactly the same way as the M208 but has one fundamental difference. Both ICs have the facility to operate as either a single 61-note keyboard or as a split keyboard, with the lower section able to perform the single finger chord function, amongst others. It is the size of this lower section that differs between the ICs. The M208 has a 17 key lower section and the M108 a 24 key lower section. The use of these ICs in their specific locations in the Victory organ is necessary to fulfil the total specification of the instrument.

Lower keyboard scanning is as for the upper keyboard except that the data input lines B1 to B5 are used. The circuitry comprising IC13, IC6e and Q5 which sits between the M108 B line inputs and the B line connections from

the keyboard is used to enable the keyboard data information to be transferred to alternative B inputs on the M108, and is necessary under certain switch settings to maintain constant pitch outputs from the lower keyboard.

In normal operation the audio outputs are taken from pin 17 through R98 to amplifier IC16a, from where they are taken to the passive filter network R129, R130, C51 and C52. This filter produces the lower keyboard melodia voice. The audio is also taken via R137 to the VCA IC19 which is used for the rhythm guitar voice. Control current for this IC is supplied from Q4 and C54 via R142. Q5 base receives negative-going pulses via C55 from the rhythm memory IC pin 8 (see next month). The decay rate of C54 and thus the length of decay on the rhythm guitar voice can be reduced on application of a low signal to the cathode of D37. This effectively discharges C54 through R145 and D37. This low signal is also provided by the rhythm memory IC. Without this low on D37 cathode, the discharge path for C54 is through R142 and the 3080E itself. The rhythm guitar voice is therefore not available without the rhythm unit on.

Switching of the lower keyboard voices is as for the upper voices and mixing is accomplished in IC16b. The output from the mixer is fed via R134, which is shorted out if Lower Manual Accent is selected, to R127 and the main mixer/amplifier.

Single finger chord is available on the lower keyboard and, when selected, outputs a complete four-note chord plus bass note when only one key is depressed. The four notes of the chord are output from pins 3-6 of IC14. The SFC selection takes point C1 high which turns on all the switch sections of IC15, thus connecting these outputs through to the voicing circuits. Point C1 also connects through D33 to pin 12 of IC7d which enables F7 via D16 to B6. This performs the keyboard split mentioned earlier and enables the lower section for its special functions.

The positive voltage at point C1 is also connected to pin 5 of IC2d, thus connecting F6 via D31 to B6. This gives the SFC instruction to IC14 and causes the chord contents to be output

to pins 3-6. The root note of the chord is available at pin 6, the third note at pin 5, the fifth at pin 4 and an octave to the root note at pin 3 (unless the 'seventh' feature is selected, in which case pin 3 outputs the 7th note).

Lower Manual Memory

Lower manual memory is also available by removing 0 V from point C3. This enables IC2c which connects F4 and F5 to B6 via D21 and D22 respectively. F4 latches the outputs of the upper section of the lower keyboard while F5 latches the outputs of the lower section of the lower keyboard. The bass note is latched at pin 7. If SFC and lower manual memory are both selected, bass audio is automatically selected to come from the lower keyboard since point C2 is disconnected from +12 V by the SFC switch. The bass trigger input point C6 must be connected to point C7 by selecting bass from the lower keyboard on the change-over switch. Since lower keyboard memory is being used and therefore keys are being played and then released, utilisation of the KPA signal from IC14 cannot be used to trigger the bass, otherwise it would be heard only when the key is held, and leaving the chord output less a bass note when the key is released. To overcome this, another output signal from the M108 is used.

This signal is called NPA and goes low whenever a memorised note is present in the accompaniment section ie the lower section of the keyboard when it is split. This low voltage is inverted by IC5c which is enabled by the state of point C10. The positive output from IC5c is passed via D11 to the bass trigger circuitry. This ensures that a memorised chord always has bass accompaniment.

If the SFC is de-selected while a chord is being memorised, the change at point C1 from +12 V to 0 V is coupled through C40 and D25 to pin 13 of IC2c. This momentarily disconnects F4 and F5 from B6, disabling the output latches and stopping the chord and bass outputs. If a note is now played on the lower keyboard it will be latched at the output pin 17. Up to four notes played simultaneously can be latched. The TDS output from the M108 is connected via

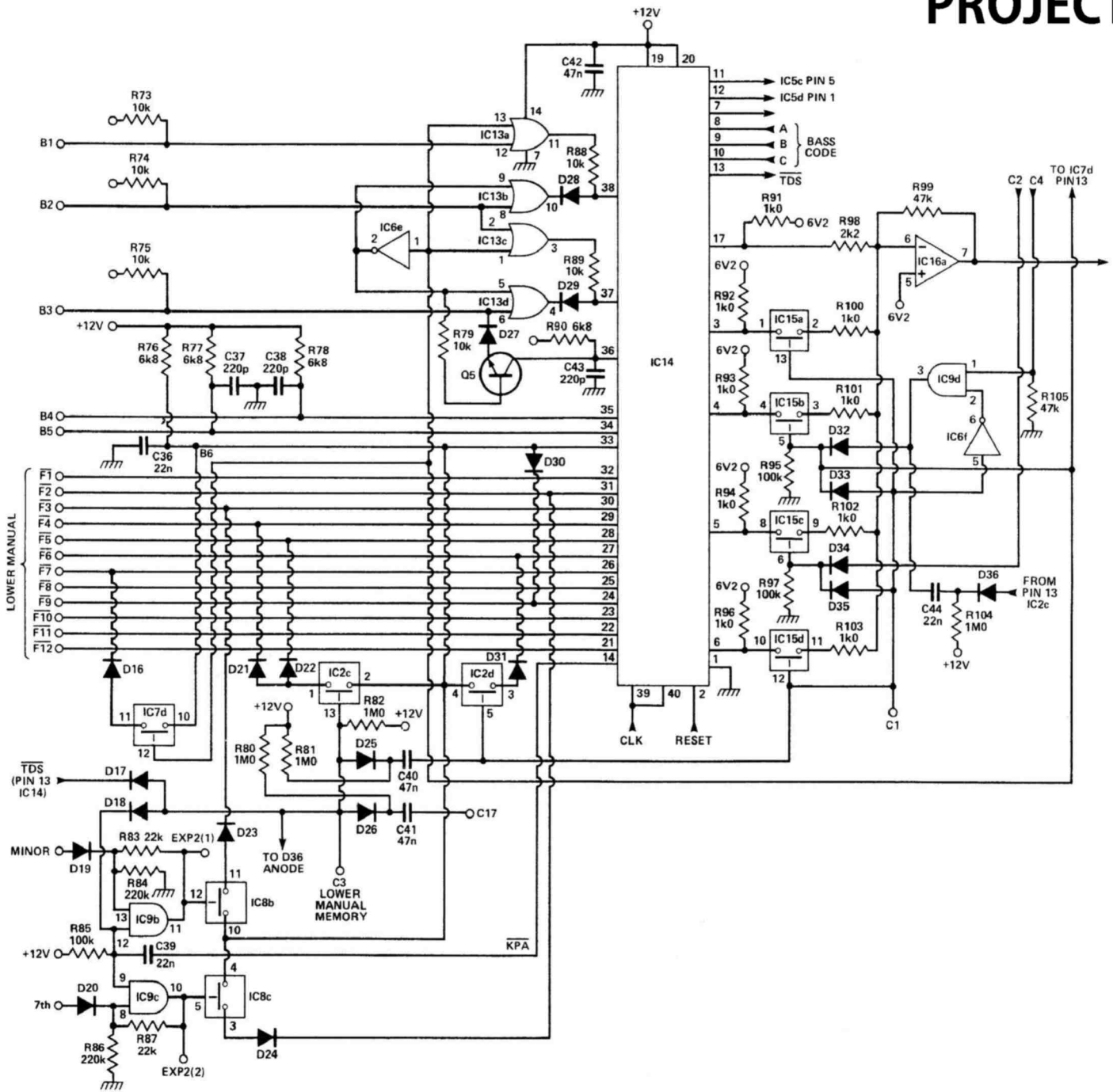


Fig. 1 Circuit diagram of the lower keyboard circuitry. The output from IC16a pin 7 passes to the circuit on the next page.

D17 to pin 13 of IC2c (the latch enable) to ensure that any previously latched note or notes are cancelled when the next is played.

A bass note corresponding to the leftmost or only note played will be output on pin 7. The enable for the split keyboard mode (connecting F7 to B6) to pin 12 of IC7d is supplied, when the SFC is off, by virtue of the fact that point C4 is high (bass from lower keyboard) and point C1 is low (SFC is off). This gives the AND gate IC9d high on both pins 1 and 2, giving a high at pin 3. This is connected via D32 to pin 12 of IC7d.

Back now to the situation with both SFC and lower keyboard memory

on. The chord can be modified to a minor (flattened third) or a seventh by use of the pedals which are disabled from their normal function by the SFC switch. Playing any black pedal (ie sharps and flats) causes +12 V to be connected through the second pole of the pedal switch via D19 to pin 13 of IC9b. Since the other input (pin 12) of this gate is held high by R85, the output pin 11 will go high, thus connecting F3 via D23 and IC8b to B6. This tells IC14 to change the chord being output to a minor. Since the output of the AND gate is connected back to its input by R83, the minor function remains latched on until another key is pressed to change the

chord, or the same key is pressed again. This causes the M108 to output a KPA pulse which is coupled through C39 to the AND gate input pin 12. This momentary low disables the AND gate and causes the newly played chord to be played as normal. Operation of the 7th modification to the chord is achieved by playing any brown pedal (naturals). The switching arrangement is the same as for minor except that F2 gets connected to B6.

Preset Voices

These voices (the piano, harpsichord, Hawaiian guitar, banjo and accordion) all use IC18, another 3080E operational transconductance amplifier

PROJECT

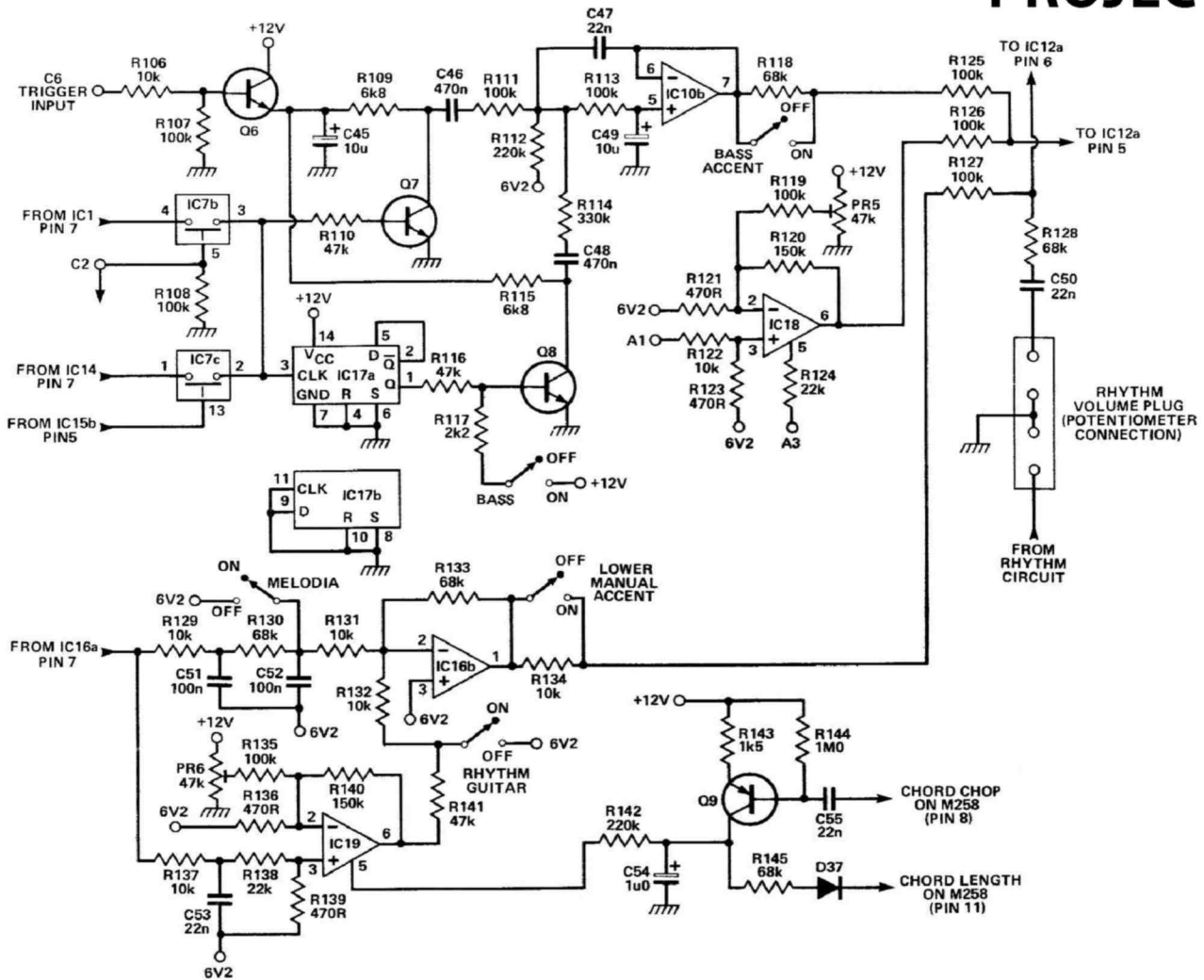


Fig. 2 The preset voicing circuitry. The rhythm volume plug allows the connection of a 25k logarithmic off-board potentiometer.

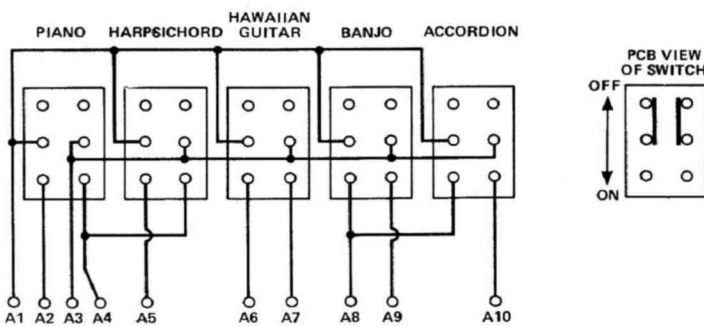


Fig. 3 The wiring for the preset voice switch bank.

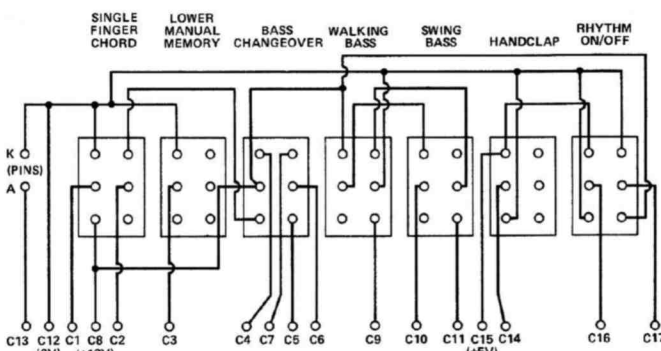


Fig. 4 The wiring for the automatic function switch bank.

configured as a VCA. The audio input is applied to the point A1 and the control envelope to the point A3. These points connect, through an edge connector, to the preset voice switch bank. As can be seen from Fig. 3, the selection of piano, harpsichord and Hawaiian guitar each connects an independent audio input to A1. The banjo and accordion select the same voice but considerably different envelopes.

The piano voice which connects to point A2 is actually a tap off the trombone voice via RS1. The amplitude envelope on A4 is also utilised by the harpsichord preset and operates as follows. When a key is depressed, the M208 (IC1), outputs a signal called (trigger decay solo) which, in common with KPS is active low, but unlike RPS does not remain low for the duration that the key is held. It is a pulse output of approximately 9 ms which is developed internally by the M208 and is output whenever a key is depressed, even if a previously depressed key is still held down. TDS is inverted by Q10 and applied to follower Q11 whose emitter connects to C56. It is the charge and discharge rate of C56 which determines the piano and harpsichord amplitude envelope.

PROJECT

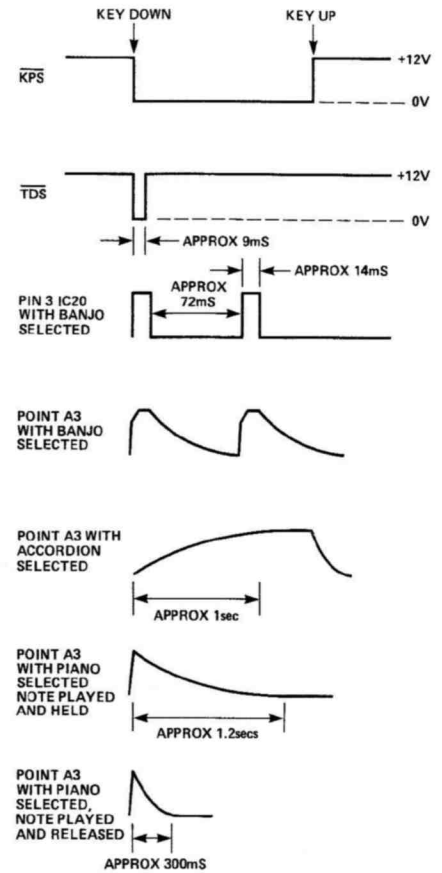
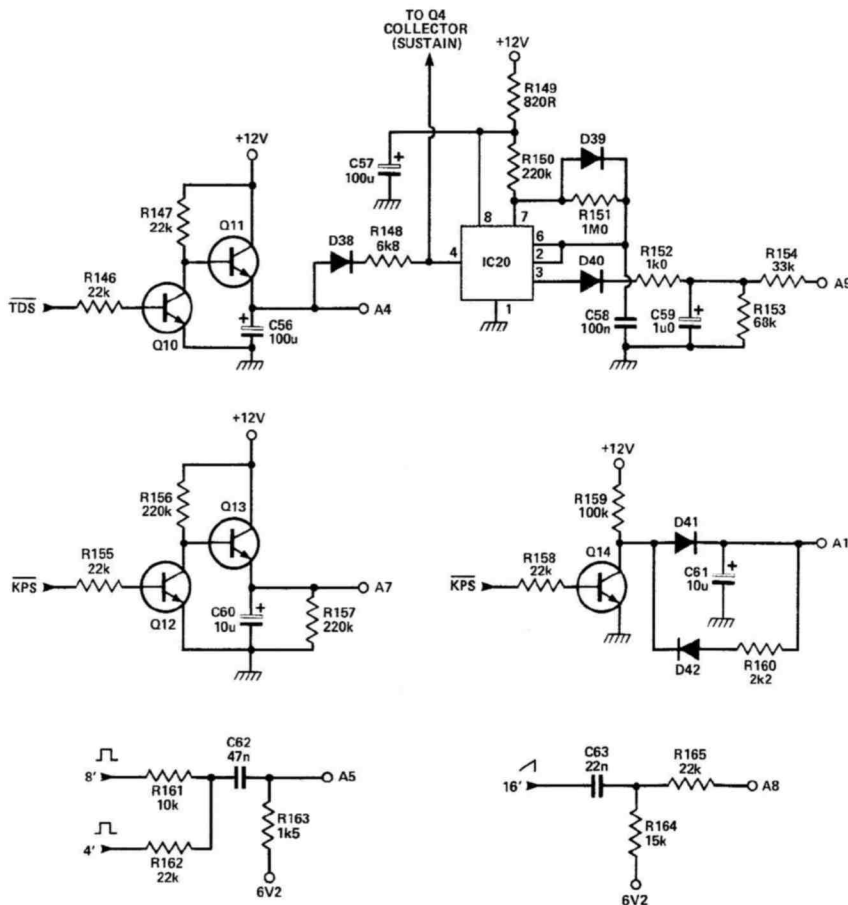


Fig. 5 (Top) The circuitry to produce the piano/harpsichord envelope and the banjo repeat. (Middle left) The circuit for the Hawaiian guitar envelope. (Middle right) The accordion envelope circuit. (Bottom left) Filter for the harpsichord voice. (Bottom right) Filter for the banjo and accordion voice.

Fig. 6 Waveforms associated with the preset voicing circuitry, as described in the text below.

decay shapers for the output square waves and produce an exponential control voltage.

In Accordion

The accordion amplitude envelope requires a slow attack and, when the key or keys are released, a fast decay. This envelope is available from point A10 and is developed by KPS causing Q4 to shut off. This allows C61 to charge through R159 and D41, resulting in the slow attack. Once charged, C61 is able to remain charged so long as the key is held down (ie KPS is present) and therefore the voice remains audible. Once all the keys are released and KPS is removed, Q14 returns to its saturated state and provides a rapid discharge path for C61 via R160 and D42. The output from the preset VCA (IC18) is fed via R126 to the output mixer/amplifier IC12a.

BUYLINES

The response to this project has been amazing! Unfortunately, the prices for all the various options haven't been finalised as we go to press, so interested parties should contact the designers: that's Leighton Electronic Services, 17 Bridge Street, Leighton Buzzard, Bedfordshire LU7 7 AH (telephone 0525 382504).

Two decay rates are possible: one if a key is played and held and a second, shorter, delay if a key is played and released quickly, as is the case when playing a real piano or harpsichord. First, if a key is played and held, C56 is charged very quickly through Q11, resulting in a fast (percussive) attack. After about 9 mS the TDS signal returns to its normal state and no more current is supplied to C56, which starts to discharge. Since the key is still held down, the KPS signal is still present and so the collector of Q4 is high. This reverse biases D38 so the only discharge path for C56 is through R124 and IC18. This results in a long decay.

If a key is played and then released, the same attack is apparent but since KPS is no longer present, Q4 returns to its saturated state, thus providing a discharge path for C56 through D38, R148 and Q4. This gives a short decay.

The harpsichord voice is developed by mixing 8' and 4' square wave signals via R161 and R162, then filtering this mixture with C62 and R163. This audio signal is then connected to the harpsichord switch through point A5.

The Hawaiian guitar voice at point A6 is another 'tap off', this time via R50 from the clarinet voice. The

amplitude envelope on point A7 is similar in operation to the piano/harpsichord envelope except that there is only one decay rate and KPS is used as the trigger. KPS is supplied to an inverter, Q12, and via Q13 to C60, resulting in the same fast attack: however, since R57 is connected across C60 this will be its discharge path, giving a long decay but only when all the keys are released.

The banjo and accordion voice is developed from the 16' staircase (IC3b pin 1) through the filter network C63, R164 and R165, and is available at point A8. The banjo is a repeating voice, ie when a key is depressed and held, the audio is alternately passed and blocked by the VCA (IC18) at about 11 Hz. This technique is widely used on organs to give the effect of plucking or strumming the instrument. The repeat oscillator comprises a 555 (IC20) and its associated components. It is configured here as a gated astable multivibrator which will give square wave pulses at pin 3 whenever pin 4 is taken high. D39 is included to give a very short pulse (about a 1:5 mark/space ratio). Since pin 4 is connected to Q4 collector, output pulses are produced whenever a KPS signal is present. The components between IC20 pin 3 and point A9 act as attack and

Sinclair ZX Spectrum

16K or 48K RAM..
full-size moving-
key keyboard..
colour and sound..
high-resolution
graphics..

From only
£125!



First, there was the world-beating Sinclair ZX80. The first personal computer for under £100.

Then, the ZX81. With up to 16K RAM available, and the ZX Printer. Giving more power and more flexibility. Together, they've sold over 500,000 so far, to make Sinclair world leaders in personal computing. And the ZX81 remains the ideal low-cost introduction to computing.

Now there's the ZX Spectrum! With up to 48K of RAM. A full-size moving-key keyboard. Vivid colour and sound. High-resolution graphics. And a low price that's unrivalled.

Professional power— personal computer price!

The ZX Spectrum incorporates all the proven features of the ZX81. But its new 16K BASICROM dramatically increases your computing power.

You have access to a range of 8 colours for foreground, background and border, together with a sound generator and high-resolution graphics.

You have the facility to support separate data files.

You have a choice of storage capacities (governed by the amount of RAM). 16K of RAM (which you can uprate later to 48K of RAM) or a massive 48K of RAM.

Yet the price of the Spectrum 16K is an amazing £125! Even the popular 48K version costs only £175!

You may decide to begin with the 16K version. If so, you can still return it later for an upgrade. The cost? Around £60.

Ready to use today, easy to expand tomorrow

Your ZX Spectrum comes with a mains adaptor and all the necessary leads to connect to most cassette recorders and TVs (colour or black and white).

Employing Sinclair BASIC (now used in over 500,000 computers worldwide) the ZX Spectrum comes complete with two manuals which together represent a detailed course in BASIC programming. Whether you're a beginner or a competent programmer, you'll find them both of immense help. Depending on your computer experience, you'll quickly be moving into the colourful world of ZX Spectrum professional-level computing.

There's no need to stop there. The ZX Printer—available now—is fully compatible with the ZX Spectrum. And later this year there will be Microdrives for massive amounts of extra on-line storage, plus an RS232 / network interface board.



Key features of the Sinclair ZX Spectrum

- Full colour—8 colours each for foreground, background and border, plus flashing and brightness-intensity control.
- Sound—BEEP command with variable pitch and duration.
- Massive RAM—16K or 48K.
- Full-size moving-key keyboard— all keys at normal typewriter pitch, with repeat facility on each key.
- High-resolution—256 dots horizontally x 192 vertically, each individually addressable for true high-resolution graphics.
- ASCII character set—with upper- and lower-case characters.
- Teletext-compatible—user software can generate 40 characters per line or other settings.
- High speed LOAD & SAVE—16K in 100 seconds via cassette, with VERIFY & MERGE for programs and separate data files.
- Sinclair 16K extended BASIC—incorporating unique 'one-touch' keyword entry, syntax check, and report codes.

The ZX Printer—available now

Designed exclusively for use with the Sinclair ZX range of computers, the printer offers ZX Spectrum owners the full ASCII character set—including lower-case characters and high-resolution graphics.

A special feature is COPY which prints out exactly what is on the whole TV screen without the need for further instructions. Printing speed is 50 characters per second, with 32 characters per line and 9 lines per vertical inch.

The ZX Printer connects to the rear of your ZX Spectrum. A roll of paper (65ft long and 4in wide) is supplied, along with full instructions. Further supplies of paper are available in packs of five rolls.




The ZX Microdrive—coming soon

The new Microdrives, designed especially for the ZX Spectrum, are set to change the face of personal computing by providing mass on-line storage.

Each Microdrive can hold up to 100K bytes using a single interchangeable storage medium.

The transfer rate is 16K bytes per second, with an average access time of 3.5 seconds. And you'll be able to connect up to 8 Microdrives to your Spectrum via the ZX Expansion Module.

A remarkable breakthrough at a remarkable price. The Microdrives will be available in the early part of 1983 for around £50.



ZX Spectrum software on cassettes—available now

The Spectrum software library is growing every day. Subjects include games, education, and business/household management. Flight Simulation... Chess... Planetoids... History... Inventions... VU-CALC... VU-3D... Club Record Controller... there is something for everyone. And they all make full use of the Spectrum's colour, sound, and graphics capabilities. You'll receive a detailed catalogue with your Spectrum.

ZX Expansion Module

This module incorporates the three functions of Microdrive controller, local area network, and RS232 interface. Connect it to your Spectrum and you can control up to eight Microdrives, communicate with other computers, and drive a wide range of printers.

The potential is enormous, and the module will be available in the early part of 1983 for around £30.

sinclair

Sinclair Research Ltd, Stanhope Road,
Camberley, Surrey GU15 3PS.
Tel: Camberley (0276) 685311.

How to order your ZX Spectrum

BY PHONE—Access, Barclaycard or Trustcard holders can call 01-200 0200 for personal attention 24 hours a day, every day. BY FREEPOST—use the no-stamp needed coupon below. You can pay by cheque, postal order, Access,

Barclaycard or Trustcard.

EITHER WAY—please allow up to 28 days for delivery. And there's a 14-day money-back option, of course. We want you to be satisfied beyond doubt—and we have no doubt that you will be.

To: Sinclair Research, FREEPOST, Camberley, Surrey, GU15 3BR.				Order
Qty	Item	Code	Item Price £	Total £
	Sinclair ZX Spectrum—16K RAM version	100	125.00	
	Sinclair ZX Spectrum—48K RAM version	101	175.00	
	Sinclair ZX Printer	27	59.95	
	Printer paper (pack of 5 rolls)	16	11.95	
	Postage and packing: orders under £100	28	2.95	
	orders over £100	29	4.95	
Total £				

Please tick if you require a VAT receipt

*I enclose a cheque/postal order payable to Sinclair Research Ltd for £ _____

*Please charge to my Access/Barclaycard/Trustcard account no. _____

*Please delete/complete as applicable _____

Signature _____

PLEASE PRINT

Name: Mr/Mrs/Miss _____

Address _____

ETI 903

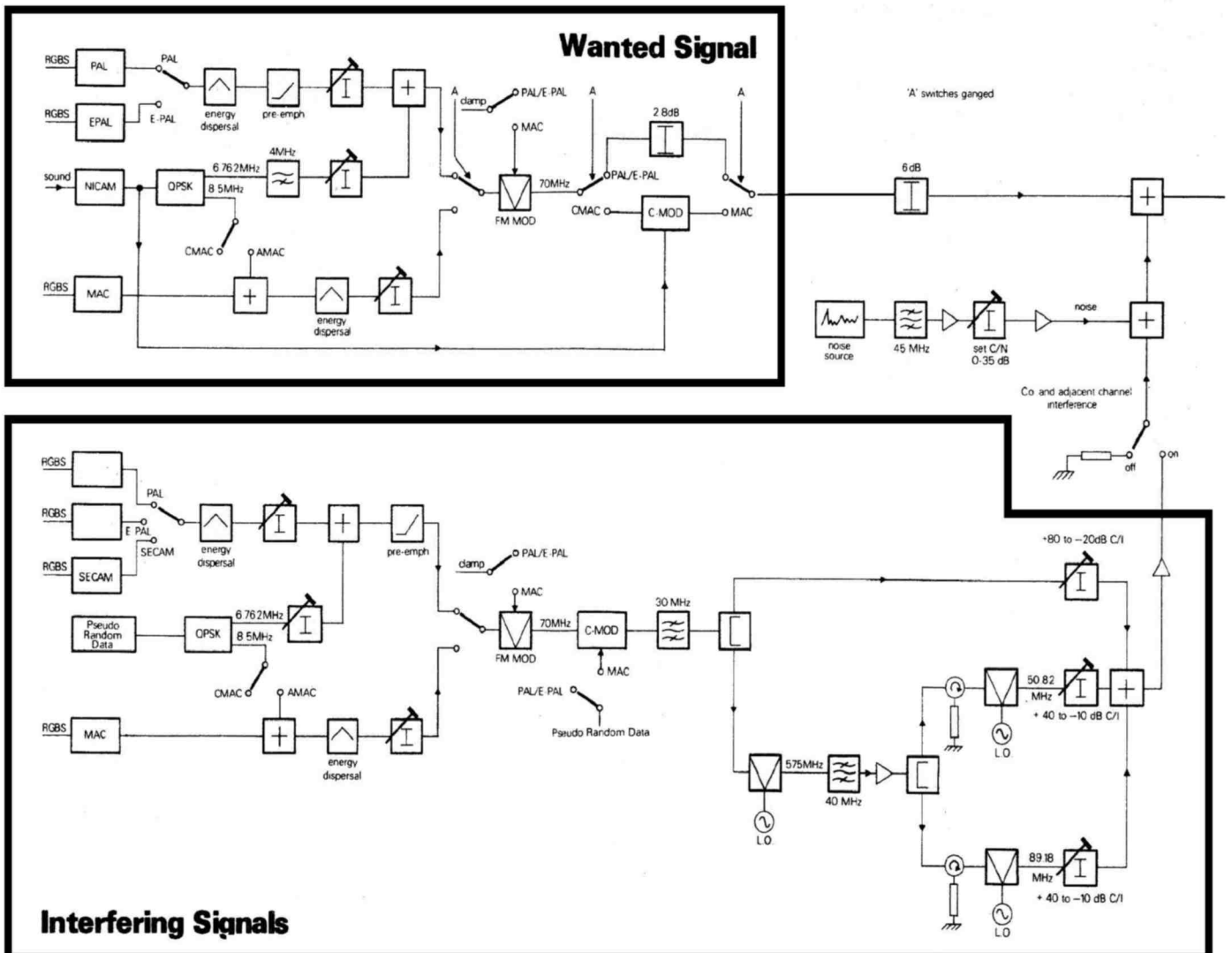
FREEPOST—no stamp needed. Prices apply to UK only. Export prices on application.

BROADCAST STANDARDS

What factors made the government choose.. the IBA's Multiplexed Analogue Component system in preference to what seemed the logical choice, Extended PAL? Dave Bradshaw investigates.

The two system proposals submitted by the BBC and IBA were examined by an 'Advisory Panel', chaired by Sir Anthony Part, and hence the report of the panel is known as the Part Report. As already described by Vivian Capel in his article (page 16), MAC uses System C sound, in which the sound is compressed into the intervals between picture lines: this gives a capacity of up to eight sound channels. When the IBA originally submitted its proposal, it wasn't known if System C would be a practical proposition by the time that DBS was due to come into

service, and so their original proposal was for System A, using an 8.5 MHz sub-carrier. During the course of the Advisory Panel's deliberations, the British Radio and Electronic Equipment Manufacturers' Association (BREMA, a very welcome acronym) stated that they thought that System C would be practicable, and the IBA changed its proposal to System C. Hence the panel actually considered two MAC systems — known as A-MAC and C-MAC, though only C-MAC was put through the technical trials.



Technical Assessment

The competing systems were put on trial and the location was chosen, by drawing lots, to be the BBC research department at Kingswood in Surrey. Transmission and reception of two signals was simulated, as were the different noise levels, and co-channel interference from the same and different systems. However, the possible effect of an out-of-alignment receiver was not evaluated.

The panel reported that both systems showed a 'noticeable improvement in definition compared with PAL', with MAC having the edge over E-PAL, though E-PAL still offered a considerable improvement over PAL.

Both systems began to show the effects of noise impairment on vision at around the same noise level, 14 dB, but were quite viewable at 11 dB. At lower carrier-to-noise ratios, E-PAL gave a less acceptable picture than MAC, the latter having approximately a 2 dB advantage over the former. Sound quality remained very good down to 7 dB carrier-to-noise ratio.'

MAC had a lower tolerance to co-channel interference than E-PAL. However, the interfering signal levels needed to produce any observable effect on either system were quite unrealistic. So, round one to MAC.

War of the Words

As you may imagine, neither the BBC nor the IBA were silent about the merits of their systems. Both made written and aural submissions to the Advisory Panel. Amongst the arguments advanced for E-PAL were:

- the PAL system has been in use since 1967 and there are 14 million receivers operating on this standard. E-PAL transmissions are compatible with conventional PAL decoders (though a converter would be needed for the digital audio). There would be a very marginal loss of quality compared to that obtained from PAL transmissions — so marginal that most users would not notice any difference.

- the resolution of pictures at home is limited by the receiver and display. High definition TV (HDTV) is about 10 years away, so there is little point in radically altering transmission standards before its introduction.

- the extra circuitry needed for an E-PAL receiver compared to a PAL receiver is very small, simple and well understood.

Enter the IBA

The IBA's two-pennyworth included the following points:

- MAC is more likely to be adopted as a common European standard than E-PAL because of its technical superiority (most of the rest of Europe is currently engaged in debating DBS systems, and the European Broadcast Union, EBU, will be considering the possibility of a single common standard later this year)

- because in the MAC system the components (luminance, Y, and colour differences U and V) are kept separate, MAC is a closer complement to the emerging studio practice of keeping and storing the components separately rather than encoded into a composite single video signal.

- MAC is designed from scratch to match the FM satellite channel (rather than to be compatible with existing practice) which leads to a better subjective noise performance.

- MAC has greater potential for enhancement or providing the basis for HDTV systems.

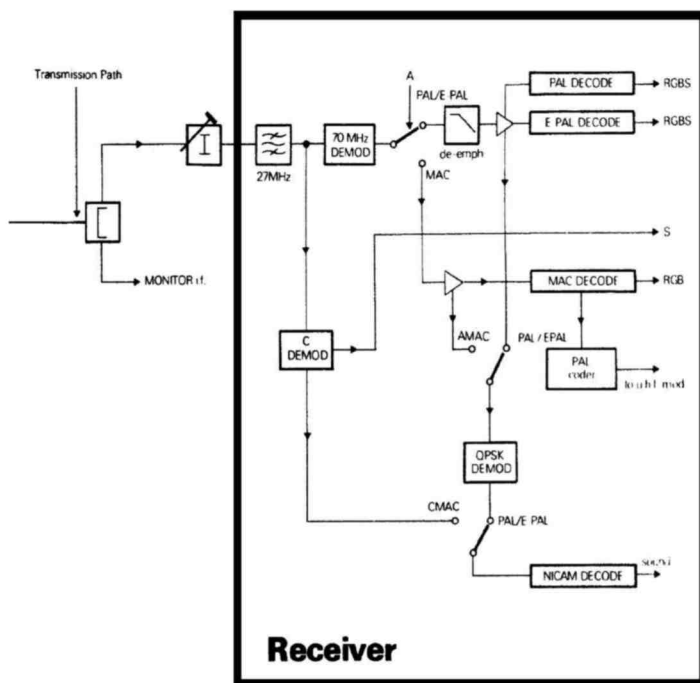
- finally (and here's the rub), MAC is well suited to the scrambling systems that would be necessary for pay-TV.

A European Standard?

The situation in Europe is that countries are divided between the PAL and SECAM systems, and for political reasons, SECAM countries are not very likely to adopt PAL, or vice-versa. Ironically, the only possible way of getting uniformity is to make everyone change.

The European manufacturers' association, EACEM, has shown an interest in the MAC system. However, the EBU has expressed a strong preference for System-A sound, though this preference was expressed at a time when it appeared that System-C sound could not be implemented in time. France and Germany have already decided to proceed at an early stage to DBS using their existing SECAM and PAL systems for vision, though it is not clear whether either has ruled out the possibility of changing to an enhanced system at some stage in the future (fortunately the coding of the signals is done on the ground, the satellite being a 'transparent' device in this respect).

Incidentally, a note to all you cynics out there. Harmonisation of broadcast standards is not simply another case of rather pointless Euro-bureaucracy, because there is expected to be a considerable international audience for TV programmes. In fact, the BBC thinks that its pay TV service could gain a lot of revenue from the continent.



- QPSK - Phase Shift Keyer
- NICAM - Near Instantaneous Companding
- C/N - Carrier to Noise Ratio
- C/I - Carrier to Interference Ratio

© HMSO

Fig. 1 Set-up for comparative demonstrations:

What has Cable TV to do with it?

Quite a lot actually, because cable companies stand to make a penny or two out of satellite TV themselves. This is

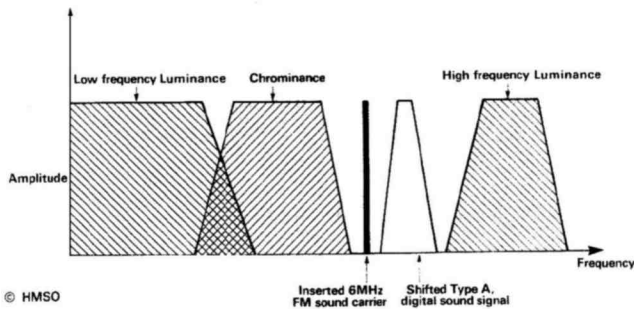


Fig. 2 Modified E-PAL signal spectrum - an E-PAL signal with Type A sound.

because the cost of putting up your own antenna will be much more than the cost of getting a cable company to deliver the signal to you via their network (provided you're one of the lucky 60% or so of the population to whom cable TV will be offered . . .) So, because cable companies will be carrying the DBS services, they too had their comments to deliver to the Advisory Panel.

As it happens, the cable companies wanted yet another system, a modified E-PAL with *both* digital sound *and* conventional analogue sound, so that existing sets would be fully compatible with E-PAL without the digital sound module. However, the panel felt that this would be impractical, and, in its conclusions, said that it thought that MAC would be more suitable for cable transmission because of the absence of sub-carriers.

Judgment Day

In its recommendation, a recommendation that was very rapidly accepted by the government, the Advisory Panel endorsed MAC, rejecting three of the BBC's central points. Firstly, they considered that the results obtained using an E-PAL signal with a standard PAL receiver were unacceptable; secondly, that it would be worth developing a new system before the introduction of HDTV; and thirdly, that the extra circuitry for MAC would be little trouble to manufacture.

On the last point, there was felt to be some difficulty in fabricating one of the filters for the E-PAL receiver, whereas, once integrated, the time multiplexing circuits for the MAC receiver would be relatively simple to fabricate. The panel accepted all the IBA's claims for the MAC system. The BBC is philosophic about the decision going against it, and view the subject now as a dead issue.

Program And Payment

Very much a live issue is the way the BBC will use the two DBS channels it has been allocated. One is presently planned to be an open service, possibly called 'Window on the World' and utilising the best of programmes from abroad and the BBC's extensive archives. There will be a supplementary licence fee for DBS services, presently planned to be comparatively small (around £10); after all, it won't be necessary to use special detector vans to spot DBS antennas.

The other channel is planned to be a pay service, using some sort of signal scrambling; you will have to pay to get the unscrambling device (or, more likely, you will have to pay to get the data that your receiver will need to do the unscrambling). There are all sorts of different proposals for how the scrambling and unscrambling might be done, and the scrambling method will be varied from time to time,

with a mode-shifting digital key being transmitted periodically.

How viewers are going to be asked to pay for the service also has to be decided. The two possibilities are a simple monthly subscription (this has the attraction of simplicity) and a pay-as-you-go system. The latter would greatly ease negotiations for material such as feature films, because the BBC would be able to negotiate an apportioning of the income generated rather than a fixed fee; and it is very much a feature of plans for the pay channel that it should have new films. However, the government has ruled out pay-as-you-go for cable TV, so DBS may also have that option closed to it.

Despite the prediction that cable TV will reach, at most, only 60% of the population, and despite the cable companies' plans to carry the DBS channels, the BBC is very seriously worried by the prospect of direct competition between DBS and cable pay services. The BBC has undertaken that its DBS services will be self supporting, and that it should not place an additional burden on the standard licence income. For a while there was serious consideration of withdrawing from DBS altogether, but it has now been decided to go ahead — this may have been helped by some recent, rather pessimistic forecasts for cable TV.

As yet the IBA has not been granted a DBS channel, though three remain unallocated and it is thought certain that the IBA will get at least one.

Hardware Issues

Initially, the average domestic installation will consist of three parts: the antenna and out-of-doors unit that will be mounted directly beneath the antenna and will do the down-conversion of signal frequency; the indoor unit that will convert the MAC encoded video signals and the digital sound signals into a form the TV can cope with; and the TV set itself. It is possible to make indoor units that would produce a PAL output, but this would mean that a lot of effort had been wasted!

Better would be an indoor unit that produced either an RGB or YUV output, and a TV set with inputs to match. Providing such component video inputs would add little to the cost of the TV, and the indoor unit would actually be cheaper to make. Eventually, dual standard TV sets would become available, incorporating both MAC and standard PAL circuits. Unfortunately there is not the bandwidth available to transmit MAC signals from terrestrial transmitters, so we are stuck with PAL for the foreseeable future.

One Final Thought

There is just one last horrible possibility: what if the EBU does, against all the odds, decide on a European standard, but one that isn't MAC? The BBC or the government might be seriously tempted to change again, and we could have a re-run of all the arguments.

Direct Broadcasting by Satellite: Report of the Advisory Panel on Technical Transmission Standards, Chairman Sir Anthony Part, is available from HMSO for £5.60. The BBC have withdrawn their leaflet detailing their plans because it dealt very largely with E-PAL; they do not intend to issue a replacement in the foreseeable future.

I would like to thank the BBC, IBA and British Aerospace for their help in the preparation of this article; also Her Majesty's Stationery Office for permission to reprint the diagrams.

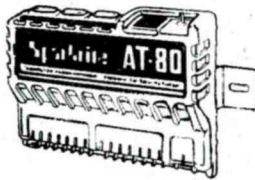
Finally, I think that Plymouth Poly deserve a mention; they too proposed a DBS system, though it obtained only a couple of rather dismissive mentions in the report. Full marks for trying, anyway, Plymouth.

Step-by-step fully illustrated assembly and fitting instructions are included together with circuit descriptions. Highest quality components are used throughout.

Sparkrite

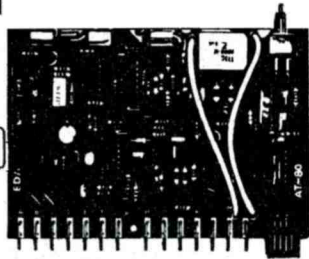
BRANDLEADING ELECTRONICS

NOW AVAILABLE IN KIT FORM



AT-80 Electronic Car Security System

- Arms doors, boot, bonnet and has security loop to protect fog/spot lamps, radio/tape, CB equipment
- Programmable personal code entry system
- Armed and disarmed from outside vehicle using a special magnetic key fob against a windscreen sensor pad adhered to the inside of the screen ● Fits all 12V neg earth vehicles
- Over 250 components to assemble



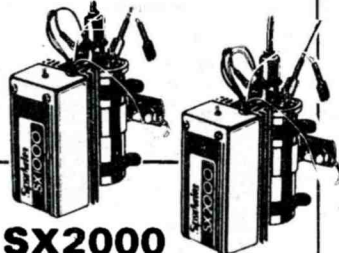
VOYAGER Car Drive Computer

- A most sophisticated accessory. ● Utilises a single chip mask programmed microprocessor incorporating a unique programme designed by EDA Sparkrite Ltd. ● Affords 12 functions centred on Fuel, Speed, Distance and Time. ● Visual and Audible alarms, warning of Excess Speed, Frost/Ice, Lights-left-on. ● Facility to operate LOG and TRIP functions independently or synchronously
 - Large 10mm high 400ft-L fluorescent display with auto intensity ● Unique speed and fuel transducers giving a programmed accuracy of + or - 1% ● Large LOG & TRIP memories, 2,000 miles, 180 gallons, 100 hours ● Full Imperial and Metric calibrations. ● Over 300 components to assemble
- A real challenge for the electronics enthusiast!



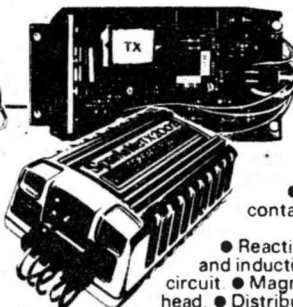
SX1000 Electronic Ignition

- Inductive Discharge
- Extended coil energy storage circuit
- Contact breaker driven
- Three position changeover switch
- Over 65 components to assemble
- Patented clip-to-coil fitting
- Fits all 12v neg. earth vehicles



TX1002 Electronic Ignition

- Contactless or contact triggered
- Extended coil energy storage circuit
- Inductive Discharge ● Three position changeover switch ● Distributor triggerhead adaptors included ● Die cast weatherproof case ● Clip-to-coil or remote mounting facility ● Fits majority of 4 & 6 cyl. 12V. neg. earth vehicles ● Over 145 components to assemble.



TX2002 Electronic Ignition

- The ultimate system ● Switchable contactless. ● Three position switch with Auxiliary back-up inductive circuit.
- Reactive Discharge. Combined capacitive and inductive. ● Extended coil energy storage circuit. ● Magnetic contactless distributor triggerhead. ● Distributor triggerhead adaptors included.
- Can also be triggered by existing contact breakers.
- Die cast waterproof case with clip-to-coil fitting ● Fits majority of 4 and 6 cylinder 12v neg. earth vehicles
- Over 150 components to assemble



SX2000 Electronic Ignition

- The brandleading system on the market today
- Unique Reactive Discharge
- Combined Inductive and Capacitive Discharge
- Contact breaker driven
- Three position changeover switch
- Over 130 components to assemble
- Patented clip-to-coil fitting
- Fits all 12v neg. earth vehicles

All SPARKRITE products and designs are fully covered by one or more World Patents.



SPECIAL OFFER
"FREE" MAGIDICE KIT WITH ALL ORDERS OVER £45.00



MAGIDICE Electronic Dice

- Not an auto item but great fun for the family
- Total random selection
- Triggered by waving of hand over dice
- Bleeps and flashes during a 4 second tumble sequence
- Throw displayed for 10 seconds
- Auto display of last throw 1 second in 5
- Muting and Off switch on base
- Hours of continuous use from PP7 battery
- Over 100 components to assemble

SPARKRITE | 82 Bath Street, Walsall, West Midlands, WS1 3DE England

Tel: (0922) 614791 Allow 28 days for delivery

	SELF ASSEMBLY KIT
9X 1000	£12.95
SX 2000	£19.95
TX 1002	£22.95
TX 2002	£32.95
AT 80	£32.95
VOYAGER	£84.95
MAGIDICE	£9.95

PRICES INC. VAT, POSTAGE & PACKING

NAME _____ ETI/3/83
ADDRESS _____

I ENCLOSE CHEQUE(S)/POSTAL ORDERS FOR


£ _____ KIT REF. _____

CHEQUE NO _____



BRANDLEADING BRITISH ELECTRONICS

CUT OUT THE COUPON NOW!



MEMOPAK 16K For those just setting out on the road to real computing, this pack transforms the ZX81 from a toy to a powerful computer. Data storage, extended programming and complex displays become feasible. For even greater capacity, memory packs can be added together (16 + 16 + 16K or 16 + 32K). The MEMOPAK 32K and the MEMOPAK 64K offer large memories at economical prices.

MEMOTECH

MEMOCALC The screen display behaves as a 'window' on a large sheet of paper on which a table of numbers is laid out. The maximum size of the table is determined by the memory capacity, and with a MEMOPAK 64K a table of up to 7000 numbers with up to 250 rows or 99 columns can be specified. Each location in the table can be either a number which is keyed in or a formula which generates a number. Every time the command to 'calculate' is given, all the formula in the table -are re-evaluated. Spreadsheet analysis started as an aid to cash-flow analysis, but this powerful tool has now been generalized and MEMOCALC with its special ability to perform iterative calculations is invaluable in the performance of numerical tasks.


The Memotech approach to micro-computing is to take the well-proven and popular ZX81 as the heart of a modular system. This small computer houses the powerful ZBOA processing unit and acts as the central processor module through which the MEMOPAKS operate.

Memotech has a reputation for professional quality, producing units which are designed to fit perfectly, to look well-balanced, and to work efficiently and reliably.

The modular approach gives ZX81 owners the freedom to design the system they really need. Furthermore, the inter-compatibility of the modules ensures that later additions will click straight in, to give you a system that grows with your ambitions and abilities.


As one example, a system with 16K of memory and MEMOCALC is all that is required to perform sophisticated numerical calculations giving the same results as a computer at 10 times the price. The problem may be as complicated as a cash flow or production schedule, or as simple as household accounts or pocket money budgeting. If the bank manager wants to see the cash flow, then a single print instruction to the Centronics 1/F will give a printout which is more than acceptable to any bank.

The example system which is shown, on the other hand, would satisfy the needs of someone who wanted to enter data via a light-touch keyboard, construct and label graphs, and then copy the screen to an 80-column printer. Only 16K of memory is used here but with additional memory, more than one video page can be stored. Up to 7 successive pages can be displayed cyclically to give animated displays.



16K	£26.00 +	£3.90 VAT	£29.90
32K	£43.43 +	£6.52 VAT	£49.95
64K	£68.70 +	£10.30 VAT	£79.00
HRG	£34.70 +	£5.20 VAT	£39.90
CI/F	£34.70 +	£5.20 VAT	£39.90
MEMOCALC	£26.00 +	£3.90 VAT	£29.90
Z80 ASSEMBLER	£26.00 +	£3.90 VAT	£29.90
KEYBOARD			
WITH BUFFER	£43.43 +	£6.52 VAT	£49.95

Memotech products are available at larger branches of WHSMITH



MEMOPAK HRG This pack breaks down the constraints imposed by operating at the ZX81 character level and allows high definition displays to be generated. All 248 x 192 individual pixels can be controlled using simple commands, and the built in software enables the user to work interactively at the dot, line, character, block and page levels. Scrolling, flashing and animation are all here.

MEMOPAK Centronics I/F The BASIC commands LPRINT, LLIST and COPY are used to print on any CENTRONICS type printer. All ASCII characters are generated and translation takes place automatically within the pack. Reverse capitals give lower case. Additional facilities allow high resolution printing. The full capabilities of your printer are now under the control of the ZX81.

REALISES THE ZX81 POTENTIAL



MEMOPAK Z80 Assembler This click-in EPROM based pack accepts standard Z80 assembly language mnemonics to allow you to write faster and more compact programs. It has its own ADD, EDIT, LIST, ASSM and QUIT functions, the editor allowing insertion, deletion, automatic line renumbering and error checking. Source code and object code listings can be displayed and printed in decimal or hex format.

MEMOTECH Keyboard The light-touch positive stop keys of this elegant typewriter-pitch keyboard allow you to work faster, more accurately and more confidently. To speed you along we have added an extra SHIFT key to the array at top right. The keyboard is attached by a cable to the Keyboard Buffer which fits in amongst your other Memopaks or straight onto the back of your ZX81.

To ensure that your expectations are realised, care is taken at every stage to design features into the system to anticipate your frustrations and to forestall them. For example:

- A) Memories are cumulative e.g. 16K and 32K can be added to the MEMOPAK 16K or even to the Sinclair 16K RAM pack.
- B) The HRG firmware allows commonly used constructions (such as scrolling, shading and labelling graphs), which might otherwise be beyond the user's programming capabilities, to be evoked by a few simple commands.
- C) The Centronics I/F converts ZX81 character codes into ASCII and extends the print line to the width of the printer, still using the LLIST, LPRINT and COPY commands.

Looking forward, Memotech will continue to back the ZX81 through 1983 with fast storage devices, pressure sensitive electronic drawing boards and more software packs including a wordprocessor and an RS232 interface.

MEMOPAKS may be ordered by post (cheque, Access/Barclaycard quoting number) or by telephone. Please make cheques payable to Memotech Ltd. and please include £2.00 per unit for packaging and postage inland (overseas £3.00).

We want to be sure you are satisfied with your Memopak – so we offer a 14-day money back guarantee on all our products.

MEMOTECH

MEMOTECH LIMITED, WITNEY, OXON. OX8 6BX
TELEPHONE (0993) 2977 TELEX 83372 MEMTEC G

6502-BASED AUDIO BOARD


Here's a powerful and versatile peripheral for people requiring a digital-to-analogue or sound-generating capability for their computer. Although the PCB is designed for Tangerine users, the circuit may be readily interfaced to any 6502-based system. Design and development by M. D. Bedford.

When control applications on a microcomputer are proposed, it soon becomes evident that DACs and ADCs are required to interface to the real world. For more light-hearted uses and for games, the addition of sound effects can do much to enhance a program. Although multiplexed ADCs are available, giving eight or 16 channels and requiring only one eight-bit port plus control lines to support them (see the ZX ADC in the January '83 issue), DACs require eight bits per channel and would quickly use up the available I/O ports on most systems. For this reason, the circuit which is presented here was designed so that it wouldn't use system I/O ports. The board presented here is specifically intended for the Tangerine Microtan system and as such will plug directly into any expansion slot on the system motherboard: DIL switches or links are provided on the board in order to configure it to start at any 16-byte boundary within the 1K I/O area.

For users with other 6502-based systems it should not prove difficult to interface the circuit. The only non-standard signal is the one designated IO which is used in the Microtan system to indicate that an address within the I/O area (ie within the address range BC00 to BFFF) is being accessed. On any other system, address lines A10-A15 should be decoded to generate such a signal and Fig. 3 shows a simple circuit which may be used:

The Circuit

The DAC0800 is a low-cost high-speed multiplying DAC with an accuracy of ± 1 LSB which, when



The completed Sound/OAC board in a Tangerine Microtan rack-mounted system. The board may be used with other 6502-based systems.

used in conjunction with an op-amp, is capable of giving a low impedance voltage output. Six of these devices have been used with 747 dual op-amps to give outputs in the range 0-10 V.

The General Instruments AY-3-8910 programmable sound generator IC forms the basis of the sound effect feature of this board, the LM380 being provided in order that a loudspeaker may be driven with no external circuitry. 6520 PIOs are used as a simple and inexpensive means of interfacing the DAC0800 and AY-3-8910, but 6821s may also be used. Buffering of some signals limits the load presented to the bus signals.

The circuitry comprising IC16, IC17 and the bank of DIL switches allows the positioning of the board in any 16-byte block within the I/O area. The start address is calculated as the binary number given by the six switches multiplied by 16, where the switches on the circuit diagram are shown in the '1' position and SW1 is the least significant. For example, if switches SW1-6 are in

positions 0,0,0,0,0,1 then the first address on the board will be 16 bytes from the start of the I/O area

Construction

The layout of a printed circuit board is presented here and, due to the fairly high packing density it is suggested that, for those intending to incorporate the circuit into a Microtan system, this layout be adhered to. It should be noted that the board is of the double-sided, pinned-through type with the result that every hole not intended for the mounting of components should be fitted with a pin and soldered both on the top and the bottom of the board. Scrutiny of the overlay will reveal that this must be carried out prior to the fitting of any DIL sockets. If, however, it is not intended to fit the circuit board into a card frame along with other Tangerine boards, then a larger board may be used and some form of breadboarding technique employed for construction. If this option is taken care should be

PROJECT

PARTS LIST

Resistors (all $\frac{1}{4}$ W, 5% except where stated)	
R1-12	10k 2%
R13	2R7
R14	20k
R15-26	12k 2%
Potentiometer	
RV1	22k logarithmic
Capacitors	
C1, 5, 7, 8, 10, 11, 13, 14, 16, 17, 18, 20, 21	100n ceramic
C2	470u 16 V axial electrolytic
C3	2u2 10 V tantalum
C4, 6, 9, 12, 18, 19, 22-27	10n ceramic
Semiconductors	
IC1-3	LM747
IC4	LM380
IC5, 6, 8, 9, 11, 12	DAC0800 or DAC0801
IC7, 10, 13, 15	6520, 6820 or 6821
IC14	AY-3-8910
IC16	74LS30
IC17	74LS08
IC18	74LS04
IC19	74LS245
IC20	74LS138
Miscellaneous	
SK1	3-way, 5mm pitch, PCB terminal block
SK2	14-pin DIL socket
SK3	2 x 32 way A + B DIN Euro connector (male, angled pins)
SW1-6	hex DIL changeover switch (see text)
PCB (see Buylines); DIL sockets to suit	

BUYLINES

No problems with the semiconductors for this project - it's all standard stuff and people like Technomatic, Watford and Cricklewood should have no trouble supplying you. The only difficulty may lie in finding a supplier for the DAC0800 which seems to be a bit elusive: Maplin supply the 0801 which is an acceptable substitute. The Euro socket required for Tangerine rack owners is available from Watford, while the PCB can be obtained from our PCB Service as usual. The order form is on page 83.

DIL headers with appropriate soldered links are used and plugged into DIL sockets.

Programming

While it is beyond the scope of this article to give a detailed functional description of the 6520 and AY-3-8910 ICs, it is expected that the BASIC routines presented here will enable the board to be used without difficulty. In order to make full use of the sound generator, however, it is suggested that an AY-3-8910 data sheet is consulted (the company you buy the chip from should be able to help). In the routines given, the

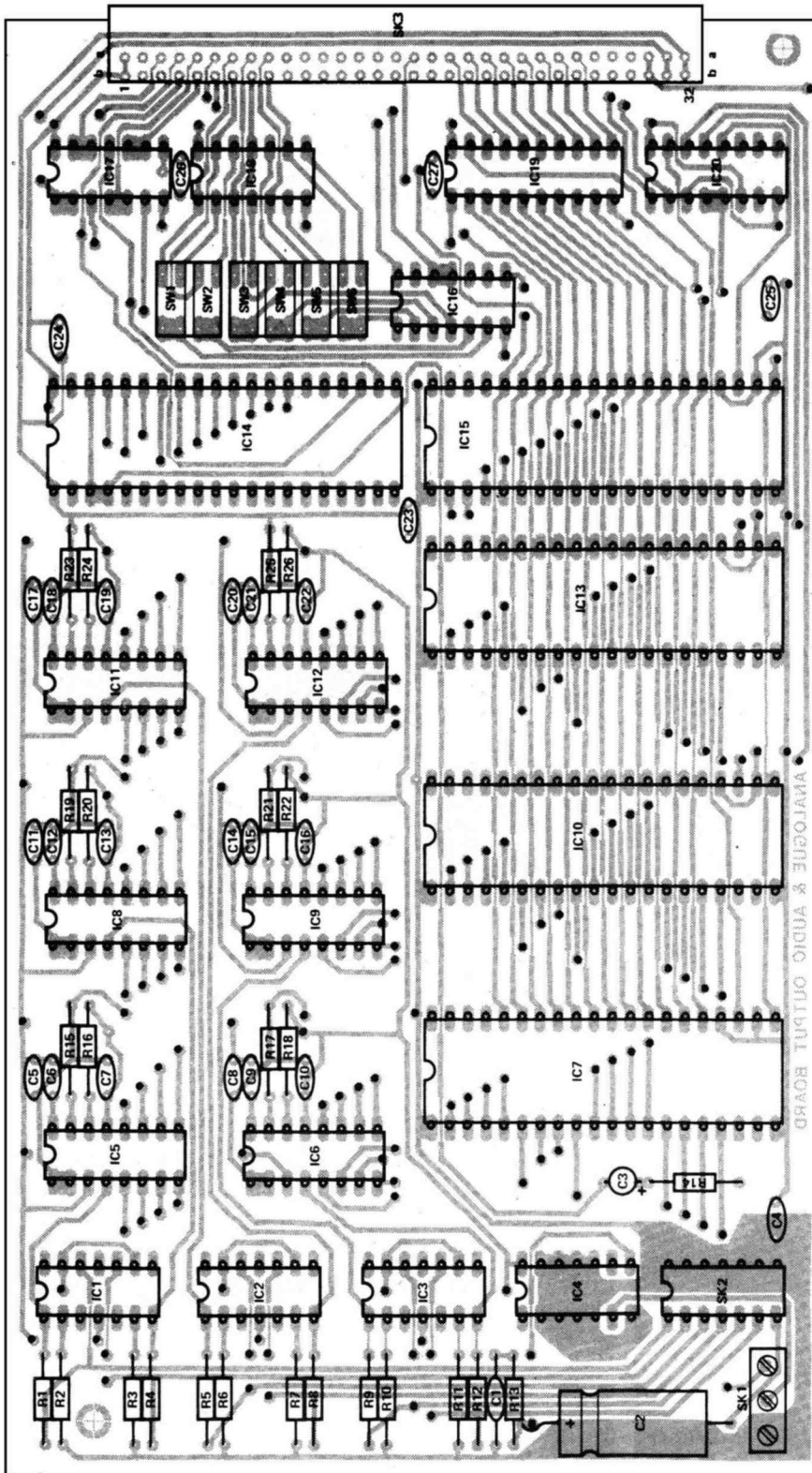


Fig. 1 Component overlay. The tinted tracks are the underside of the double-sided board: through-board pins soldered on both sides are required wherever a dot appears.

exercised in the positioning of certain capacitors. C4 and C23-27 should, as far as possible, be well distributed around the board. C7, 10, 13, 16, 19 and 22 decouple the -12 V rail, and these components should be positioned so that one capacitor from each of the two sets

is close to each of the DAC0800s.

One final point applies irrespective of the method of construction: since DIL switches are relatively expensive and in such an application will most probably be set up once and rarely changed, it is suggested that, as an alternative,

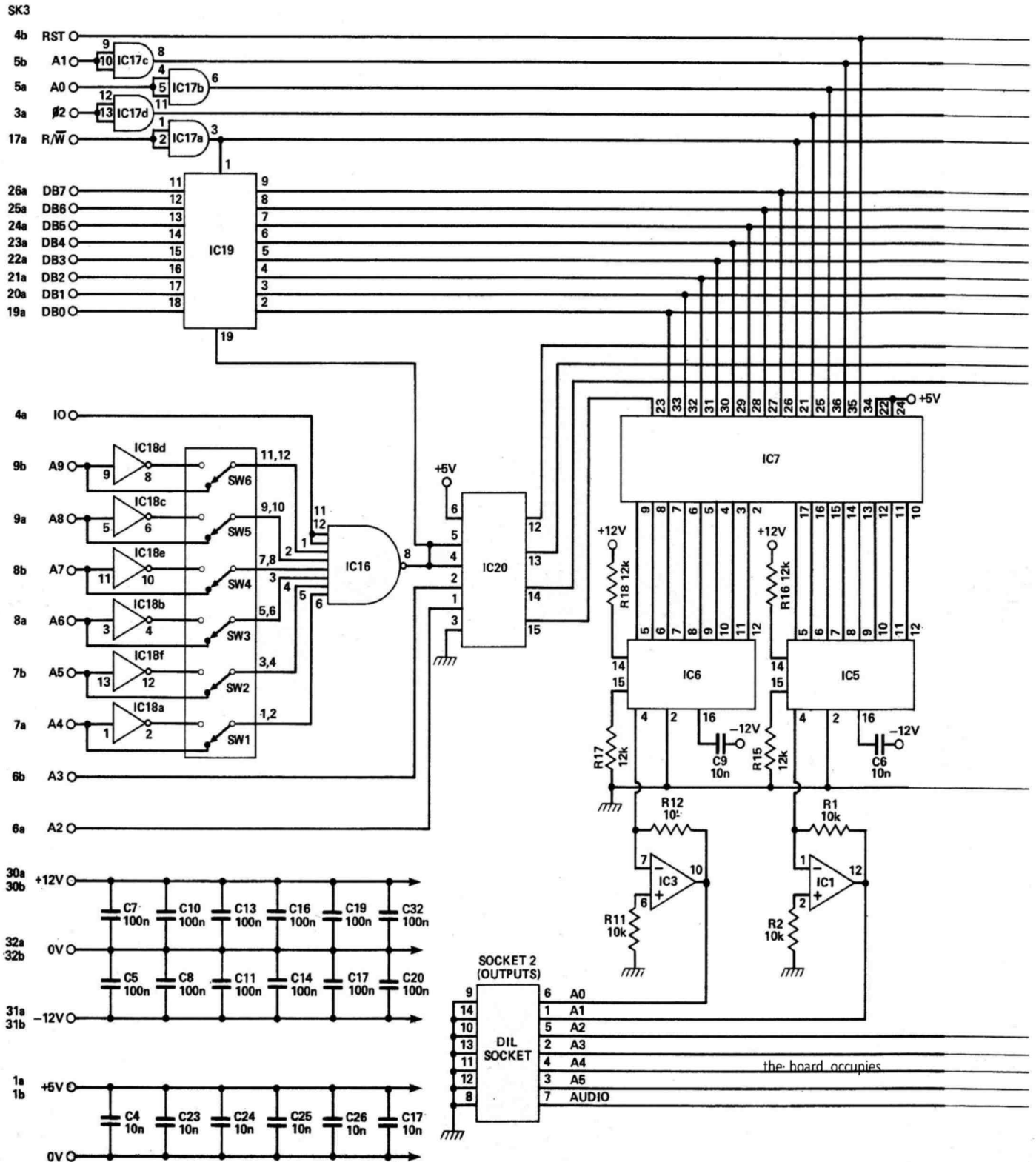


Fig. 2 Circuit diagram of the sound/DAC card.

HOW IT WORKS

The circuitry consists of six DACs, ICs 5-12, and one sound generator chip, IC14, which has three separate sound channels and a noise generator. The circuitry for each of the DAC ICs is identical and we will only discuss IC6. The eight bits of data are held on pins 5-12, while the complementary current outputs are on pins 2 and 4. The DAC is configured for positive impedance output operation with 100 on pin 2 connected to ground and the other output fed into the buffer op-amp IC3a.

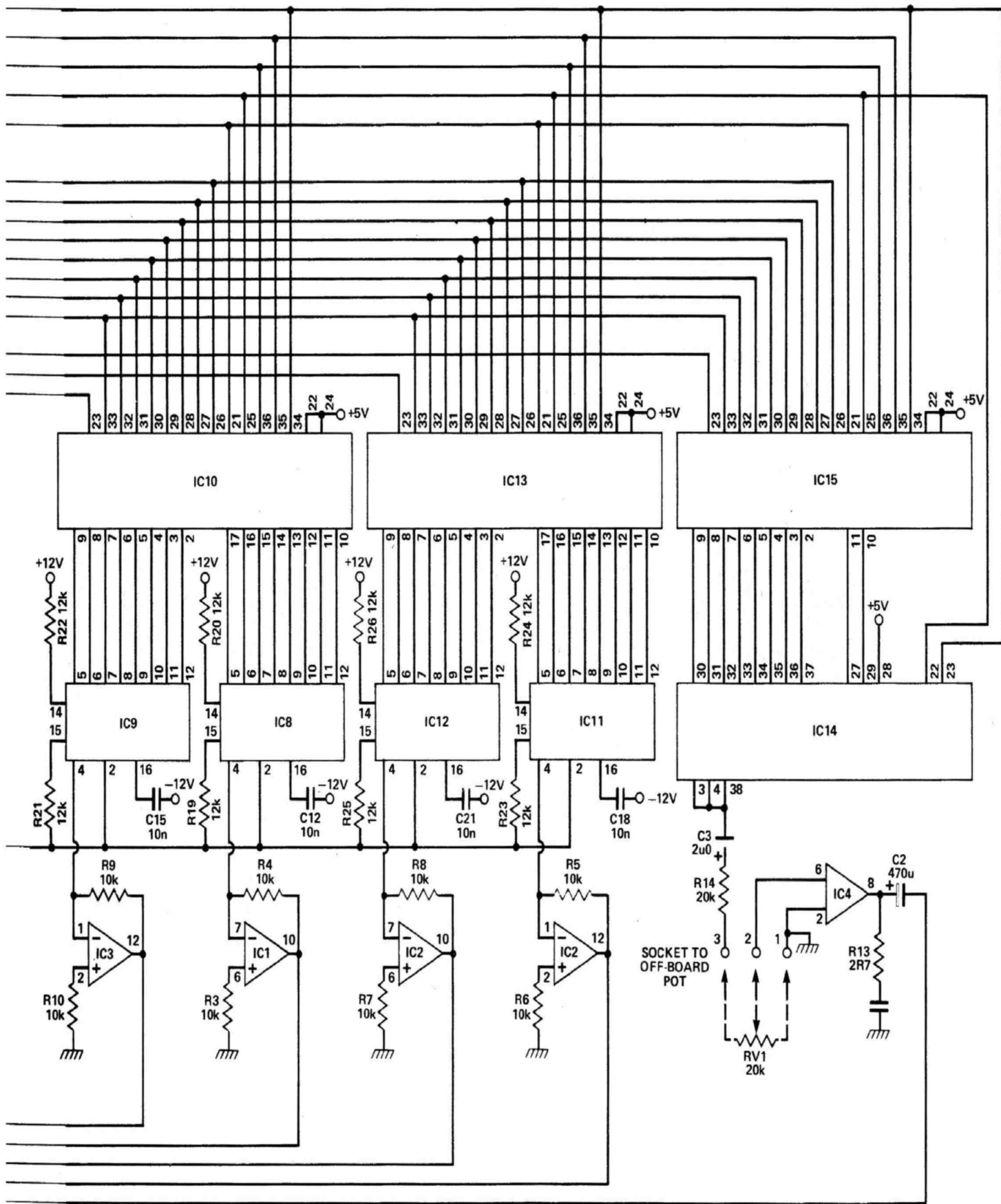
The data input to IC6 is latched by port A of the peripheral interface adapter IC7 (port B of IC7 latches the data for ICs 10 and 13 latch the data for ICs 8, 9 and 11, 12 respectively).

The fourth PIA, IC15, utilizes both ports to control the sound generator chip, IC14. The three audio outputs of this chip are fed via C3, R14 and the volume control RV1 into IC audio power amp IC4.

C1 and R13 form the Zobel network and C2

C2 the DC blocking capacitor for the amp output. The audio signal and analogue voltages are fed off board via SK2, a DIN socket with a header-plug.

Address decoding for the board is performed by ICs 16, 18 and 20. SW1-6 select which 16-byte block of memory the board occupies. For people using systems other than the Microtan, which generates the 10 signal required, the additional decoding circuit for lines A10-15 shown in Fig. 3 will be required. The data bus is buffered by IC19, with the R/W signal on pin 1 selecting the direction and the output of IC16 enabling the tri-state buffers via pin 19. Bus signals which are required by several chips in the circuit are buffered by IC17.



PROJECT

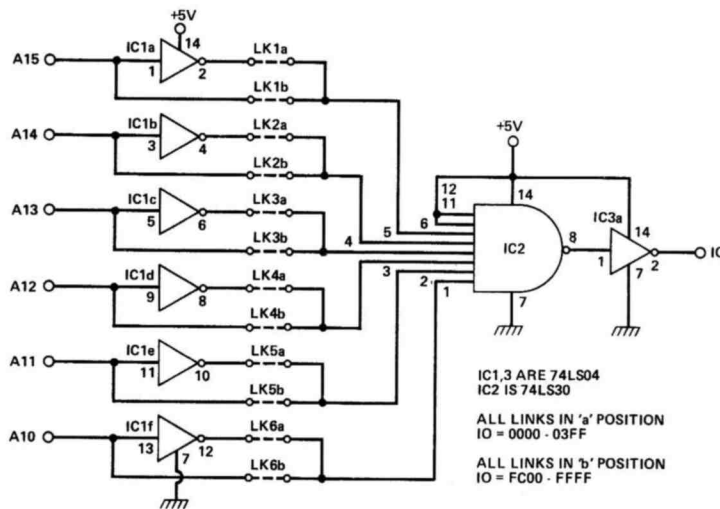


Fig. 3 Non-Microtan users who wish to build this project will require this circuit to produce the 10 signal.

	IC1	IC2	IC3	IC4	IC5	IC6	IC7	IC8	IC9	IC10	IC11	IC12	IC13	IC14	IC15	IC16	IC17	IC18	IC19	IC20
0V				3,4,5 7,10 11,12			1			1			1	1	1	7	7	7	10	8
+5V							20			20			20	40	20	14	14	14	20	16
+12V	9,13	9,13	9,13	14	13	13		13	13		13	13								
-12V	4	4	4		3	3		3	3		3	3								

Table 1 This is a list of power supply connections to the various ICs for people doing their own board layout.

variable BA should be set to the base address of the board.

DAC Handling Routine. In this routine, which should be executed once at the start of the program, N should be set to the number of DAC channels to be initialised. After execution of the routine, the statement:

```
POKE X, BA + 2*(N-1)
```

will write the value X to the Nth DAC channel.

```
10 REM ...DAC INITIALISATION
20 FOR AD = BA TO BA + 2*(N-1) STEP 2
30 POKE AD+1,0: REM...ALLOW ACCESS TO DDR
40 POKE AD,255: REM...SET DDR TO OUTPUTS
POKE AD+1,4: REM...ALLOW ACCESS TO OUTPUT REGISTER
60 NEXT AD
```

Sound Effect Routines. The initialisation routine should be executed once at the start of the program: after this subroutines 1000 and 2000 may be called for writes and reads respectively to the AY-3-8910 registers. In these two routines, REG should be set to the register number before entry: for a write, DAT should be set to the value of the data to be written and when reading, DAT will contain the data read after return from the

subroutine.


```
10 REM...AY-3-8910 INITIALISATION
20 POKE BA+15,0: REM...6520 PORT B TO WRITE
30 POKE BA+14,255
40 POKE BA+15,4
1000 REM...AY-3-8910 WRITE ROUTINE
1010 GOSUB 3000: REM...LATCH ADDRESS
1020 POKE BA+12,DAT: REM...WRITE DATA
1030 POKE BA+14,2
1040 POKE BA+14,0
1050 RETURN
```

```
2000 REM...AY-3-8910 READ ROUTINE
2010 GOSUB 3000: REM...LATCH ADDRESS
2020 POKE BA+13,0: REM...6520 PORT A TO READ
2030 POKE BA+12,0
2040 POKE BA+13,4
2050 POKE BA+14,1: REM...READ DATA
2060 DAT=PEEK(BA+12)
2070 POKE BA+14,0
2080 RETURN
```

```
3000 REM .. LATCH ADDRESS ROUTINE
3010 POKE BA+13,0: REM...6520 PORT A TO WRITE
3020 POKE BA+12,255
3030 POKE BA+13,4
3040 POKE BA+12,REG: REM...LATCH ADDRESS
3050 POKE BA+14,3
3060 POKE BA+14,0
3070 RETURN
```

Where it is only intended to write to the AY-3-8910 registers, a saving in execution time and program size may be made by incorporating lines 3010-3030 of the latch address routine into the initialisation routine and using the following routine for writing. In this case subroutines 2000 and 3000 are not required.

```
1000 REM...AY-3-8910 WRITE ROUTINE FOR WRITE-ONLY APPLICATIONS
1010 POKE BA+12,REG: REM...LATCH ADDRESS
1020 POKE BA+14,3
1030 POKE BA+14,0
1040 POKE BA+12,DAT: REM...WRITE DATA
1050 POKE BA+14,2
1060 POKE BA+14,0
1070 RETURN
```



A completed board, sporting the sound chip and three of the possible six DAC channels.

CALL IN AND SEE FOR YOURSELF

AUDIO ELECTRONICS

ALL PRICES INCLUDE VAT

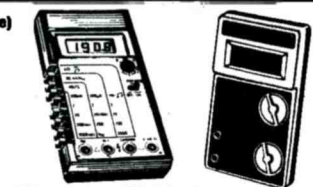
TEST EQUIPMENT CENTRES ALL MODELS ON DISPLAY OPEN SIX DAYS A WEEK

RETAIL • MAIL ORDER • EXPORT • INDUSTRIAL • EDUCATIONAL

DIGITAL MULTIMETERS (UK C/P Free)



HAND HELD
 K025C*13 range 0.2A DC 2 meg ohm £24.95
 K030C*26 range 1A AC/DC 20 meg ohm £34.95
 K055C*28 range 10A AC/DC 20 meg ohm £39.95
 6010+ 22 range 10A AC/DC 20 meg ohm £34.40
 7030+ As 6010 but 0.1% basic. £41.30
 188M 16 range 10A DC. 2 meg plus Hfe tester £39.95
 189M 30 range 10A AC/DC. 20 meg plus Hfe tester £69.95



BENCH MODELS (3 1/2 digit unless stated)
 TM353* 27 range LCD 2A AC/DC £86.25
 TM355* 29 range LED 10A AC/DC £86.25
 TM351* 29 range LCD 10A AC/DC £113.85
 2001 28 range LCD 10A AC/DC plus 5 range Cap. Meter with case £106.00
 TM451 4 1/2 digit LCD every facility (0.02%) £171.00
 1503a 4 1/2 digit LCD every facility (0.05%) £171.00
 1503b 0.03% basic version of above £169.00
 +Optional carry case £2.95 • With free carry case
 +Optional carry ca a £6.84

HAND HELD AUTO RANGE
 QM2350* 21 range 10A AC/DC 20 meg ohm (Miniature) £49.95
 HD30 16 range 0.2A AC/DC 2 meg ohm HD30/B As above plus cont. buzzer £44.50
 HD31 22 range 10A AC/DC 2 meg ohms plus cont. buzzer £58.95

EDUCATIONAL DISCOUNTS AVAILABLE FOR ALL STOCKS - PLEASE ENQUIRE

FREQUENCY COUNTERS

PFM200A 200 MHz hand held pocket 8 digit LED £67.50
 8110A 8 digit LED bench 2 ranges 100 MHz £77.00
 8610B 8 digit LED bench 2 ranges 600 MHz £113.85
 8000B 9 digit LED 3 ranges 1 GHz £178.00
 TF40* 8 digit LCD 40 MHz £126.50
 TF200* 8 digit LCD 200 MHz £166.75
 *Optional carry case £6.84
 Prescalers - Extended range of most counters
 TP600 600 MHz £43.00
 TP1000 1 GHz £74.00

SIGNAL GENERATORS (220/240v AC)

FUNCTION : All sine/square/triangle/TTL etc
 TE100 1Hz - 100 KHz £90.00
 TG102 0.2Hz - 2 MHz £166.75
 PULSE
 TG105 Various facilities 5Hz - 5 MHz £97.75
 AUDIO : Multiband Sine/Square
 LA627 10Hz to 1 MHz £86.00
 AG202A 20Hz to 200 KHz £78.00
 RF
 SG402 100 KHz to 30 MHz £59.95
 LSG17 100 KHz to 150 MHz £71.00

ELECTRONIC INSULATION TESTER

YF 501 500 V/0-100m with carry case £63.00

MULTIMETERS (UK C/P 65p)

Y7206 20K/V. 19 range pocket meter SPECIAL PRICE £7.95
 C7081 50K/V 21 ranges. Range doubler 10A DC SPECIAL PRICE £15.95
 ETC5000/5001 21 ranges. 50K/V. Range doubler. 10A DC. £18.50
 TMK500 23 ranges 30K/V. 12A DC plus cont. buzzer. £23.95
 NH56R 20K/V. 22 range pocket £10.95
 EU102 14 range 20K/V/pocket £5.95
 830A 26 range 30K/V. 10A AC/DC overload protection, etc. £23.95
 360TR 23 range 100K/V. Large scale 10A AC/DC plus Hfe £38.95
 AT1020 18 range 20K/V. Deluxe plus Hfe tester £17.50
 ST303TR 21 range 20K/V plus Hfe tester £18.95

OSCILLOSCOPES

Full specification on any model on request. SAE by post.
 'HM' Series NAMEG. 'SC' THANDAR. 'CS' Series TRIO. '3' Series GROTECH
SINGLE TRACE
 3030 15 MHz 5mV. 95mm tube plus component tester C/P £3.00 £172.50
 SC110A*. Miniature 10 MHz battery portable Postfree £171.00
 HM103 15 MHz 2mV. 6 x 7 display plus component tester C/P £3.00 £177.00
 *Optional carry case £6.84 AC adapter £5.69 Nicads £12.50
DUAL TRACE (UK C/P £4.00)
 HM203/4 Dual 20 MHz plus component tester £276.00
 CS156BA Dual 20 MHz. All facilities £290.00
 HM204 Dual 20 MHz plus component tester sweep delay. £419.75
OPTIONAL PROBE KITS
 X1 £7.95 X10 £8.45
 X1 - X10 £10.50 X100 £18.95

VARIABLE POWER SUPPLIES

PP241 0/12/24V. 0/1A £35.00
 PP243 3 amp version £59.95 (UK C/P £1.00)

DIGITAL THERMOMETER

TH301 LCD -50°C to +75°C with thermocouple. £68.43

AC CLAMP METER

ST300 0/300A. 0/600 VAC. 0/1 Kohn 9 ranges With carry case (UK C/P 65p) £28.50

LOGIC PROBES

LP10 10 MHz £28.50
 LP076 50 MHz £56.90

STOCKISTS FOR TRIO: NAMEG: GROTECH: SAFFAN* SCOPES. MOST MODELS IN STOCK.

HIGH VOLTAGE METER

Direct reading 0/40 KV. 20K/Volt. (UK C/P 65p) £18.40

DIGITAL CAPACITANCE

0.1 pF to 2000 nF LCD 8 ranges DW6013 £57.95 (Carry case £2.95)

TRANSISTOR TESTER

Direct reading PNP: NPN, etc. TC1 (UK C/P 65p) £21.95

FREE CATALOGUES SEND LARGE SAE (UK 20p)

ALL PRICES INCLUDE VAT

AUDIO ELECTRONICS Cubegate Limited
 301 EDGWARE ROAD, LONDON W2 1BN. TEL: 01-724 3564
 ALSO AT HENRY'S RADIO.
 404/406 EDGWARE ROAD, LONDON W2

NEW GOODIES JUST ARRIVED ROBOTICS

Motor drive + gearing, as used on "Big Trak" computerized tank. 2 motors with magnetically linked clutch. Supplied with data + circuits. £4.95

AA NI-CADS 10 for £9.95

Brand new nickel cadmium batteries by GE, standard 1.2V 1450MA/H. Professional quality with solder tags both ends. Special price, £1.40 ea; 10 for £9.95; Box of 80 £65.
 Nicad Charger: Charges up to 4AA, C or O cells + PP3. Only £7.95

TELESCOPIC AERIALS

As used in Sinclair microvision. 9 section 100-610mm. Only 95p

1N4148 - BEST PRICE EVER

Supplied in packs of 100, by Toshiba £2 per pack, 3 packs £5.50; 10 packs £15; 25 packs £32; 100 packs £115.

REED RELAYS

Manufacturers rejects - DIL and other PCB mounting types. SP, DP and 4P - make, break & c/o contacts. Not tested, so may be only partially working or o/c etc, so very low price - pack of 10 assorted £1; 25 £2.00; 100 £7.00

OPTO SCOPIII

7 seg Displays from 40p!!!
 0.3" CA MS133A 50p; 4 for £1.80
 0.3" CC MS131C 50p; 4 for £1.80
 0.6" CA Dual digit MS261 90p
 0.6" CC 4 digit MS4631 £1.75
 0.27" CA TL302 65p; 4 for £2.00
 All supplied with pin-out data.

FERRIC CHLORIDE


New supplies just arrived - 500mg bags of granules, easily dissolved in 500ml of water. Only £1.15 Also abrasive polishing block 95p.

Previous Months New Items

- N1 8085A CPU £3.50
- N2 MC14175 90p
- N3 LM380 55p
- N4 100UF 18V Ax 15p
- N5 6850 100p
- N7 MM2114 60p
- C1 7812CK (TO3 Case) 75p
- C2 3.579545MHz Xtal HC6U case 60p
- C5 Reed switches, 20mm body SP make 20/£1
- C8 68A00 CPU £1.50
- C9 UDN6118A display driver 80p
- C10 Speedloc ribbon cable: 10 way 30p/m; 20 way 60p/m; 40 way £1.20/m
- C12 8DX88A Darlington Power TO3 PNP 60V 12A 117W Hfe 750 @ 5A 75p
- C13 Nixie - Siemens ZM1338K. 14mm digit height, overall 25mm. Wire ended 50p
- C14 BY212-750 power switching rect, 800V 4A. 4 for £1.50
- C15 GROS9 50V 5A switching rect. 4 for 50p
- C17 KB104 4A 400V bridge 50p
- C18 BS1 1A 100V bridge. 5 for £1

30 Solderless Breadboard Project - Book 1

Recommended By BICC VERO P A PENFOLD



BRAND NEW VEROBLOC KIT!!!

Just published by Babani, Mr. R.A. Penfolds new book, "30 SOLDERLESS BREADBOARD PROJECTS" this book features 30 different projects for assembly on a Verobloc, and the kit contains all parts necessary to make:

- Audio Amplifiers
- Light & Dark Activated Switches & Alarms
- Timers
- Metronome
- Oscillators & Tone Generators
- Warning Door Buzzer
- Two-Tone Train Horn
- Touch Switch
- Reaction Game
- Sound Activated Switch
- Radio Receivers
- Fuzz Unit
- ... lots more!

The introduction shows all the different components and explains how to use the breadboard. The Verobloc layout is shown for every project together with the circuit diagram and an explanation of how it works. Ideal for beginners in electronics, but also suitable for more advanced students.

The complete kit is contained in an attractive plastic case, which can be divided up into 15 compartments in which your components may be stored.

Complete Kit, including book, Verobloc & all parts £24.95; Book only £2.25; Kit without Verobloc £20.45.

1982/3 CATALOGUE

- Bigger! Better!! Buy on!!!
- Only 75p inc. post - Look what you get!!
- Vouchers worth 60p
- 1st class reply paid envelope
- Wholesale list for bulk buyers
- Bargain List with hundreds of surplus lines
- Huge range of components
- Low, low prices
- Sent free to schools, colleges etc.

REGULATED PSU PANEL

Exclusive Greenweld design, fully variable 0-28V @ 20mA-2A. Board contains all components except pots and transformer. Only £7.75. Suitable transformer and pots £8. Send SAE for fuller details.

1,000 RESISTORS £2.50

We've just purchased another 5 million preformed resistors, and can make a similar offer to that made two years ago, at the same price!!! K523 - 1,000 mixed 1 and 1W 5% carbon film resistors, preformed for PCB mntg. Enormous range of preferred values. 1,000 for £2.50; 5,000 £10; 20k £38.

COMPUTER BATTLESHIPS

Probably one of the most popular electronic games on the market. Unfortunately the design makes it impractical to test the PCB as a working model, although it may well function perfectly. Instead we have tested the sound chip, and sell the board for its component value only (PCB may be chipped or cracked). SN76477 sound IC; TMS1000 u-processor; batt clips, R's, C's etc. Size 160 x 140mm. Only £1.50. Instruction book and circuit 30p extra.

SIMON GAME


... is back again. Another supply of ready built PCB's for this flashing light/pulsating tone computerised game is now with us. Supplied, tested and working with speaker & instructions £4.95.

FILAMENT DISPLAYS

Z883 7 seg display 12.5mm high. Ideal for TTL operation, taking 5V 8mA per seg. Std 14 DIL package. Only £1 each, 4 for £3.00. Data supplied.

ALL PRICES INCLUDE VAT - JUST ADD 90p P&P
GREENWELD
 443A Mill brook Road, Southampton SO1 0HX

New Products



HIFI STEREO AMPLIFIER KITS

From one of Britain's leading esoteric amplifier manufacturers comes an exciting new package of stereo amplifier kits, designed to offer all the advantages of true high fidelity but without the usual price penalty.

These new kits offer the choice of moving magnet or moving coil inputs, 40 to 100 watts per channel, in fact, everything that made the previous models so popular is included but with added style, easier construction and a full two year warranty.

The new range consists of The CK 1010 Stereo Pre Amplifier, The CK 1040 WPC Power Amplifier, The CK 1100 WPC Power Amplifier.

CK 1010

This kit contains all the necessary parts to build a complete pre-amp. The main PCB is ready assembled and tested therefore construction is simply a matter of point to point wiring and mechanical assembly of the connections and controls to the pre punched chassis.

The CK 1010 takes its DC supply from the CK 1040, 1100 or, if using a different power amplifier a PSK power supply kit. Inputs for disc, tuner and tape are provided and an optional add-on moving coil input can be fitted to extend its versatility. (MC2K)

CK 1040

This is a nominal 40 watt per channel power amplifier kit which features our dual power supply and the DC output for the CK 1010. All components such as heatsinks, wire and connectors are included and protection is provided from short circuit outputs.

CK 1100

Similar to the CK 1040 this model provides a nominal 100 watts per channel with extra heatsinking and thermal cutouts are provided as standard. When correctly assembled these kits are guaranteed for two years.

"It would seem then that Crimson have maintained their position at the top of the commercial kit build field. There is no oriental amplifier I know of that can better the sound of this combination overall at any price and only a few - such as the KA-1000 (£500+) - are of comparable standard. . . . I can say no more than that for £250 it (CK 1010/MC2K/1100) is a bargain and one that becomes the reference point for kit amplifiers from now on."

PRICES CK 1010 - RRP £92.00; CK 1040 - RRP £121.00; CK 1100 - RRP £151.00; MC2K - RRP £25.00; PSK - RRP £20.00

Barclaycard or Access accepted, otherwise send C.W.O. C.O.D. £1.00 extra. All prices include P&P to anywhere in the U.K. Export: Write for pro-forma

SEND FOR FULL DETAILS ON OUR HIFI KIT PRODUCTS BY WRITING TO FREEPOST ADDRESS BELOW



Crimson Electric

LONDON DISTRIBUTOR BRADLEY MARSHALL LTD, 325 EDGWARE ROAD, LONDON W21 8BN

PHOENIX WORKS
500 KINGS STREET
STOKE-ON-TRENT
TEL: 0782 330520

★★ SATURDAY BARGAINS ★★

EMOS SATURDAY SALES

Starting February 12th we will be open from 10am to 4pm every Saturday to sell our vast range of components at bargain prices. You will easily find us in Daventry on the A45, opposite the John O'Gaunt Hotel.

LARGE ELECTROLYTICS:

Computer Grade.
Made by Sprague or General Electric
Ideal for power supplies
Following values available:
185,000 @ 15v
300,000 @ 7v
120,000 @ 15v
100,000 @ 30v
71,000 @ 40v
50,000 @ 40v
9,000 @ 50v
Postage and packing
1 or 2 capacitors - £1.00
3 or more - £1.50
Prices - Intrinsic value at only £2.50 each.

VOLTAGE REGULATORS

+5V	1A	T0220	40p
+5V	1.5A	T03	140p
5V	1A	T0330	40p
5V	1.5A	T03	190p
+6V	0.5A	T0220	35p
+12V	0.5A	T0220	35p
+12V	1.5A	T03	140p
-12V	1A	T0220	40p
-12V	1.5A	T03	190p
+15V	1A	T0220	40p
-15V	1A	T0220	40p
-24V	1A	T0220	70p

P.S.U. COMPONENTS

2N4347 (120V)	150p	723	30p
2N6250 (250v) 180p		2N3055	35p
400mW Zeners	5p		

TMS2516JL 8 x 2K EPROM £14.90

TMS4030JL 4K RAM £3.00

8255 P.I.A. £1.90

2N3055 £0.35

Panel mounting 20mm fuseholders 20p

Continental relays 2p c/o 24V or 48V 50p

Heavy duty relays - 5A - 2p c/o 24V 85p

Microswitch - V type - push on terminals 25p

BENCH POWER SUPPLY

See constructional article in February '82 "Practical Electronics".

Available in kit form or built up.

Prices (inc VAT p+p):

Kit £44.00

Built £72.00

CMOS - 74 - 74 LS TTL

See our adverts in last months magazines for complete lists

Very competitive prices

Many devices only 9p

Dept 4C, High March, Daventry, Northants NN11 4HQ

Tel: 03272 5523 Telex: 311245 GRENEL G

Please add 50p per order postage and packing (except where higher is indicated) plus 15% VAT on total. No VAT on overseas orders, postage at cost. Cheques and postal orders made payable to Emos Limited. Send Large S.A.E. for comprehensive catalogue.

EMOS

Are you interested in
CASSETTE TAPE HEADS,
CASSETTE MECHANISMS,
FLOPPY DISK DRIVES,

TEST CASSETTES,
AMPLIFIER, KITS FROM 30 TO
100 WATTS, FM

TUNER KITS, CASSETTE
RECORDER KITS,

COMPUTER PRINTERS? If you
are, it would be a good idea
to write or telephone for your
copy of our FREE list.

HART ELECTRONIC KITS LTD

Penylan Mill, Oswestry, Shropshire SY10 9AF
Tel 0691 2894

Personal callers are always welcome but please note that we are closed all day Saturday.

electronics today international

BOOK SERVICE

How to order: indicate the books required by ticking the boxes and send this page, together with your payment, to ETI Book Service, Argus Specialists Publications Ltd, 145 Charing Cross Road, London WC2 0EE. Make cheques payable to ETI Book Service. Payment in sterling only please. Prices include postage and packing. Prices may be subject to change without notice.

BEGINNERS GUIDES

- Beginner's Guide to Basic Programming Stephenson £4.95
- Beginner's Guide to Digital Electronics £4.95
- Beginner's Guide to Electronics £4.95
- Beginner's Guide to Integrated Circuits £4.95
- Beginner's Guide to Computers £4.95
- Beginner's Guide to Microprocessors £4.95

COOKBOOKS

- Master IC Cookbook Hallmark £8.65
- Microprocessor Cookbook M. Hordeski £6.60
- IC Op Amp Cookbook Jung £13.15
- PLL Synthesiser Cookbook H. Kinley £6.60
- Active Filter Cookbook Lancaster £12.00
- TV Typewriter Cookbook Lancaster £9.95
- CMOS Cookbook Lancaster £10.85
- TTL Cookbook Lancaster £10.00
- Micro Cookbook Vol. 1 Lancaster £14.00
- BASIC Cookbook K. Tracton £5.20
- MC6809 Cookbook C. Warren £5.95

ELECTRONICS

- Principles of Transistor Circuits Amos £8.50
- Design of Active Filters with experiments Berlin £10.40
- 49 Easy to Build Electronic Projects Brown £5.20
- Electronic Devices & Circuit Theory Boylestad £11.95
- How to build Electronic Kits Capel £3.55
- How to Design and build electronic instrumentation Carr £7.95
- Introduction to Microcomputers Dagles £7.20
- Electronic Components and Systems Dennis £15.00
- Principles of Electronic Instrumentation De Sa £11.40
- Giant Handbook of Computer Software £11.00
- Giant Handbook of Electronic Circuits £14.75
- Giant Handbook of Electronic Projects £9.95
- Electronic Logic Circuits Gibson £5.55
- Analysis and Design of Analogue Integrated Circuits Gray £26.95
- Basic Electronics Grob £10.50
- Lasers — The Light Fantastic Hallmark £6.60
- Introduction to Digital Electronics & Logic Joynson £5.25
- Electronic Testing and Fault Diagnosis Loveday £6.60
- Electronic Fault Diagnosis Loveday £5.75
- Essential Electronics A-Z Guide Loveday £7.20
- Microelectronics Digital & Analogue circuits and systems Millman £11.80
- 103 Projects for Electronics Experimenters Minis £7.25
- VLSI System Design Muroga £30.00
- Power FETs and their application Oxner £23.00
- Practical Solid State Circuit Design Olesky £8.40
- Master Handbook of IC Circuits Powers £10.95
- Electronic Drafting and Design Raskhodoff £21.85
- VOM — VTVM Handbook Risse £7.25
- Video and Digital Electronic Displays Sherr £25.40
- Understanding Electronic Components Sinclair £7.50
- Electronic Fault Diagnosis Sinclair £4.50
- Physics of Semiconductor Devices Sze £14.50
- Digital Circuits and Microprocessors Taub £32.00
- Active Filter Handbook £5.50
- Designing with TTL Integrated Circuits Texas £14.00
- Transistor Circuit Design Texas £14.00
- Digital Systems: Principles and Applications Tocci £11.85
- Master Handbook of Telephones Traister £8.65
- How to build Metal/Treasure Locators Traister £5.20
- 99 Fun to Make Electronic Projects Tymony £7.25
- 33 Electronic Music Projects you can build Winston £5.95

COMPUTERS & MICROCOMPUTERS

- BASIC Computer Games Ahl £6.35
- From BASIC to PASCAL Anderson £7.95
- Mastering Machine Code on your ZX81 T. Baker £6.95
- UNIX — The Book Banaham £7.80
- Z80 Microcomputer Handbook Barden £10.00
- Microcomputer Maths Barden £10.75
- Digital Computer Fundamentals Barter £9.20
- Visicalc Book. APPLE Edition Bell £14.50
- Visicalc Book. ATARI Edition Bell £14.50
- Introduction to Microprocessors Brunner £22.00
- Programming your APPLE II Computer Bryan £7.95
- Microprocessor Interfacing Carr £6.60
- Microcomputer Interfacing Handbook A/D & D/A Carr £8.10
- Musical Applications of Microprocessors Chamberlain £25.50
- 30 Computer Programs for the Home Owner in BASIC D. Chance £7.95
- Microcomputers Dirkson £7.95
- APPLE Personal Computer for Beginners Dunn £8.50
- Microcomputers/Microcomputers — An Intro Gioone £10.90
- Troubleshooting Microprocessors and Digital Logic Goodman £7.95

- Getting Acquainted with your VIC 20 Hartnell £8.50
- Getting Acquainted with your ZX81 Hartnell £5.95
- Let your BBC Micro Teach you to program Hartnell £7.90
- Programming your ZX Spectrum Hartnell £8.50
- The ZX Spectrum Explored HArtnell £6.95
- How to Design, Build and Program your own working Computer System Haviland £7.95
- BASIC Principles and Practice of Microprocessors Heffer £7.15
- Hints and Tips for the ZX81 Hewson £5.25
- What to do when you get your hand on a Microcomputer Holtzman £8.65
- 34 More Tested Ready to Run Game Programs in BASIC Horn £6.60
- Microcomputer Builders' Bible Johnson £10.75
- Digital Circuits and Microcomputers Johnson £13.00
- PASCAL for Students Kemp £7.20
- The C — Programming Language KErrnighan £17.20
- COBOL Jackson £7.95
- The ZX81 Companion Maunder £9.50
- Guide to good Programming Practice Meek £5.70
- Principles of Interactive Computer Graphics Newman £12.95
- Theory and Practice of Microprocessors Nichols £11.35
- Exploring the World of the Personal Computer Nilles £11.35
- Microprocessor Circuits Vol. 1. Fundamentals and Microcontrollers Noll £8.90
- Beginner's Guide to Microprocessors Parr £5.10
- Microcomputer Based Design Peatman £10.50
- Digital Hardware Design Peatman £9.10
- BBC Micro Revealed Ruston £9.45
- Handbook of Advanced Robotics Safford £12.15
- 1001 Things to do with your own personal computer Sawusch £7.50
- Easy Programming for the ZX Spectrum Stewart £7.15
- Microprocessor Applications Handbook Stout £34.40
- Handbook of Microprocessor Design and Applications Stout £37.60
- Programming the PET/CBM West £17.80
- An Introduction to Microcomputer Technology Williamson £6.20
- Computer Peripherals that you can build Wolfe £10.50
- Microprocessors and Microcomputers for Engineering Students and Technicians Wooland £6.60

REFERENCE BOOKS

- Electronic Engineers' Handbook Fink £56.45
- Electronic Designers' Handbook Giacometto £59.55
- Illustrated Dictionary of Microcomputer Technology Hordeski £7.25
- Handbook for Electronic Engineering Technicians Kauffman £27.50
- Handbook of Electronic Calculators Kauffman £34.40
- Modern Electronic Circuit Reference Manual Marcus £40.70
- International Transistor Selector Towers £10.70
- International Microprocessor Selector Towers £16.00
- International Digital IC Selector Towers £10.95
- International Op Amp Linear IC Selector Towers £8.50
- International Op Amp Linear IC Selector Towers £12.95

VIDEO

- Servicing Home Video Cassette Recorders Hobbs £11.80
- Complete Handbook of Videocassette Recorders Kybett £7.95
- Theory and Servicing of Videocassette Recorders McGinty £11.95
- Beginner's Guide to Video Matthewson £5.20
- Video Recording: Theory and Practice Robinson £14.40
- Video Handbook Van Wezel £21.90
- Video Techniques White £12.95

Please send me the books indicated. I enclose cheque/postal order for £
Prices include postage and packing.
wish to pay by Access/Barclaycard. Please debit my account.

Signed

Name

Address

.....

.....

EUROPA ELECTRONICS

SEND FOR A FREE LIST OF OUR LARGE RANGE OF ITEMS

ALL DEVICES ARE NEW, FULL SPEC AND GUARANTEED
Post & Packing: Add 30p to all orders under £5.
VAT: All UK orders add 15% to total cost including p. & p.

THYRISTORS	5A 600V 40p	8A 600V 80p	12A 400V 95p	TIC 44 24p	TIC 45 25p	TIC 47 25p
-------------------	-------------	-------------	--------------	------------	------------	------------

TRANSISTORS	3VA: 2 x 8V-0.25A: 2 x 9V-0.15A: 2 x 12V-0.2	8VA: 2 x 8V-0.5A: 2 x 9V-0.3A: 2 x 12V-0.25A 270p	12VA: 2 x 8V-1A: 2 x 9V-0.6A: 2 x 12V-0.5A 220p
--------------------	--	---	---

74LS SERIES	74LS148 75p 74LS151 40p 74LS153 40p 74LS154 80p 74LS155 80p 74LS156 35p 74LS157 25p 74LS158 35p 74LS180 35p 74LS181 35p 74LS182 35p 74LS183 35p 74LS184 40p 74LS185 80p 74LS186 80p 74LS188 85p 74LS189 85p 74LS190 70p 74LS191 35p 74LS192 35p 74LS193 35p 74LS194 35p 74LS195 35p 74LS196 45p 74LS197 45p 74LS201 50p 74LS202 50p 74LS203 50p 74LS204 50p 74LS205 50p 74LS206 50p 74LS207 50p 74LS208 50p 74LS209 50p 74LS210 50p 74LS211 50p 74LS212 50p 74LS213 50p 74LS214 50p 74LS215 50p 74LS216 50p 74LS217 50p 74LS218 50p 74LS219 50p 74LS220 50p 74LS221 50p 74LS222 50p 74LS223 50p 74LS224 50p 74LS225 50p 74LS226 50p 74LS227 50p 74LS228 50p 74LS229 50p 74LS230 50p 74LS231 50p 74LS232 50p 74LS233 50p 74LS234 50p 74LS235 50p 74LS236 50p 74LS237 50p 74LS238 50p 74LS239 50p 74LS240 50p 74LS241 50p 74LS242 50p 74LS243 50p 74LS244 50p 74LS245 50p 74LS246 50p 74LS247 50p 74LS248 50p 74LS249 50p 74LS251 35p 74LS252 35p 74LS253 35p 74LS254 35p 74LS255 35p 74LS256 35p 74LS257 35p 74LS258 35p 74LS259 35p 74LS260 20p 74LS261 130p 74LS262 20p 74LS263 20p 74LS264 20p 74LS265 20p 74LS266 20p 74LS267 20p 74LS268 20p 74LS269 20p 74LS270 20p 74LS271 20p 74LS272 20p 74LS273 20p 74LS274 20p 74LS275 20p 74LS276 20p 74LS277 20p 74LS278 20p 74LS279 20p 74LS280 100p 74LS281 100p 74LS282 100p 74LS283 100p 74LS284 100p 74LS285 100p 74LS286 100p 74LS287 100p 74LS288 100p 74LS289 100p 74LS290 100p 74LS291 100p 74LS292 100p 74LS293 100p 74LS294 100p 74LS295 100p 74LS296 100p 74LS297 100p 74LS298 100p 74LS299 100p 74LS300 100p	74LS SERIES	7400 11p 7401 11p 7402 11p 7403 12p 7404 12p 7408 14p 7409 15p 7410 14p 7411 20p 7412 20p 7413 20p 7414 20p 7418 20p 7420 22p 7422 22p 7423 22p 7424 15p 7427 25p 7430 15p 7447 25p 7448 40p 7450 18p 7474 20p 7475 25p 7476 35p 7485 80p 7486 80p 7490 25p 7491 35p 7492 35p 7493 35p 7494 35p 7495 35p 7496 40p 74107 22p 74121 27p 74122 40p 74123 40p 74180 80p 74181 48p 74182 48p 74183 48p 74184 48p 74185 48p 74186 48p 74187 48p 74188 48p 74189 48p 74190 50p 74191 50p 74192 50p 74193 80p 74194 45p 74195 45p 74196 45p 74197 45p 74198 45p 74366 40p 74387 40p 74388 80p 74390 99p 74393 99p 74490 120p	4000 LOGIC	4046 80p 4047 80p 4048 80p 4049 24p 4040 24p 4051 45p 4052 50p 4058 14p 4059 14p 4070 14p 4071 14p 4072 14p 4073 14p 4074 14p 4076 45p 4077 18p 4078 18p 4081 14p 4082 15p 4088 55p 4089 125p 4093 24p 4094 80p 4095 75p 4096 70p 4501 23p 4502 80p 4503 45p 4604 75p 4506 25p 4507 30p 4510 45p 4511 45p 4512 88p 4518 40p 4520 80p	TRANSISTORS	AD181 42p AD182 42p BC107 10p BC108B 12p BC109C 10p BC177 10p BC178 10p BC179 20p BC182L 10p BC183L 10p BC184L 10p BC212L 10p BC213L 10p BC214L 10p BC547 12p BC548 12p BC549C 14p BC557 15p BC558 15p BC559 15p BFY50 23p BFY52 23p TP29A 32p TP30A 35p TP31A 35p TP32A 35p TP33A 85p TP34A 75p TP35A 20p TP42A 24p T543 32p 2N2646 45p 2N2904 25p 2N2905 25p 2N2906 25p 2N2907 25p 2N3053 25p 2N3055 45p 2N3702 10p 2N3703 15p 2N3704 15p 2N3705 10p 2N3706 10p 2N3707 10p 2N3709 10p 2N3818 22p 2N3903 15p 2N3904 15p 2N3906 15p 2N3907 15p 2N3908 15p 2N4258 30p 2N4568 30p
--------------------	--	--------------------	--	-------------------	---	--------------------	---

VOLTAGE REGULATORS (PLASTIC TO220)	OPTO ELECTRONICS	LEDs incl. chip
5V 1A 7805 40p 7905 45p	2N577 45p ORP60 120p	3mm 11p 5mm 12p
12V 1A 7812 40p 7912 45p	OCF71 180p ORP61 120p	14p 14p 14p
15V 1A 7815 40p 7915 45p	ORP12 120p TIL78 85p	14p 14p
18V 1A 7818 40p 7918 45p	7 Segment Displays	
24V 1A 7824 40p 7924 45p	DL707 115p TIL321 85p	
	DL707 115p TIL322 85p	

ELECTROLYTIC CAPACITORS (Axial & Radial Values in uF)	DIODES	BRIDGE RECTIFIERS
63V: 1, 2.2, 3.3, 4.7, 6.8, 10 8p; 15m 22m 33 8p.	0A47 8p	1A50V 18p
40V: 330, 470 46p; 1,000 48p; 2,200 70p.	0A90 8p	1A 100V 20p
25V: 47, 100 8p; 220, 330 12p; 470 25p; 680, 1,000 34p;	0A200 8p	1A 400V 25p
2,200 50p; 3,300 70p; 4,700 52p.	0A202 8p	2A 100V 30p
16V: 470 14p; 1,000 20p;	1N914 4p	2A 400V 45p
10V: 1,000 15p; 2,200 25p.	1N916 7p	

POLYESTER CAPACITORS (Radial Lead) 250V.	ZENER DIODES
10n, 15n, 22n, 33n, 47n 8p; 68n, 100n 8p; 150n, 220n, 330n 10p; 470n 15p; 680n 20p; 1,000n 25p.	2.7-33V
MYLAR FILM CAPACITORS (Radial Lead) 100V	400mW
1n, 1n5, 2n2, 3n3, 4n7, 6n8, 10n 8p; 15n, 22n, 33n, 47n 8p.	

CERAMIC CAPACITORS 50V. (Radial Lead).	DIL SOCKETS
22p-47,000p E12 Values 4p each.	8 pin 10p 20 pin 22p
POTENTIOMETERS:	14 pin 10p 24 pin 25p
Carbon track, 0.25W log & linear	16 pin 10p 40 pin 30p
5K-2M single gang 30p	
5K-2M single gang D/P switch 75p	
5K-2M dual gang stereo 88p	

PRESET POTENTIOMETERS	SWITCHES
Horizontal & Vertical	Slide 1A
0.1W 100R-1 Meg 7p	DPDT 14p
0.25W 100R-1 Meg 10p	DPDT c/off 15p
RESISTORS 5% Carbon Film	Sub-min Toggle
E12 values.	SPST on/off 54p
0.25W 1R-5M 1p	SP c/over 80p
0.5W 1R-5M 1.5p	DPDT 75p
	DPDT c/off 88p
	Push Button
	Push to Make 15p
	Push to Break 25p

Retail Shop: North Parade Electronics, Mollison Way, Edgeware Middlesex

hobbyboard

mail order products for electronic projects

SPECIAL INTRODUCTORY KIT OFFERS

To enable the price conscious enthusiast to be a **PROFESSIONAL**

Hobbyboard Systems are derivatives from well proven, high quality PCB manufacturing techniques - they produce quality products for technical projects - why settle for less?

PRINTED CIRCUIT TRANSFER & ETCH (KIT HB/1)

A complete kit which includes simple Foil Pattern transfer system, rub down transfers, copper clad PCB and all processing materials and requirements including explicit instructions. (Up to 10 circuits/kit)

Normal Price £15.00

SPECIAL OFFER PRICE
£12.00 INCL. VAT

PRINTED CIRCUIT PHOTO RESIST PRINT & ETCH (KIT HB/2)

A complete kit which enables you to make top quality PCB's the professional way. Includes full set of artwork aids, photo resist materials and all process materials and requirements. (Up to 10 circuits/kit)

Normal Price £24.00

SPECIAL OFFER PRICE
£16.00 INCL. VAT

DAYLIGHT PHOTOGRAPHIC SYSTEM (KIT HB/3)

Now you can make your own Photopositives and Negatives to professional standards - NO DARKROOM - complete kit with Pos. & Neg. film and all process aids.

Normal Price £19.50

PHOTO LABEL & PANEL SYSTEM (KIT HB/4)

Now make professional labels & panels for your project cases - finish the job properly - complete kit includes artwork transfers and materials to print fully laminated Plastic Panels in 5 colours. (Up to 20 labels/kit)

Normal Price £22.50

KITS HB/2, 3, 4 REQUIRE UV EXPOSURE

BUILD YOUR OWN UV UNIT (HB/UV1)

UV Lamp, Holder & Shade supplied with full assembly instructions to build a unit which will give superb results normally only obtained from very high cost systems - FAST EXPOSURES - FINE LINE REPRODUCTION

Normal Price £27.00

SPECIAL OFFER PRICE
£14.00 INCL. VAT

Hobbyboard UV ARTBOX (HB/UV2)

A fully built, self-contained artwork table and UV exposure unit - TWO for the price of ONE - EXPOSURE AREA 9" x 6" - EXCELLENT VALUE

Normal Price £65.00

SPECIAL OFFER PRICE
£49.00 INCL. VAT

Even greater savings if you order kits HB2, HB3 and HB4 with your new exposure unit.
KIT HB5 FULL PHOTO KIT - £60.00 INCL. VAT
KIT HB6 FULL PHOTO KIT - £90.00 INCL. VAT

ORDER FORM

(Cheques or Postal Orders only please for Special Offers.)

Please send me the following as quickly as possible

QTY	DESCRIPTION	Price Cat.	TOTAL
<input type="checkbox"/>	KIT HB/1 - PCB TRANSFER & ETCH KIT -	£12.00 -	£
<input type="checkbox"/>	KIT HB/2 - PCB PHOTORESIST KIT -	£16.00 -	£
<input type="checkbox"/>	KIT HB/3 - DAYLIGHT PHOTOKIT -	£13.00 -	£
<input type="checkbox"/>	KIT HB/4 - PHOTO LABEL/PANEL KIT -	£15.00 -	£
<input type="checkbox"/>	KIT HB/5 - FULL UV/1 PHOTOKIT -	£60.00 -	£
<input type="checkbox"/>	KIT HB/6 - FULL UV/2 PHOTOKIT -	£90.00 -	£
<input type="checkbox"/>	HB/UV1 - DIY UV EXPOSURE UNIT -	£18.00 -	£
<input type="checkbox"/>	HB/UV2 - Hobbyboard UV ARTBOX -	£49.00 -	£
	TOTAL		£

Name _____ P & P £ 0:50
Address _____
Cheque/PO £ _____

Please Send further details



KELAN (Hobbyboard)
North Works, Hookstone Park,
Harrogate, North Yorkshire.
☎ 0423-883672

A division of Kelan Engineering Ltd.

AUDIOPHILE

After dispensing, on tablets of newsprint, some wise words about various readers' problems, Ron Harris turns his attention to the new cartridge from Coral.

I'm going to start this month with a selection of letters, chosen to illustrate a general point or two that crops up in a number of readers' enquiries. There are several overall principles concerning setting up a hi-fi system, such as compatibility, component-matching, power requirements etc etc that have been repeated endlessly by all the hi-fi press — and *will* ever more be repeated — that are so fundamental to the task they should be inscribed across the walls of hi-fi emporia throughout the land.

I do not wish to go through ritual incantations herein, so please to accept a summary.

This can be as concise as: everything must be matched to everything else (especially cartridge to speakers) and the system is only as good as its weakest link.

With that in mind let us take up the discourse . . .

Getting Decked Out

I have recently acquired a Sony PSX600 automatic record deck and wish to replace the cartridge (supplied) with something better. I am not sure what cartridge will match the deck and want your advice to choose a new one. How good is the Sony one anyway? My amplifier is a Sony STRV55 and I use Mission 700 loudspeakers. J. BANKS, STRETFORD, MANCHESTER.

Answer The easy one first. If you'd read your December '82 copy of ETI properly (lose 10 points for inattention) you would have seen our review of the Goldring G910IGC which is designed to work in a range of the better automatic decks, such as yours. Taking into account the bright loudspeakers you favour, this would be a good choice. Have a listen to it yourself if you can manage it and see what you think. Others to try: Shure M97HE and Dynavector DV20.

Unbalanced And Bias

My hi-fi system is made up of a Thorens TD1 50 and Mayware arm and a Shure V15 III cartridge, a home-made Texan amplifier and a pair of Mordaunt-Short Signifier speakers that I got as a birthday present. I am happy with it except that it seems to have no bass since I changed the speakers and it doesn't have the same power. The sound is a bit 'tinny' now and I get more surface noise. I had the speakers checked by the shop and there was nothing wrong with them. Do they match the amplifier or should I change them again? If so *what* should I buy to match it? P. RAWLINGS, TUNBRIDGE WELLS, KENT.

Answer What car do you drive? A Lincoln-Continental with a Mini engine perhaps? There is nothing amiss with the speakers by the sound of it, but that amp is just *ever* so slightly out of place. It is not powerful enough to drive the Signifiers. It is not good enough to be in the system at all. In fact it wants dropping out — from a great height preferably.

You are not getting increased surface noise: it is just that the Signifiers are showing you what has *always* been there! (I shudder to think what sort of speakers you used before . . .) While I am at it, that record player could do

with sorting out, too. The Shure is a very bright cartridge, unless loaded properly — and the Texan won't do *that* either. This is almost certainly aggravating the 'tinny' sound, as you so graphically describe it. The Mayware arm we have had problems with under test for similar reasons, but if it works in your system . . .

I would suggest you get yourself a decent amp of around 50-100W per channel, and the HE stylus upgrade for your V15 III. If the system still sounds bad to you then, you have two choices: (i) Sell the lot and buy a transistor radio. It'll still sound 'tinny' but at least you'll know why. (ii) Change your ears.

First Time Nerves

Being of unsound mind and a little body I am about to buy my first ever hi-fi. After a lot of research activities and reading up I have decided on the following. My room is about 12' x 8' and I will be using it for all types of music. I am being foolishly brave I know, but could I have your comments and suggestions for improvement please.

Also which tape should I use with a Sony TCK-55 deck? I know you reviewed it years and years ago and I thought you might remember.

Ms D. COSTERN, OXFORD.

System: — Oracle/SME III/Dynavector Karat Diamond, Carver C1/M-400 Cube, Celestion SL6 speakers.

Answer First system???? A £600 record deck and £500 cartridge and it's your *first* system . . . ?

The Cube and the SL6's are an inspired choice. That set-up will provide magnificent transients and a sound out of all proportion to the size of the units.

The record deck, however, is not so inspired. For a start, the arm and cartridge don't match. You will need to either go down to the Karat Ruby, or change the arm upwards to either the Ittok or 'The Arm' to get the best out of the cartridge.

Frankly, though, I wonder if you've auditioned something like a TD160S/SME III/V15 V against the Oracle combination. Beyond reproach as your intended deck may be (and it *is* the best turntable in the universe) it is probably *too* expensive for your needs. Quite a way to start, nonetheless.

PS (It wasn't years and years either, and Maxell or Sony are your best bet.)

All Things Being Equal I'm Helping

I have an unusually shaped living room and it's got a wooden floor. No matter what sort of system we try in it, there is NO WAY to get a flat response. I think I need a graphic equaliser and wondered if you could help out with a circuit or something . . . (Preferably one-third octave.) I think your past projects are old-fashioned now and wondered if you are going to do a modern one. B. EVANS, BIRKENHEAD, MERSEYSIDE.

Answer How to win friends and influence people. You want me to give you a circuit for a one-third octave equaliser after you dared to call our past attempts old-fashioned? Smooth talkers like you should be in politics.

You'd go down well in the SDP.

Since you've been so charming about it, how could I refuse? Below you will find the circuit for an ultra-high quality equaliser. ETI may well produce it in a project later, but for now it is simply a tried and tested design. Board layouts and all that are *not* forthcoming, so please don't write in for them.

Coral MC-82

This month's review is the new Coral moving-coil cartridge, the MC-82. A deal has obviously been done and it sports a (Goldring) van den Hul stylus! The unit is sold as an up-market version of the excellent MC-81, which by now has probably reached 'Classic' status.

The MC-82 will cost around £130 design, requiring step-up of some sort. As an ever-increasing number of better decent head-amp these days, this is a problem fast disappearing.

There are, in addition, a goodly number of specialist head-amps to be had, and choosing is as much a matter of taste as anything else.

The MC-82 is an interesting product, offering more than just a new point to an old success story. As always it is immaculately presented, in a thick clear perspex box.

The pickup itself is a pretty golden colour and the body is identical to the MC-81 and MC-88E. Saves on the production, I suppose. The stylus is not user-changeable and must be returned to Coral for exchange.

Test Run

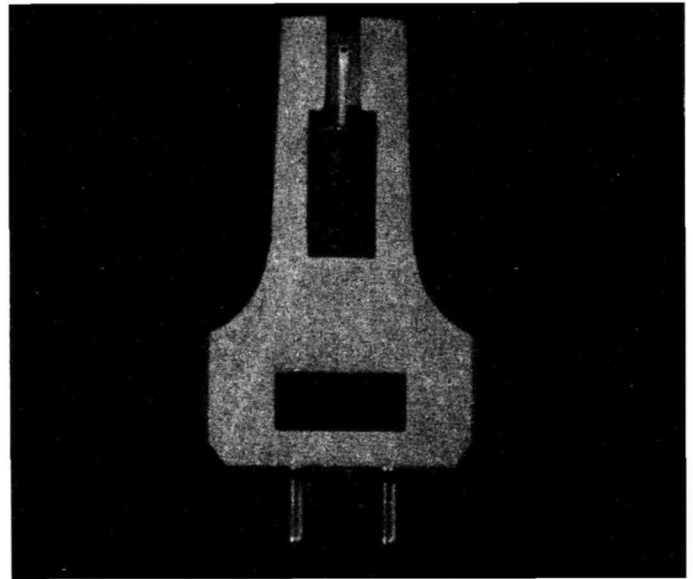
As can be seen from the results below, the MC-82 turned in the to-be-expected faultless technical performance. Optimum tracking was achieved at 2g1, above which no improvement could be obtained. With a weight of round 5 g and a compliance at over 20 cu ($\times 10^{-6}$ cm/dyne), the unit will match a wide range of arms and decks. (Tests were conducted using an SME III.)

The frequency response was flat 20-20 kHz ± 1 dB, a remarkable result. Excellent control of tip resonances shows in the smooth treble extension. Nothing to complain about and much to praise.

The van den Hul stylus is one recently covered in this feature, in connection with Goldring's own G910IGC.

TEST RESULTS: CORAL MC-B2

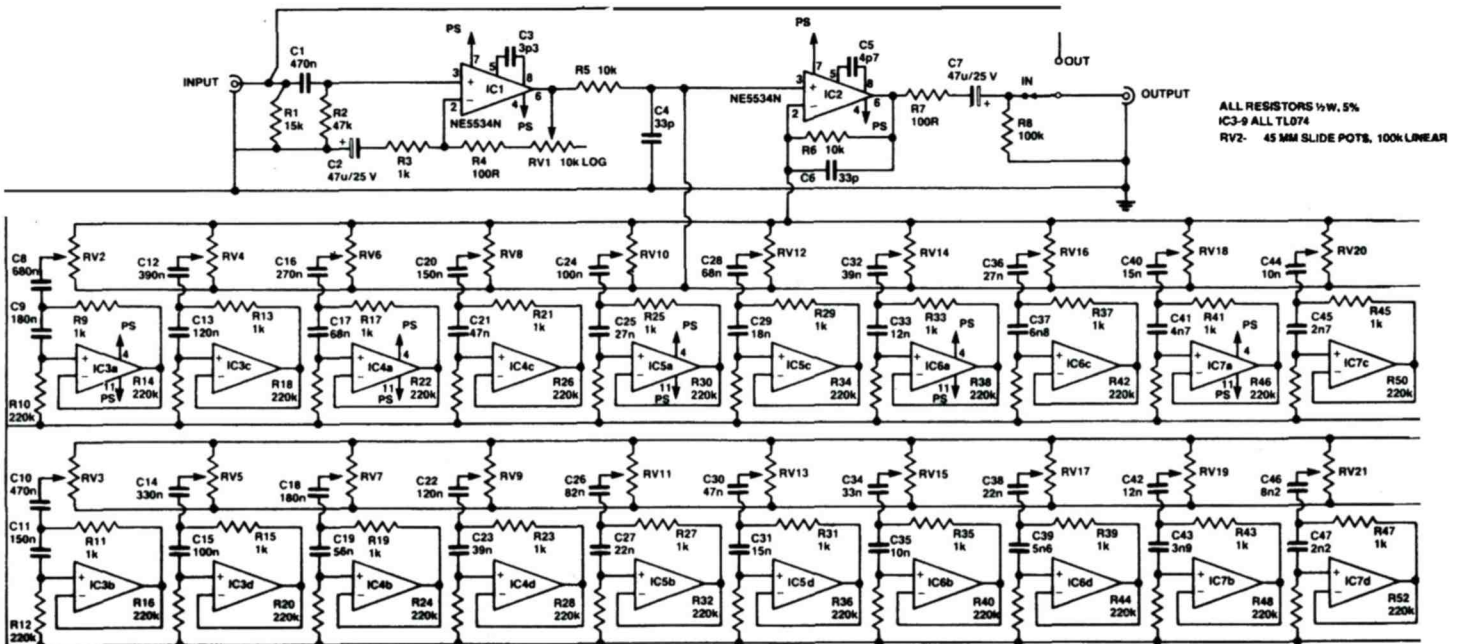
Frequency Response	: 20-20 kHz ± 1 dB
Channel Separation	: 27 dB at 1 kHz
Impedance	: 5 ohms (recommended loading of 30R)
Optimum Tracking Weight	: 2g1
Channel Balance	: within 1.2 dB
Compliance	: approximately 22 cu
Output Voltage	: 0.25 mV into 30R
Weight	: 5 g
Price	: around £130



You are referred to ETI December 1982 for a detailed description. Basically it imparts better groove contact and thus better tracking. In addition it seems to reduce susceptibility to surface noise — a contention borne out in the MC-82, incidentally — and on the Goldrings has a very open and detailed presentation.

Sound Product?

Having set up the MC-82 and settled back to listen, amp glowing merrily (well it *is* Class A), I found it a rewar-



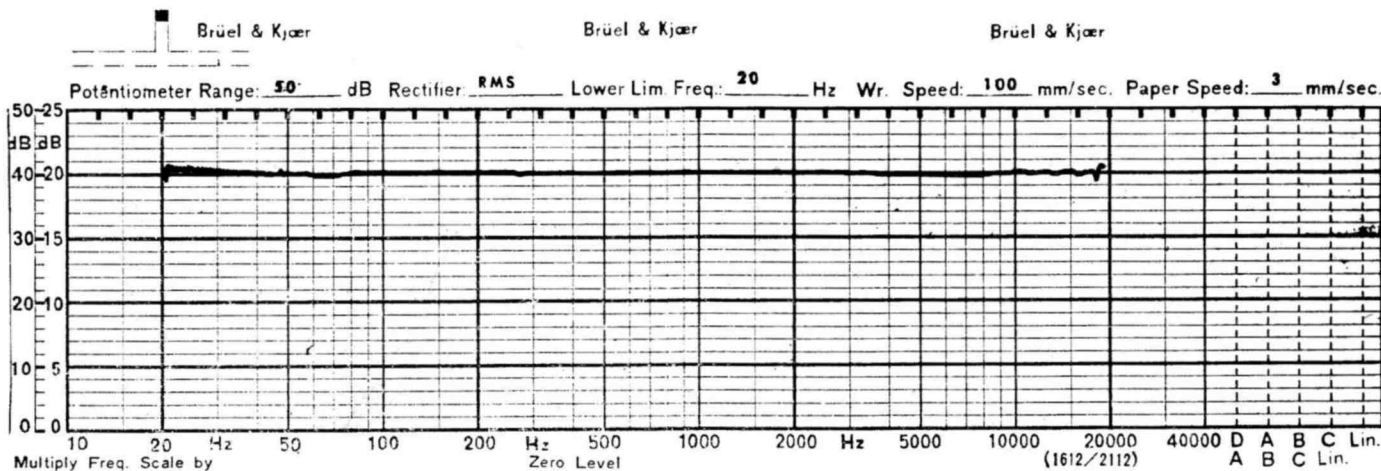



Fig. 1 Frequency response of the Coral MC-82 moving coil cartridge.

ding experience. This Coral is very good. It is totally unlike the MC-81, totally unlike the Goldrings and I can think of no other cartridge at all to which it is similar, except perhaps the Ortofon MC-30 and that is high praise indeed.

The Coral has the open mid-range of all the best moving-coil units, with a good detailed bass, which is perhaps a trifle loose at the very bottom end of the spectrum. The treble is clean and sharp without ever being hard or incisive. A cymbal sound demonstrates this very well.

The van den Hui once again seems to reduce its carrier's susceptibility to surface noise and backgrounds, accordingly, are quieter than with other cartridges. Voices are portrayed very well and the sound stage as a whole is well balanced and without undue emphasis in any part of the spectrum.

At the price of £130 the MC-82 is not cheap. It is value for money, however, when you consider the competition around. Coral have produced a cartridge here which performs exceptionally well and at a level which forces me to compare it to far more expensive units. I can only recommend that if you are looking for a cartridge in this price range - or higher - you give the MC-82 a try.



It must be the season for van den Huls, because here we go again! Goldring have just released their first ever moving coil cartridge, called the Electro II and retailing at around £125.

The main design aim has been to improve upon the ability of present cartridges to reproduce detail by eliminating non-linear energy losses in the cartridge itself. To this end, no adhesive is employed in the construction and a rigid die-cast assembly is used. Very high precision mouldings are required.

Audiophile is on the phone, trying to get hold of one and see how it all manages to stay in one piece.

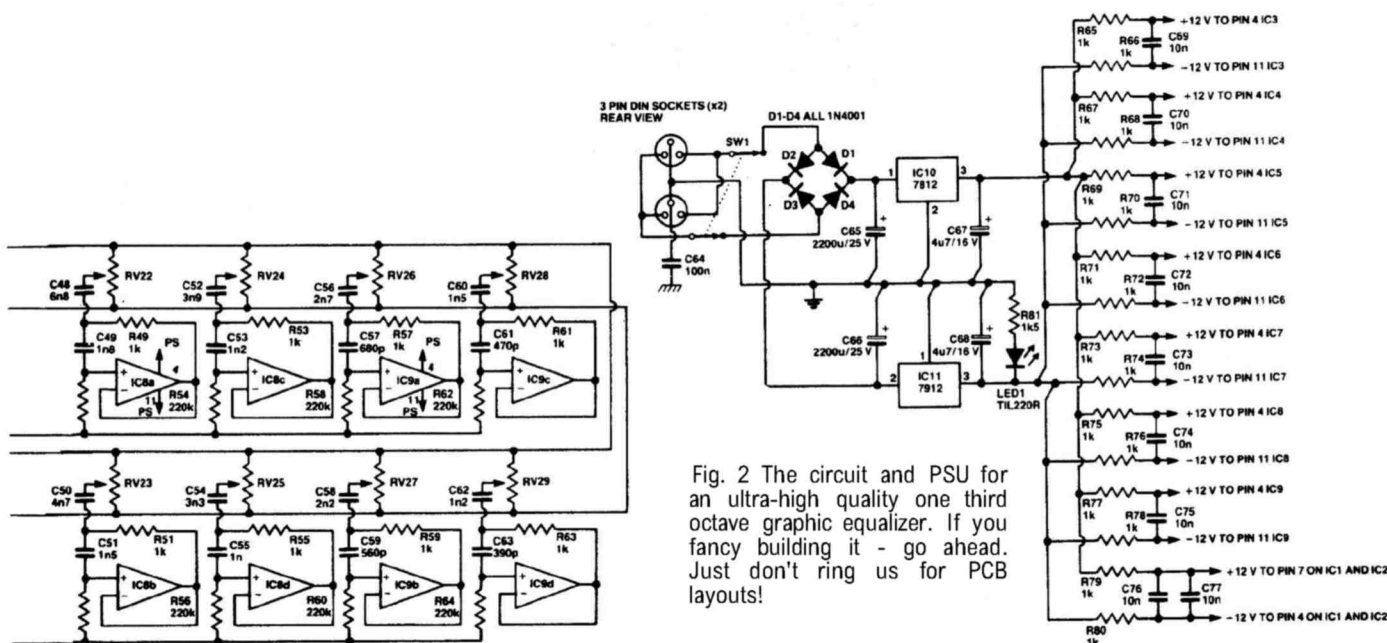


Fig. 2 The circuit and PSU for an ultra-high quality one third octave graphic equalizer. If you fancy building it - go ahead. Just don't ring us for PCB layouts!

BI-PAK BARGAINS



5T21 SCREWDRIVER SET
6 precision screwdrivers in hinged plastic case. Sizes — 0.8, 1.4, 2.2, 4, 2.9 and 3.8mm **£1.75**

5T31 NUT DRIVER SET
5 precision nut drivers in hinged plastic case. With turning rod. **£1.75**
Sizes: — 3, 3.5, 4, 4.5 and 5mm.

5T41 TOOL SET
5 precision instruments in hinged plastic case. Crosspoint (Phillips) screwdrivers — H D and H 1 Hex key wrenches: — 1.5, 2 and 2.5mm **£1.75**

5T51 WRENCH SET
5 precision wrenches in hinged plastic case. Sizes: — 4, 4.5, 5, 5.5 and 6mm **£1.75**

BUY ALL FOUR SETS: 5T21-5T51 and get HEX KEY SET FREE
HEX KEY SET ON RING
Sizes: 1.5, 2, 2.5, 3, 4, 5, 5.5 and 6mm.
Made of hardened steel.
HX/1 **£1.25**



"IRRESISTABLE RESISTOR BARGAINS"

Pak No.	Qty*	Description	Price
SX10	400	Mixed "All Type" Resistors	£1
SX11	400	Pre-formed 1/4-watt Carbon Resistors	£1
SX12	200	1/4 watt Carbon Resistors	£1
SX13	200	1/4 watt Carbon Resistors	£1
SX14	150	1/4 watt Resistors 22 ohm-2m2 Mixed	£1
SX15	100	1 and 2 watt Resistors 22 ohm-2m2 Mixed	£1

Paks SX12-15 contain a range of Carbon Film Resistors of assorted values from 22 ohms to 2.2 meg. Save pounds on these resistor paks and have a full range to cover your projects.
*Quantities approximate, count by weight.

25 pieces of Audio Plugs, Sockets and Connectors to include DIN 180°-240° Inline 3-6 Pin, Speakers, Phono, Jack Stereo and Mono etc. Valued at well over £3 normal Order No. SX25.

Our Price **£1.50** per pak. Guaranteed to save you money.
SX26 3 Pks of 6 pin 240° DIN Plugs and Chassis Sockets **50p**
SX27A 60 Assorted Polystyrene Bead Capacitors Type 9500 Series PPD **£1.00**
SX28A 50 Assorted Silver Mica Caps. 5.6pF-150pF **£1.00**
SX29A 50 Assorted Silver Mica Caps. 180pF-4700pF **£1.00**
SX30A 50 High Voltage Disc Ceramics 750v min up to 8KV Assorted useful values **£1.00**
SX31A 50 Wirewound 9 watt (avg) Resistors Assorted values 10hm-12K **£1.00**

"CAPABLE CAPACITOR PAKS"

Pak No.	Qty*	Description	Price
SX16	250	Capacitors Mixed Types	£1
SX17	200	Ceramic Capacitors Miniature Mixed	£1
SX18	100	Mixed Ceramics 1pf-56pf	£1
SX19	100	Mixed Ceramics 50pf-0.5mf	£1
SX20	100	Assorted Polyester/Polystyrene Capacitors	£1
SX21	60	Mixed C280 type capacitors metal foil	£1
SX22	100	Electrolytics, all sorts	£1
SX23	50	Quality Electrolytics 50-1000mf	£1
SX24	20	Tantalum Beads, mixed	£1

*Quantities approximate, count by weight.

BARGAINS

SX91	20 x Large 2" RED LED	£1
SX42	20 small 125 Red LED's	£1
SX43	10 Rectangular Green LED's 2	£1
SX46	30 Assorted Zener Diodes 250mV-2 watt mixed voltages, all coded New.	£1
SX47	4 Black Instrument Knobs—winged with pointer 1/4" Standard screw. Fit size 29 x 20mm.	50p
SX49	20 Assorted Slider Knobs. Black/Chrome, etc.	£1
SX80	12 Neons and Filament Lamps. Low voltage and mains — various types and colours — some panel mounting	£1

BRAND NEW LCD DISPLAY MULTITESTER.

RE 188m
LCD 10 MEGOHM INPUT IMPEDANCE
*3 1/2 digit *16 ranges plus hFE test facility for PNP and NPN transistors *Auto zero, auto polarity *Single-handed, pushbutton operation *Over range indication *12.5mm (1/2-inch) large LCD readout *Diode check *Fast circuit protection *Test leads, battery and instructions included
Max indication 1999 or — 1999
Polarity indication Negative only
Positive readings appear without + sign
Input impedance 10 Megohms
Zero adjust Automatic
Sampling time 250 milliseconds
Temperature range — 5°C to 50°C
Power Supply 1 x PP3 or equivalent 9V battery

Consumption 20mW
Size 155x88 x 31mm
RANGES
DC Voltage 0-200mV.
0-2-20-200-1000V. Acc: 0.8%
AC Voltage 0-200-1000V.
Acc: 1.2% DC Current 0-200uA
0-2-20-200mA, 0-10 A. Acc: 1.2%
Resistance 0-2-20-200K ohms
0-2 Megohms. Acc: 1%
BI-PAK VERY LOWEST POSS PRICE **£35.00** each




SIREN ALARM MODULE

American Police type screamer powered from any 12-volt supply into 4 or 8 ohm speaker. Ideal for car burglar alarm, freezer break-down and other security purposes. BP124 5 watt 12v max — Siren Alarm Module **£3.85**
Order No BP124



The Third and Fourth Hand...



... you always need but have never got "until now". This helpful unit with Rod mounted horizontally on Heavy Base. Crocodile clips attached to rod ends. Six ball & socket joints give infinite variation and positions through 360° also available attached to Rod a 2 1/2" diam magnifier giving 2.5 x magnification. Helping hand unit available with or without magnifier. Our Price with magnifier as illustrated ORDER NO. T402 **£5.50**
Without magnifier ORDER NO. T400 **£4.75**

SX52 6 Black Heatsink will fit TO-3 and TO-220. Ready drilled. Half price value. **£1**
SX53 1 Power Finned Heatsink. This heatsink gives the greatest possible heat dissipation in the smallest space owing to its unique staggered fin design. pre drilled. TO-3 Size 45mm square x 20mm high. **40p**
TO-66 size 35mm x 30mm x 12mm. **35p**
SX54 1 Heat Efficiency Power Finned Heatsink. 90mm x 80mm x 35mm High. Drilled to take up to 4 x TO-3 devices **£1.50** each

SINGLE SIDED FIBREGLASS BOARD

Order No.	Pieces	Size	Sq. Ins.	Price
FB1	4	9 x 2 1/4"	100	£1.50
FB2	3	11 x 3"	100	£1.50
FB3	4	13 x 3"	156	£2.00

DOUBLE SIDED FIBREGLASS BOARD
FB4 2 14 x 4" 110 **£2.00**

SILICON POWER TRANSISTORS — T03
NPN like 2N3055 — but not full spec 100 watts 50V min. 10 for **£1.50** — Very Good Value 100s of uses — no duds Order No. SX90

BI-PAK SOLDER-DESOLDER KIT

Kit comprises ORDER NO. SX80
1 High Quality 40 watt General Purpose Lightweight Soldering Iron 240v mains incl 3/16" (4.7mm) bit.
1 Quality Desoldering pump High Suction with automatic ejection. Knurled, anti-corrosive casing and teflon nozzle
1.5 metres of De-soldering braid on plastic dispenser.
2 yds (1.83m) Resin Cored Solder on Card.
1 Heat Shunt tool tweezers Type
Total Retail Value over **£12.00**
OUR SPECIAL KIT PRICE **£8.95**

BI-PAK PCB ETCHANT AND DRILL KIT

Complete PCB Kit comprises
1 Expo Mini Drill 10,000RPM 12v DC incl 3 collets & 1 x 1mm Twist bit.
1 Sheet PCB Transfers. 210mm x 150mm.
1 Etch Resist Pen.
1 1/2 lb pack FERRIC CHLORIDE crystals.
3 sheets copper clad board
2 sheets Fibreglass copper clad board
Full instructions for making your own PCB boards.
Retail Value over **£15.00**
OUR BI-PAK SPECIAL KIT PRICE **£9.75**
ORDER NO. SX81

PROGRAMMABLE UNIJUNCTION TRANSISTOR

"PUT" case T0106 plastic MEU22 Similar to 2N6027/6028 PNP Silicon
Price: 1-9 10-49 50-99 100+ Normal Retail
Each. 20p 18p 15p 13p Price **£0.35** each
SX33A 6 small (min) (SDST/SPDT) Toggle Switches 240v 5amp **£1.00**
SX35A 6 Packer Switches; 250V 2A **£1.00**
SX32A 12 Assorted Jack & Phono plugs, sockets and adaptors, 2.5m, 3.5m and standard sizes **£1.00**
SX71 50 BC108 "Fallouts" Manufacturers out of spec on volts or gain You test. **£1.00**
SX72 A mixed bundle of Copper clad Board Fibreglass and paper. Single and double sided. A fantastic bargain **£1.00**

REGULATED VARIABLE STABILISED POWER SUPPLY

Variable from 230 volts and 0.2 Amps Kit includes:—
1 — VPS30 Module. 1 — 25 volt 2 amp transformer, 1 — 0.50v 2" Panel Meter, 1 — 0.2 amp 2" Panel Meter, 1 — 470 ohm wirewound potentiometer, 1 — 4K7 ohm wirewound potentiometer Wiring Diagram included VPS30 KIT **£20**
SIREN ALARM MODULE
American Police type screamer powered from any 12 volt supply into 4 or 8 ohm speaker. Ideal for car burglar alarm, freezer break-down and other security purposes. BP124 5 watt 12v max — Siren Alarm Module **£3.85**

TECASBOTY

The Electronic Components and Semiconductor Bargain of the Year. A host of Electronic components including potentiometers — rotary and slider, presets — horizontal and vertical. Resistors of mixed values 22ohms to 2M2 — 1/8 to 2 Watt. A comprehensive range of capacitors including electrolytic and polyester types plus disc ceramics etcetera. Audio plugs and sockets of various types plus switches, fuses, heatsinks, wire, nuts/bolts, gromets, cable clips and lyes, knobs and P.C. Board. Then add to that 100 Semiconductors to include transistors, diodes, SCR's opto's, all of which are current everyday usable devices. In all a Fantastic Parcel. No rubbish all identifiable and valued in current catalogues at well over £25.00. Our Fight Against Inflation — Beat the Budget — Down with Depression **Price — JUST £6.50.**

SX38 100 Silicon NPN Transistors — all perfect Coded mixed types with data and eqvt sheet. No rejects. Real value. **£3.00**
SX39 100 Silicon PNP Transistors — all perfect. Coded mixed types with data and eqvt. sheet. No rejects. Fantastic value. **£3.00**
2N3055 The best known Power Transistors in the World — 2N3055 NPN 115w. Our BI-PAK Special Offer Price:
10 off **50 off** 100 off
£3.50 **£16.00** **£30.00**
BD312 COMPLIMENTARY PNP POWER TRANSISTORS: TO 2N3055. Equivalent MJ2955 — BD312 — T03 SPECIAL PRICE **£0.70** each 10 off **£6.50**

MORE BARGAINS!

SX51	60 metres PVC covered Hook-up wire single and stranded Mixed colours.	£1
SX58	25 Assorted TTL Gates 7400 Series. 7401-7460.	£1
SX59	10 Assorted Flip Flops and MSI. TTL	£1
SX60	20 Assorted Slider Potentiometers	£1
SX62	40 Assorted Pre-Sets Hor/Vert etc.	£1
SX79	10 Reed Switches — glass type 3 Micro Switches — with lever	£1

BI-PAK

SHOP AT 3 BALDOCK ST., WARE, HERTS
TERMS. CASH WITH ORDER, SAME DAY DESPATCH ACCESS
BARCLAYCARD ALSO ACCEPTED TEL (0920) 3182. GIRO 388 7006
ADD 15% VAT AND 75p PER ORDER POSTAGE AND PACKING



Use your credit card. Ring us on Ware 3182 NOW and get your order even faster. Goods normally sent 1st Class Mail.
Remember you must add VAT at 15% to your order. Total Postage add 75p per Total order.

BI-PAK BARGAINS

TRIACS - PLASTIC

4 AMP - 400v - T0202 - TAG 130D		
1 OFF	10 OFF	50 OFF
40p	£3.75	£17.50
8 AMP 400v - T0220 - TAG 425		
60p	£3.75	£27.50
	100 OFF	£30.00

SLIDER POTENTIOMETERS

Plastic 40mm Travel Mono

SX43 5 x 470 ohm Lr	SX675 1 x 47k Ln	ALL AT 50p PER PAK
SX44 5 x 1k Ln	SX685 4 x 47k Lg	
SX45 5 x 22k Ln	SX686 100k Ln	
SX46 5 x 22k Lg	SX706 1 meg Ln	

SX40 250 Silicon Diodes—Switching like 1N4148 DO-35. All good—uncoded Worth double our price. 45v 75mA **£1.25**

SX41 250 Silicon Diodes—General Purpose like OA700/202 BAX13/16 Uncoded 30-100v 200mA DO-7 **£1.25**



SX44 10 5A SCR's T064 3 x 50v, 3 x 100v, 2 x 200v, 2 x 400v. Super value less than 1/2 price **£1**

SX45 10 5A SCR's T066 2 x 50v, 2 x 100v, 4 x 200v, 2 x 400v. All coded. Brand new, a giveaway! **£1**



MINIATURE TOOLS FOR HOBBYISTS

MINIATURE ROUND NOSE Pliers
insulated handles 4 7/8 inch length. Order No Y043

MINIATURE LONG NOSE Pliers - insulated handles 5 1/2 inch length. Order No Y044

MINIATURE BEND NOSE Pliers - insulated handles 5 1/2 inch length. Order No Y045

MINIATURE END GRIP Pliers - insulated handles 4 7/8 inch length. Order No Y046

MINIATURE SNIP NOSE Pliers with wire cutter and serrated jaws - insulated handles 5 1/2 inch length. Order No Y047

All with insulated handles

FLEXEY DRIVER
A flexible shaft screwdriver for those awkward to get at screws. Overall length 8 1/2 inch. Order No FS-1 Flat blade 4mm FS-2 Cross point no 1 **£1.75 each**

GRIP DRIVER
6 inch long screwdriver with spring loaded grip on end to hold screws in position while reaching into those difficult places. Order No SD-1 Flat blade 4mm SD-2 Cross point no 0 **95p each**

INEXPENSIVE TOOLS OF IMMENSE VALUE
Continued were stronger, cutters, cutters etc. 25 each. Removable for cutting. Order No WS2. Our low price **£1.20 each**

BA NUT DRIVER SET
Set of 5 BA spanner shafts plus universal handle in roll-up wallet. Sizes 0 BA 2-4-6-8 BA. Order No T182

NEON SCREWDRIVER
7 pin blade no NS1 **8.80p each**
5 pin blade no NS2 **8.80p each**

Guarantee
Satisfaction or your money back has always been BI-PAK's GUARANTEE and it still is. All these Sale items are in stock in quantity and we will despatch the same day as your order is received.

EXPERIMENTOR BOXES - ALUMINIUM - PLASTIC ALUMINIUM BOXES

Made with Bright Aluminium folded construction with deep lid and screws

SIZE	L	W	H	Order No	Price
5 1/4	2 1/4	1 1/2	159		83p
4	2 1/4	1 1/2	161		83p
4	2 1/2	2	163		83p
3	2	1	164		57p
8	6	3	166		£1.00
6	4	2	167		£1.12

All measurements for boxes are shown in inches. L = Length, W = Width, H = Height

Plastic Boxes

Coloured Black Close fitting. Flanged Lid, fixing screws into brass bushes.

SIZE	L	W	H	Order No	Price
4	2	1	141		£1.00
4	2 1/2	1 1/2	143		£1.30
6	3	2	144		£1.80
4	2 1/4	1	146		£1.40

Plastic as above but with aluminium top panel **£1.40**

Plastic sloping front

SIZE	L	W	H	Order No	Price
5 1/4	4	2 1/4	2 1/4		57p
			slope to		
			1 1/2	148	£2.14

IC SOCKETS

The more you buy the cheaper they come!

Pin	10 off	50 off	100 off
8 pin	85p	£3.50	£6.00
14 pin	90p	£3.75	£6.50
16 pin	95p	£4.00	£7.00

VOLTAGE REGULATORS

T0220

	Positive +	Negative +
7805	- 50p	7905 - 55p
7812	- 50p	7912 - 55p
7815	- 50p	7915 - 55p
7824	- 50p	7924 - 55p

BI-PAK'S OPTO 83 SPECIAL

A selection of large & small size LED's in Red, Green, Yellow and Clear, plus shaped devices of different types. 7 Segment displays, photo transistors, emitters and detectors. Types like MEL11, FP1100 etc. Plus Cadmium Cell DRP12 and germ photo transistor OCP71. TOTAL OF 25 PIECES

W/NO SXS7A
Valued - Normal Retail £12.00
Our Price **£5.00**

SEMICONDUCTORS FROM AROUND THE WORLD

100 A Collection of Transistors, Diodes, Rectifiers, Bridges, SCR's, Triacs, IC's both Logic and Linear plus Opto's all of which are current everyday usable devices

Guaranteed Value over £10 at Normal Retail Price

yours for only **£4.00** Data etc. in every pak. Order No SX5F

MW398 NI-CAD CHARGER

Universal Ni-Cad battery charger. All plastic case with lift up lid. Charge/Test switch LED indicators at each of the five charging points

Charges -	Power -
PP3 (9V)	220-240V AC
U12 (1.5V penlite)	Dims -
U11 (1.5V 'C')	210 x 100 x 50mm
U2 (1.5V 'D')	£6.95

POWER SUPPLY OUR PRICE £3.25
Power supply fits directly into 13 amp socket. Fused for safety. Polarity reversing socket. Voltage switch. Lead with multi plug. Input - 240V AC 50HZ Output - 3 4 5 6 7 5.9 & 12V DC. Rating - 300 ma MW88

1 Amp SILICON RECTIFIERS

Glass Type similar IN4000 SERIES IN4001-IN4004
50 - 500v - uncoded J - you select for VLTS
All perfect devices - NO DOGS Min 50v
50 lot **£1.00** - worth double ORDER NO SX76

Silicon General Purpose NPN Transistors T0-18 Case Lock lid leads - coded CV7644 Similar to BC147 - BC107 - 2789 ALL NEW! VCE 70v IC500mA Hfe 75-250 50 off 100 off 500 off 1000 off
PRICE **£2.00 £3.80 £17.50 £30.00** Order as CV764

Silicon General Purpose PNP Transistors T0-5 Case Lock lid leads coded CV9507 similar IN2905A to BF330 VC 60 IC 600mA Min Hfe 50 ALL NEW! 50 off 100 off 500 off 1000 off
PRICE **£2.50 £4.00 £19.00 £35.00** Order as CV9507

Silicon NPN'L' Type Transistors

T0-92 Plastic centre collector
Like BC182L - 183L - 184L
VCB0 45 VCEO 30 IC200mA Hfe 100-400

ALL perfect devices - uncoded ORDER AS SX183L
50 off 100 off 500 off 1000 off
PRICE **£1.50 £2.50 £10.00 £17.00**

PNP SILICON TRANSISTORS:
Similar ZTX500 - ZTX214 - E-Line
VCEO 40 VCB0 35 IC 300mA Hfe 50-400
Brand New - Uncoded - Select Devices
50 off 100 off 500 off 1000 off
PRICE **£2.00 £3.50 £15.00 £25.00**
Order as ZTXPNP

DIGITAL VOLT METER MODULE

3 x 7 segment displays Basic Circuit 0-2V±
instructions provided to extend voltage & current ranges Operating voltage 9-12V
Typ. Power Consumption 50mA
D-ID SX39 Once only price **£9.95**

ELECTRONIC SIREN 12v DC
Red plastic case with adjustable timing brackets Emits high pitched wailing note of varying pitch 100 cycles per minute
Dims: 90mm (dia) x 60mm (depth)
Power - 12 v DC
Our Price: **£5.50**

SILICON BRIDGE RECTIFIERS

Comprising 4 x 1 amp rectifiers mounted on PCB

VRM - 150vIts
IFM - 1.5Amps
Size - 1 inch square

	50 off	£1.00
	100 off	£4.50
	1000 off	£7.50

Order No. As: 4R1 BRect.

MULTITESTERS

1,000 opv including test leads & Battery
AC volts - 0-15-150-500-1,000.
DC volts - 0-15-150-500-1,000.
DC currents - 0-1ma-150ma
Resistance - 0-2.5 K ohms 100 K ohms.
Dims - 90 x 61 x 30mm.

0/No. 1322. OUR PRICE £6.50 ONLY

HOME TWEETER
Dome Tweeter for systems up to 50W. Impedance 8 ohms, Frequency Response 2000-20000Hz. Dims 38mm dia x 31mm deep.
OUR PRICE £2.86 0/No. DMT200

30,000 opv. Including test leads and case
AC volts - 0-2.5-10-25-100-250-500-1,000.
DC volts - 0-0.25-1-2.5-10-25-100-250-1,000
DC current - 0-50ua 0-5ma-50ma 0-12amps
Resistance - 0-6K ohms-70K ohms-6meg ohms-60meg ohms
Decibels - -20db to plus 56db.
Short test - Internal buzzer.
Dims - 160 x 110 x 50mm.

0/No. 1315. OUR PRICE ONLY £24.75

SPECIAL OFFER OF STEREO AUDIO MODULES

Fully built and tested in our factory
A COMPLETE SET TO GIVE YOU 70 WATTS TOTAL 35 WATTS (rms) PER CHANNEL 55v POWER SUPPLY

Kit comprises
2 x AL80 Power Amplifiers
1 x PA 200 Stereo Pre-Amplifier
1 x Front Panel Black with White lettering
4 x Black Knobs with White Pointer
NORMAL RETAIL PRICE £52 COMPLETE SAVE £14
OUR SPECIAL OFFER PRICE FOR 1 MONTH ONLY

1 x SPM120/55 Power Supply
1 x Transformer 55v
2 x Coupling Capacitors & 1 Reservoir Capacitor
Full hook-up chart

£38 COMPLETE

Order by phone NOW with your Credit Card - Ring: Sue on 0520 3442/3182 for immediate despatch (Order as: SX70 watt AUDIO KIT)

electronize

AUTO-ELECTRONIC PRODUCTS

KITS OR READY BUILT

ELECTRONIC IGNITION



IS YOUR CAR AS GOOD AS IT COULD BE ?

- ★ Is it **EASY TO START** in the cold and the damp? Total Energy Discharge will give the most powerful spark and maintain full output even with a near flat battery.
- ★ Is it **ECONOMICAL** or does it "go off" between services as the ignition performance deteriorates? Total Energy Discharge gives much more output and maintains it from service to service.
- ★ Has it **PEAK PERFORMANCE** or is it flat at high and low revs. where the ignition output is marginal? Total Energy Discharge gives a more powerful spark from idle to the engines max. (even with 8 cylinders).
- ★ Do the **PLUGS** and **POINTS** always need changing to bring the engine back to its best. Total Energy Discharge eliminates contact arcing and erosion by removing the heavy electrical load. The timing stays "spot on" and the contact condition doesn't affect the performance either. Larger plug gaps can be used, even wet or badly fouled plugs can be fired with this system.

★ Is the **PERFORMANCE SMOOTH**. The more powerful spark of Total Energy Discharge eliminates the 'near misfires' whilst an electronic filter smooths out the effects of contact bounce etc.

Most **NEW CARS** already have **ELECTRONIC IGNITION**. Update **YOUR CAR** with the most powerful system on the market - 3½ times more spark power than inductive systems - 3½ times the spark energy of ordinary capacitive systems 3 times the spark duration.

Total Energy Discharge also features: **EASY FITTING, STANDARD/ELECTRONIC CHANGEOVER SWITCH, LED STATIC TIMING LIGHT, LOW RADIO INTERFERENCE, CORRECT SPARK POLARITY** and **DESIGNED IN RELIABILITY**.

★ **IN KIT FORM** it provides a top performance system at less than half the price of competing ready built units. The kit includes: pre-drilled fibreglass PCB, pre-wound and varnished ferrite transformer, high quality 2µF discharge capacitor, case, easy to follow instructions, solder and everything needed to build and fit to your car. All you need is a soldering iron and a few basic tools.

FITS ALL NEGATIVE EARTH VEHICLES
6 or 12 volt, with or without ballast.

OPERATES ALL VOLTAGE IMPULSE TACHOMETERS:
(Older current impulse types need an adaptor).


STANDARD CAR KIT £15.9
Assembled and Tested £26.70

PLUS
P. & P.
£1 (U.K.)

TWIN OUTPUT KIT £24.55
For Motor Cycles and Cars with twin ignition systems
Assembled and Tested £36.45

Prices
include
VAT

PROTECT YOUR CAR WITH AN ELECTRONIZE ELECTRONIC ALARM



Don't Wait Until
Its too Late ~
Fit one **NOW!**

- ★ **2000 COMBINATIONS** provided by an electronic key - a miniature jack plug containing components which must match each individual alarm system. (Not limited to a few hundred keys or a four bit code).
- ★ **60 SECOND ALARM PERIOD** flashes headlights and sounds horn, then resets ready to operate again if needed.
- ★ **10 SECOND ENTRY DELAY** allows owner to dis-arm the system, by inserting the key plug into a dashboard mounted socket, before the alarm sounds. (No holes in external bodywork, fiddly code systems or hidden switches). Re-closing the door will not cancel the alarm, before or after it sounds, the key plug must be used.
- ★ **INSTANT ALARM OPERATION** triggered by accessories or bonnet/boot opening.
- ★ **30 SECOND DELAY** when system is armed allows owner to lock doors etc.

★ **DISABLES IGNITION SYSTEM** when alarm is armed.

★ **IN KIT FORM** it provides a high level of protection at a really low cost. The kit includes everything needed, the case, fibreglass PCB, CMOS IC's, random selection resistors to set the combination, in fact everything down to the last nut and washer plus easy to follow instructions.

FITS ALL 12 VOLT NEGATIVE EARTH VEHICLES.
SUPPLIED COMPLETE WITH ALL NECESSARY LEADS AND CONNECTORS PLUS TWO KEY PLUGS

CAR ALARM KIT £24.95

ASSEMBLED AND TESTED £37.95

PLUS
P. & P.
£1 (U.K.)
Prices
include
VAT



Access and Visa
Welcome. Write or
Phone Quoting Number

ELECTRONIZE DESIGN

Dept. D · Magnus Rd · Wilnecote
Tamworth · B77 5BY
tel: 0827 281000

ALARM MODULE

This module is very small, very cheap, very simple and extremely loud indeed. Use it to make an existing burglar alarm tamper-proof or as the basis of a new system. Design by Phil Walker.


This project is designed to monitor the state of open and closed loop alarm circuits, together with the main power supply. If disconnected from the main system or from its external power source, it will trigger the internal noise source to draw attention. A rechargeable battery inside should keep it going for some hours once triggered; the unit cannot be reset until the fault condition has been removed.

A delay has been built into the trigger circuit so that the initial alarm tone is at reduced volume: useful if you wish to dash into a protected area and switch off the alarm circuit before all hell breaks loose, or if you've triggered it by accident. This could be shortened from the present 10 seconds or so if more immediate response is required. The sound output from the device is quite painful at close quarters even though the battery drain is reasonably small: testing the project in our workshop nearly led to insurrection and multiple lynchings by the staff from our other magazines! If used in a car the normal current drain from the car battery will be less than 5 mA. The time delay in this case may need to be altered for best effect (C1 adjusts this).


The Alarming Truth

The circuit for this project can be considered as four basic blocks. The first is dedicated to detecting all the alarm conditions, which are power failure, closed loop disconnection, and open loop contact. All these conditions will start the delay timer in the second block, and all except the power failure detector will make the alarm sound immediately.

The second block contains a time delay circuit, a thyristor latch and a power switch. When an alarm condition is detected in the first block, the time delay circuit will start. This may allow a small amount of current to flow through the output power switch, thus making a low volume sound as a



The Alarm module is completely self-contained. Here you can see the tweeter, the reset button and DIN socket for connecting the alarm sensor switches and optional external alarm.



With the case apart you can see how the tweeter fixing screws hold the PCB stand-off pillars in place.

warning. If the alarm condition is not a power failure, a larger current will be drawn to make a more definite sound.

If the alarm condition persists until the delay circuit times out, the SCR switch can be turned on, switching the sound output to maximum, activating the relay driver and maintaining this condition until the reset button is pressed and released. However, the reset button is not effective unless the alarm condition has been removed from the input circuitry. The reset button also acts as a test button in that it causes the alarm to sound while it is pressed (but only when everything else is in a normal condition).

The third block is the alarm sound generator and output transducer. The basis of this is a self-oscillating transformer-coupled multivibrator. This is tuned by the

capacitance of the piezo-electric tweeter to a frequency of a few kilohertz. Note that a normal loudspeaker is not usable here.

This circuit configuration takes the 8V available from the battery and converts it to an approximate sine wave of around 18V peak to

BUYLINES

There are a number of unusual components for this project. The piezo-electric tweeter is the Motorola type A and can be obtained from BK Electronics Ltd, 37 Whitehouse Meadows, Eastwood, Leigh-on-Sea, Essex SS9 5TY. The pot core can be ordered as type 29-835-41 from Neosid (Small Orders), PO Box 86, Welwyn Garden City, Herts AL7 1AS. The relay is RS type 349-658, or else the Electrovalue type 42 should fit. Electrovalue are at 28E St Judes Road, Englefield Green, Egham, Surrey TW20 0HB. Watford Electronics, 33/34, Cardiff Road, Watford, Herts stock the 2N5062, and the PCB can be obtained from our PCB Service on page 83.

PROJECT

HOW IT WORKS

The sound output from the unit is produced by TX1 (a piezo-electric tweeter) which is driven by the oscillator Q7, 8, R18, 19 and T1. The frequency of operation of the circuit is determined by the inductance of T1 and the capacitance inherent in TX1.

If SCR1, Q2 or Q3 (via PB1) are on then the current through R17 will make Q6 conduct, thus applying the battery voltage to T1 and the relay driver circuit around Q9. This causes the alarm to sound and also activates any external device connected to the relay contacts RLA1.

The presence of an external power supply is sensed by Q4. This transistor is kept non-conducting while the input voltage is above about 10 V and the voltage across R11 is greater than about 8 V. If the supply voltage drops below 10 V or Q2 conducts, then the voltage across R11 will drop and allow Q4 to conduct. This causes C1 to charge up via R14 until Q5 conducts enough to turn SCR1 on via ZD2. This then sounds the alarm.

Q2 can be turned on in two ways. Either the 'closed loop' input can be disconnected from ground, allowing current to flow down R2, 3 and D2 into its base, or the 'open loop' input can be grounded, thus turning on Q1 and supplying Q2 base via R6. Both these conditions are abnormal and will trigger the sound circuit after a short delay.

The reset switch PB1 is connected to the anode of R1 on one side and to Q3 collector on the other. In order for the unit to be reset by this switch, Q3 must be on. This is only the case when Q2 is off and the input supply voltage is connected. When Q3 is on and PB1 is operated, the anode of SCR1 is pulled low, thus removing its holding current. When PB1 is released, SCR1 will not conduct until it is triggered again. Note that the alarm will sound when PB1 is pressed to test or reset the unit.

peak across the tweeter. As these devices are much more efficient than moving coil loudspeakers, the sound output is pretty high. In addition the current drain from the battery is only about 30 mA while the alarm is sounding. While not sounding, the battery is charged via the LM334Z constant current device (this feature should be omitted if a normal PP3 battery is used).

The final block of the project is the relay driver. This consists of a VMOS FET acting as a switch to turn on the current through a small relay. A diode is placed across the coil to absorb the back EMF when the current is switched off. The contacts of the relay can be used to activate an external alarm if required.

A useful tip: when assembling and testing this project connect the external +12 V supply first, then ensure that the 'closed loop' contact is connected to 0 V and the 'open loop' is unconnected before connecting the internal battery. Alternatively, a wool pullover or thick cushion may be used to protect the ears!

Construction

The prototype unit fitted into a small general purpose box. The piezo-electric tweeter was screwed to the outside and the circuit board mounted with pillars to the same screws. For better protection, the mounting screws can be made loose at the case and PCB so that there can be no possibility of undoing

them from the outside of the case. A trace of epoxy glue on the threads should hold them in the right place. Then again, there's always pop rivets.

The construction of the PCB poses no unusual problems provided that the component polarities are followed carefully (although some lead bending may be necessary). The transformer, T1, is a standard RM10 ferrite transformer core. Starting at one of the inner pins of the single section former, wind on 100 turns of 32 swg wire and terminate it to one of the outer pins. Now wind on from the remaining outer pin, another 100 turns in the same direction and terminate this to the inner pin adjacent to the start of the first winding. If desired, a layer of tape can be placed over each layer of wire to keep the windings neat.

When assembling the transformer, place the ferrite cores around the bobbin and *without pressing the centre of the cores at all ease* the clips provided into the recesses on the ferrite parts.

For connection to the outside world we used a seven-pin DIN plug and socket. This was sufficient to carry all the necessary connections, including the relay output. However, you may prefer to solder wires from the sensor directly onto the PCB. For added protection the 'closed loop' connection could be used to ensure that the case could not be opened without setting off the alarm.

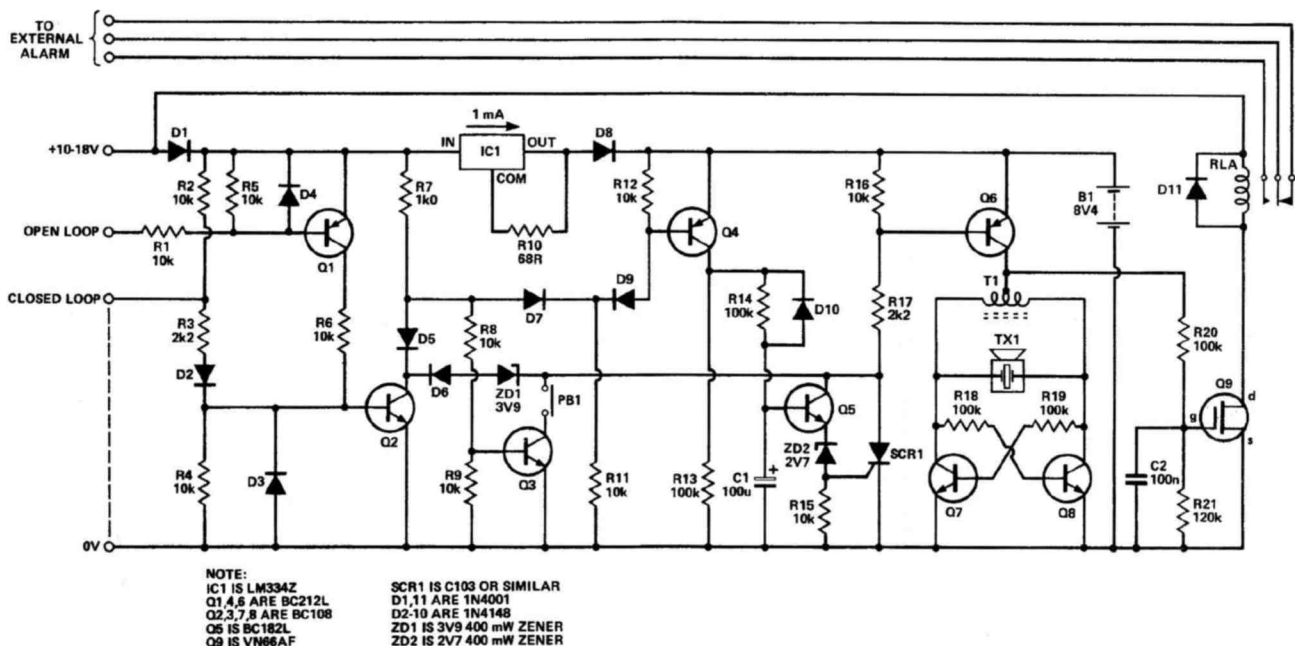


Fig. 1 Complete circuit diagram of the EII Alarm Module.

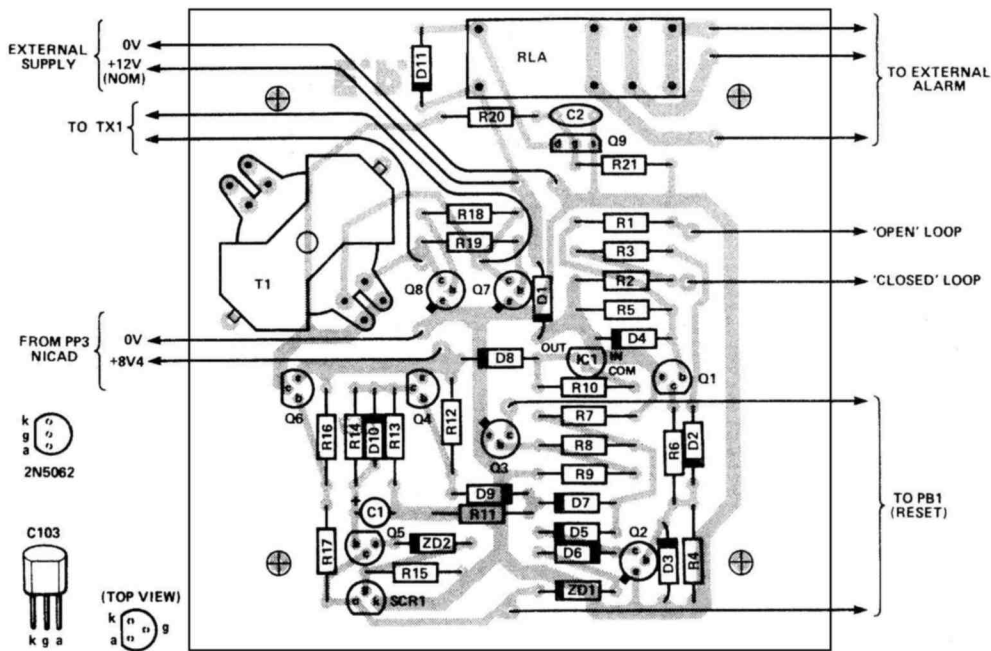


Fig 2. Component overlay for the Alarm Module.

PARTS LIST

Resistors (all $\frac{1}{4}$ W, 5%)

R1, 2, 4-6, 8,
9, 11, 12,
15, 16 10k
R3, 17 2k2
R7 1k0
R10 68R
R13, 14,
18-20 100k
R21 220k

Capacitors

C1 100u 10 V tantalum
C2 100n ceramic


Semiconductors

IC1 LM334Z
Q1, 4, 6 BC212L
Q2, 3, 7, 8 BC108
Q4 BC182L
SCR1 VN66AF
D1, 11 1N4001
D2-10 1N4148
ZD1 3V9 400 mW zener
ZD2 2V7 400 mW zener

Miscellaneous

PB1 single pole push-button
RLA two-pole relay, 12 V 200 R
coil, PCB-mounting
T1 RM10 pot core ($A_L =$
400), with 100 + 100
turns of 32 swg copper
wire on a single section
bobbin (8 pin)
TX1 Motorola piezo-electric
tweeter type A


PCB (see Buylines): PP3-sized
rechargeable Nicad battery; metal case
approximately 100 x 100 x 50mm; bat-
tery clips, nuts, bolts, pillars, etc; op-
tional seven-pin DIN plug and socket.



This vertical view shows the internal layout of the project with the wiring connections. With a case of the specified size, there is just enough room for a PP3 battery.

BBC Micro Computer

Please phone for availability



BBC Model A **£299**
 BBC Model B **£399**
 (incl VAT) Carr £8/unit
 Model A to Model B
 Fitting charge **£15**
 Individual upgrades
 also available

FLOPPY DISC INTERFACE
 Incl. 1.0 operating system
£95 + £20 installation

Phone or send for our BBC leaflet

BBC FLOPPY DISC DRIVES
 Single drive 5¼" 100K **£235 + £6 carr.**
 Dual drive 5¼" 800K **£799 + £8 carr.**

BBC COMPATIBLE DRIVES
 These are drives with TEAC FD50 mechanism
 and are complete with power supply
 SINGLE: 100K **£190**; 200K **£260**; 400K **£340**
 DUAL: 200K **£360**; 400K **£490**; 800K **£610**

WORD PROCESSOR 'VIEW'
 16K ROM **£52**
TELETEXT ADAPTOR
£195.00

PRESTEL ADAPTOR
£90.00
2nd PROCESSOR 6502/Z80
£170

ACORN SOFT/BBC SOFT/GAMES PADDLES IN STOCK

OFFICIAL **BBC** DEALER

CASSETTE RECORDER

Ferguson 3T07 **£26.50 & £1.50 carr**
 Cassette Leads **£3.50**
 Computer Grade Cassettes
£0.50 each £4.50 for 10 & £1 carr

MONITORS

3MC BM 1401 14in Colour Monitor
 RGB Input **£165 + £8 carr**
 KAGA RGBI 12in Colour Monitor
 RGB Input **£235 + £8 carr**
 KAGA 12in Hi-Res Green Monitor
£170 + £8 carr

MICROVITEC 1431 M/S 14in
 Colour Monitor **£269 + £8 carr**
 Hi Res Green Monitor **£99 + £6 carr**
 RGB Lead for BMC/KAGA **£10**
 Composite Video Lead **£3.50**


ACORN ATOM

Basic Built **£135** Expanded **£175**
 (carr £3 per unit)
 Atom Disc Pack **£299 + £6 carr**
 3A 5V Regulated PSU **£26 + £2 carr.**
 Phone or send for our BBC Atom
 list.

NEC PC 8023 BE - C

100CPS, 80 cols
 Logic Seeking,
 Bidirectional, Forward and
 Reverse Line Feed,
 Proportional Spacing, Auto
 Underline, Hi-Res and Block
 Graphics, Greek Char. Set.

Only **£320**
 + £8 carr.



PRINTERS

SEIKOSHA GP 100A


80 Cols 30 CPS
 Full ASCII e GRAPHICS
 10" Wide paper

Now only **£175 + £6 carr.**
 Ask for details on GP 250A

Parallel Printer lead for BBC/Atom to most printers **£13.50**
 Variety of interfaces, ribbons in stock
 2,000 fan fold sheets 9½" x 11" **£13.50 + £3 p & p**

EPSON MX 80 and 100F/T3

MX 80 80CPS 80 cols
 MX 100 100CPS 136 cols
 Logic Seeking, Bi-
 directional, Bit Image
 Printing, 9 x 9 Matrix
 Auto Underline
 MX 80 F/T3 **£325**
 MX 100 F/T3 **£430**
 (£8 Carr/Printer)



RUGBY ATOMIC CLOCK

This Z80 micro controlled clock/calendar
 receives coded time data from NPL Rugby.
 The clock never needs to be reset. The
 facilities include 8 independent alarms and for
 each alarm there is a choice of melody or
 alternatively these can be used for electrical
 switching. A separate timer allows recording
 of up to 240 lap times without interrupting
 the count. Expansion facilities provided.
 See July/August ETI for details. Complete Kit
£120 + £2.00 p&p

I.D. CONNECTORS

(Speedblock Type)
 No of Header Recep- Edge
 ways Plug tacle Conn
 10 80p 90p 200p
 20 145p 125p 240p
 26 175p 150p 300p
 34 200p 160p 380p
 48 220p 190p 550p
 60 235p 200p 600p

CONNECTOR SYSTEMS

JUMP LEADS

4in Ribbon Cable with headers
 ¼ pin 18 pin 24 pin 40 pin
 1 end 145p 165p 240p 380p
 2 ends 210p 230p 345p 540p
 24in Ribbon Cable with sockets
 20 pin 26 pin 34 pin 40 pin
 1 end 180p 210p 270p 300p
 2 ends 280p 385p 490p 540p
 24in Ribbon Cable with D. Conn
 25 way Male 600p Female 680p

AMPHENOL CONNECTORS

36 way Solder Type Plug
 (centronix type) 550p
 36 way Solder Socket
 (centronix type) 650p
 36 way IDC Plug
 (centronix type) 500p
 24 way Solder Plug
 (IEEE type) 500p
 24 way Solder Socket
 500p
 24 way IDC Plug
 485p

RIBBON CABLE (Grey)

10 way 60p
 14 way 80p
 16 way 90p
 20 way 105p
 26 way 140p
 34 way 220p
 40 way 285p
 50 way 330p
 64 way 370p

MICROTIMER

6502 Based Programmable clock timer with
 * 224 switching times/week cycle
 * 24 hour 7 day timer
 * 4 independent switch outputs directly interfacing to
 thyristor/triacs
 * 6 digit 7 seg. displays to indicate real time, ON/OFF and Reset
 times
 * Output to drive day of week switch and status LEDs.
 Full details on request. Price for kit **£57.00**

D-CONNECTORS

9 way 16 way 25 way 37 way
 MALE
 Solder 90p 130p 160p 260p
 Angled 180p 230p 285p 425p
 FEMALE
 Solder 110p 160p 210p 360p
 Angled 175p 240p 310p 600p
 Hood 95p 95p 95p 125p

RS232 CONNS (25 way D)

24" Single end Male **£5.50**
 24" Single end Female **£5.00**
 24" Female-Female **£11.00**
 24" Male-Male **£10.00**
 24" Male-Female **£11.50**

DIL HEADERS

older IDC
 type type
 40p 100p
 14 pin 50p 110p
 16 pin 40p 100p
 24 pin 100p 190p
 40 pin 200p 225p

EURO CONNECTORS

(Indirect Edge Conn)


DIN STD Plug Skt
 41817 21 way 170p 170p
 41817 31 way 180p 180p
 18122 x32 way 280p 320p
 Angled 2x32 way 325p 375p
 1812 3x32 way 275p 380p
 Angled 3x32 way - 400p
 x32 way zldc a+c - 625p
 (for 2x32 way specify a+b or a+c)

EDGE CONNECTORS

0.1in 0.158in
 - 140p
 200p 170p
 210p -
 225p 220p
 280p -
 385p -
 2x50 way
 1x77 way
 S100 Conn
 - 800p

MICRODOCTOR

This is not a logic analyser or
 an oscilloscope. It tests a
 microsystem and gives a
 printed reprint on RAM,
 ROM and I/O - it will print
 memory map, search for
 code, check dataline shorts
 and operates peripherals
 Microdoctor
 complete with PSU,
 Printer, probe cable
 and two configuration
 boards. **£295.**



SOFTY II INTELLIGENT PROGRAMMER

The complete micro processor development system for Engineers and Hobbyists. You can
 develop programs, debug, verify and commit to EPROMS or use in host computer by using
 softy as a romulator. Powerful editing facilities permit bytes, blocks of bytes changed, deleted,
 or inserted and memory contents can be observed on ordinary TV. Accepts most +5v Eproms.
 Softy II complete with PSU, TV Lead and Romulator lead **£189**

SPECIAL OFFER

2114L 80p
 2716 (+5v) 250p
 2532 350p
 4118-2 80p
 4184-2 450p
 6118P-3 350p

UV ERASERS

UVIB up to 6 Eproms **£47.50**
 UVIT with Timer **£80.00**
 UV140 up to 14 Eproms **£81.50**
 UV141 with Timer **£78.00**
 (Carr £2/eraser)
 All erasers are fitted with
 mains switches and safety
 interlocks

TRAINER KITS

6502 Junior Computer **£85.00**
 6802 Nancomp I **£80.00**
 6809 Nancomp II **£80.00**
 1802 Micro Trainer **£84**
 E80 Manta **£115**
 Z80 Manta **£115**
 (fully built and documented)
 Full details on request

BOOKS (No VAT p&p £1)

CMOS Cook Book **£7.75**
 CRT Controller H/Book **£5.95**
 Programming the Z80 **£11.50**
 Z80 Microcomp. handbook **£8.95**
 Programming the 6502 **£10.25**
 6502 Assy. Lang. **£12.10**
 6502 Applications **£10.20**
 6502 Software Design **£9.95**
 6502 Games **£10.52**
 Large selection of databooks, Inter-
 facing books, books on BBC, etc in
 stock. As for our list.

PLEASE SEND SAE FOR PRICE LIST

74 SERIES			
7400	30p	74181	240p
7401	30p	74182	140p
7402	30p	74164	180p
7403	30p	74165A	180p
7404	30p	74190	130p
7405	30p	74191	130p
7406	30p	74192	110p
7407	30p	74193	110p
7408	30p	74194	110p
7409	30p	74195	130p
7410	30p	74196	110p
7411	30p	74197	110p
7412	30p	74198	220p
7413	80p	74201	110p
7414	70p	74205	300p
7415	30p	74207	200p
7416	30p	74208	140p
7417	30p	74209	140p
7418	30p	74210	140p
7419	30p	74211	140p
7420	30p	74212	140p
7421	30p	74213	140p
7422	30p	74214	140p
7423	30p	74215	140p
7424	30p	74216	140p
7425	30p	74217	140p
7426	30p	74218	140p
7427	30p	74219	140p
7428	30p	74220	140p
7429	30p	74221	140p
7430	30p	74222	140p
7431	30p	74223	140p
7432	30p	74224	140p
7433	30p	74225	140p
7434	30p	74226	140p
7435	30p	74227	140p
7436	30p	74228	140p
7437	30p	74229	140p
7438	30p	74230	140p
7439	30p	74231	140p
7440	30p	74232	140p
7441	30p	74233	140p
7442A	70p	74234	110p
7443A	100p	74235	140p
7444	100p	74236	140p
7445	100p	74237	140p
7446A	100p	74238	140p
7447A	100p	74239	140p
7448	120p	74240	140p
7449	30p	74241	240p
7450	30p	74242	240p
7451	30p	74243	240p
7452	30p	74244	240p
7453	30p	74245	240p
7454	30p	74246	240p
7455	30p	74247	240p
7456	30p	74248	240p
7457	30p	74249	240p
7458	30p	74250	240p
7459	30p	74251	240p
7460	30p	74252	240p
7461	30p	74253	240p
7462	30p	74254	240p
7463	30p	74255	240p
7464	30p	74256	240p
7465	30p	74257	240p
7466	30p	74258	240p
7467	30p	74259	240p
7468	30p	74260	240p
7469	30p	74261	240p
7470	30p	74262	240p
7471	30p	74263	240p
7472	30p	74264	240p
7473	30p	74265	240p
7474	30p	74266	240p
7475	30p	74267	240p
7476	30p	74268	240p
7477	30p	74269	240p
7478	30p	74270	240p
7479	30p	74271	240p
7480	30p	74272	240p
7481	30p	74273	240p
7482	30p	74274	240p
7483	30p	74275	240p
7484	30p	74276	240p
7485	30p	74277	240p
7486	30p	74278	240p
7487	30p	74279	240p
7488	30p	74280	240p
7489	30p	74281	240p
7490A	30p	74282	240p
7491	30p	74283	240p
7492A	30p	74284	240p
7493A	30p	74285	240p
7494	110p	74286	240p
7495A	80p	74287	240p
7496	80p	74288	240p
7497	210p	74289	240p
7498	100p	74290	240p
7499	100p	74291	240p
7500	100p	74292	240p

LINEAR ICs

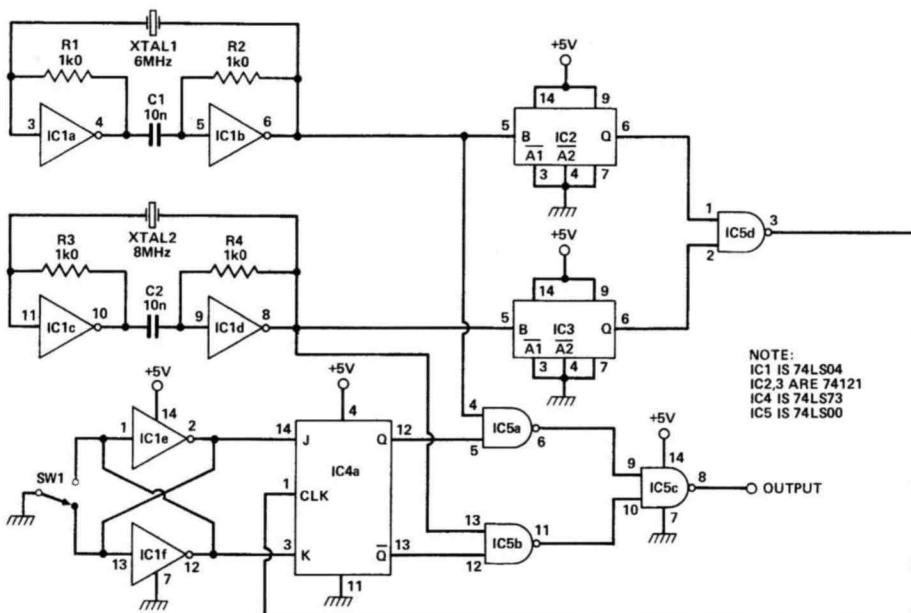
AD7581	£18	LM309	300p
AD7582	£18	LM309A	400p
AD7583	£18	LM309B	400p
AD7584	£18	LM309C	400p
AD7585	£18	LM309D	400p
AD7586	£18	LM309E	400p
AD7587	£18	LM309F	400p
AD7588	£18	LM309G	400p
AD7589	£18	LM309H	400p
AD7590	£18	LM309I	400p
AD7591	£18	LM309J	400p
AD7592	£18	LM309K	400p
AD7593	£18	LM309L	400p
AD7594	£18	LM309M	400p
AD7595	£18	LM309N	400p
AD7596	£18	LM309P	400p
AD7597	£18	LM309Q	400p
AD7598	£18	LM309R	400p
AD7599	£18	LM309S	400p
AD7600	£18	LM309T	400p
AD7601	£18	LM309U	400p
AD7602	£18	LM309V	400p
AD7603	£18	LM309W	400p
AD7604	£18	LM309X	400p
AD7605	£18	LM309Y	400p
AD7606	£18	LM309Z	400p
AD7607	£18	LM309AA	400p
AD7608	£18	LM309AB	400p
AD7609	£18	LM309AC	400p
AD7610	£18	LM309AD	400p
AD7611	£18	LM309AE	400p
AD7612	£18	LM309AF	400p
AD7613	£18	LM309AG	400p
AD7614	£18	LM309AH	400p
AD7615	£18	LM309AI	400p
AD7616	£18	LM309AJ	400p
AD7617	£18	LM309AK	400p
AD7618	£18	LM309AL	400p
AD7619	£18	LM309AM	400p
AD7620	£18	LM309AN	400p
AD7621	£18	LM309AO	400p
AD7622	£18	LM309AP	400p
AD7623	£18	LM309AQ	400p
AD7624	£18	LM309AR	400p
AD7625	£18	LM309AS	400p
AD7626	£18	LM309AT	400p
AD7627	£18	LM309AU	400p
AD7628	£18	LM309AV	400p
AD7629	£18	LM309AW	400p
AD7630	£18	LM309AX	400p
AD7631	£18	LM309AY	400p
AD7632	£18	LM309AZ	400p
AD7633	£18	LM309BA	400p
AD7634	£18	LM309BB	400p
AD7635	£18	LM309BC	400p
AD7636	£18	LM309BD	400p
AD7637	£18	LM309BE	400p
AD7638	£18	LM309BF	400p
AD7639	£18	LM309BG	400p
AD7640	£18	LM309BH	400p
AD7641	£18	LM309BI	400p
AD7642	£18	LM309BJ	400p
AD7643	£18	LM309BK	400p
AD7644	£18	LM309BL	400p
AD7645	£18	LM309BM	400p
AD7646	£18	LM309BN	400p
AD7647	£18	LM309BO	400p
AD7648	£18	LM309BP	400p
AD7649	£18	LM309BQ	400p
AD7650	£18	LM309BR	400p
AD7651	£18	LM309BS	400p
AD7652	£18	LM309BT	400p
AD7653	£18	LM309BU	400p
AD7654	£18	LM309BV	400p
AD7655	£18	LM309BW	400p
AD7656	£18	LM309BX	400p
AD7657	£18	LM309BY	400p
AD7658	£18	LM309BZ	400p
AD7659	£18	LM309CA	400p
AD7660	£18	LM309CB	400p
AD7661	£18	LM309CC	400p
AD7662	£18	LM309CD	400p
AD7663	£18	LM309CE	400p
AD7664	£18	LM309CF	400p
AD7665	£18	LM309CG	400p
AD7666	£18	LM309CH	400p
AD7667	£18	LM309CI	400p
AD7668	£18	LM309CJ	400p
AD7669	£18	LM309CK	400p
AD7670	£18	LM309CL	400p
AD7671	£18	LM309CM	400p
AD7672	£18	LM309CN	400p
AD7673	£18	LM309CO	400p
AD7674	£18	LM309CP	400p
AD7675	£18	LM309CQ	400p
AD7676	£18	LM309CR	400p
AD7677	£18	LM309CS	400p
AD7678	£18	LM309CT	400p
AD7679	£18	LM309CU	400p
AD7680	£18	LM309CV	400p
AD7681	£18	LM309CW	400p
AD7682	£18	LM309CX	400p
AD7683	£18	LM309CY	400p
AD7684	£18	LM309CZ	400p
AD7685	£18	LM309DA	400p
AD7686	£18	LM309DB	400p
AD7687	£18	LM309DC	400p
AD7688	£18	LM309DD	400p
AD7689	£18	LM309DE	400p
AD7690	£18	LM309DF	400p
AD7691	£18	LM309DG	400p
AD7692	£18	LM309DH	400p
AD7693	£18	LM309DI	400p
AD7694	£18	LM309DJ	400p
AD7695	£18	LM309DK	400p
AD7696	£18	LM309DL	400p
AD7697	£18	LM309DM	400p
AD7698	£18	LM309DN	400p
AD7699	£18	LM309DO	400p
AD7700	£18	LM309DP	400p
AD7701	£18	LM309DQ	400p
AD7702	£18	LM309DR	400p
AD7703	£18	LM309DS	400p
AD7704	£18	LM309DT	400p
AD7705	£18	LM309DU	400p
AD7706	£18	LM309DV	400p
AD7707	£18	LM309DW	400p
AD7708	£18	LM309DX	400p
AD7709	£18	LM309DY	400p
AD7710	£18	LM309DZ	400p
AD7711	£18	LM309EA	400p
AD7712	£18	LM309EB	400p
AD7713	£18	LM309EC	400p
AD7714	£18	LM309ED	400p
AD7715	£18	LM309EE	400p
AD7716	£18	LM309EF	400p
AD7717	£18	LM309EG	400p
AD7718	£18	LM309EH	400p
AD7719	£18	LM309EI	400p
AD7720	£18	LM309EJ	400p
AD7721	£18	LM309EK	400p
AD7722	£18	LM309EL	400p
AD7723	£18	LM309EM	400p
AD7724	£18	LM309EN	400p
AD7725	£18	LM309EO	400p
AD7726	£18	LM309EP	400p
AD7727	£18	LM309EQ	400p
AD7728	£18	LM309ER	400p
AD7729	£18	LM309ES	400p
AD7730	£18	LM309ET	400p
AD7731	£18	LM309EU	400p
AD7732	£18	LM309EV	400p
AD7733	£18	LM309EW	400p
AD7734	£18	LM309EX	400p
AD7735	£18	LM309EY	400p
AD7736	£18	LM309EZ	400p
AD7737	£18	LM309FA	400p
AD7738	£18	LM309FB	400p
AD7739	£18	LM309FC	400p
AD7740	£18	LM309FD	400p
AD7741	£18	LM309FE	400p
AD7742	£18	LM309FF	400p
AD7743	£18	LM309FG	400p
AD7744	£18	LM309FH	400p
AD7745	£18	LM309FI	400p
AD7746	£18	LM309FJ	400p
AD7747	£18	LM309FK	400p
AD7748	£18	LM309FL	400p
AD7749	£18	LM309FM	400p
AD7750	£18	LM309FN	400p
AD7751	£18	LM309FO	400p
AD7752	£18	LM309FP	400p
AD7753	£18	LM309FQ	400p
AD7754	£18	LM309FR	400p
AD7755	£18	LM309FS	400p
AD7756	£18	LM309FT	400p
AD7757	£18	LM309FU	400p
AD7758	£18	LM309FV	400p
AD7759	£18	LM309FW	400p
AD7760	£18	LM309FX	400p
AD7761	£18	LM309FY	400p
AD7762	£18	LM309FZ	400p
AD7763	£18	LM309GA	400p
AD7764	£18	LM309GB	400p
AD7765	£18	LM309GC	400p
AD7766	£18	LM309GD	400p
AD7767	£18	LM309GE	400p
AD7768	£18	LM309GF	400p
AD7769	£18	LM309GG	400p
AD7770	£18	LM309GH	400p
AD7771	£18	LM309GI	400p
AD7772	£18	LM309GJ	400p
AD7773	£18		

TECH TIPS

FEATURE

Digital Frequency Meter

William Leung, Harlow



Microtan Clock Switching For Software Tests

K. E. Knibbs, Huntingdon

I designed this circuit because I needed a system of switching the clocks on Microtan system from the normal speed of 750 kHz to 1 MHz in order to test software in real time which had been written for a stand-alone 6502 controller. The circuit functions as follows: the two

oscillators fire the monostables IC2 and IC3 for their minimum period of approximately 20 nanoseconds. Only when these fire at the same time does an output appear at pin 3 of IC5d. This pulse is used to clock the D-type flip-flop IC4, the input of which is the debounced switch. The output enables IC5a or IC5b which allows either a 6 MHz or an 8 MHz clock signal to enter IC5c. This ensures that no clock pulse is either too short or too long and is glitch-free. The circuit has been in use for over three months and no system crashes have been caused by it.

Low Resolution Pulse Generator

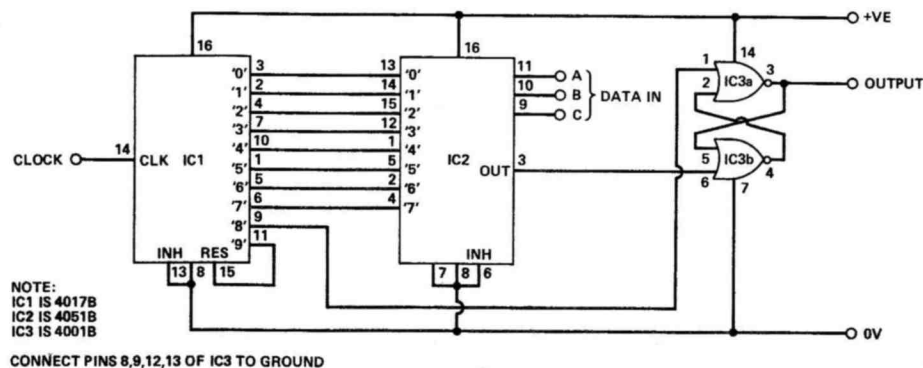
G. Foote, Woodford Green

This circuit produces pulses whose width is controlled by a three bit word and which can be used to control motors and similar devices where high resolution isn't needed.

IC1 is a decade counter with outputs '0' to '9' going high in turn. Here it counts from '0' to '8' and is reset by the '9' output which is connected back to the reset pin. Outputs '0' to '7' are connected to IC2, an eight-line-to-one-line multiplexer. The output which is connected to pin 3 by the internal switches of the IC depends on the value of the three-bit word on pins 9, 10, 11.

IC3 is configured as a bistable and is set by the '8' output of IC1. It is

reset by one of the other outputs of IC1; the one selected by IC2. The length of the output pulse at pin 3 of IC3a depends on which output of IC1 is used to reset the bistable, the output being selected by the three-bit word input to IC2. Note that the 4051 could be replaced by a 4512 data selector.



The design shown is an alternative to those projects for DFMs that utilise one of those new fangled all-in-one DFM chips. As you can see from the circuit diagram, the only additional circuitry required is an input preamplifier and a suitable regulated 12V power supply.

IC5 is a real-time five-decade counter incorporating a multiplexed BCD output. With the aid of IC8 (a BCD-to-seven-segment decoder) and transistors Q1 to Q5, the counter and display section of the DFM is formed.

The BLANK pin on IC8 is used to extinguish the displays while IC5 is counting, otherwise pin 4 of IC8 should be connected to the positive rail. The frequency reference oscillator is somewhat unique in that a 500 kHz ceramic resonator is used.

In practice it offers reasonable accuracy: however, the circuit can be easily modified to use a 1 MHz quartz crystal. In this case, the connections between IC2 and IC7 of the frequency divider section will require the inputs of IC7 to be connected to pins 3, 5, 12, 14 and 15 of IC2. Pin 14 of IC3 should also be connected to IC2 pin 2, and a suitable multiplexing frequency of around 1 kHz should be fed to pin 10 of IC5.

Depending on the position of SW1b, either 1 Hz, 10 Hz or 100 Hz will appear at IC9 pin 11 (see Fig. 2, point P), where IC9a is a D-type flip-flop configured to divide by two.

Should IC9a be continuously enabled, the output of IC9a will, in fact, be a square wave of half the applied frequency with a mark/space ratio of 1:1. This means that for a 1 Hz applied frequency, 0.5 Hz will appear at IC9a pin 13 and the time for which the cycle will be high is, in fact, one second. This is then fed to the gate IC6a. However, only one such gating

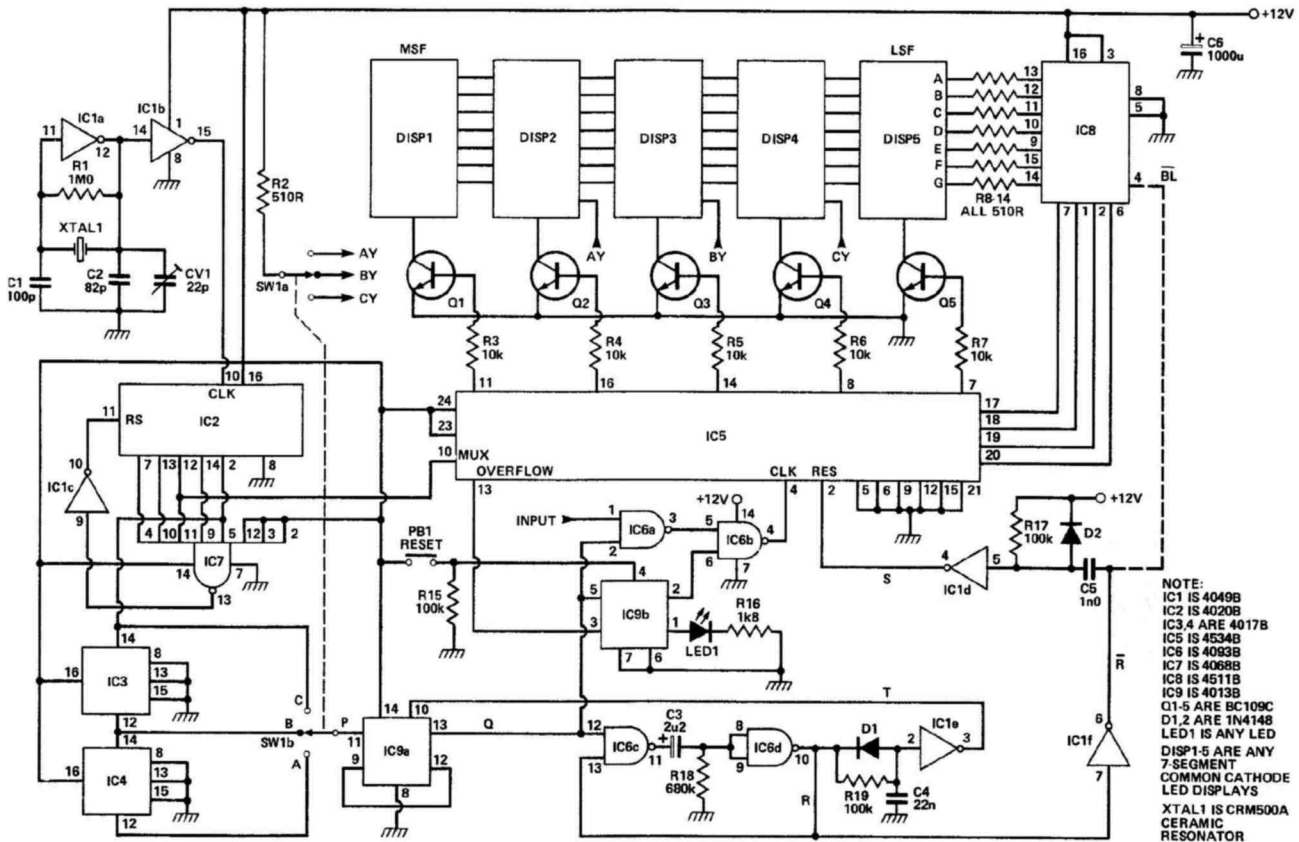


Fig. 1

pulse is produced, after a certain time period set by C3 and R18. The monostable formed round IC6c,d is used to give the reading period of the display, when triggered, by enabling IC8 and disabling IC9a. At the end of the monostable period, a short pulse is produced at S which resets the counter. IC1e is there to ensure that IC9a is not enabled before the reset pulse to the counter is produced (see T), otherwise all hell will break out!

Finally, the D-type flip-flop that remains is used as the basis of the overflow indicator; on the transition of the counter from 99999 to 00000, a pulse is produced at IC8 pin 15 which latches IC9b pin 1 high, thus lighting up the LED. Pressing PB1 resets the whole system.

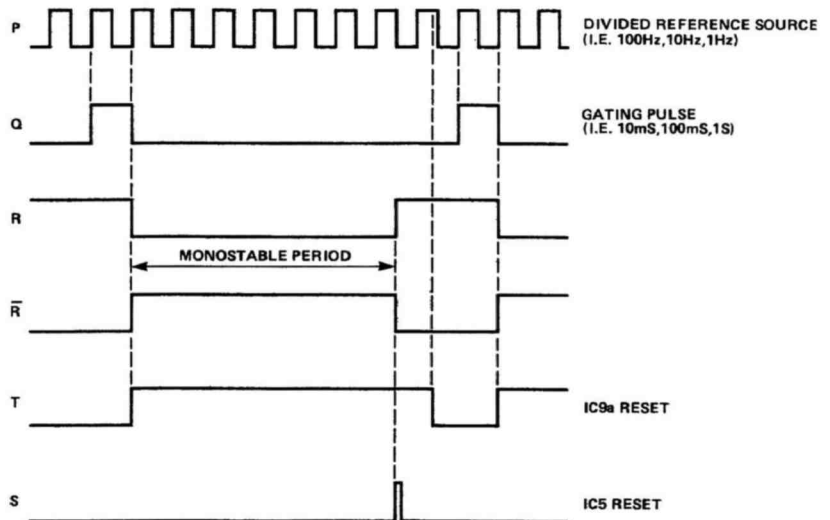



Fig. 2

Tech-Tips is an ideas forum and is not aimed at the beginner. We regret we cannot answer queries on these items. ETI is prepared to consider circuits or ideas submitted by readers for this page. All items used will be paid for at a competitive rate.


Drawings should be as clear as possible and the text should be typed. Text and drawings must be on separate sheets. Circuits must not be subject to copyright. Items for considerations should be sent to ETI TECH-TIPS, Electronics Today International, 145 Charing Cross Road, London WC2H 0EE

GET BIG POWER



Modular Amplifiers the third generation

Due to continuous improvements in components and design ILP now launch the largest and most advanced generation of modules ever.



WE'RE INSTRUMENTAL IN MAKING A LOT OF POWER

In keeping with ILP's tradition of entirely self-contained modules featuring, integral heatsinks, no external components and only 5 connections required, the range has been optimized for efficiency, flexibility, reliability, easy usage, outstanding performance, value for money.

With over 10 years experience in audio amplifier technology ILP are recognised as world leaders.



BIPOLAR MODULES

Module Number	Output Power Watts rms	Load Impedance Ω	T.H.D. Typ at 1KHz	I.M.D. 60Hz/7KHz 4:1	Supply Voltage Typ	Size mm	WT gms	Price inc. VAT
HY30	15	4-8	0.015%	<0.006%	± 18	76 x 66 x 40	240	£8.40
HY60	30	4-8	0.015%	<0.006%	± 25	76 x 68 x 40	240	£9.55
HY6060	30 + 30	4-8	0.015%	<0.006%	± 25	120 x 78 x 40	420	£18.69
HY124	60	4	0.01%	<0.006%	± 26	120 x 78 x 40	410	£20.75
HY128	60	8	0.01%	<0.006%	± 35	120 x 78 x 40	410	£20.75
HY244	120	4	0.01%	<0.006%	± 35	120 x 78 x 50	520	£25.47
HY248	120	8	0.01%	<0.006%	± 50	120 x 78 x 50	520	£25.47
HY364	180	4	0.01%	<0.006%	± 45	120 x 78 x 100	1030	£38.41
HY368	180	8	0.01%	<0.006%	± 60	120 x 78 x 100	1030	£38.41

Protection: Full load line. Slew Rate: 15v/ μ s. Rise time: 5 μ s. S/N ratio: 100db. Frequency response (-3dB) 15Hz - 50KHz. Input sensitivity: 500mV rms. Input Impedance: 100K Ω . Damping factor: 100Hz > 400.

PRE-AMP SYSTEMS

Module Number	Module	Functions	Current Required	Price inc. VAT
HY6	Mono pre amp	Mic/Mag. Cartridge/Tuner/Tape/ Aux + Vol/Bass/Treble	10mA	£7.60
HY66	Stereo pre amp	Mic/Mag. Cartridge/Tuner/Tape/ Aux + Vol/Bass/Treble/Balance	20mA	£14.32
HY73	Guitar pre amp	Two Guitar (Bass Lead) and Mic + separate Volume Bass Treble + Mix	20mA	£15.38
HY78	Stereo pre amp	As HY66 less tone controls	20mA	£14.20

Most pre-amp modules can be driven by the PSU driving the main power amp. A separate PSU 30 is available purely for pre amp modules if required for £5.47 (inc. VAT). Pre-amp and mixing modules in 18 different variations. Please send for details.

Mounting Boards

For ease of construction we recommend the B6 for modules HY6-HY13 £1.05 (inc. VAT) and the B86 for modules HY66-HY78 £1.29 (inc. VAT).

POWERSUPPLYUNITS (Incorporating our own toroidal transformers)

Model Number	For Use With	Price inc. VAT
PSU 21X	1 or 2 HY30	£11.93
PSU 41X	1 or 2 HY60, 1 x HY6060, 1 x HY124	£13.63
PSU 42X	1 x HY128	£15.90
PSU 43X	1 x MOS128	£16.70
PSU 51X	2 x HY128, 1 x HY244	£17.07

Model Number	For Use With	Price inc. VAT
PSU 52X	2 x HY124	£17.07
PSU 53X	2 x MOS128	£17.86
PSU 54X	1 x HY248	£17.86
PSU 55X	1 x MOS248	£19.52
PSU 71X	2 x HY244	£21.75

Model Number	For Use With	Price inc. VAT
PSU 72X	2 x HY248	£22.54
PSU 73X	1 x HY364	£22.54
PSU 74X	1 x HY368	£24.20
PSU 75X	2 x MOS248, 1 x MOS368	£24.20

Please note: X in part no. indicates primary voltage. Please insert "0" in place of X for 110V, "1" in place of X for 220V, and "2" in place of X for 240V.

MOSFET MODULES

Module Number	Output Power Watts rms	Load Impedance Ω	DISTORTION T.H.D. Typ at 1KHz	I.M.D. 60Hz/7KHz 4:1	Supply Voltage Typ	Size mm	WT gms	Price inc. VAT
MOS 128	60	4-8	<0.005%	<0.006%	± 45	120 x 78 x 40	420	£30.41
MOS 248	120	4-8	<0.005%	<0.006%	± 55	120 x 78 x 80	850	£39.86
MOS 364	180	4	<0.005%	<0.006%	± 55	120 x 78 x 100	1025	£45.54

Protection: Able to cope with complex loads without the need for very special protection circuitry (fuses will suffice).

Slew rate: 20v/ μ s. Rise time: 3 μ s. S/N ratio: 100db

Frequency response (-3dB): 15Hz - 100KHz. Input sensitivity: 500mV rms

Input impedance: 100K Ω . Damping factor: 100Hz > 400.

'NEW to ILP' In Car Entertainments

C15

Mono Power Booster Amplifier to increase the output of your existing car radio or cassette player to a nominal 15 watts rms.

Very easy to use.

£9.14 (inc. VAT)

Robust construction.

Mounts anywhere in car.

Automatic switch on.

Output power maximum 22w peak into 4 Ω .

Frequency response (-3dB) 15Hz to 30KHz. T.H.D. 0.1% at 10w 1KHz

S/N ratio (DIN AUDIO) 80dB. Load Impedance 3 Ω .

Input Sensitivity and impedance (selectable) 700mV rms into 15K Ω 3V rms into 8 Ω .

Size 95 x 48 x 60mm. Weight 256 gms.

C1515

Stereo version of C15.

£17.19 (inc. VAT)

Size 95 x 40 x 80. Weight 410 gms.

WITH A LOT OF HELP FROM ILP ELECTRONICS LTD

PROFESSIONAL HI-FI THAT EVERY ENTHUSIAST CAN HANDLE...

Unicase

Over the years ILP has been aware of the need for a complete packaging system for its products, it has now developed a unique system which meets all the requirements for ease of assembly, adaptability, ruggedness, modern styling and above all price.

Each Unicase kit contains all the hardware required down to the last nut and bolt to build a complete unit without the need for any special tools.

Because of ILP's modular approach, "open plan" construction is used and final assembly of the unit parts forms a compact aesthetic unit. By this method construction can be achieved in under two hours with little experience of electronic wiring and mechanical assembly.



Hi Fi Separates

UC1 PRE AMP UNIT: Incorporates the HY7B to provide a "no frills", low distortion, (<0.01%), stereo control unit, providing inputs for magnetic cartridge, tuner, and tape/monitor facilities. This unit provides the heart of the hi fi system and can be used in conjunction with any of the UP Unicase series of power amps. For ultimate hum rejection the UC1 draws its power from the power amp unit.

POWER AMPS: The UP series feature a clean line front panel incorporating on/off switch and concealed indicator. They are designed to compliment the style of the UC1 pre-amp. Performance for each unit which includes the appropriate power supply, is as specified on the facing page.

Power Slaves

Our power slaves, which have numerous uses i.e. instrument, discotheque, sound reinforcement, feature in addition to the hi fi series, front panel input jack, level control, and a carrying handle. Providing the smallest, lowest cost, slave on the market in this format.



TO ORDER USING OUR FREEPOST FACILITY

Fill in the coupon as shown, or write details on a separate sheet of paper, quoting the name and date of this journal. By sending your order to our address as shown at the bottom of the page opposite, with FREEPOST clearly shown on the envelope, you need not stamp it. We pay postage for you. Cheques and money orders must be crossed and made payable to I.L.P. Electronics Ltd. if sending cash, it must be by registered post. To pay C.O.D. please add £1 to TOTAL value of order.

PAYMENT MAY BE MADE BY ACCESS OR BARCLAYCARD IF REQUIRED

UNICASES

HiFi Separates					Price inc. VAT
UC1	Preamp				£29.95
UP1X	30 + 30W/4-8Ω	Bipolar	Stereo	HiFi	£54.95
UP2X	60W/4Ω	Bipolar	Mono	HiFi	£54.95
UP3X	60W/8Ω	Bipolar	Mono	HiFi	£54.95
UP4X	120W/4Ω	Bipolar	Mono	HiFi	£74.95
UP5X	120W/8Ω	Bipolar	Mono	HiFi	£74.95
UP6X	60W/4-8Ω	MOS	Mono	HiFi	£64.95
UP7X	120W/4-8Ω	MOS	Mono	HiFi	£84.95
Power Slaves					
US1X	60W/4Ω	Bipolar	Power	Slave	£59.95
US2X	120W/4Ω	Bipolar	Power	Slave	£79.95
US3X	60W/4-8Ω	MOS	Power	Slave	£69.95
US4X	120W/4-8Ω	MOS	Power	Slave	£89.95

Please note X in part number denotes mains voltage. Please insert '0' in place of X for 110V, '1' in place of X for 220V (Europe), and '2' in place of X for 240V (U.K.) All units except UC1 incorporate our own toroidal transformers.



Post to: ILP Electronics Ltd., Freepost 4, Graham Bell House, Roper Close, Canterbury CT2 7EP, Kent, England.
Telephone: (0227) 54778.
Technical: (0227) 64723.
Telex: 966780.

Please send me the following _____

Total purchase price _____

I enclose Cheque Postal Orders Int. Money Order

Please debit my Access/Barclaycard No. _____
Name _____

Address _____

Signature _____

LOGIC PROBE

Are you probing logically? S. G. Applebaum describes a circuit that will help if you are.

The logic probe circuit described here has been found to be invaluable in debugging and fault-finding on logic systems using discrete CMOS ICs. Utilising three integrated circuits, the probe will allow the checks listed in Table 1 to be carried out.

The probe is supplied from the logic system under test — power is picked up by a flying lead from the board and terminated with croc clips or miniature connectors. The probe will work from a DC supply

of 5 V to 15 V and consumes less than 10 mA. Input impedance is approximately 100k and threshold levels are set at logic 0 < 1/3V_{cc} and logic 1 > 2/3 V_{cc}.

The circuit diagram is shown in Fig. 1 with a suitable component layout in Fig. 2. Utilising the layout shown the probe may be housed in a length of 3/8" diameter polythene tubing as stocked by DIY shops for plumbing applications. If this diameter tubing is used, then the two 47nF capacitors determining

the timing of the MC14538 monostables should be mounted on the track side of the PCB.

Alternative types of IC may be used for IC1 and IC2 e.g. TL062, CA3240E for IC1, and CD4098, MC14528 for IC2. Total component cost should be less than £5.00, plus PCB.

HOW IT WORKS

R1, D1 and D2 form the input protection; IC1a detects high logic levels, and IC1b detects lows. If neither of these are present, neither of the LEDs can light.

D8 and IC3a/D8 detect steady high and low states respectively, while monostable IC2a and IC2b detect positive and negative going pulses respectively. The cross-connections from the data outputs to the reset inputs prevent both monostable firing concurrently, so that, for example, a positive-going pulse will trigger IC2a, but IC2b will be held off until the monostable period has timed out, and so will not be triggered by the trailing edge of the pulse.

NAND gates IC3b,c only allow the LEDs to light when there is a valid logic state as detected by IC1a,b.

PARTS LIST

Resistors (all 1/4 watt 5% carbon)

R1 10k
R2, 3 220k
R4-6 330k
R7, 10, 11 47k
R8, 9 1M0
R12, 13 2k2

Capacitors

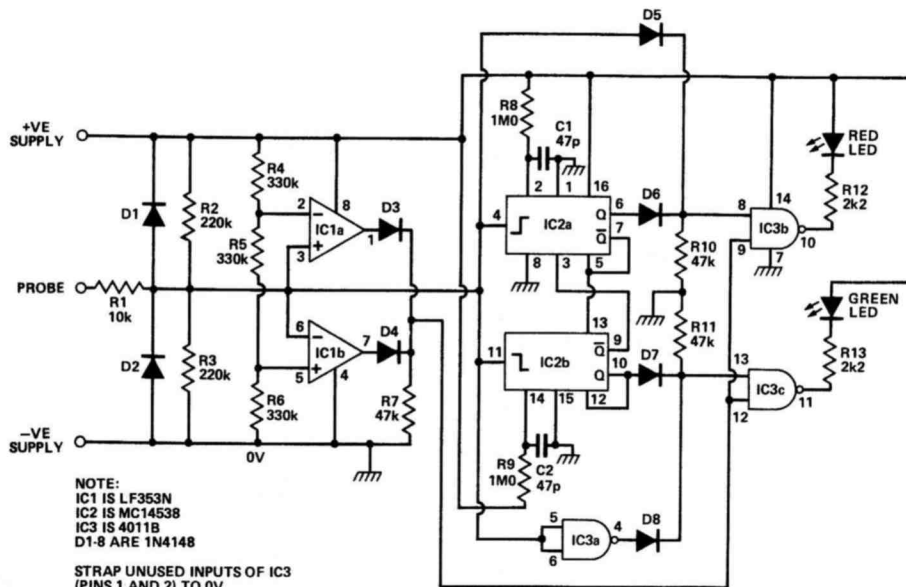
C1, 2 47n polycarbonate

Semiconductors

IC1 LF353N
IC2 MC14538, 4098 etc.
IC3 4011B
D1-D8 1N4148
LED 1 Red high intensity 0.2in.
LED2 Green high intensity 0.2in.

Miscellaneous

PCB, connectors, case



NOTE:
IC1 IS LF353N
IC2 IS MC14538
IC3 IS 4011B
D1-8 ARE 1N4148
STRAP UNUSED INPUTS OF IC3 (PINS 1 AND 2) TO 0V

Fig. 1 Circuit diagram for the Logic Probe.

FAULT

1. Open circuit check
2. Circuit at logic 0
3. Circuit at logic 1.
4. Square wave input
5. Negative-going pulse
6. Positive-going pulse
7. Presence of glitches or pulses down to 100nS duration

TABLE 1

INDICATION

Both LEDs off Green LED on
Red LED on
Red and Green LEDs on
Red LED on, Green LED flashing
Green LED on, Red LED flashing
Pulse stretching causing red or green LED to flash for approximately 100mS.

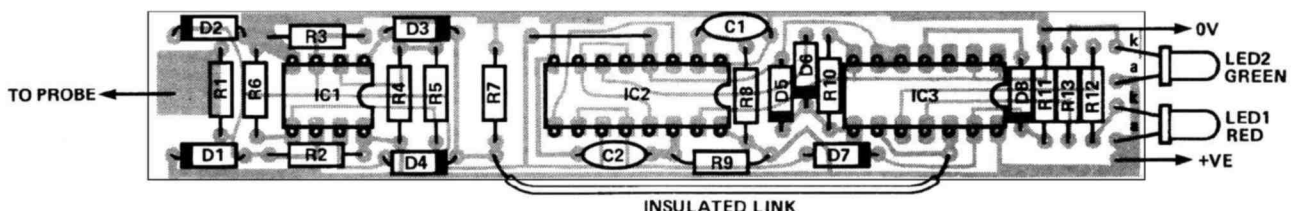



Fig. 2 Component overlay.

TOROIDALS

The toroidal transformer is now accepted as the standard in industry, overtaking the obsolete laminated type. Industry has been quick to recognise the advantages toroidals offer in size, weight, lower radiated field and, thanks to I.L.P., PRICE.



Our large standard range is complemented by our SPECIAL DESIGN section which can offer a prototype service within 7 DAYS together with a short lead time on quantity orders which can be programmed to your requirements with no price penalty.

TYPE	SERIES No	SECONDARY Volts	RMS Current	PRICE
30 VA 70 x 30mm 0.45kg Regulation 18%	1a010	6+6	2.50	£5.12 +p.p £1.04 +VAT £1.97 TOTAL £7.08
	1a011	9+9	1.66	
	1a012	12+12	1.25	
	1a013	15+15	1.00	
	1a014	18+18	0.88	
	1a015	22+22	0.60	
	1a016	25+25	0.50	
	1a017	30+30	0.50	
50 VA 80 x 35mm 0.9kg Regulation 13%	2a010	6+6	4.16	£5.70 +p.p £1.30 +VAT £1.05 TOTAL £8.05
	2a011	9+9	2.77	
	2a012	12+12	2.08	
	2a013	15+15	1.66	
	2a014	18+18	1.38	
	2a015	22+22	1.13	
	2a016	25+25	1.00	
	2a017	30+30	0.83	
80 VA 90 x 30mm 1kg Regulation 12%	3a010	6+6	6.64	£6.08 +p.p £1.67 +VAT £1.16 TOTAL £8.91
	3a011	9+9	4.44	
	3a012	12+12	3.33	
	3a013	15+15	2.66	
	3a014	18+18	2.22	
	3a015	22+22	1.81	
	3a016	25+25	1.60	
	3a017	30+30	1.33	
120 VA 90 x 40mm 1.2kg Regulation 11%	4a010	6+6	10.00	£6.90 +p.p £1.67 +VAT £1.29 TOTAL £9.86
	4a011	9+9	6.66	
	4a012	12+12	5.00	
	4a013	15+15	4.00	
	4a014	18+18	3.33	
	4a015	22+22	2.72	
	4a016	25+25	2.40	
	4a017	30+30	2.00	
160 VA 10 x 40mm 1.8kg Regulation 8%	5a011	9+9	8.89	£7.91 +p.p £1.67 +VAT £1.44 TOTAL £11.02
	5a012	12+12	6.66	
	5a013	15+15	5.33	
	5a014	18+18	4.44	
	5a015	22+22	3.63	
	5a016	25+25	3.20	
	5a017	30+30	2.66	
	5a018	35+35	2.28	

- ★ 294 TYPES TO CHOOSE FROM!
- ★ ORDERS DESPATCHED WITHIN 7 DAYS OF RECEIPT FOR SINGLE OR SMALL QUANTITY ORDERS
- ★ 5 YEAR NO QUIBBLE GUARANTEE

TYPE	SERIES No	SECONDARY Volts	RMS Current	PRICE
225 VA 110 x 45mm 2.2kg Regulation 7%	6a012	12+12	9.38	£9.20 +p.p £2.00 +VAT £1.68 TOTAL £12.88
	6a013	15+15	7.50	
	6a014	18+18	6.25	
	6a015	22+22	5.11	
	6a016	25+25	4.50	
	6a017	30+30	3.75	
	6a018	35+35	3.21	
	6a026	40+40	2.81	
	6a025	45+45	2.50	
	6a033	50+50	2.25	
300 VA 110 x 50mm 2.6kg Regulation 6%	7a013	15+15	10.00	£10.17 +p.p £2.00 +VAT £1.83 TOTAL £14.00
	7a014	18+18	8.33	
	7a015	22+22	6.82	
	7a016	25+25	6.00	
	7a017	30+30	5.00	
	7a018	35+35	4.28	
	7a026	40+40	3.75	
	7a025	45+45	3.30	
	7a033	50+50	3.00	
	7a030	240	1.25	
500 VA 140 x 60mm 4kg Regulation 4%	8a016	25+25	10.00	£13.53 +p.p £2.35 +VAT £2.38 TOTAL £18.26
	8a017	30+30	8.33	
	8a018	35+35	7.14	
	8a026	40+40	6.25	
	8a025	45+45	5.55	
	8a033	50+50	5.00	
	8a042	55+55	4.54	
	8a028	110	4.54	
	8a029	220	2.27	
	8a030	240	2.08	
625 VA 140 x 75mm 5kg Regulation 4%	9a017	30+30	10.41	£16.13 +p.p £2.30 +VAT £2.79 TOTAL £21.42
	9a018	35+35	8.92	
	9a026	40+40	7.81	
	9a025	45+45	6.94	
	9a033	50+50	6.25	
	9a042	55+55	5.68	

IMPORTANT: Regulation - All voltages quoted are FULL LOAD. Please add regulation figure to secondary voltage to obtain off load voltage.

The benefits of ILP toroidal transformers

ILP toroidal transformers are only half the weight and height of their laminated equivalents, and are available with 110V, 220V or 240V primaries coded as follows:

For 110V primary insert "0" in place of "X" in type number.

For 220V primary (Europe) insert "1" in place of "X" in type number.

For 240V primary (UK) insert "2" in place of "X" in type number.

How to order Freepost:

Use this coupon, or a separate sheet of paper, to order these products, or any products from other ILP Electronics advertisements. No stamp is needed if you address to Freepost. Cheques and postal orders must be crossed and payable to ILP Electronics Ltd. Access and Barclaycard welcome. All UK orders sent within 7 days of receipt of order for single and small quantity orders.

Also available at Electrovalue, Maplin and Technomatic.

Please send _____

Total purchase price _____

I enclose Cheque Postal Orders

Debit my Access/Barclaycard No. _____



Address _____

Signature _____

Post to: ILP Electronics Ltd, Freepost 4 Graham Bell House, Roper Close, Canterbury CT2 7EP, Kent, England.
Telephone Sales (0227) 54778; Technical (0227) 64723; Telex 965780.



MONITORS



HIGH RESOLUTION - AND LOW COST!

Either cased or open frames to OEM's. The specification is right, the price is even better.

Phone or write to our Sales Manager, Richard Cox, for immediate action.

CROFTON ELECTRONICS LTD
35, Grosvenor Road, Twickenham, Middx, TW1 4AD. Telephone: 01-891 1923/1513 Telex: 295093 CROFTN G

Part type	1 off	25-29	100 up		
4116 200ns	0.77	0.69	0.66		
4116 250ns	0.75	0.63	0.60		
4816 100ns For BBC comp	2.01	2.25	1.95		
4164 200ns	3.99	3.56	3.42		
2114 200ns Low power	1.15	1.00	0.90		
2114 450ns Low power	0.95	0.85	0.80		
4118 250ns	3.25	2.85	2.65		
6116 150ns CMOS	3.55	3.20	2.95		
2708 450ns	2.60	2.25	2.10		
2716 450ns 5 volt	2.35	2.10	2.02		
2716 450ns three rail	5.75	5.00	4.65		
2732 450ns Intel type	3.50	3.15	3.00		
2532 450ns Texas type	370	3.30	3.00		
Z80A-CPU	£3.95	Z80A-Pi0	2.99	Z80A-CTC	£2.99
6522 PIA	3.70	7002 A-D	£4.60	3691	2.75
88LS120	£2.20	7805 reg	0.50	7812 reg	0.50

Low profile IC sockets:

Pins	8	14	16	18	20	22	24	28	40
Pence	9	10	11	14	15	18	19	25	33

Soft-sectored floppy discs per 10 in plastic library case: 5 inch SSDD £17.00; 5 inch SSDD £19.25; 5 inch DSDD £21.00; 8 inch SSDD £19.25; 8 inch SSDD £23.65; 8 inch DSDD £25.50

74LS series TTL, large stocks at low prices with DIY discounts starting at a mix of just 25 pieces.

Write or phone for list.

Please add 50p post & packing to orders under £15 and VAT to total. Access & Barclaycard welcome. 24 hour service on (054 422) 618. Government & Educational orders welcome, £15 minimum. Trade accounts operated, phone or write for details.

HAPPY MEMORIES (ETI)

Gladestry, Kinston, Herefordshire HR6 3NY Tel: (064 422) 618 or 628


POWER DIMMER MODULES

A range of electronic modular dimmers designed to suit your custom channel and facility requirement

- Considerable saving over commercial equipment
- All the commercial facilities and more
 - Compatible special effects
 - Preset/remote/master
 - Easily installed and wired

SPU — Used in conjunction with RS units for	£11.90
SPC — Simple but effective 1000W controller	£15.70
Remote desks in 1000 and 2000W versions	£23.90 (2K)
MC — Master dimmer for SPC/RS units	£7.90
RS — Remote controller for SPU/SPC Units	£9.40
SUP/REF — Supply/signals for up to 50 modules	£20.00
Discounts on above only (order £100 to £199 15% £200 to £299 20% £300 + 25% EFFECTS ACCESSORIES	
MXSL — Four channel sound to light	£36.90
MXLS — Four Channel Sequencer	£23.70
MXLC-S Four channel sound chaser	£26.70
MXECF — Dip/Dipless Electronic Crossfade	£31.90

3 CHANNEL SOUND/LIGHT CHASER £35.70 LB31000SLC



A high performance sound to light providing bass, mid and treble separation, employing active filters, automatic switching to chaser in the absence of a music signal 1000W/channel.

3 CHANNEL SOUND TO LIGHT LB31000SL




£22.70

All the advantages of the SLC without chaser Controls: bass/mid/treble/master sensitivity.

STEREO DISCO MIXER/PREAMP

Main supply £7.20
PFL supply £1.00



£38.10

Magnetic or ceramic versions - please state

All the requirements of a stereo disco preamp on one board, left and right deck mixers/controls/misc. mixer/tones/microphone auto fade over decks and P.F.L. The unit can be used with virtually any power amp.

AND MORE!

- * 4 CHAN S/L AUTO CHASER
- * 4 CHAN MULTI SOUND CHASER
- * 4 CHAN SEQUENCER
- * 4 CHAN SOUND CHASER
- * FASCIA PANELS

Active Crossovers £17.90 (supply £7.20)
(3-way 300Hz/3kHz)

Don't hesitate to write or phone for immediate information. All prices include VAT. Please include 75p post except power dimmer (£2.75). Cheques/PO/COD/Access all welcome.

Tel: 01-640 6058 (Mon to Fri 9 to 4.30)

L & B ELECTRONIC 34 Oakwood Ave, Mitcham, Surrey CR2 1AQ

E.T.I. KITS

ALL KITS INCLUDE PCBs

Full kits include printed circuit boards, components, hardware, I.C. sockets, cases etc. unless stated (not batteries). If you do not have the issue of E.T.I. which

includes the project - you will need to order the instruction reprint at an extra 45p each. PCBs included. Reprints available separately 45p each.

SPECTRACOLUMN DEC82. Less case and lights £34.85p

PLAYMATE Aug/Sept 82, less optional foot pedal + mains unit	£28.98	RECHARGEABLE BATTERY extra	£19.95
Case extra	£28.42	HANDCLAP SYNTHESIZER Aug 81	£32.98
DUAL LOGIC PROBE Sept 82	£14.99	WAH PHASE June 81, Less pedal	£14.78
AUTO VOLUME CONTROL, Sept 82 £4.28 less case		LED JEWELLERY June 81, Cross	£2.98
INSULATION TESTER May 82	£17.57	Star £3.91 Spiral £7.98	
AUTORANGING CAPACITANCE METER Mar/April 82	£71.99	GUITAR NOTE EXPANDER April 81	£17.98
HIGH QUALITY PHONO AMPLIFIERS Feb 82, Less case		DRUM MACHINE April 81	£85.97
MOVING COIL STAGE	£19.75	ENGINEERS STETHOSCOPE Mar 81	£20.98
MOVING MAGNET STAGE	£19.88	SOUND PRESSURE LEVEL METER Feb 81	£43.98
PEST CONTROL Feb 82	£7.46	INFRA RED ALARM Feb 81	£39.98
GUITAR TUNER Jan 82	£31.87	4 INPUT MIXER Dec 80	£21.74
COMPONENT TESTER Dec 81	£3.78	MUSICAL DOORBELL Dec 80	£12.77
CAR ALARM Nov 81	£19.77	METRONOME Nov 80	£6.58
ENLARGER TIMER	£29.25	ULTRASONIC BURGLAR ALARM Aug 80	£23.50
SOUND BENDER Oct 81	£22.94	CAPACITANCE METER Aug 80	£22.28
WATCHDOG SECURITY ALARM Aug 81	£47.96	CMOS LOGIC TESTER Aug 80	£11.98
		CLICK ELIMINATOR April 79 £67.00 Or less case	£45.98

ZX A.D.C.

complete kit — suits '81 and Spectrum — 8 Analogue Inputs — 8 x 8 BIT outputs. Simple programming — just PEEK one address for each channel — no special 'set-up' routines needed. Incredibly versatile and simple to use. Complete kit — with case, sockets, and printed circuit. As featured in Jan 83 ETI

£34.98

PICOTUTOR

ASSEMBLY LANGUAGE TRAINER

As Featured in Nov, Dec 82 and the next 6 issues of WIRELESS WORLD. THE IDEAL WAY TO LEARN MACHINE LANGUAGE and become acquainted with the new SINGLE CHIP control oriented microprocessors.

COMPLETE KIT £39.87 — includes keyboard, Displays, DIL switch input port and LED Array output port & DATA, ANALOGUE INTERFACE £3.39 or send 45p for information.

MAGENTA ELECTRONICS LTD

EY25, 135 HUNTER ST., BURTON-ON-TRENT, STAFFS

DE14 2ST 0283 65435. MON-FRI 9-5. MAIL ORDER ONLY

ADD 45p P&P

TO ALL ORDERS

ACCESS and BARCLAYCARD (VISA)

ORDERS ACCEPTED BY PHONE OR POST.

SAE ALL ENQUIRIES.

Prices inc. VAT


OFFICIAL ORDERS WELCOME

OVERSEAS Payment must be in sterling.


IRISH REPUBLIC and BFPO — UK

PRICES EUROPE — UK PRICES + 10% ELSEWHERE — Write for Quote.

SC110A FULLY PORTABLE OSCILLOSCOPE



The new THANDAR SC110A represents a break through in Oscilloscope development. The SC110A is only 2 inches thick and weighs under 2 lbs yet it retains the standard features of a bench oscilloscope.



FULL-SIZED PERFORMANCE

- 10MHz band width
- 10mV per div. sensitivity
- Full trigger facilities are provided including bright line and auto, with T.V. line and frame filtering
- RUNS ON ORDINARY HP11 (four) batteries or rechargeables
- Basic price — £170 UK Post free
- Optional extras
AC Adaptor £5.69; Rechargeable batteries £8.63; X1 Probe £8.05; X10 Probe £9.20; X1/X10 Switched Probe £10.90; Carry Case £8.86.

PFM200A FREQUENCY METER

- Pocket size ● 8-Digit LED display ● Frequency range 20Hz-200MHz ● Resolution 0.1Hz ● Sensitivity typically 10mV rms ● Timebase accuracy 2ppm ● Battery life 10 hours ● Frequency: 2 ranges, 4 gate times ● Price £87.80 UK Post free ● Optional extras — AC Adaptor £5.69

LA GE S.A.E. Brings details of: Oscilloscope, Frequency Meters, Generators, Function Generators, Pulse Generators, Analogue and Multimeters, Digital Thermometer, C.R.T. Tester, Logic Analyser etc.


All prices include VAT. Official orders welcome. Mail order only, or callers by prior appointment. Barclaycard/Access welcome. Cash/cheque, etc., with order. Government and Educational Establishments official orders welcome.

B.K. ELECTRONICS

37 Whitehouse Meadows, Eastwood, Leigh-on-Sea, Essex SS9 5TY
Tel: Southend 527572

19" RACK MOUNTING CABINET

Front Panel 480 x 150mm Rear Case 425 x 250 x 140mm



Brushed Aluminium front with CHROME HANDLES

This is a professional rack mounting cabinet that will allow you to get your equipment off the bench. Rack mounting provides security for your equipment and easy access for maintenance. This Precision rack mounting cabinet has all the features you would expect from a professional unit.

★ Top, bottom and rear cover removable for access ★ Plates have heavy duty grey paint finish ★ Front panel heavy gauge — 3mm aluminium ★ Strong, screwed, construction throughout — screws included ★ Heavy gauge hinged mounting plate is pre-drilled and has four mounting positions to choose from ★ Front panel is of brushed aluminium

19" ENCLOSURES EURO SIZES

AT	h = U S128
LOW COST	425w250d less 10mm
1u. x 44mm	2u. — 17-50
Special Sizes	3u. — 18-50
Made To Suit REQUIREMENT	4u. — 2-75
	5u. —
	6u. —

ADD V.A.T. STD RATE & ORDERS UNDER £5.0 .5 p. ABOVE ITEM £2 P&P

'metal cabinets'

These are beautifully manufactured cabinets with an aluminium base and 18 gauge steel covers. They come fitted with rubber feet (to please the wife!), poured for ventilation and finished in an attractive two-tone finish. They make excellent cabinets for power supplies.

a — 102(a) x 54(h) x 83(w)mm	a	£1-70
b — 160(a) x 61(h) x 100(w)mm	b	£2-55
c — 180(a) x 70(h) x 134(w)mm	c	£3-04
d — 184(a) x 70(h) x 160(w)mm	d	£4-08



TRADE PRICES ON QTY ORDERS

SOLDERING IRON-30 W £1.75

RELAY UNIT, Moat Lodge, Stock Chase, Maldon, Essex, phone 0621-57242



11am 8pm MON-SAT

READ/WRITE

Letters for this page should be addressed to Read/Write at our Charing Cross Road address.

Dear Sir

I would like to ask Tim Orr why he states that 'most complex filter designs require a large number of precision resistors and capacitors'.

What does he mean by 'most filters'? What is a 'complex filter' — is it in the form $a + jb$? What is a 'large number' in this context? Do switched capacitor filter systems use fewer components?

The accuracy of monolithic capacitors of 1% tolerance is not low but is typically within the range $\pm 1\%$. . . So what?

Switched capacitor techniques do not 'get over' many problems, but simply defer them, at the expense of increased complexity, meaning more system components (eg, clock generators), and 'sweep the real problems under the carpet.'

The fact is that there is absolutely no way a normal, switched capacitor filter can be, component by component, any better, or less expensive, than its analogue counterpart, nor can it perform any better for a given set of fixed requirements (in the sense of classical filter design or modern network theory), nor can it handle high power, as wire-inductor types do. The only advantage I can see for switched-capacitor filters is their ability to scale according to the clock frequency. Whereas this is an advantage for certain, specific applications, Tim Orr gives the impression that it is universally true. It is not so.

I must point out that I have no connection with commercial interests regarding linear filter suppliers, just an interest in your magazine and in the whole truth!

What, for example, are the phase characteristics and filter characteristics of switched-capacitor filters? What are their time-delay equations? I find nothing, apart from scaling, to recommend switched capacitor filters instead of analogue designs, for most applications. By comparison, one can easily determine the phase/time/response characteristic of any analogue filter, construct it from published data (in design tables) and accurately predict how it will behave. It needs no clocks, etc, and transmits power.

Why use an untried technique

when there is a perfectly good proven design methodology available, which meets all the requirements?

Would it be possible, for example, to construct the following filter (in which I do have an interest) using switched capacitor techniques:

$Q=2.0$, 0.1 dB, Cauer, 8th order, band-pass, -40 dB stop, gain = 1.0.

If it is possible, does it use fewer components than, or is it cheaper than, or any better than my LC version, and can we find its phase delay?

Putting it another way, most filters in use today are simple RC 3 dB per octave types — what could be simpler than one resistor and one capacitor?

Yours faithfully
Terence B Layzell
Enfield

We take Mr Layzell's point, in that switched-capacitor filters will not replace all discrete filters.

However, they can be very useful on occasion, and the two occasions that come to mind are the Spectrum Analyst and Spectracolumn published recently. In equipment manufacture, the costs of any particular item of equipment is largely determined by the package count, and, within certain fairly obvious limits, the price of the packages has little influence. So, in many cases, it may pay manufacturers to go to much more complex (Sorry! complicated) filter design using fewer packages with many legs - ie using a switched-capacitor design with a very complicated circuit rather than a conventional filter with a relatively simple circuit.

Dear Sir

Having read several of the latest issues of ET/, I find it most distressing that a lot of the circuits I have made have come from the Tech Tips section, not because your designs do not interest me, but because the circuits I find in this section have invariably been in ET/ or one of the other leading mags before (OTHER leading mags? -

Ed.); but the readers have found a cheaper way of doing the same thing, in fact sometimes 50% or more cheaper. For example the circuit I am working on at present was featured in ET/ Tech Tips in January 1981: a simple combination lock. With this circuit

and a solenoid I made a combination bolt for my outside shed door, and many of my friends have tried (at my

request) and failed to crack it. A combination lock was featured in the magazine some months before but not with a 4017 IC. Needless to say, it cost me less than a quarter of what it would have done if I had made it from the magazine as it was first featured. All I can say is 'thank you' tQ M. D. Chapman, as he saved me a lot of money. The whole unit complete in a box but less the solenoid cost me £5 as opposed to £22.75 for the other one.


So, all you designers at ET/, get your brains working on some cheaper circuits for us, or, failing that, make the Editor publish some more of the readers' designs so that we can save enough money to buy next month's issue of ET/. There must be more than seven or eight designs sent in each month.

How much longer must we waste time and money putting in a stack of components and ICs when, with slightly different components, we can halve the time and cost it takes to make these projects?

Yours sincerely
D Saunders
Sittingbourne

The original Combination Lock design you refer to was published in ET/ in March 1981; since then we have published a rather cheaper design as a project in June and July 1982; and we've also published yet another as a Tech Tip in November 1982, so you can't say we don't give you a wide choice! The two designs we published as projects do incorporate rather more features than the two Tech Tips, so, on balance, all the circuits have something to offer.

As to cost, we try to keep ET/ at the fore-front in technology, and this sometimes means that the circuits we publish are rather more expensive to build than we'd like, because, for obvious reasons the components used will not be found in readers' spares boxes. We also like to publish designs that do something more cheaply and/or more elegantly than existing designs when we get hold of them.

Desktop Ten Way Exchange (key & lamp unit) £8.00 + £1.80 P & P	<h2>LOW-COST, RUGGED TEMPERATURE CONTROL</h2> <h3>HIGH QUALITY</h3>  <p>TEMP GAUGE 0° C-120° Remote sensor on 38" capillary, panel mounting dial 55mm diameter. ONLY £2.50</p> <p>Wide control range (low room temp. to over boiling point) Sensor on 22" capillary. £2.30, including control knob</p> <p>15A 240V. Sensing coil on 41in. capillary panel mounting with reset button £1.20</p> <p>LIGHT DEPENDENT RESISTORS in plastic housing with window, heavy-duty lead. Similar to ORP 61. Only 30p or £2.35 for 10.</p> <p>GEARED Synchronous motor, 8 r.p.m., 240V A.C. 3 Watt £2.</p> <p>SOLENOID GAS VALVE. 240V A.C. 5 P.S.I. suitable</p> <p>BULGIN 3 pin free plug & panel socket, 2A 240V 50p</p> <p>AUTOMATIC DIAL UNIT. (mains powered) These units connect into a and dial a number when a punch-card is inserted. Card & instructions supplied. Cards readily available. Many uses. Only £8+£1 p&p</p>
Recent style P.O. telephones £4.75 + £1.80 P & P 2 for £9 + £2.50 5 for £20 + £5	
Older style black telephones £3. P&P as above. Our leaflet explains how to use G.P.O. phones on home intercom systems.	
Operator's Headset with Mic. & 4 Pole Jack £2.75	
5 Digit Counters 48V coil. Non resettable	
UNISELECTORS. 50v, 4 Bank + Homing Bank, 25 way £3.60	
D CONNECTOR SOCKETS with cover, 50 way £2	
50V 8A TRANSFORMER. Ideal for big power supply unit or amplifier £12 inc. p&p. BEAT THAT!	
Various stabilised power supplies available — Excellent prices send for details.	
FREE on request — Leaflet "D.I.Y. Telephone Systems and Automatic Exchange Design".	

L.E.M. SERVICES
22 Emscote Road
Warwick
Warwickshire

ADD 50p P&P ORDERS OVER £7.50 POST FREE unless stated otherwise

ALL ITEMS - MONEY BACK IF NOT DELIGHTED.

TURNTABLE KITS

FROM

INPUT DESIGN LTD

THE LEADING MANUFACTURERS OF TURNTABLES IN KIT FORM

KITDECK 2 NORMAL PRICE £115.00

£ 99

inc. VAT
(P+, P £3.00)

SPECIAL CHRISTMAS OFFER TO READERS OF ETI

HOME CONSTRUCTOR TURNTABLE KIT NOW £49.50 (P + P £1.95)

5 YEAR GUARANTEE

MONEY BACK IF NOT SATISFIED

Pay by Barclaycard, Access or CWO. Export: Write for Pro-forma

PALACE STREET, BIGGLESWADE, BEDS. SG18 8DP

Telephone: 0767 316655
Telex: 826671

PARNDON ELECTRONICS LTD
Dept. No.23, 44 Paddock Mead, Harlow, Essex, CM18 7RR. Tel. 0279 32700

RESISTORS: 1/4 Watt Carbon Film E24 range ± 5% tolerance. High quality resistors made under strictly controlled conditions by automatic machines. Banded and colour coded.

£1.00 per hundred mixed (Min 10 per value)
£8.50 per thousand mixed (Min 50 per value)

DIODES: IN4141 3p each. Min order quantity 15 items
£1-60 per hundred

Gold plated contact in fully sealed base. Solve those programming problems.
4 Way 86p each 6 Way £1-00 each 8 Way £1.20 each

DIL SOCKETS: High quality, low profile sockets
8 pin = 10p : 14 pin = 11p : 16 pin = 12p : 18 pin = 19p : 20 pin = 21p :
22 pin = 23p : 24 pin = 25p : 28 pin + 27p : 40 pin + 42p.

ALL PRICES INCLUDE V.A.T. & POST and PACKING-NO EXTRAS
MIN ORDER - U.K. £1.00 OVERSEAS £5.00 CASH WITH ORDER PLEASE

Universal NI-CAD, battery charger. All plastic case with lift up lid. Charge/Test switch. LED indicators at each of the five charging points.

Charges - PP3 (9V), U12 (1.5V penlite), U11 (1.5V "C"), U2 (1.5V "D"). Power: 220-240V AC. Dims: 210 x 100 x 50mm. Knock down price only while stocks last.


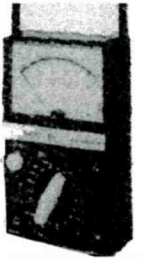
Only £6.00
Order No. MW 398

Multimeter & Transistor Tester
DC volts 0-1v-5v-2.5v-10v-50v-250v-1000v ±3%
AC volts 0-10v-50v-250v-1000v ±3%
DC current 0-50uA-2.5mA-25mA-0-25A ±3%
Resistance:
Minimum 0-2-2-200-200k ohms } ±3%
Midscale 20-200-20k-200k ohms }
Maximum 2k-20k-2m-20m ohms }
As a transistor tester
Leakage current 0-150uA at Z1k range } ±5%
0-15mA at X10 range }
0-150mA at X1 range }


PLEASE ADD 15% VAT & £1 P&P

ENFIELD ELECTRONICS 208 Baker Street
ENFIELD, Middlesex
Tel: 01-366 1873

Only £11.95
Order No. HT320

LOW COST PROFESSIONAL TEST INSTRUMENTS




sabtronics
FREQUENCY METERS
100MHz, 600MHz, and 1GHz Models
from £67

Belemic

Hand Held
Analogue and
Digital
Multimeters

16 Models
from £18.75




electro **RSI**


- ★ FREQUENCY METERS
- ★ ANALOGUE MULTIMETERS
- ★ DIGITAL MULTIMETERS
- ★ FUNCTION GENERATOR
- ★ OSCILLOSCOPES
- ★ POWER SUPPLIES
- ★ LOGIC PROBE
- ★ SCOPE PROBES

Write or phone for illustrated test instrument catalogue and price list

Black Star Ltd.
9A, Crown Street
St. Ives, Huntingdon
Cambs. PE17 4EB
Tel: (0480) 62440 Telex 32339



The magazine with a different approach to micros



Electronics and Computing Monthly looks at a computer as the beginning of something interesting rather than an end in itself.

We thought that using a micro to drive something other than a TV screen could open up fascinating possibilities.

A few simple circuits, used as building blocks, can stretch your computer, your imagination and your fun, a long way.

If you understand the basics of digital electronics, you'll appreciate the fun you can

have by linking logic circuits to your micro.

If you don't, then read our new series which starts this month and explains digital electronic circuits from basics. Also this month, we show you how to build an infra-red remote controller for your micro.

That's what Electronics and Computing is all about – giving you ideas for new

applications, and giving you the software to expand your micro. Project by project we show you how to add another dimension to your computer.

For example, in this month's issue we explain dialogue programming using the PILOT system – what it is and how it works.

And inside is enough information to build your own hi-res graphics computer.

All you need is a hot soldering iron and a cool 75p

WHERE ELECTRONICS AND COMPUTING INTERFACE.

At your newsagent
from Feb 12th

CONFIGURATIONS

The editor expressly forbids his neighbours from reading this month's Configurations, because it's all about audio power output stages. Ian Sinclair shows the way to deafness for the quiet life.

A lot of people who feel quite happy with the design of voltage amplifier stages are never quite so confident with power output stages. The reasons are not difficult to find, because few textbooks go into much detail about transistor power output stages, and one or two offer rather misleading advice.

The essential problem of power output is to get power delivered into a load, and a theorem which is often quoted in this respect is the maximum power theorem — Fig. 1. This states that if the power source has fixed values of internal resistance and supply voltage, then the maximum transfer of power will occur when the load has the same value of resistance. The maximum power in the load will then be 50% of the total power, with the other 50% being dissipated across the internal resistance. The use of this theorem governed the design of valve output stages for decades.




Fig. 1 Maximum power theorem. This states that the maximum possible power, is transferred to the load when $R_L = R_s$. This does not imply that the load gets the maximum share of power.

Things have changed, however, and we can easily obtain transistors with very low internal resistance values and use them in circuits whose internal resistance can be as little as a fraction of an ohm. The maximum power theorem isn't useful here, because we don't actually want maximum power, only as much as we can handle, and preferably most of it across the loudspeaker terminals. In any case, we don't want to have to use loudspeakers with impedances of only a fraction of an ohm. When we use a loudspeaker whose impedance is several times that of the amplifier, we can be sure that most of the power dissipated is across the loudspeaker rather than across the output transistors, and that's just what we want, whether it's the maximum possible power or not.

The very low output resistance of transistor power amplifiers also explains why it is that the power output of a transistor amplifier increases when you use a loudspeaker of lower impedance — your average pre-war textbook can't explain that one! If we were to attempt to use a load that matched the resistance of the amplifier output stage, it's pretty certain we would burn out the transistors.

Some Like It Hot

Speaking of which brings us to the second point about power output stages. With low internal resistance, there is no problem about delivering power, but the performance

of a power amplifier in this respect is limited by the rate at which the transistors in the output stage can dissipate the heat which is inevitably caused when current flows through them. As long as the rate of heat generation' (which is volts x amps) equals the rate of heat dissipation, the temperature will remain steady, but raising the dissipation also means raising the temperature, and this is the limiting factor for transistors, because if the collector junction, which is where the heat is generated, gets too hot, it will melt, and that's the end of the transistor. Many output transistors which could dissipate 150 W if the heat could be removed efficiently will dissipate only a miserable 20 W under realistic working conditions.

The design of a transistor power amplifier, therefore, starts with a consideration of heat-sinks. The traditional method is to use a quantity called thermal resistance, which is defined as the temperature rise per degree (centigrade) of dissipated power. When a heat-sink has a thermal resistance of $4^\circ\text{C}/\text{W}$, then it will be 4°C hotter than the air around it when it is dissipating 1 W, 40°C hotter than the air when it is dissipating 10 W, and so on — the temperature rise equals thermal resistance times power dissipated. For a transistor bolted on to a heat-sink, there are several thermal resistances in series (Fig.

2) the thermal resistance of the collector junction to the mounting surface of the transistor, the thermal resistance of the mounting surface to the heat-sink (which will be increased if you use a mica washer for insulation), and the thermal resistance of the heat-sink itself to the air. Like electrical resistances, these can be added (that's why we use them!), and when the result is multiplied by the intended power dissipation, the result will tell you how much hotter than the air your transistor junction will be. Remember that the air actually around the area of the heat-sink may not be all that cool, — a conservative figure to use is 40°C — and then add on the rise in temperature that you have calculated. If the result is well short of the maximum

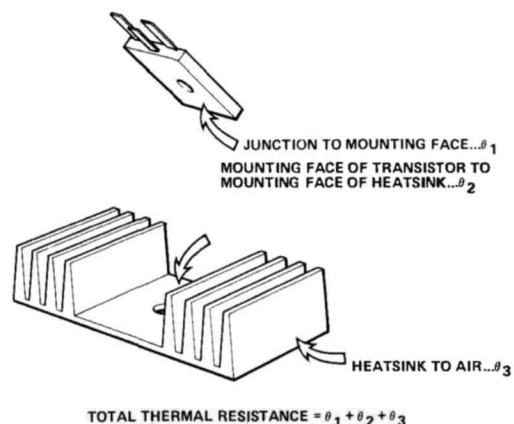


Fig. 2 Thermal resistances. For a single transistor on a heat-sink, the thermal resistances are in series, and can be added. For other configurations, these quantities can be treated exactly like electrical resistances.

allowable figure for the transistor, well and good; if not, then you need to improve your heatsinking, or use a different transistor, or both.

Making A Transformation

With that out of the way, we can now look at some configurations. Most of us automatically think of the PNP-NPN direct coupled pair when we think of output stages, but there are still a lot of single-ended transformer-coupled stages around, similar to the design of Fig. 3. A Class A stage like this is designed by finding the maximum dissipa-

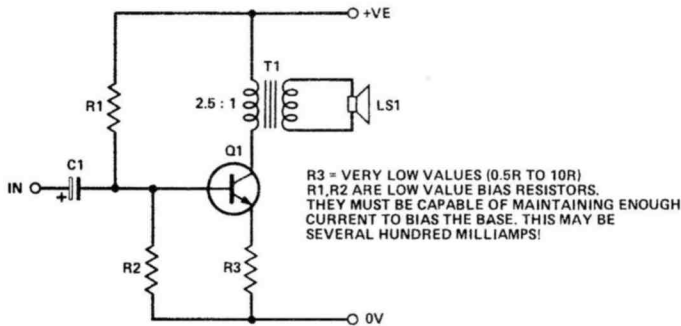


Fig. 3 A single-ended Class A stage, using transformer coupling.

tion you can get away with, and then fixing the supply voltage and calculating the signal current. If we take it that the average DC level at the collector of the transistor is equal to the supply voltage (Fig. 4), then at peak power output, the signal voltage (instantaneous voltage, that is)

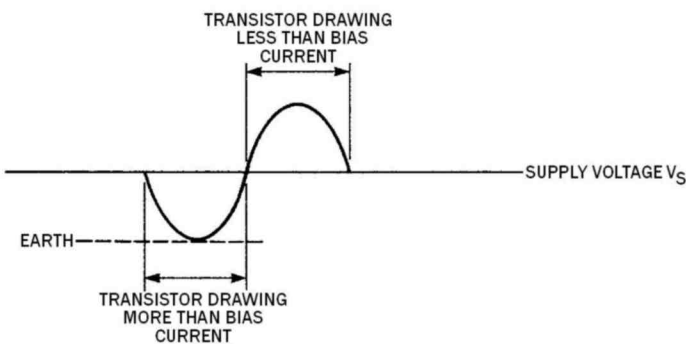


Fig. 4 The (ideal) output waveform at the collector of the circuit of Fig. 3. The inductance of the transformer is responsible for the portion of the wave which is above supply voltage.

will drop to zero and rise to twice supply voltage. This makes the peak voltage of the output signal equal to the supply voltage, and the RMS power is equal to

$$\frac{\text{peak volts} \times \text{peak current}}{8}$$

so that peak current, I_p , equals

$$\frac{8 \times \text{power}}{\text{supply voltage}}$$

— you will have to check for yourself that the transistor can cope with this peak current. The next step is to calculate the transformer ratio. The peak voltage V_p across the loudspeaker will be

$$\sqrt{\frac{\text{power}}{8}}$$

and the transformer ratio will have to be

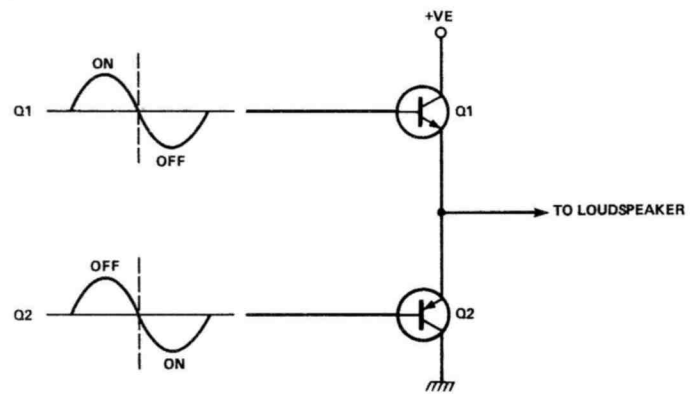
$$\frac{\text{supply voltage}}{V_p}$$


Fig. 5 The basis of the single-end push-pull Class B stage, most succinctly known as the totem-pole output.

— this is usually a step-down ratio. The transformer should have enough primary inductance to ensure that it will handle low frequencies reasonably well, but you don't want to design the transformer in detail unless you are a card-carrying masochist.

The single-ended stage is not exactly brilliant from the point of view of distortion, and the voltage gain is usually very low, so that negative feedback from the speaker terminals to the input of the power stage is rather ineffective. The negative feedback can be taken to an earlier stage, but the drawback here is that the phase shifts may be excessive, particularly since a transformer is present, and these can make your negative feedback become positive at one end of the frequency range, causing distinctly nasty sounds to come from the speaker. The main merit of a single-ended transformer-coupled stage of this type is that it can deliver a fair amount of power from a low supply voltage, something that is not easy for the traditional direct-coupled design.

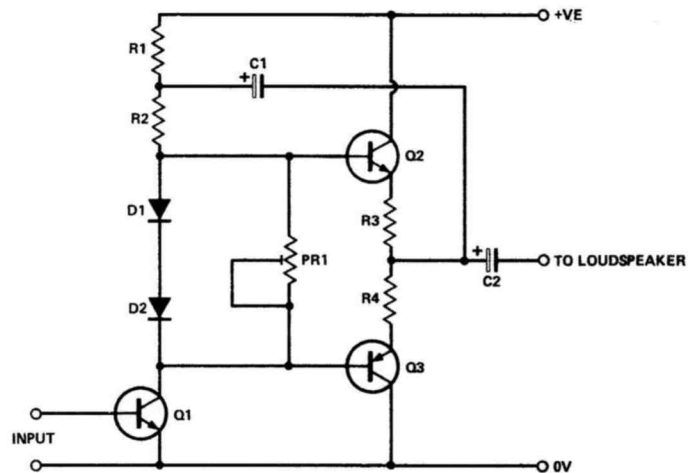


Fig. 6 Using two diodes in series to stabilize the bias of the output pair.

The Traditional Transistors

With that brief introduction — meet the traditional direct-coupled output stage as used in practically all of the hi-fi, medium-fi and no-fi amplifiers in the world. The design consists of a pair of complementary emitter-followers in a Class B single-ended push-pull circuit (Fig. 5), with both transistors on one heat-sink, capacitor coupling to the loudspeaker, and lots of negative feedback. It's a design on which an incredible number of variations can be achieved, however, and also one whose performance can be greatly enhanced by Careful choice of components,

FEATURE

and well-planned construction. The driver stage for the output pair may use diodes to adjust the DC voltage difference that is needed between the bases of the output pair (Fig. 6) or an almost-saturated transistors (Fig. 7) or with a common-emitter pair used in place of emitter-followers, and driven by an op-amp (Fig. 8).

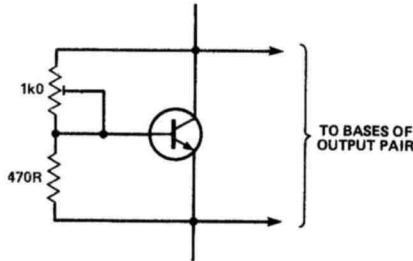
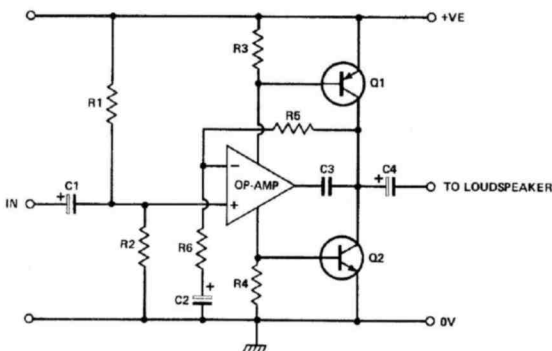


Fig. 7 An alternative method of stabilisation using a transistor.

Like all Class B stages, linearity, especially near the crossover point (Fig. 9) where one transistor starts to conduct as the other one stops, is always a problem. The gain in this region is very low, so that negative feedback is not the cure-all that many designers seem to expect it to be. Since the basic output stage is a couple of emitter-followers, it has a voltage gain that is less than unity, and the driver stage usually has a low gain also, so that the feedback loop has to be taken over a number of stages (Fig. 10).



C3 IS ABOUT 10n AND IS FOR STABILITY PURPOSES
R3,R4 AROUND 100R-220R DEPENDING ON DRIVE NEEDS OF
OUTPUT PAIR AND CAPABILITIES OF OP-AMP.
R1,R2 EQUAL AROUND 47k

Fig. 8 A circuit which uses an op-amp to drive an output pair. The transistors are NOT in the normal totem-pole configuration, because each is being used as a common emitter amplifier rather than as an emitter-follower. If Darlington power output transistors are used, this can be a very economical high-power stage.

The problem of crossover distortion has driven several designers to use Class A stages of very similar configuration. When both of the transistors of the output pair are driven with a signal, the efficiency can be as high as 30% (as compared with 78% for Class B), and the availability of high-power transistors with low thermal resistances has encouraged the use of Class A — a typical circuit is shown in Fig. 11. The distortion figure, measured before applying feedback, is still fairly high (10% or more at full power), but feedback greatly improves this. More important, the distortion level tends to be least at low power outputs, unlike the Class B circuit in which the distortion is greatest at low level — when it is also most noticeable — due to the crossover problem.

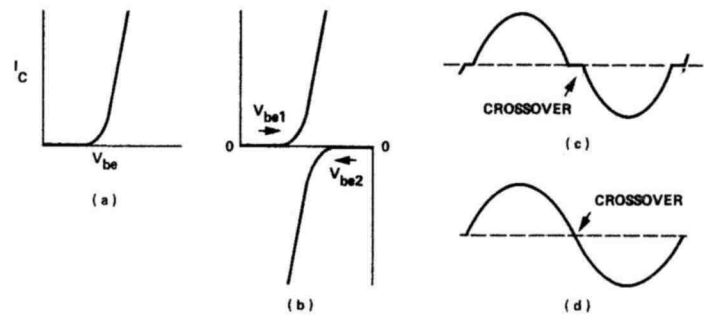


Fig. 9 Crossover distortion. (a) an ideal mutual characteristic for a power transistor. (b) How the characteristics of two identical transistors would combine if each were just cut-off with no signal present. (c) The distortion of wave-shape caused at crossover with insufficient bias. (d) Crossover distortion can be reduced by increasing bias on each transistor, but unless the transistors have unusually straight characteristics, a lot of bias will be needed.

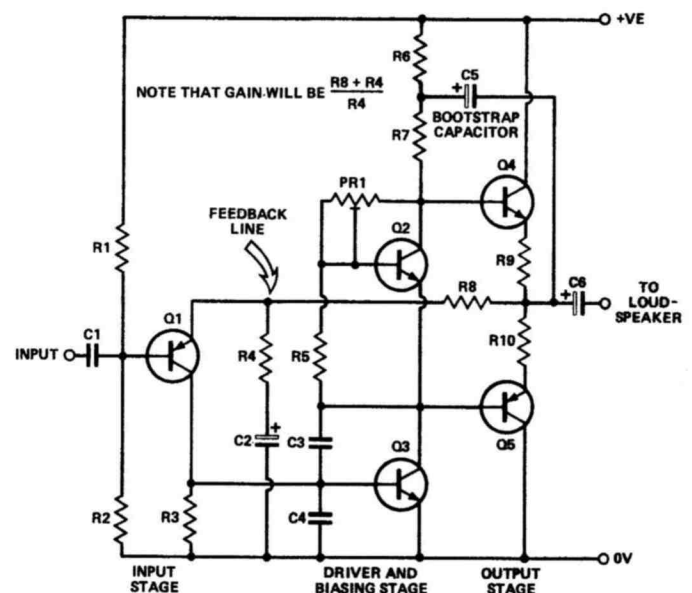


Fig. 10 Using feedback over several stages in a Class B output circuit.

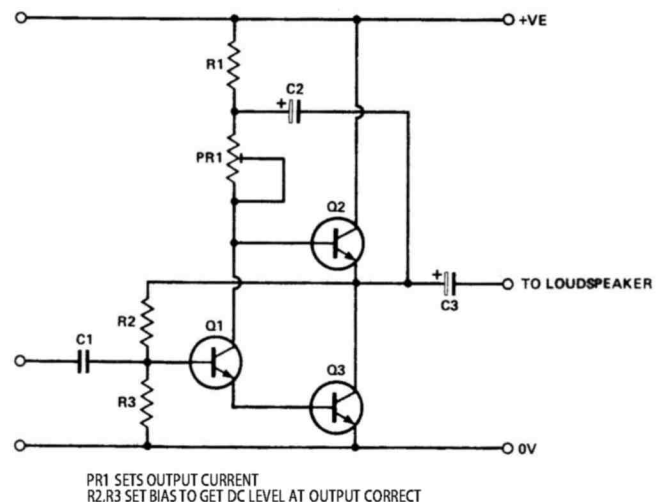



Fig. 11 A Class A output stage - note that both output transistors are of the same type. For low distortion, they should be carefully matched.

MARCO TRADING



Primary	Secondary	Current	1+	10+	100+
240V	4.5-0-4.5V	400m/a	80p	48p	36p
240V	6-0-6	100m/a	88p	52p	43p
240V	6-0-6	500m/a	88p	90p	48p

Manufacturers note: We can supply OFF THE SHELF 1000+ quantities of the above transformers.

These high quality British made European Adaptors are ideal for driving radio's, cassette recorders, TV games, calculators etc etc.

These adaptors fit the UK shaver socket.

ADAPTORS



			1+	10+	100+
E08	4.5V DC	200m/a	80p	48p	32p
EM3	6V DC	200m/a	£1.00	80p	55p
E09	6V DC	400m/a	£1.50	£1.25	85p

UK POWER SUPPLY/CHARGER. Input 240V. Output 9V 200m/A. Fully Regulated and Stabilised. Complete with Reversible 4 Way Plug.
Price £2.95 + 75p p&p + VAT

MULTIMETER SPECIAL

Russian type U4324 20,000 O.P.V.
DC Voltage: 0.6, 1.2, 3, 12, 30, 60, 120, 600, 1200.
AC Voltage: 3, 6, 15, 60, 150, 300, 600, 900.
DC Intensity M/A: 0.06, 0.6, 6, 60, 600, 3000
AC Intensity M/A: 0.3, 3, 30, 300, 3000.
DC Resistance: 0.2, 5, 50, 500, 5000K.

Special Price £15.95 inc. p&p + VAT 2.



Brand new 3 channel chart recorders from £89 including charts etc.

Send 35p Now for our latest Catalogue. Fantastic Value it includes capacitors, diodes, resistors, transistors, LEDs, boxes, cable, prepaid envelopes and much, much more.

Please add 35p postage and packing and 15% VAT to all orders.

Send orders to:

MARCO TRADING (Dept ETI)

The Millings, High Street,
Wem, Shropshire SY4 5EN
Telephone: WEM (0939) 32763

Every order receives our latest special offer lists. Or send SAE.

All orders despatched by return of mail.



Constructor Series Speakers

IT'S
SO
EASY

Have fun, save money, building a Kef design with a Wilmslow Audio CS Total kit.


No electronic or woodworking knowledge necessary and the end result is a proven top-quality design that you'll be proud of.

Each kit contains all cabinet components, accurately machined for easy assembly, speaker drive units, crossovers, wadding, grille fabric, terminals, nuts, bolts, etc.

The cabinets can be painted or stained or finished with iron-on veneer or self adhesive woodgrain vinyl.

Easy foolproof assembly instructions supplied. Set of constructor leaflets sent free on receipt of large S.A.E.

Prices: CS1 (As 101) £110 pr. inc. VAT, plus carr./ins. £ 5.50
CS1A (simplified LS3/5A) £103 pr. inc. VAT, plus carr./ins. £ 5.50
CS3 (as 103.2) £129 pr. inc. VAT, plus carr./ins. £10.00
CS5 (as Carlton II) £192 pr. inc. VAT, plus carr./ins. £15.00
CS7 (as Cantata) £250 pr. inc. VAT, plus carr./ins. £18.00



0625 529599

35/39 Church Street, Wilmslow, Cheshire SK9 1AS

Catalogue £ 1.50 post free
Lightning service on telephoned credit card orders!

SPECTRUM

24 LINE INPUT/OUTPUT PORT.....	£18.95
(motherboard not required)	
MOTHERBOARD - SIX SLOTS.....	£26.50
MOTHERBOARD PCB ONLY.....	£6.50
SPECTRUM 28 WAY CONNECTOR.....	£3.25
MALE CONNECTOR.....	£1.80
34 WAY RIBBON CABLE per metre.....	£1.80

ZX81

40 KEY KEYBOARD.....	£20.00
SPARE KEYS each.....	£0.25
MOTHERBOARD - 2 SLOTS.....	£15.00
24 LINE INPUT/OUTPUT PORT.....	£18.95
16K RAM PACK.....	£25.00
MUSIC BOARD.....	£18.95
23 WAY FEMALE CONNECTOR.....	£2.50
MALE CONNECTOR.....	£1.60
24 WAY RIBBON CABLE per metre.....	£1.40
GETTING ACQUAINTED WITH YOUR ZX81.....	£4.95
PROGRAMMING FOR REAL APPLICATIONS.....	£6.95
REAL APPLICATIONS TAPE.....	£11.44
MASTERING MACHINE CODE.....	£7.50

Prices are for built items. Postage 40p under £4.00. Export postage (surface) £1.80. Access accepted. Send sae for full catalogue.

REDDITCH ELECTRONICS

21 FERNEY HILL AVENUE, REDDITCH
WORCS B97 4RU

Interak 1

HOME COMPUTERS DO NOT WORK!

You've already got a "home" computer — am I right? You may be anyone — a Hospital Electronics Workshop, a University Computer Dept., an Electronics Research Establishment, or you may be just plain Joe Soap.

Either way round — you're fed up with the boss, or your wife (may be the same thing), always asking you — "Very nice, but what does it do?" I know you can make it do things, so you must be pretty clever, but what a mess. What's that heap of junk plugged n the back — talk about spaghetti!

They look lovely, home computers, don't they — until you bolt on all the things round the back that the designer couldn't (or wouldn't) include.

I think we both know what is needed: A "rack and card" build it yourself system (Interak 1!). Something like Acorn's and Tangerine's original plug in systems, before they went on to more profitable things, but you don't want it 6502-based — Interak 1 uses the Z80A, (doesn't everybody who has any sense?).

If you use Interak 1, the Z80A CPU is on one card, the VDU Interface is on another, Dynamic RAM on another, and so on. Very tidy, and very modular because "any card fits in any slot". And that ugly expansion adaptor, and the special box of bits you've got sticking out of the back, can be neatly re-packaged and slid into the spare slots in Interak 1.

I've got no space to say more (this advert's cost a few hundred pounds already!), so send me a stamp (20½p) and/or SAE, or neither, or 'phone if you prefer, and I'll send you the 38-page low-down.

David Parkins

P. S. Although this advert may sound a bit corny (we have to get your attention somehow) Interak 1 really is a serious, sensible system with thousands of cards sold, and in daily use. Cards, Manuals, all available separately inc. circuit diagrams.

Greenbank

Greenbank Electronics (Dept. T3E), 92 New Chester Road,
New Ferry, Wirral, Merseyside L62 5AG
Telephone: 051-645 3391

ETI PCB SERVICE

Up till now PCBs were always the hardest component to obtain for a project. Of course you could make your own, but why bother anymore!

Now you can buy your board straight from the designers - us! As of this issue all (non-copyright) PCBs will be available automatically from the ETI PCB Service. Each board is produced from the same master used to build our prototypes, so you can be sure it's accurate, and will be finished to the high standard you would expect from ETI.

In addition to the PCBs for this month's projects, we are making available some of the more popular designs from our recent past. See the list below for details. Please note that NO OTHER BOARDS ARE AVAILABLE. If it's not listed, we don't have it!

APRIL 79	<input type="checkbox"/> Guitar Effects Unit	£2.64	<input type="checkbox"/> LED Jewellery: Cross	£1.47	MAY 82	<input type="checkbox"/> DV Meg	£2.72	
	<input type="checkbox"/> Click Eliminator	£6.64	<input type="checkbox"/> Spiral (two boards)	£2.64		<input type="checkbox"/> Analogue PWM	£3.06	
			<input type="checkbox"/> Star (two boards)	£1.53		<input type="checkbox"/> Slot Car Controller	£4.51	
			<input type="checkbox"/> Waa-phase			<input type="checkbox"/> Wattmiser	£4.17	
JUNE 79	<input type="checkbox"/> Accentuated Beat Metronome	£3.60				<input type="checkbox"/> Sound Effects Board ^d	£2.25	
FEBRUARY 80	<input type="checkbox"/> Tuning Fork	£2.64	JULY 80	<input type="checkbox"/> System A A-MM/A-MC	£2.65	June 82	<input type="checkbox"/> Ion Generator (two boards)	£5.53
				<input type="checkbox"/> System A A-PR	£5.17		<input type="checkbox"/> Ion 'Blinker'	£2.47
MARCH 80	<input type="checkbox"/> Signal Tracer	£2.27		<input type="checkbox"/> Smart Battery Charger	£1.97		<input type="checkbox"/> MOSFET Amp Module	£6.78
AUGUST 80	<input type="checkbox"/> CMOS Logic Tester	£2.64	AUGUST 81	<input type="checkbox"/> System A Power Amp (A-PA)	£4.77		<input type="checkbox"/> Logic Lock	£3.06
<input type="checkbox"/> Capacitance Meter	£2.93		<input type="checkbox"/> Flash Sequencer	£3.44		<input type="checkbox"/> Digital PWM	£3.34	
<input type="checkbox"/> Ultrasonic Burglar Alarm	£2.87		<input type="checkbox"/> Hand-clap Synthesiser	£3.97		<input type="checkbox"/> Optical Sensor	£1.74	
			<input type="checkbox"/> Heartbeat Monitor	£1.83		<input type="checkbox"/> Stylus Timer	£2.59	
OCTOBER 80	<input type="checkbox"/> Cassette Interface	£2.93	<input type="checkbox"/> Watchdog Home Security (two boards)	£5.31		<input type="checkbox"/> Oscilloscope (four boards)	£11.60	
<input type="checkbox"/> Fuzz/Sustain Box	£3.27				JULY 82	<input type="checkbox"/> Mike Switching Unit	£1.87	
NOVEMBER 80	<input type="checkbox"/> Touch Buzzer	£1.93	SEPTEMBER 81	<input type="checkbox"/> Mains Audio Link (three boards)	£7.35	<input type="checkbox"/> TV Bargraph (main board)	£4.56	
<input type="checkbox"/> Light Switch	£1.93		<input type="checkbox"/> Laboratory PSU	£4.53		<input type="checkbox"/> TV Bargraph (channel card)	£2.28	
<input type="checkbox"/> Metronome	£1.93					<input type="checkbox"/> Hotwire	£2.63	
<input type="checkbox"/> 2W Power Amp	£1.93		OCTOBER 81	<input type="checkbox"/> Enlarger Timer	£3.40	<input type="checkbox"/> Bridging Adaptor	£2.38	
<input type="checkbox"/> RIAA Pre-amplifier	£1.93		<input type="checkbox"/> Sound Bender	£2.65	AUGUST 82	<input type="checkbox"/> Playmate (three boards)	£7.20	
<input type="checkbox"/> Audio Test Oscillator	£3.13		<input type="checkbox"/> Thermal Alarm	£2.63		<input type="checkbox"/> Kitchen Scales	£1.84	
DECEMBER 80	<input type="checkbox"/> Musical Doorbell	£2.80	<input type="checkbox"/> Micropower Pendulum	£2.21		<input type="checkbox"/> Sound Track	£4.25	
<input type="checkbox"/> Bench Amplifier	£2.53		NOVEMBER 81	<input type="checkbox"/> Voice-Over Unit	£3.97	SEPTEMBER 82	<input type="checkbox"/> Auto Volume Control	£1.84
<input type="checkbox"/> Four Input Mixer	£2.64		<input type="checkbox"/> Car Alarm	£2.81		<input type="checkbox"/> Dual Logic Probe	£1.93	
JANUARY 81	<input type="checkbox"/> LED Tacho	£4.13	<input type="checkbox"/> Phone Bell Shifter	£2.96	OCTOBER 82	<input type="checkbox"/> Message Panel (one card)	£8.79	
<input type="checkbox"/> Multi-Option Siren	£3.20		DECEMBER 81	<input type="checkbox"/> Alcometer (two boards)	£5.21	NOVEMBER 82	<input type="checkbox"/> Spectrum Analyst (3 boards)	£14.33
<input type="checkbox"/> Universal Timer	£3.31		<input type="checkbox"/> Bodywork Checker	£1.75		<input type="checkbox"/> Pulse generator	£5.29	
FEBRUARY 81	<input type="checkbox"/> Infra-red Alarm (four boards)	£6.64	<input type="checkbox"/> Component Tester	£1.40		<input type="checkbox"/> Message panel interface	£1.91	
<input type="checkbox"/> Pulse Generator	£3.57		JANUARY 82	<input type="checkbox"/> Parking Meter Timer	£2.20	DECEMBER 82	<input type="checkbox"/> ELCB	£2.41
MARCH 81	<input type="checkbox"/> Engineer's Stethoscope	£2.65	<input type="checkbox"/> Infant Guard	£1.56		<input type="checkbox"/> Servo Interface (two boards)	£5.87	
APRIL 81	<input type="checkbox"/> Musical Box	£2.64	<input type="checkbox"/> Guitar Tuner (two boards)	£5.55		<input type="checkbox"/> Spectracolumn	£4.82	
<input type="checkbox"/> Drum Machine (two boards)	£5.60		FEBRUARY 82	<input type="checkbox"/> Ripple Monitor	£1.92	<input type="checkbox"/> Signal Line Tester	£1.25	
<input type="checkbox"/> Guitar Note Expander	£3.20		<input type="checkbox"/> Pest Monitor	£1.68				
JUNE 81	<input type="checkbox"/> Mini-drill Speed Controller	£2.93	<input type="checkbox"/> I Ching Computer (two boards)	£5.15				
<input type="checkbox"/> Antenna Extender	£3.20		<input type="checkbox"/> Moving-magnet stage	£3.49				
			<input type="checkbox"/> Moving-coil stage	£3.49	JANUARY 83	<input type="checkbox"/> ETI/831/1 Fuel Gauge	£3.00	
						<input type="checkbox"/> ETI/831/2 ZX ADC	£2.25	
						<input type="checkbox"/> ETI/831/3 Programmable PSU	£3.00	
						MARCH 83		
						<input type="checkbox"/> ETI/833/1 6502 Sound/DAC	£11.16	
						<input type="checkbox"/> ETI/833/2 Alarm Module	£3.15	
						<input type="checkbox"/> ETI/833/3 ZX81 Graphics	£0.93	
						<input type="checkbox"/> ETI/833/4 Logic Probe	£2.17	

How to order: indicate the boards required by ticking the boxes and send this page, together with your payment, to: ETI PCB Service, Argus Specialist Publications Ltd, 145 Charing Cross Road, London WC2H 0EE. Make cheques payable to ETI PCB Service. Payment in sterling only please. Prices subject to change without notice.

Total for boards £

Add 45p p & p 0.45

Total enclosed £

Signed

Name

Address


.....

.....

hi! performance hi! competitive hi!

HIGH QUALITY AT LOW COST

HC601
£34.00
 Plus VAT
 INCLUDING
 FREE
 Test Leads,
 Battery and
 Instruction
 Manual
 plus A full
**ONE YEAR
 GUARANTEE**



EASY TO USE

- 26 FULLY PROTECTED RANGES
- LARGE 3½ DIGIT LCD DISPLAY
- ±0.5% basic DC ACCURACY
- AC and DC VOLTS and AMPS + OHMS

HC6010 has an additional 10 Amp Range
HC703 has a basic DC Accuracy of ± 0.1%
HC7030 has an extra 10 Amp Range
HM101R - 102R and 102BZ are Analog models
 Ask FOR FREE DATA

Easy to Order: Fill in and post the coupon enclosing cheque/P.O./Credit Card details or Official Order.

VISA



In a hurry? Then ring (0799) 24922

Name

Address

Please send:

-HC601's at £40.25 (inc. VAT + P+D)
-HC6010's at £43.70 (inc. VAT + P+D)
-HC703's at £51.75 (inc. VAT + P+D)
-HC7030's at £55.20 (inc. VAT + P+D)
-HM101R's at £7.75 (inc. VAT + P+D)
-HM102R's at £14.38 (inc. VAT + P+D)
-HM102BZ's at £16.10 (inc. VAT + P+D)

Total £

Please tick and fill in number of card

Barclaycard Access American Express Diners Club

Credit Card No.

Please allow 14 days for delivery. ✓

House of Instruments,
 Clifton Chambers, 62 High Street,
 Saffron Walden, Essex CB10 1EE,
 Telephone: (0799) 24922 Telex: 818750

hi!

House of Instruments Ltd.

hi! reliability hi! service hi! performance hi! competitive hi!

COMTECH ELECTRONICS

205 STURDEE ROAD, LEICESTER, LE2 9FY
 MAIL ORDER TEL. (0533) 779578

ALL DEVICES BRAND NEW, FULL SPEC. AND GUARANTEED.
 PLEASE ADD 30p P&P TO ALL ORDERS, THEN VAT TO TOTAL

**** COMPARE OUR PRICES **** EX STOCK BY RETURN ****

TRANSISTORS		BCY70		LINEAR ICs		BRIDGE RECTIFIERS	
BC107B	14p	BCY70	18p	555	16p	1 1/2 Amp.	
BC108C	14p	BCY71	18p	556	45p	W005	18p
BC109C	14p	BCY72	16p	741	14p	W01	20p
BC114	17p	BD131	40p	748C	40p	W02	22p
BC115	19p	BD132	46p	747C	60p	W04	25p
BC140	28p	BD135	37p	LF351	47p	W06	29p
BC141	29p	BD136	37p	LF353	62p	W08	33p
BC142	27p	BD139	36p	LF355	83p	6 Amp.	
BC143	27p	BD140	36p	LF357	90p	PW005	79p
BC169C	10p	BFY50	25p	LM301A	25p	PW01	84p
BC171	10p	BFY51/2	24p	LM324	40p	PW02	92p
BC172C	10p	MPSA05	22p	LM348	65p	PW04	98p
BC173C	10p	BPSA06	24p	LM358	50p	DIODES	
BC177	18p	MPSA12	28p	LM386	79p	AA119	10p
BC178	18p	MPSA13	29p	LM393	84p	OA47	10p
BC179	19p	MPSA55	24p	LM3900	48p	OA90/91	8p
BC182B	9p	MPSA56	25p	MC1458	38p	OA95	9p
BC183B	9p	2N2222	24p	MC3302	85p	OA200	8p
BC184B	9p	2N2222A	25p	SN76115	135p	OA202	9p
BC212B	9p	2N2904	24p	SN76660	115p	1S44	9p
BC213B	9p	2N2904A	25p	TDA2002	98p	1N916	5p
BC214B	9p	2N2905A	25p	TDA2030	220p	1N414B	3p
BC237	10p	2N2906	23p	REGULATORS		1N4001	4p
BC238	10p	2N2906A	24p	78L05	32p	1N4002	4p
BC239	10p	2N3053	24p	78L12	32p	1N4004	5p
BC307	12p	2N3055E	58p	78L15	32p	1N4006	6p
BC308B	12p	2N3441	140p	LM309K	130p	1N4007	7p
BC309	12p	2N3442	140p	LM317K	260p	1N5401	12p
BC327	12p	2N3702	10p	LEDS		1N5402	13p
BC328	12p	2N3704	10p	2" x .125"		1N5404	14p
BC337	12p	2N3706	10p	RED	9p	1B5406	16p
BC338	12p	2N3707	10p	GREEN	12p	1N5408	18p
BC546B	9p	2N3708	10p	YELLOW	14p	6A/100V	30p
BC547B	9p	2N3771	185p	Clips	3p	6A/200V	35p
BC548B	9p	2N3772	190p	SOCKETS		ZENERS	
BC549C	10p	2N3903	10p	8 pin	8p	500mW	
BC557B	9p	2N3904	10p	14 pin	9p	2V7 to 36V	
BC558B	9p	2N3906	10p	16 pin	10p	each	
BC559C	10p	2N4058	10p				

THE "INSTANT" PC BOARD



E-Z CIRCUIT... "quick, easy & reliable... the best way to make one or two-of-a-kind PC boards"! That's what "Doc" Savage (hobby editor, Radio Electronics magazine) says about E-Z CIRCUIT.

Why all the excitement?

Simple, E-Z CIRCUIT's exclusive 1 oz., pressure-sensitive copper tapes & patterns apply directly to the PC board, creating an actual current carrying circuit. Simply apply E-Z CIRCUIT's Copper Mounting Configurations to the board, solder your components into place, and you have a professional, production quality PC board... *instantly... without artwork, photography, screening or etching.*

There's no need to worry about mistakes either. With E-Z CIRCUIT's special two-phase adhesive, you can make corrections, modifications or improvements quickly & easily... without damaging the performance or appearance of your PC board.

For building, prototyping or repairing PC boards instantly, E-Z CIRCUIT truly is the *quick, easy, reliable way!*

Prove it to yourself, send for your FREE copy of the E-Z CIRCUIT Copper Products Printed Circuit Technical Manual & Catalog EZ-3001. See why "Doc" Savage & thousands of other users recommend E-Z CIRCUIT for instant PC boards.

Send for your FREE E-Z CIRCUIT Printed Circuit Copper Products Technical Manual & Catalog EZ-3001.



Engineering & Electronic Design Services Ltd.

Unit 7, Enterprise Centre, Childers Road, Limerick.
 (061) 49366

hi! competitive hi!

CALCULATOR SALES

CASIO

FX 702P.....	£71.95
FX 602P.....	£63.95
FX 2800P.....	£16.95
FA 2 INTERFACE.....	£19.95
FX 78.....	£17.95
FX 550.....	£15.95
FX 900 SOLAR.....	£17.95
700P.....	£71.95
PB 100.....	£63.95
FX 3600P.....	£20.95
FP 10 PRINTER.....	£39.95
FX 100.....	£14.95
FX 350.....	£14.95
FX 950 SOLAR.....	£19.95

TEXAS INSTRUMENTS

TI 35.....	£15.95
TI 55-11.....	£29.95
TI Programmer LCD Hex-decimal, Octal, Decimal.....	£44.95
TC 58C.....	£71.95
PC 100C Printer 58/59.....	£169.95
TI 44 Financial.....	£23.95
TI 57 LCD.....	£24.95
TI 59 Magnetic Card.....	£121.95
TI Library Modules.....	£35.95

SHARP

EL 5103 80 steps.....	£28.95
EL 506H.....	£15.95
PC 1211.....	£86.95
PC 1211 Printer interface.....	£71.95
EL 5100 80 steps.....	£54.95
EL 507.....	£23.95
PC 1500.....	£168.95
PC 1500 colour printer.....	£145.95

HEWLETT PACKARD

HP11C.....	£99.95
HP 15C.....	£109.95
HP 41C.....	£189.95
HP 12C.....	£119.95
HP 16C.....	£119.95
HP 41CV.....	£249.95

CASIO

Send see for catalogue

CALCULATOR SALES

FREEPOST (no stamp required U.K.)
P.O. Box 13 Redditch Worcestershire B98
0BR Telephone Redditch (0527) 43169

TELEQUIPMENT OSCILLOSCOPE type D83.....	£30
Dual Trace 50MHz, Delay Sweep.....	£90
TEKTRONIX OSCILLOSCOPE type T325A.....	£350
Dual Trace 35MHz Delay Sweep, AS NEW.....	£560
TELEQUIPMENT OSCILLOSCOPE type D67A.....	£30
Dual Trace 25MHz, Delay Sweep.....	£305
TELEQUIPMENT OSCILLOSCOPE type D65.....	£225
Dual Trace 15MHz.....	£225
TELEQUIPMENT OSCILLOSCOPE type D61A.....	£180
Dual Trace 10MHz.....	£250
TEKTRONIX OSCILLOSCOPE type 547 with 1A1, Dual Trace 50MHz, Dual TB.....	£250
TEKTRONIX STORAGE OSCILLOSCOPE type 564B.....	£225
BRUEL & KJOER Audio Frequency Spectrometer type 2112 with B&K 2305 Level Recorder.....	£275
B & K AUDIO Frequency Spectrometer type 2112.....	£160
B & K LEVEL RECORDER type 2305 with 5049 Potentiometer.....	£150
B & K BAND PASS FILTER SET type 1612.....	£75
B & K RANDOM NOISE GENERATOR type 1402.....	£75
B & K EXTENSION FILTER SET type 1620.....	£40
B & K ELECTRONIC VOLTMETER type 2409 2H2-200KHZ.....	£25
B & K AUTOMATIC VIBRATION EXCITER CONTROL type 1018.....	£40
B & K AUTOMATIC VIBRATION EXCITER CONTROL type 1019.....	£40
MARCONI FM/AM SIGNAL GENERATOR TP995A/2M 1.5-220MHz, AM/FM Mod.....	£180
MARCONI CIRCUIT MAGNIFICATION METER TP1245 with TP1246 OSCILLATOR 40Hz-50MHz.....	£250
MARCONI 1/4 UNIVERSAL BRIDGE TP1313.....	£195
MARCONI UNIVERSAL BRIDGE type TF868B.....	£95
MARCONI UNIVERSAL BRIDGES types TF868, TF868/1, TF868A.....	£90
MARCONI VACUUM TUBE VOLTMETER type TF1041B.....	£20
MARCONI VHF ALIGNMENT OSCILLOSCOPE type TF1104.....	£30
DECCA PAL COLOUR BAR GENERATOR type EP85A GB.....	£150
DECCA KORTING COLOUR TV SERVICE GENERATOR type B2515.....	£140
FERROGRAPH RECORDER TEST SET type RTS2.....	£225
LARGEAR PAL COLOUR BAR GENERATOR type CM6037/DB.....	£75
LARGEAR COLOURMATCH 625 PATTERN GENERATOR type CM6004-PG.....	£25
VIDEO CIRCUITS TUBE TESTER type V33.....	£30
RANK U.H.F. SIGNAL STRENGTH METER.....	£20

RANK E.H.T. METER 0-30KV DC.....	£30
METRIX WOBBULATOR type 210.....	£35
PHILIPS WOBBULATOR type GM2877S.....	£50
ADVANCE RF SIGNAL GENERATOR type 62 150KHZ-220MHz CW/Mod.....	£30
ADVANCE RF SIGNAL GENERATOR type SG28 150KHZ-220MHz CW/Mod.....	£50
ADVANCE WIDE RANGE LF OSCILLATOR type SG57A 1Hz-1MHz.....	£90
ADVANCE AUDIO SIGNAL GENERATOR type H1, 15Hz-50KHz Sine/Square.....	£25
ADVANCE LF OSCILLATOR type H1E 15Hz-50KHz Sine/Square.....	£45
ADVANCE RF SIGNAL GENERATOR type E2 100KHz-100MHz CW/Mod.....	£40
PYE SCALAMP ELECTROSTATIC VOLT-METER-10KV.....	£10
ERNST TURNER 6" ELECTROSTATIC VOLT-METER Model 32 0-2.5KV.....	£12
ERNST TURNER 6" ELECTROSTATIC VOLT-METER Model 32 0-5KV.....	£14
ERNST TURNER 6" ELECTROSTATIC VOLT-METER Model 32 0-10KV.....	£18
ERNST TURNER 6" ELECTROSTATIC VOLT-METER Model 32 0-20KV.....	£20
ADVANCE DIGITAL MULTIMETER type DMH2.....	£14
SOLARTRON DIGITAL VOLTMETER type LM1240.....	£25
TMK MULTIMETER Model 700, 20Kohm per Volt, Ranges to 10 Amps & 5KV.....	£18
AVO MULTIMETER Model 72, Compact.....	£12
LINSTEAD L.F. SIGNAL GENERATOR type G2 10Hz-100KHz, Sine/Square, Compact.....	£30
SOLARTRON DIGITAL VOLTMETER type LM1420.2.....	£20
ROBAND TRANSISTORISED SUPPLY Type T104, 0-30/0-30V 1A DC, Metered.....	£30
RACAL DIGITAL FREQUENCY METER type SA520.....	£10
TEKTRONIX TIME MARK GENERATOR type 180A.....	£50
AVO TRANSISTOR TESTER type TT169 with leads, As New (P&P £2).....	£20
ESP AUTOMATIC CAPACITANCE BRIDGE Model 300A, 1p/200mf, Auto ranging, 0.5% accuracy (P&P £4).....	£40
WAYNE KERR UNIVERSAL BRIDGE type B221.....	£70
TAYLOR VALVE TESTER Model 4502.....	£35
ROBAND TRANSISTORISED SUPPLY type T1060-100V 1A DC, metered.....	£30
RANK FLUTTER METER type 1740.....	£30
PYE SCALAMP ELECTROSTATIC VOLT-METER 0-40KV.....	£35

EQUIPMENT SOLD IN WORKING ORDER For further details contact DWAYNE STEWART. Please check availability before ordering. Carriage all units £7. VAT to be added to total of Goods & Carriage. S.A.E. for Lists.

STEWART OF READING

110 WYKEHAM ROAD, READING, BERKS. RG6 1PL

Tel: 0734 68041

Callers welcome 9 am-5.30 pm Monday to Saturday Inclusive

LB ELECTRONICS

DISC DRIVE BONANZA

PERTEC FD650 DSDD 8"£199 + VAT
PERTEC FD200 5 1/4" SSDD ..£100 + VAT

The above drives are suitable for the BBC Micro, we can supply full documentation if requested with purchase of the drives only. Also available is a word processing package which is a tape to disc program (i.e. will not run without destroyers).

Offered with Full documentation at **£9.80** p&p 50p.

BRAND NEW AND BOXED PLUS DATA P&P AT COST

5 1/2 in Slimline for APPLE.....£2.25 + VAT
Controller Card for above.....£48.00 + VAT
ASC11 coded query Keyboard manufactured by Alpacenc (Woking, UK). Model 60K brand new plus data.....£19.95 p&p £1.50
SELLOUT used (Gar replacement by us) 2716 (5v) 1.50 each p&p 30p.
12 for £15 p&p 75p
25 WAY 'D' Types, plugs £1.85, sockets £1.85 (solder tail) p&p 30p.
Telephone for bulk prices.

CASE model 430 Data modem, no information£30 each p&p £3.50

INTERSCAN ACOUSTIC COUPLER

10" x 4" x 5" WITH ELECTRONICS, SOUND TIGHT UNIT, FOR STANDARD GPO HAND SET.
NO DATA - £10.00 (INC VAT) P&P £1.75


LB ELECTRONICS

11 HERCIES ROAD,
HILLINGDON,
MIDDLESEX UB10 9LS,
ENGLAND

TEL: UXBRIDGE 55399



CENTRONICS 306



Superb professional quality fast compact line-printer 80 columns 120 char/sec. Parallel I/F. Beautiful quality at a silly price. Vertical format unit. To include copy of operations manual. ONLY £149.00 Carriage (England) £17.50. Tech manual (230 pages) £10.00.

DISC DRIVE

Memorex 550 8" Floppy drive, mounted in case with power supply and fan. Room for second drive. **Only £225 + £7.50**

SHUGART 801 8" Floppy - 2 only at **£250 + £7.50**

DRE 4000A (258-9901) Hard disc - 1 only **£300.**

BASF 6172 24 Megabyte Winchester with PSU **£700**

69 Key keyboard 5 volt CMOS - believed ASCII but no data hence **£20**

Multi Rail PSU 5 volt at 4 amp, 12 volt at 2.5A, 12 volt at 350mA **only £17.50 + £1.80**

5 V, 5 amp Regulator module **£2.50 + 50p.**

Data dynamic RO390 printers 110 Baud ASCII RS232 - 20mA **£75**

MAWSON ASSOCIATES

124 Lennard Rd, Beckenham, Kent BR3 1QP

01-778 3600

Callers welcome by appointment and all 2nd hand goods sold as seen working but unguaranteed

WE ALSO BUY SELECTED COMPUTERS AND COMPUTER PERIPHERALS

C.M.O.S.

4000	10p
4001	10p
4002	10p
4006	40p
4007	12p
4008	10p
4009	22p
4010	22p
4011	10p
4012	10p
4013	18p
4014	40p
4015	35p
4016	18p
4017	30p
4018	40p
4019	22p
4020	40p
4021	35p
4022	35p
4023	12p
4024	30p
4025	12p

Rocar Electronics

58 Edgeworth, Heron Garden, Yate, Avon
MALE ORDER ONLY

Please add 50p P&P and 15% VAT

4027	18p	4048	35p	4081	12p
4028	35p	4049	20p	4082	12p
4029	40p	4050	20p		
4030	14p	4051	40p		
4035	50p	4052	45p		
4037	£1.00	4060	40p		
4040	35p	4066	20p		
4041	35p	4068	12p		
4042	35p	4069	12p		
4043	40p	4070	12p		
4044	40p	4071	12p		
4045	85p	4072	12p		
4046	40p	4073	12p		
4047	35p	4075	12p		
		4076	40p		
		4077	12p		
		4078	12p		

Voltage Regulators

7805	5V 1 amp	T0220	30p
7812	12V 1 amp	T0220	30p
7815	15V 1 amp	T0220	30p

I.C. Sockets

8 pin - 8p	18 pin - 10p	24 pin - 15p
14 pin - 7p	20 pin - 12p	28 pin - 20p
16 pin - 7p	40 pin - 20p	

L.E.D.s

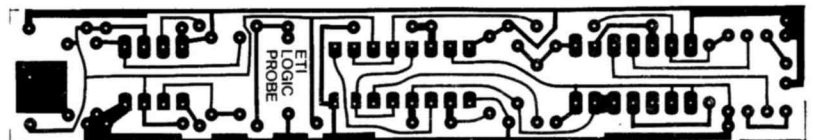
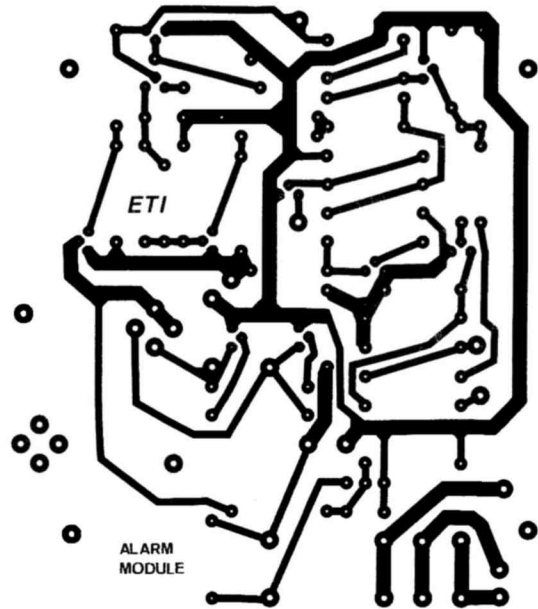
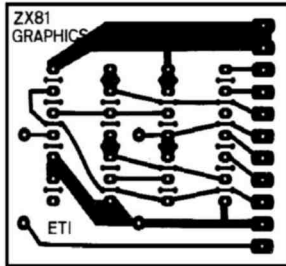
3mm	5mm	
Red	8p	8p
Yellow	8p	8p
Green	8p	8p

SCRS	
C106D	40p
C116D	60p

Triacs	
TIC 206D	50p
TIC 225D	60p
TIC 226D	80p
TIC 236D	90p
TIC 246D	£1.50

All devices full spec Brand new and guaranteed

PCB FOIL PATTERNS



TECHNICAL TRAINING IN ELECTRONICS, TELEVISION AND AUDIO

IN YOUR OWN HOME - AT YOUR PACE

ICS can provide the technical knowledge that is so essential to your success, knowledge that will enable you to take advantage of the many opportunities open to the trained man. You study in your own home, in your own time and at your own pace and if you are studying for an examination ICS guarantee coaching until you are successful.

City & Guilds Certificates

**Radio Amateurs
Basic Electronic Engineering (Joint C&G/ICS)**

Certificate Courses

**TV and Audio Servicing
Radio & Amplifier Construction
Electronic Engineering* and Maintenance
Computer Engineering* and Programming
Microprocessor Engineering*
TV, Radio and Audio Engineering
Electrical Engineering* Installation
and Contracting** *Quality for IET Associate Membership



Approved by CACC



Member of ABCC

POST OR PHONE TODAY FOR FREE BOOKLET

Please send me your FREE School of Electronics Prospectus.

Subject of Interest _____

Name _____

Address _____



Po sto Dept E262
ICS School of Electronics
160 Stewarts Road,



01-622 9911

500 000 000

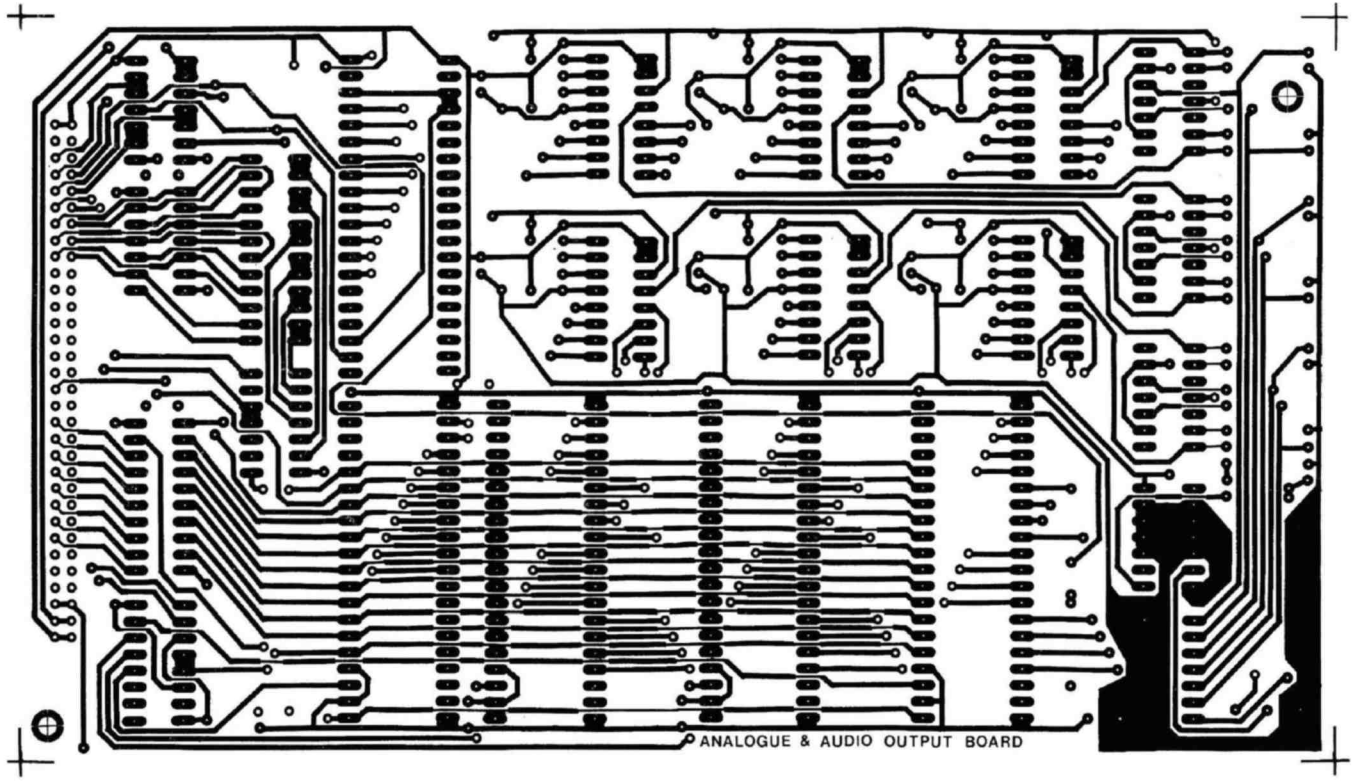
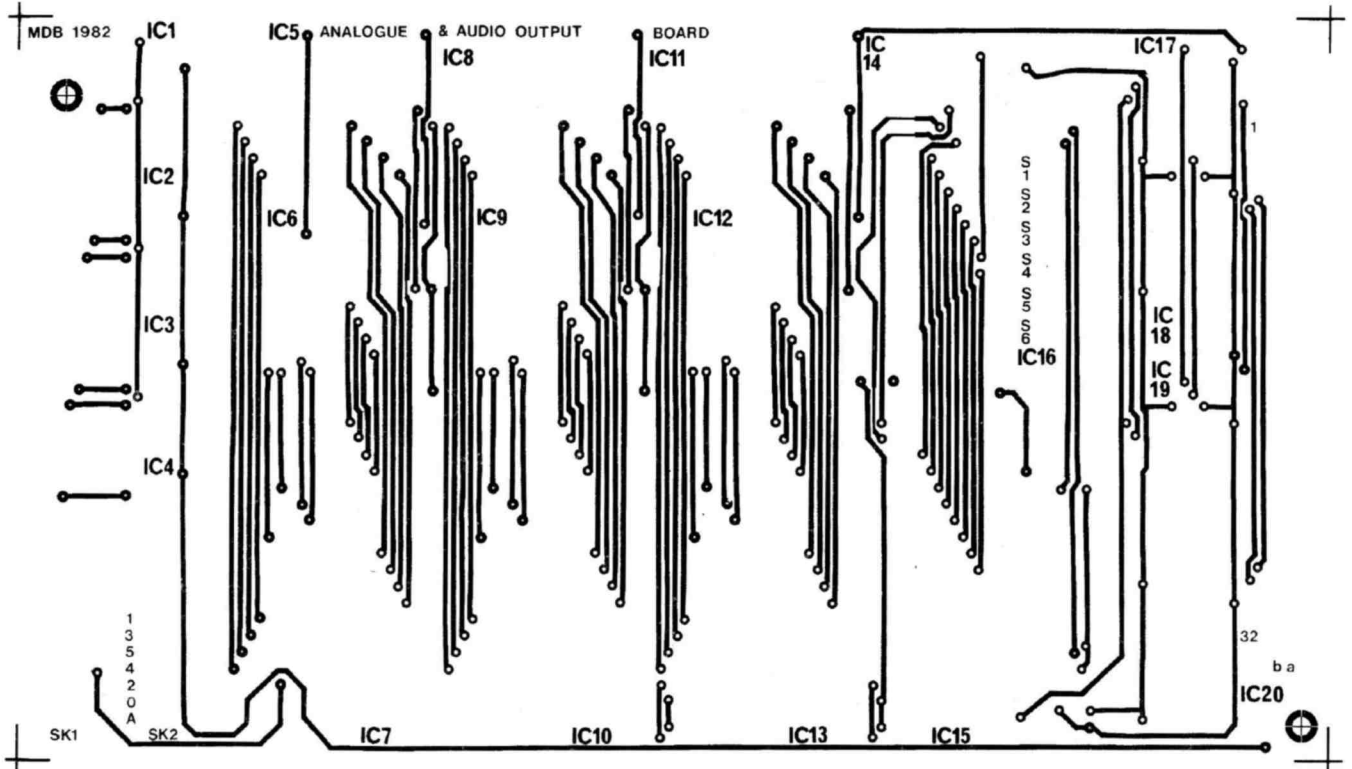
IN STOCK

**WASHERS SPRING CLIPS CLAMPS
SOLDER TAGS SOLID STATE INSULATORS
and many other pressed parts**

**ELECTROMECH SALES LTD.
MELDRETH RD., SHEPRETH, ROYSTON,
HERTS. S68 6PS
TEL: 0763 61372**

Ambit Int	28 29	ICS	86
Audio Elec.	53	ILLP	71,74
Bi-Pak	60 61	Input Design	77
BK Elec.	10 75	Kelan	56
Black Star	77	L & B Elec.	75
BNRS	72	L B Elec.	85
Bradley Marsha	32	LEM Serv	77
C S	85	Magenta Elec.	75
Cartwright Elec.	85	Maplin	0BC
Clef Products	72	Marco Trading	82
Comtech Elec.	84	Mawson Assoc	85
Cocklewood E.	8 9	Mentech	16,47
Crimson Elec.	54	Midwich Comp	34
Crofton Elec.	74	Pantech	14
Dataman Desig.	27	Parndon Elec.	77
Display Elec.	35	Powertran	2,91
Electromech	86	Rapid Elec.	6
Elec & Comput	78	Redditch Elec.	82
Electronize & Design	62	Relay a Quip	75
Electrovalue	21	Riscomp	20
Emos	84	RIVC	14
Enfield Elec.	77	Stewarts Read	85
Europa Elec.	56	Sinclair	10,41
G S C	33	Sparkrite	45
Greenbank	82	Technomatic	66,67
Greenwell	53	TK Elec.	12
Happy Memor e	74	Watford Elec.	4,5
Hart Elec.	84	Wilmslow	82
House of Insi	54		

PCB FOIL PATTERNS



ELECTROMART

LOOKING FOR COMPONENTS!
HARDWARE!
CASES! TRY YOUR LOCAL
LISTED STOCKIST

AVON

ANNLEY ELECTRO
190 Bedminster Down Road
Bedminster Down, Bristol 1
Tel: 0272 832622
Open Mon-Sat 9am - 6.30pm
Wed 11am-2pm

BEDFORDSHIRE

BROADWAY ELECTRONICS
1 The Broadway, Bedford,
Tel: 0234 2136311
Open: 6 days 9-5.30 1/2 day Thur.
Lunch 1.30 - 2.30
Specialists in components
and Acorn computers.

DORSET

D.J. ELECTRONICS
64 Ensbury Park Road,
Bournemouth
Tel: (0202) 515073
Open Mon - Sat 9am - 6pm

HERTFORDSHIRE

GODDARDS COMPONENTS
110 • Lordon Road, St. Albans.
Tel: St. Albans 64162
Open, Mon-Sat 9.30am-5.30pm
(1/2 day Thur)

LANCASHIRE

ETESON ELECTRONICS
158 Lower Green
Poulton-le-Fylde, Blackpool
Tel: (0253) 885107
Open: 9.30am-12.30. 1.30-5.30. Closed Wed &
Sun. Electronic Component Specialists

MERSEYSIDE

MYCA ELECTRONICS
2 VICTORIA PL; SEACOMBE FERRY,
WALLASEY, L44 6NR,
Tel: 051838 8847
Open Mon-Sat 10am-5.30pm
Mail Order price list 50p refundable

PROGRESSIVE RADIO
93 Dale Street. Tel 051 236 0982 47
Whitechapel Tel 051 2365489
Liverpool 2
THE ELECTRONICS SPECIALISTS
Open: Tues-Sat 9.30-5.30

W. MIDLANDS/WARCS

Coventry St Kladderminster
Components, computers, car radios, C.B.s,
Amateur Radio
and all electronic hobby equipment
Open: Mon-Sat 9-6, Sun 10-2
Tel: 0562 2179

NORTHAMPTONSHIRE

- * A new company selling electronic components
- * Mail order and walk round supermarket
- * Vast stocks and very competitive prices

High March, Daventry NN11 4HQ
Telephone 03272 5523 Telex 311245
Off A45 opposite John O' Gaunt

FOR YOUR BUSINESS TO
BE INCLUDED, CALL
ELECTROMART ON
01-437-1002

STAFFORDSHIRE

ELECTRONICS SUPPLIES
105 HIGH STREET
WOOLSTANTON
NEWCASTLE
Tel: 0782 636904
Open Mon-Wed 9-6, Thurs 9-12 & 5-7,
Fri & Sat 9-9, Sun 11-2

S. WALES

**STEVE'S ELECTRONIC
SUPPLY CO. LTD.**
45 Castle Arcade, Cardiff
TEL: 0222 41905
Open: Mon-Sat 9-5.30
For components to computers

WARWICKSHIRE

**Horizon
Electronics**
Charlotte St, Rugby. Tel: Rugby 78138
Open 5 Days 10-6 (closed Wed)
Wide range of components and R.S. stockists
1983 Mail Order Catalogue 75p

YORKSHIRE

ACE MAILTRONIX LTD.
3A COMMERCIAL STREET
Batley. Tel: (0924) 441129
Open: Mon-Fri 9am-5.30pm. (Sat 1pm)
Retail and Wholesale

Please include my business details in the next available issue of ELECTRONICS TODAY INTERNATIONAL:

BUSINESS NAME

ADDRESS.....

.....

.....

.....

TEL NO

OPENING HOURS.....

RETAIL WHOLESALE MAIL ORDER (Please tick)

CONTACT: (FOR OFFICE USE ONLY)

BARCLAYCARD
VISA

CLASSIFIED

THE PATH TO
SUCCESSFUL SALES!

01-437 1002
Ext 213

ADVERTISEMENT RATES

Semi-Display (min 2 cms)

1-3 insertions £10.00 per cm

4-11 insertions £9.00 per cm

12+ insertions £8.00 per cm

Lineage 35p per word (min 15 words)

Box Nos. £2.50

Closing date 1st Friday in the month preceding publication date.

All advertisements in this section must be prepaid. Advertisements are accepted subject to the terms and conditions printed on the advertisement rate card (available on request)

Send your requirements and cheque / P.O. to:

E.T.I. CLASSIFIED ADVERTISING,
145 CHARING CROSS RD, LONDON
WC2H 0EE

DIGITAL WATCH REPLACEMENT parts batteries, displays, backlights etc. Also reports publications, charts. S.a.e. for full list Profords Conersdrive, Holmergreen, Bucks, HP15 6SGD

BLEEPER Electronic Seat Belt Reminder, Flashers, full kit of parts, easy fitting, £6.95, c.w.o. Micro-Tech Industries, Brighouse, HD6 1PD.

051-228 3483
INTRUDER ALARMS LTD
WHOLESALE SUPPLIES
MAIL ORDER DEPT

A1

Dummy Boxes.....£6.00	CONTROL PANELS
Bell 6".....£4.50	Battery T/E/E.....£20.00
SIRENS	F.S.N. 20/40.....£36.00
Minimite.....£4.50	CONTACTS
Electronic.....£7.50	Aluminium.....£1.85
Cable (4 core).....£7.00	Surface.....£0.75
PRESSURE MATS	Flush.....£0.85
Stair.....£0.85	Quickfits.....£0.75
Standard.....£1.50	BEAMS
	Infra Red.....£31.50
	Ultrasonic comp.....£38.00
	Rec Battery.....£8.95

Discount on quantity — Please add 15% VAT

**FOR ORDERS LESS THAN £30 P&P £2.00
OVER £30 P&P FREE**

A1 ALARMS LTD
86 Derby Lane, Old Swan, Liverpool 13

BUMPER BOX OF BITS

WOW!!! We've got so many components in stock, we can't possibly list them all! — So buy a box, in it you'll find resistors, capacitors, displays, switches, panels with transistors, diodes, IC's etc, coils, pots . . . and so on. All modern parts — guaranteed at least 1000 items, minimum weight 10lbs. ONLY £8.50 inc.

ELECTRONICS WORLD
1e Dews Road, Salisbury, Wilts SP2 7SN

BURGLAR Alarm Equipment. Please visit our 2,000 sq.ft showrooms or write or phone for your free catalogue. C.W.A.S. Ltd, 100 Rooley Avenue, Bradford BD6 1DB. Telephone 0274 308920.

ATTENTION ELECTRONIC ORGAN KIT BUILDERS

Shop soiled 60 note plastic keys £17.25
30 note all timber pedal boards £86.25
Few only! Mini consoles oak or mahogany £195 ex works including V.A.T.

George Sixsmith organ builders,
Hillside Organ Works, Carrhill Rd.,
Mossley, Nr. Ashton-u-Lyne, Lancs.
Tel: Mossley 3009

AERIAL AMPLIFIERS Improve weak television reception. Price £6.70, S.A.E. for leaflets. Electronic Mailorder, Ramsbottom, Lancashire BL0 9AGH.

DESIGN - ARTWORKS - PRODUCTION PROBLEMS? For electronic design / hardware / software. P.C.B. artworks/assembly test. We offer a complete service at very competitive rates. For details contact: Colin Holloway, c/o Atom Computer Services Ltd, 11 Sleighburn Avenue, Silverdale Nottingham. Tel 0602 817471.

CLOSING DOWN SALE
V. BANSAL
14 Davigdor Road, Hove, E. Sussex. Tel: (0273) 732419
All components are new. Minimum order £20.00.
Free postage. No V.A.T.

C-Mos			
4012.....10p	4017.....30p	4018.....25p	
4022.....40p	4023.....10p	4024.....20p	
4025.....10p	4049.....20p	4071.....12p	
4075.....40p	4081.....10p	4518.....35p	
4520.....45p	4528.....40p	4557.....22p	
NE567.....41p			
TTL			
7400.....8p	7404.....13p	74161J.....14p	
7485.....46p			

BIG BARGAIN BOX

Our Big Bargain Box contains over a thousand components — resistors, capacitors, pots, switches, diodes, transistors, panels, bits and pieces, odds and ends. All useful stuff — would cost many times the price we are asking if bought separately. Approx. weight 4lbs.

ONLY £5.00 inc. post — you're bound to come back for another!

ESP
147A FOUNDRY LANE, SOUTHAMPTON SO1 3LS
Lots of surplus bargains on our latest list — send an SAE for your copy now.

PRINTED CIRCUITS. Make your own simply, cheaply and quickly! Golden Fotolac light-sensitive lacquer — now greatly improved and very much faster. Aerosol cans with full instructions, £2.25. Developer 35p. Ferric Chloride 55p. Clear acetate sheet for master 14p. Copper-clad fibreglass board, approx. 1mm thick £1.75 sq. ft. Post/packing 75p. White House Electronics, Castle Drive, Praa Sands, Penzance, Cornwall.



A really compact high performance CCTV camera for only £130.00 plus VAT plus P/P, Total £152.95. Size 3"x3"x9". 240v operation. 1v p-p output. Lens extra.

CROFTON ELECTRONICS LIMITED
35 GROSVENOR ROAD, TWICKENHAM, MIDDLESEX TW1 4AD
Telephone 01-891 1923/01-891 1513
Telex 295093 CROFTN G

CIRCUIT DESIGN, Prototype construction, analogue or Digital, Single Circuits or Complete Instruments/Systems. Write A. J. ATTWOOD, C.Eng., MIERE, Heathercote, Heatherton Park, Taunton, Somerset, TA4 1ET, or Phone Bradford-on-Tone (082-346) 536.

CENTURION ALARMS

We manufacture, you save £££'s
Send s.a.e. or phone for our Free list of professional D.I.Y. Burglar Alarm Equipment and accessories.
Discount up to 20% off list prices, e.g. Control Equipment from £15.98, Decoy Bell Boxes from £5.95 inc.

TRADE ENQUIRIES WELCOME
0484-21000
or **0484 35527** (24 hr. ans.)
CENTURION ALARMS(ETI)
265 Wakefield Road, Huddersfield HD5 9BE, W. Yorkshire
Access & Visa Orders Welcomed

CABINET FITTINGS

Fretcloths Coverings, Handles, Castors, Flight Case Locks & Parts, Jacks, XLRs, Bulgins, Reverb Trays, P & N mic Stands, ASS Glassfibre Horns, CELESTION POWER Speakers

ADAM HALL SUPPLIES LTD.

Send 30p cheque PO for illustrated catalogue Adam Hall (ET Supplies), Unit B, Carlton Court, Grainger Road, Southend-on-Sea.

SHEETMETAL FOLDERS 18" x 18G. Steet, 16G. Aluminium, bench or vice held. Hobby or light industrial use. £38. 01-890 7838 day/evenings.

CONVERT ANY TV into Large Screen Oscilloscope (by external unit). Costs approx. £12 to build. Circuit and plans £3 or SAE details. J. Bobker, 29 Chadderton Drive, Unsworth, Bury, Lancs.

BOUND SETS E.T.I. Complete years 1974, 1980, also some 1973-1981. Offers. Wilmslow, 0625 533380.

U.V. LIGHT EXPOSER UNIT for use in prep. of photo-resist P.C.B.'s. Attractive wooden construction with exposur area of 250 x 150mm. Case 350 x 250 x 95mm. 240V operation. Only £37.00 inc. p&p. Send cheque to V.E.P. Ltd., 116 Byron Way, Northolt, Middlesex or ring 01-845 5018.

COPPER CLAD Double Sided Fibreglass, 12" x 8". 10 sheets £6. 5 sheets £4. Davron, Box No. E.T.I.202, Asp Ltd., 145 Charing Cross Road, London WC2.

GOVERNMENT SURPLUS components and equipment, send s.a.e. for list: AFR Electronics, School Lane, Moulton, Northampton.

WANTED: ELECTRONIC COMPONENTS and Test Equipment. Factories cleared. Good prices given. Q Services, 29 Lawford Crescent, Yateley, Camberley, Surrey. 0252 871048.

SPECTRUM GAMES SALE. Venture (7 games in 1), was £6. 3 compulsive games, was £5. The lot on one cassette for just £6. Bobker, 29 Chadderton Drive, Unsworth, Bury, Lancs.

SLIDE TAPE SYNCHRONISER

Synchronise slides with music and/or commentary with our PLL slide tape synchroniser kit. Any cassette/tape recorder or deck can be used, together with any projector with remote control or synchroniser socket. Units can be ganged together for multi-projector use and could be used in any project that requires tone generation/detection (remote control devices, tape based programmable controller/sequencer etc. etc.) - full details supplied.

Basic kit £12.95 (includes PCB, relay, electronic components and detailed instructions).

Complete kit £19.95 (as basic kit plus case and all switches, leads, plugs and connectors required). All prices include p&p.

UNITECH (Midlands)
Dept ET3 FREEPOST, Sutton Coldfield, West Midlands B74 2BR (no stamp required)

A LASER FOR £120. Complete in cabinet with power supply. Send 50p for details, plus information regarding other Lasers, Holograms, available new and ex-exhibit. DHS Developments, Wellington Court, 11 Alma Square, Scarborough.

Save money on drawer sets with the **BITSABOX**



12 drawer white cardboard bench set for your bits and pieces. Drawer size 140 x 50 x 37mm.

ONLY £2.20 + 90p P&P

Cheques/PO to: DMW Boxes, 81 Somerset Road London E17, Prop. R. E. Davidson. PERSONAL CALLERS & TRADE ENQUIRIES WELCOME

DON'T MISS THE APRIL EDITION OF

ETI

ON SALE FRIDAY THE 4th OF MARCH

FOR ALL YOUR CLASSIFIED REQUIREMENTS RING 01-437 1002

FOR IMMEDIATE PLACEMENT OF ORDER PLEASE QUOTE ACCESS OR BARCLAYCARD

USE ELECTRONICS TODAY INTERNATIONAL'S CLASSIFIED
(35p per word, minimum 15 words. Box Nos. £2.50 extra or £10.00 per single column centimetre - all prepaid).

Just write the details on the form below and send it with your cheque, made payable to A.S.P. Ltd, to Electronics Today International Classified, 145 Charing Cross Road, London WC2 0EE

1.	2.	3.	4.	5.
6.	7.	8.	9.	10.
11.	12.	13.	14.	15.

Please place my ad in the next available issue of E.T.I.:

Name

Address

Tel. No.

I enclose my cheque/P.O. for the value of £

Get moving with these new developments in UK Robotics

- advanced electrohydraulic designs for education, industry and now available to the home constructor.

Hebot II is a turtle-type robot which takes programming out of the two dimensional world of the VDU into the real three dimensional world. Given a DC supply of 9-15V it can perform a bewildering number of moves under computer control — forwards, backwards, left and right — with each wheel independently controlled. It has blinking eyes, bleeps with a choice of two tones and has a solenoid operated pen to chart its progress. Touch sensors coupled to its shell return data, about its environment, to the computer for it to calculate evasive or exploratory action. Hebot II connects directly to an I/O port or alternatively with the universal interface board to the expansion bus of a ZX81 or other computer.



HEBOTT II

Up to the nano-second hard, firm and software developments embodied in a complete system. Mega Hertz 16 bit CPU; 64K upwardly compatible DRAM; separate 16K video DRAM and 24K TI Power Basic with overwrite. Supports up to four Disc drives of mixed type with 16 serial I/O ports. Programmable Baud rate and comprehensive E Bus interface designed to support real world applications.

Very high resolution graphics gives 3D simulation in 16 colours on 36 prioritised planes of user definable characters. Software FORTH coming includes this trendy language along with NOS C/PM.

Hardware components available separately with details in Nov, Dec, and Jan issues of ETI. Software features include; Real time clock, full renumber command, buffered I/O to free machine whilst

Robotic experience is becoming as essential a subject as computing. MICROGRASP provides the lowest cost means of acquiring that experience but despite its ultra low price the robot has considerable versatility. There are 5 axes each using a servo motor and there is feedback from each of the arm movements. Control is by any computer with an expansion bus — the ZX81 being particularly suitable. Servicing is achieved with hardware on the interface board to keep programming simple and the robot is operated under BASIC commands with no computer specific software required. The interface board is memory mapped using only 64 bytes at any of 1024 switch selectable locations.

MICROGRASP robot kit with power supply £125.00
 Universal computer interface board kit £48.50
 23 way edge connector £2.50
 ZX81 peripheral/RAM Pack splitter board £3.00



MICROGRASP, INTERFACE BOARD AND ZX81

printing, call to machine code routines, hexadecimal support and user-friendly textual error trapping messages.

If computers interest you then the Cortex will expand your understanding infinitely more than off the shelf machines. Use it in business, education, research or just play with the incredible graphics capability. At Powertran we are using these machines in conventional roles, in product control and R & D. We shall coordinate the Cortex user group and distribute software for the TMS 9995 CPU. Complete 16 bit 64K computer kit £295.00 + VAT. Complete 16 bit 64K computer ready built £395.00 + VAT.



Top of the range is the Genesis P102 which has dual speed control, continuous servo operation and double acting cylinders for increased torque on the wrist and arm rotation motions. The microprocessor based control system has additional memory, position interrogation via the RS232C interface increasing the versatility of computer control and inputs are provided for machine tool interfacing.

Genesis system READY BUILT £1950.00
 Powertran CORTEX 16 bit 64K computer Kit £295.00, READY BUILT £395.00
 (Electronics Today International December issue on CORTEX)

Example prices and specifications

Genesis S101
 Base: 19.5" x 11" x 7.5"
 Lifting capacity 1500gm
 Arm lift: 6.6"
 Weight: 29Kg
 4 axis model in kit form £390
 5 axis model in kit form £445
 5 axis model Ready Built £790


Genesis P101
 Base: 19.5" x 11" x 7.5"
 Lifting capacity: 2000gm
 Arm lengths between axes: 14.0"
 Weight: 34Kg
 4 axis model in kit form £495
 6 axis model in kit form £595
 6 axis model Ready Built £950

Complete Systems as shown in Photograph above


Genesis S101
 4 axis system in kit form £635.50
 5 axis system in kit form £695.00
 5 axis system Ready Built £1355

Genesis P101
 4 axis system in kit form £742.00
 6 axis system in kit form £852.00
 6 axis system Ready Built £1525


All prices exclusive of VAT



GENESIS P102 PROCESSOR BOX, HAND HELD CONTROLLER AND CORTEX COMPUTER



GENESIS S101 AND GENESIS P101 WITH PROCESSOR BOXES AND HAND-HELD CONTROLLERS



POWERTRAN

WORLD LEADERS IN ELECTRONIC KIT DESIGN AND SUPPLY

(CYBERNETIC DIVISION)
 PORTWAY INDUSTRIAL ESTATE
 ANDOVER HANTS SP10 3NM
 Phone Enquiries (0264) 64455

SPEECH SYNTHESISER FOR ZX81 and VIC20

THE MAPLIN TALK-BACK

Now your computer can talk!

- ★ Allophone (extended phoneme) system gives unlimited vocabulary.
- ★ Can be used with unexpanded VIC20 or ZX81 - does not require large areas of memory.
- ★ In VIC20 version, speech output is direct to TV speaker with no additional amplification needed.
- ★ Allows speech to be easily included in programs. Complete kit only £24.95.


Order As LK00A (VIC20 Talk-Back)

LK01B (ZX81 Talk-Back)

Full construction details in Maplin Projects Book 6
Price 70p. Order As XA06G (Maplin Mag Vol. 2 No. 6)



KEYBOARD WITH ELECTRONICS FOR ZX81



- ★ Full size, full travel keyboard that's simple to add to your ZX81 (no soldering in ZX81).
 - ★ Complete with electronics to make "Shift Lock", "Function" and "Graphics 2" single key selections.
 - ★ Powered (with adaptor supplied) from ZX81's own standard power supply.
- Full details in Project Book 3 (XA03D) Price 60p.
Complete kit (excl. case) £19.95. Order As LW72P.
Case £4.95. Order As XG17T.
Ready built-in case £29.95. Order As XG22Y.

OTHER KITS FOR ZX81

- 3-Channel Sounds Generator (Details in Book 5). Order As LW96E. Price £10.95.
- ZX81 Sound On Your TV Set (Details in Book 6). Order As LK02C. Price £19.95.
- ZX81 I/O Port gives two bi-directional 8-bit ports (Details in Book 4). Order As LW76H. Price £9.25.
- ZX81 Extentboard will accept 16K RAM and 3 other plug-in modules. Order As GB08J. Price £2.32.
- Edge Connectors (4 needed). Order As RK35Q. Price £2.39.

HOME SECURITY SYSTEM

Six independent channels - 2 or 4 wire operation. External horn. High degree of protection and long term reliability. Full details in Projects Book 2. (XA02C) Price 60p



MATINEE ORGAN

Easy-to-build, superb specification. Comparable with organs selling for up to £1000. Full construction details in our book (XH55K). Price £2.50. Complete kits available. Electronics (XY91Y) £299.95* Cabinet (XY93B) £99.50*. Democassette (XX43W) £1.99.



* Carriage extra

25W STEREO MOSFET AMPLIFIER



- ★ Over 26W/channel into 8Ω at 1kHz both channels driven
- ★ Frequency response 20Hz to 40kHz ±1dB.
- ★ Low distortion, low noise and high reliability power MOSFET output stage.
- ★ Extremely easy to build. Almost everything fits on main pcb, cutting interwiring to just 7 wires (plus toroidal transformer and mains lead terminations).
- ★ Complete kit contains everything you need including pre-drilled and printed chassis and wooden cabinet. Full details in Projects Book 3. Price 60p (XA03D). Complete kit only £49.95 incl. VAT and carriage (LW71N).

BUY IT WITH MAPCARD

Send now for an application form - then buy it with MAPCARD. MAPCARD gives you real spending power - up to 24 times your monthly payments, instantly.



MAPLIN'S FANTASTIC PROJECTS

- Full details in our project books. Issues 1 to 5: 60p each. Issue 6: 70p.
- In **Book 1 (XA01B)** 120W rms MOSFET Combo-Amplifier ● Universal Timer with 18 program times and 4 outputs ● Temperature Gauge ● Six Vero Projects.
 - In **Book 2 (XA02C)** Home Security System ● Train Controller for 14 trains on one circuit ● Stopwatch with multiple modes ● Miles-per-Gallon Meter.
 - In **Book 3 (XA03D)** ZX81 Keyboard with electronics ● Stereo 25W MOSFET Amplifier ● Doppler Radar Intruder Detector ● Remote Control for Train Controller.
 - In **Book 4 (XA04E)** Telephone Exchange for 16 extensions ● Frequency Counter 10Hz to 600MHz ● Ultrasonic Intruder Detector ● I/O Port for ZX81 ● Car Burglar Alarm ● Remote Control for 25W Stereo Amp.
 - In **Book 5 (XA05F)** Modem to European standard ● 100W 240V AC Inverter ● Sounds Generator for ZX81 ● Central Heating Controller ● Panic Button for Home Security System ● Model Train Projects ● Timer for External Sounder
 - In **Book 6 (XA06G)*** Speech Synthesiser for ZX81 & VIC20 ● Module to Bridge two of our MOSFET Amps to make a 350W Amp ● ZX81 Sound on your TV ● ZX81 Interface for Modem ● Scratch Filter ● Doorbell for Deaf ● Simple FM Tuner* ● Damp Meter*.

* Projects for Book 6 were in an advanced state at the time of writing, but contents may change prior to publication (due 11th February 1983).

MAPLIN'S NEW 1983 CATALOGUE

Over 390 pages packed with data and pictures and all completely revised and including over 1000 new items. On sale in all branches of WHSMITH



Post this coupon now!

Please send me a copy of your 1983 catalogue. I enclose £1.50 (inc p&p). If I am not completely satisfied I may return the catalogue to you and have my money refunded. If you live outside the U.K. send £1.90 or 10 International Reply Coupons.

Name _____

Address _____

MAPLIN

MAPLIN ELECTRONIC SUPPLIES LTD

P.O. Box 3, Rayleigh, Essex SS6 8LR

Telephone: Sales (0702) 552911 General (0702) 554155

Shops at

Note: Shops closed Mondays

159 King St., Hammersmith, London W6 Telephone: 01 748 0926

284 London Rd., Westcliff on Sea, Essex Telephone: (0702) 554000

Lynton Square, Perry Barr, Birmingham Telephone: (021) 356 7292