

WITH FREE GIFT BOOK, "WIRELESS TROUBLES"

THE "H.T.-LESS" VALVE MYSTERY

# Amateur Wireless

And Electrics

Vol. IV. No. 103.

SATURDAY, MAY 24, 1924

Price 3d

## PRINCIPAL CONTENTS

A HORNLESS LOUD-  
SPEAKER

CAMERA CASE CRYSTAL  
SET

THE VALUE OF  
SWITCHING

AERIALS FOR PORTABLE  
SETS

MATTING YOUR  
EBONITE

A<sup>7</sup> PORTABLE VALVE  
SET

CRYSTAL USER'S EX-  
PERIMENTAL PANEL

POWER THROUGH THE  
ETHER

EXPERT REPLIES TO  
READERS' QUESTIONS

WELL ILLUSTRATED

*Registered at G.P.O. as a Newspaper.*



A copy of this free gift is enclosed in this issue. Kindly accept it with our compliments. Some of your friends would like to know about this!



# FALLON'S VARIOMETER

Originally sold at 15/- Now sold at only 10/-

YOU BENEFIT BY THE ENORMOUS DEMAND FOR FALLON PRODUCTS.

On this line alone you are saved 33 1/3%.

Quality exactly as fine as before.

The finest Variometer on the market at ANY price. Inside winding. Suitable for broadcast reception on any P.M.G. Aerial, extraordinarily close coupling, ensuring large tuning range. On a 30 ft. indoor aerial the max. wave-length exceeds 20 metres and the min. on a 100 ft. aerial is below 350 metres. The max. on a full size outdoor aerial is 700 metres and the min on a 30 ft. is 200 metres. Inductance, the highest possible—9.5 to 1. Metal feet can be adjusted to four different positions. Reduced Price Now 10/-.

For particulars of our NEW A II Condenser we refer you to our advertisement in Free Booklet "Wireless Troubles and How to Remedy Them," given away with this issue of "Amateur Wireless."

For those who prefer it, we still supply our well-known A II model, which is exactly the same (prices also) as the NEW A II, except that instead of having aluminium ends it has composition ends, and is supplied with our special feature, the Aluminium Screening Disc, which Disc is also supplied with the NEW A II model.



ONLY  
**10/-**

**STOCKISTS EVERYWHERE**—too numerous to mention in this space. Our motto is "Quality First," and every article carries our money-back guarantee. Insist upon your local dealer supplying you with FALLON products. If he will not, send cash with order direct to us. The name FALLON guarantees satisfaction.

WRITE DIRECT FOR TRADE TERMS

**FALLON CONDENSER CO., LTD.**

"The Condenser People," Phone: Tottenham 1932,

**WHITE RIBBON WORKS, Broad Lane, N.15.**

**FOREIGN AND COLONIAL AGENCIES.**

Australia: The Westralian Farmers, Ltd., PERTH, W.A.

South Africa: G. D. Henderson & Co., 15 Timber Street, MARITZBURG, Natal; Stuttaford & Co., Ltd., JOHANNESBURG and CAPE TOWN.

Scottish Depot: 120, WELLINGTON STREET, GLASGOW.

## IF ADVERTISING WERE FREE

We could fill this journal with letters like this:

Messrs. Peter Curtis, Ltd.,  
34, Whitfield Street, London, W.1.  
Dear Sirs,—With reference to your "NU-GRAVING" process, of which I have tried both series 1 and series 2, am writing to say that I consider it to be the BEST AND CHEAPEST METHOD OF PANEL MARKING, simple to use, NO MESS, and quite equal to engraving in appearance, and at a fraction of the cost. You are to be congratulated on producing such an excellent and efficient process, which is sure to have the popularity it deserves. You are at liberty to use this testimonial, which is entirely unsolicited.

Yours faithfully,  
A. J. M.

### The "NU-GRAVING" PROCESS OF PANEL MARKING.

Neater, cleaner, cheaper than any other known method.

Series 1.—63 words and letterings for wireless **7 1/2** D. each.  
Series 2.—1/4 circle 0-180; 1/4 circle 0-10; Full-circle 0-100 and 4 valve templates. Postage 1/3d. extra.

**PETER CURTIS LTD.,** Electrical Engineers,  
34, WHITFIELD STREET, LONDON, W.1.  
(MUSEUM 8489)

And at Avenue 14—Stand 12—The Palace of Engineering—The British Empire Exhibition, **WEMBLEY.**

A most comprehensive Wireless Exhibition from a sheet of Ebonite to a combined Electric Gramophone and 5-Valve Receiver. **CONTINUOUS DEMONSTRATIONS.**

## A. MUNDAY, LTD.

ELECTRICAL ENGINEERS,

59, WATLING STREET,  
London, E.C.4.

Phone: 2872 CITY (One door, Queen Victoria Street)

and

45, EASTCHEAP, London, E.C.3.

**STERLING, BROWN'S,  
SIEMENS HEADPHONE**

4,000 and 8,000 ohms headphones in stock.

**BRUNET, 4,000 ohms, 13/6**  
ALL LOUD SPEAKERS.


**COMPLETE RECEIVING SET**

REQUIRING NO AERIALS.

**EVERYTHING ELSE FOR WIRELESS  
AND ELECTRICAL WORK.**



# The "SUPRA" LOW-FREQUENCY TRANSFORMER IS PHENOMENAL VALUE FOR MONEY!



THE Latin word "Supra" means "better than the best." This is exactly the reason we have so named this transformer; we believe it is better than anything else of its class.

The secret is in the windings, which are wound with special insulated wire in layers, each having six sections, so that self capacity is reduced to a minimum.

This arrangement has been found to give maximum amplification, whilst retaining that purity of tone which should be your paramount consideration.

*Brief Technical Details:* Ratio 5 : 1. Windings in 5 Sections. Iron Core has 38 Laminations. Weight, 15 oz. Size, 3" x 2½" x 1½".

Price

## 12/6

Ratio 5 : 1

**"Kingsway" Variable Condensers.**  
 .001 .. 8/-    .0003 .. 5/6    .0001 - 4/-  
 .0005 .. 6/-    .0002 .. 4/6

**"SETAW" Plug and Socket Terminals,**  
 4½d. each, or 4/- doz  
**"SPADE" Terminals, 1½d. each, or 1/6 doz., post free.**

Send for our lists of other value-for-money specialities.

## WATES BROS., LTD.,


'Phone: Gerrard 575-6.

Head Office: 12, 13, 14, Gt. Queen Street, Kingsway, W.C.2.

'Grams: Zywtatcong, Westcent.


Southern Depot (Wholesale): 101, Old Christchurch Road, Bournemouth. 'Phone: Bournemouth 3573.

Scuth Western Depot (Wholesale): Central Mill, Raleigh Street, Plymouth. 'Phone: Plymouth 2451.



We are Exhibiting in the Electrical & Allied Trades Section

at the **BRITISH EMPIRE EXHIBITION**  
*The most Wonderful show in History*  
 WEMBLEY LONDON April to October 1924



Avenue 15, Bay 12, Palace of Engineering:

Tel.: Wembley 1863

### THE "C.A.C." PORTABLE RECEIVER (Regd. No. 5029)

**IMPORTANT NOTICE**

WE guarantee that this is the *only self-contained Portable Receiver* of its size which will operate a Loud Speaker at a distance of 20-25 miles from the Broadcasting Station.

We have received several complaints during the last few days from purchasers of so-called Portable Sets of other manufacture which do not operate a Loud Speaker at this range, but which they have purchased in the belief that the set was of our make and would therefore fulfil the claims we make for it.


When purchasing your Portable Set, in order to avoid disappointment, ask your dealer to guarantee a Loud Speaker range of 20-25 miles.

You will then know that it *IS* the "C.A.C." Receiver that is being offered you.

PRICE. Receiver, complete with H.T. Battery, unspillable L.T. Block Type Accumulator £20 0 0

Four '06 Dull Emitter Valves £6 0 0  
 Marconi Royalties ... .. 2 10 0  
 B.B.C. Tax ... .. 1 5 0

Send to-day for further details, or better still, let us give you a run in our Daimler during Broadcasting hours. The results obtained will positively amaze you.



## The CITY ACCUMULATOR Co

Head Office & Works: 10, RANGOON ST., CRUTCHED FRIARS, LONDON, E.C.3. 'Phone: Royal 4300

Branches:  
 79, MARK LANE, LONDON, E.C.3    Royal 4300    79, OLD CHRISTCHURCH RD., BOURNEMOUTH  
 10, RUPERT STREET, LONDON, W.1    Gerrard 3063    Bournemouth 3546



# ECONOMIC ELECTRIC LTD.



**SIR!**  
**WANT**  
**PROOF?**  
**HERE IT IS!**

**YOU**

**7,000 MILES TELEPHONY RECEPTION WITH ONE "XTRAUDION" VALVE**

UNSOLICITED TESTIMONIAL from Messrs. Dowson & Dobson, Ltd., JOHANNESBURG, South Africa.

Messrs. Economic Electric, Ltd. March 26th, 1924.

Dear Sirs,  
For your information we would like to add that Mr. Pleese, a local amateur, has had one of your "XTRAUDION" valves in constant use for 18 months and has heard Bournemouth's programme on one valve only. This is absolute fact; not fiction.

The PRICE of the "XTRAUDION" VALVE is 12/6 and the current consumption is only .4 amp. at 4 volts, with a potential of 30-75 volts. If you write us to-day, enclosing 4d. in stamps we will mail you, post free, our 40-page Radio Catalogue, which gives full particulars of the "XTRAUDION" Valve and hundreds of other "EEC" high efficiency instruments.

Head Office: 10, FITZROY SQUARE, LONDON, W.1.

Showrooms: 303, EUSTON ROAD, N.W.1

Branch and Works: TWICKENHAM



Postage paid on all parcels of 20/- upwards. All Gerrard specialities sold on money back guarantee. Large stock of everything for wireless. Any make of component supplied at list prices.

## PERFECTION

The Gerrard Continuously Variable Condenser

.001 max. to vernier is a real scientific instrument, perfectly built, perfectly balanced. No vanes to bend. Totally enclosed.

22/6 post free.

Gerrard Transformer

1-1, 1-3, 1-5. A wonderful amplifying unit. 18/6 post 6d.

Gerrard Dull Emitter Valves

(Métal) Fil. volts 2-2.5; anode volts, 40-120. Perfect amplifier, detector, oscillator. 18/6 post 6d.

Gerrard Headphones

4,000 ohms. Equal to anything sold at 25/- and over. 14/6 post 6d.

## THE GERRARD RADIO STORES


Dept "A.W."

15, Little Newport St., London, W.C.2.

Phone: Gerrard 9622.

The GERRARD DETECTOR

Designed for easy manipulation. Crystal changed in a second. Whisker arm on a double ball and socket joint. 4/3 post 3d.



Manufactured Entirely by BRITISH LABOUR in our own works.

## The SECURITY BEHIND BONTONE



4,000 Ohms Per Pair

14/6 POST FREE

Have you recognised all the better qualifications which make BONTONE the distinctive type? Mainly, they are backed by a most generous guarantee.

Sensitive! Why? Simply that the magnets are made in our own works under our own supervision.

BONTONE will respond to the weakest signals.

Durability? BONTONE are made of the best materials procurable, and their beautiful finish is highly creditable to skilled craftsmanship.

Comfort? Throughout exhaustive tests we have worn BONTONE and known comfort, a point mechanically successful. BONTONE are easily adjusted.

See you buy BONTONE Generously Guaranteed

If you prefer lightweights, use—BONTONE LIGHTWEIGHT 15/6 post free

These Headphones are similar in construction to the standard BONTONE, and are guaranteed.

Insist on receiving BONTONE. If your dealer cannot supply, send direct, giving your dealer's name to:

**B. D. & Co.** (Edward A. Boynton)

Offices: 167-173 GOSWELL RD., LONDON, E.C.1.

Works: GOSWELL RD. & CITY RD., LONDON, E.C.1.

Admiralty, War Office and India Office Contractors.

Sole Distributing Agent for Scotland: J. W. Gordon, 98 Sauchiehall St., Glasgow.

**GUARANTEE.** We agree to replace or return cash if Phones do not give complete satisfaction, subject to Phones being returned to us within 7 days of purchase, undamaged.

## TUNGSTALITE'S TRIUMPH

### ANOTHER RECORD

(Copy.) G. H. BURROWS, Wireless Contractor, Component Parts and Accessories, 1, Moorside Terrace, WIDNES.

7th May, 1924. Messrs. Tungstalite, Ltd.

Dear Sirs,  
Sample of Tungstalite Crystal duly received. I find it excellent. It is equal to those sold at 2/6. Kindly send me one dozen. Yours faithfully,  
G. H. BURROWS.

Guaranteed more sensitive than any other crystal. Ideal for long-distance work. Absolutely non-fading. Unaffected by heat. A genuinely synthetic sulphide.

Ask your Dealer for it or send 1/- P.O. for Sample Tube to:

### TUNGSTALITE LTD.,

Electric Lamp House, 47, FARRINGTON ROAD, LONDON, E.C.1

Provincial Stockists: Newcastle-on-Tyne.—Messrs. PAYNE & HORNSBY, Ltd., Radio, Electrical and General Engineers, 6, St. Andrew's Buildings, Gallowgate, Newcastle-on-Tyne.

Manchester.—Messrs. A. FRANKS, Ltd., Opticians and Wireless Equipment Manufacturers, 95 and 97, Deansgate, Manchester.

Phone: Holborn 2557. Grams: Tungstamph, Smith, London.

**DON'T ASK FOR CRYSTAL**

**ASK FOR TUNGSTALITE!**



Also obtainable at NEWCASTLE-ON-TYNE:

Messrs. Payne & Hornsby, Ltd., 6, St. Andrew's Buildings, Gallowgate, Newcastle-on-Tyne.

MANCHESTER: Messrs. A. Franks, Ltd., Opticians and Wireless Equipment Mfrs., 95 & 97, Deansgate, Manchester.



# Amateur Wireless

## and Electrics

Vol. IV, No. 103

May 24, 1924

### THE "H.T.-LESS" VALVE MYSTERY

Wireless engineers have long been aware of systems of valve reception that do not employ separate high-tension. Below we describe a valve—a costly four-electrode device—that makes one such system possible. On the face of it, the everyday methods of reception appear to be far more economical.

IN the following notes upon effects obtained with four-electrode valves no novelty is claimed by the author. The phenomena are all very well known to the wireless engineer, though little so far has been published.

All thermionic valves depend for their action on a stream of negatively-charged electrons liberated from a heated filament. These electrons, being all similarly charged, exert a force of repulsion on each other; electrons, therefore, in the space between the filament and plate repel fresh electrons issuing from the filament and tend to suppress further emission.

#### The Use of H.T. Batteries

In the two-electrode valve the electrical resistance offered to current flowing between the filament and plate is mainly due to this repulsion between the electrons, and it is this that gives rise to the necessity for high-tension batteries to overcome the resistances.

Normally the velocity of electrons issuing from a heated filament is small compared with the velocity which they ultimately attain under the influence of the high-tension voltage, so that the initial velocity of the electron does little to overcome the electrical resistance of the valve.

Again, due to the small diameter of the filament, the concentration of electrons near it is very great and the mutual

It is, then, fair to assume that if an anode is placed round the grid as shown in Fig. 2, a very small potential will be sufficient to drag the electron from the grid to the plate.

This in practice is found to be the case.

#### The Second Grid

Let us consider, therefore, the inner grid as the source of electrons and surrounded by a grid and anode as in Fig. 3. We have here a four-electrode valve whose impedance will be very small compared with that of a three-electrode valve. It is reasonable to

expect that very small plate voltages will be required.

Fundamentally, then, the four-electrode valve is equivalent to the ordinary three-electrode valve where the inner grid is considered as the source of electrons.

Bearing this point of view in mind, little difficulty will be encountered in designing and understanding the conventional four-electrode valve circuits.

There are, of course, besides these basic circuits an enormous variety of special usages to which the valve can be put.

Let us, however, confine ourselves to generalities, and leave the more special considerations to the specialist.

The circuit which such considerations suggest is given in Fig. 4.

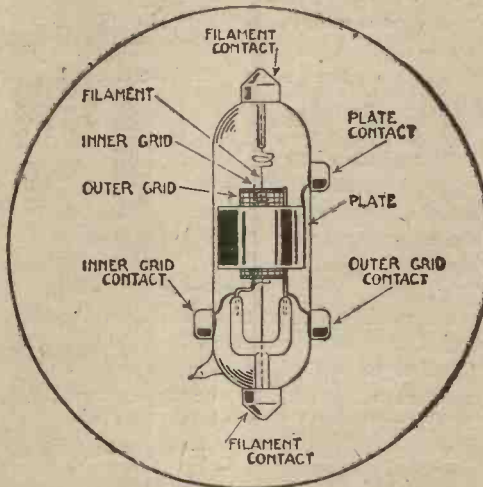
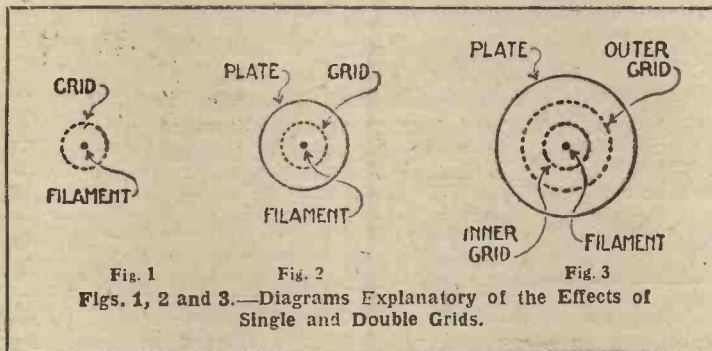


Fig. 1a.—Constructional Details of Four-electrode Valve.

repulsion of these electrons is consequently high.

#### The Effect of the Second Grid

Consider now a grid placed round the filament and very near it, as in Fig. 1. A small positive potential on this grid will speed up the electrons enormously, so that they will pass through the mesh at high velocity; they will also be distributed over a much larger area (that of the grid) so that their concentration, and their mutual repulsion, will be smaller.

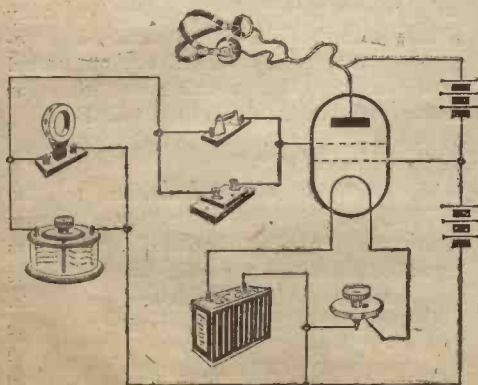


Fig. 4.—Circuit with Four-electrode Valve as Detector.

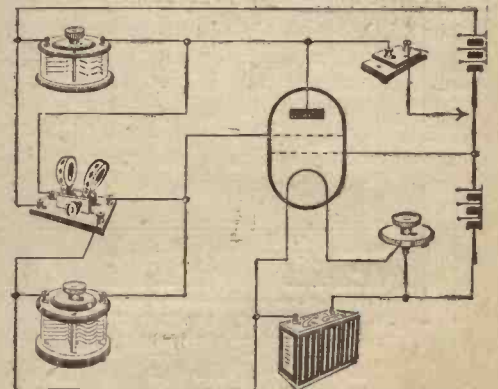


Fig. 5.—Circuit with Four-electrode Valve as H.F. Amplifier.



**Dispensing with H.T.**

The circuit represents a four-electrode valve used as a detector; it can easily be modified for high- or low-frequency amplification, as in Figs. 5 and 6. Actually it will be found in using these circuits that

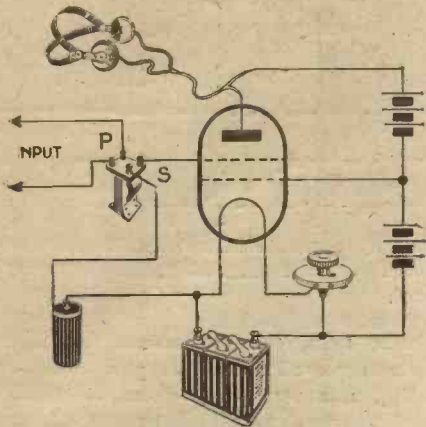


Fig. 6.—Circuit with Four-electrode Valve as L.F. Amplifier.

the high-tension battery can be dispensed with altogether and the filament-heating accumulator used instead, when its voltage is somewhat greater than the filament voltage of the valve, as with a 6-volt

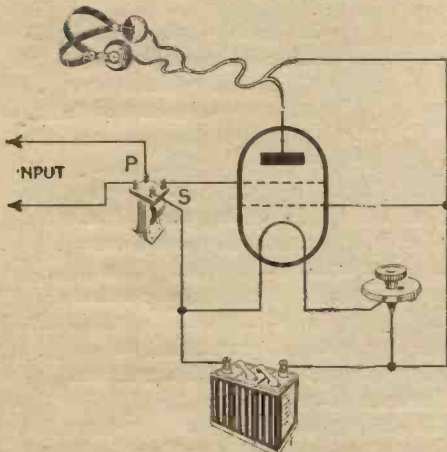


Fig. 7.—Diagram showing how the H.T. Battery may be Dispensed with.

accumulator used on a 4-volt filament. The circuit then becomes that shown in Fig. 7; this will be found to give excellent results.

Such four-electrode valves as have been described briefly have been manufactured by the M.O. Valve Co., Ltd., for the past three or four years and used in commercial receiving sets in a multiplicity of circuits which have been devised.

The illustration (Fig. 1a) shows the Marconi-Osram FE<sub>1</sub>, which works excellently with the circuits illustrated. F. W. P.

**NEXT WEEK**  
**"AN ALL-PURPOSE**  
**TWO-VALVE**  
**RECEIVER"**

# POWER THROUGH THE ETHER

The second and concluding article on the possibilities of Wireless Transmission of Power.

WHILE engaged in carrying out experiments on the transmission of wireless waves without material aerials, Mr. John Hettinger, an English scientist, conceived the idea of using ionised light beams as elevated conductors. It is well known that an ionised gas is a good conductor and also that it is possible to ionise a gas by means of ultra-violet light rays.

Recent researches have proved that the air above a certain distance is ionised to a great extent by the light produced by the sun and stars, and that this ionised air would prove a good electrical conductor, while the dense air between this conducting layer and the earth is practically an insulator. We have therefore the earth, itself a good electrical conductor, separated from a second conductor, the layer of ionised air, by the dense air which forms an insulating medium (see Fig. 2).

**Power Beams**

These two insulated conductors form an ideal arrangement for the transmission of electrical power or signals, the great difficulty, however, being in making a suitable connection between the conductors. This difficulty Mr. Hettinger now claims to have solved in the following manner.

He proposes to use an arc or mercury vapour lamp for producing ultra-violet light rays, and arranging by means of suitable apparatus for a powerful beam of these rays to be projected vertically, these light rays ionising the air through which they pass. Arcs capable of throwing a beam from ten to twenty miles have been constructed, and a beam of ionised air of this length will form a good connection between the earth and the upper conducting layer.

A very powerful arc must be used to

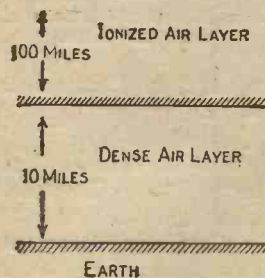


Fig. 2.—Diagram showing Layer of Ionised Air.

project a beam of this length, as the ionised beam rapidly loses its conducting power as the distance from the source increases and the intensity decreases. Fig. 3

will help to explain the proposed arrangements.

Metallic connection is made with the ionised light beams B<sub>1</sub>, which are projected by means of the light apparatus L by a screen of metallic gauze O, which encircles the beam and extends upwards for a short distance. This screen is insulated from, but connected to, earth through the secondary winding of a transformer, the primary winding being connected to suit-

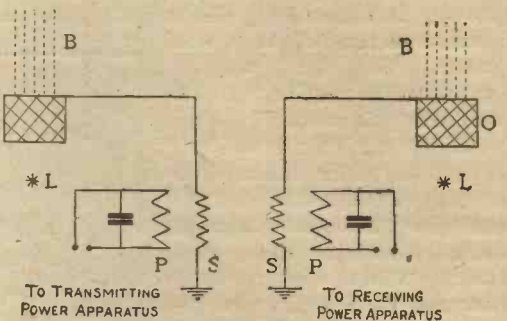


Fig. 3.—The Proposed Hettinger System.

able high-voltage high-frequency Tesla apparatus. The apparatus at the receiver is practically identical with that used at the transmitter, the transformer, however, in this case being arranged as a step-down.

M. J. M.

## THE CRYSTAL AGAIN!

THE writer, having a three-valve set, until recently never really gave crystal sets a thought (being forty-five miles from Manchester, the nearest station). In "A.W." No. 96 there is an account of an amateur who had received all B.B.C. stations (except Manchester) on a crystal set with an indoor aerial. It was decided to make up this circuit. Using a bad outdoor twin-wire aerial only 25 ft. long and 25 ft. high, Manchester and Newcastle are received any night, using ordinary 4,000-ohm non-adjustable phones. Bournemouth has also been received, but faded considerably. This circuit seems ideal for crystal users.

K. E. H.

Mr. Allan Pelham, known to the children as "Uncle Felix," is the new announcer at Birmingham. He has travelled in all parts of the world, and is a fluent speaker in French and Japanese. Since the war he has served with the Marconi Company as assistant chief in the technical division of the Marconiphone department, and later was in charge of the Midlands area for that company.



# A HORNLESS LOUD-SPEAKER




Fig. 1.—Detail View showing Attachment of Phone.




Fig. 2.—Front View of Panel.




Fig. 3.—Rear View of Panel.

THE photographs Figs. 1, 2 and 3 show detail and front and rear views of a somewhat novel type of loud-speaker. The volume of sound which the writer's instrument produces is equal to that obtained from loud-speakers of the ordinary type and the quality is also as good. It is particularly faithful in its reproduction of the notes on the higher pianoforte scale.

The loud-speaker to be described is very easy to make and the cost is low, the only materials necessary being a Brown A-type reed earpiece (2,000 ohms), a length of cartridge paper, some three-ply wood and an oak frame. Should the constructor have available a spare Brown earpiece the loud-speaker will not cost more than a few shillings.

### The Earpiece

The cap and diaphragm of the Brown

earpiece are first of all removed, leaving only the windings and the vibrating reed as shown in the photograph (Fig. 1). The reed is then drilled and tapped No. 8

**AN EDITORIAL NOTE**

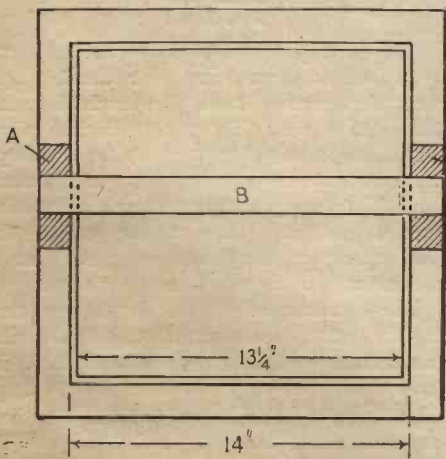
*We are very satisfied with the performance of a loud-speaker of this kind which was lent us for test by the author, the quality of reproduction being really excellent and the volume reasonably good. We are given to understand that the device is covered by patents and consequently readers may not make it for any other purpose than to test the merit of the invention, which, while being new to wireless, has been known in another connection for many years.*

B.A. The reed should be removed for this operation, and care taken that the hole is made exactly in the same position as that in which was positioned the screw

which originally held the centre of the aluminium diaphragm in place.

### The Diaphragm

For the diaphragm prepare a heavy piece of cartridge paper 30 in. long by 10 in. wide by marking it with lead pencil with a number of parallel lines at distances of  $\frac{1}{2}$  in. across its width. The paper is then folded in  $\frac{1}{2}$ -in. folds, as is done by children when making paper fans, except that the folds should not be pinched up too sharply. A piece of fibre or cardboard tube  $\frac{5}{8}$  in. long with a hole just large enough to take a No. 8 B.A. threaded rod is then glued to the centre of the strip of folded paper; the two ends of the fan are then brought together around this tube and glued together. These operations are illustrated in Figs. 4 and 5. Care should be taken that the tube



Figs. 7 and 8.—Back and End Elevations of Frame and Phone Support.

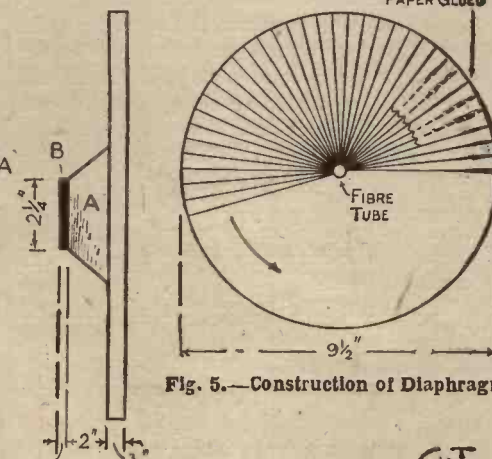


Fig. 5.—Construction of Diaphragm

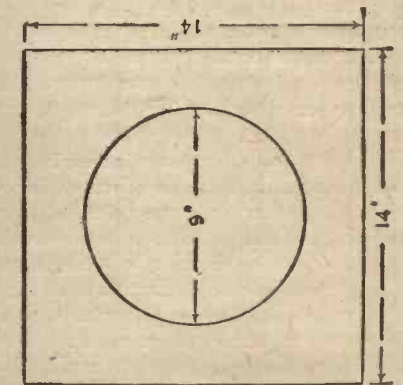


Fig. 6.—Panel.




Fig. 9.—Phone Bracket.




Fig. 4.—Method of Folding Paper.



is fixed exactly at right angles to the folded cartridge paper.

### The Clamping Pieces

Two pieces of three-ply wood are then prepared as shown in Fig. 6; the diaphragm is securely clamped between these and fixed with glue, the small screws and nuts being inserted and screwed up tight.

### The Frame, Supports and Assembly

A stout wooden frame is now required, as shown by Figs. 7 and 8, together with the supporting piece and distance blocks shown by A and B respectively. Next two brass brackets  $\frac{1}{8}$  in. thick are to be prepared as shown in Fig. 9. These should be made from hard-rolled brass  $\frac{1}{4}$  in. wide and are used for fixing the earpiece to the cross-piece. The earpiece is rigidly fixed to the rear cross-piece by means of these brackets, and it is important that it should be quite firm, as the pull exerted by the magnets upon the reed, and the resistance offered by the large paper diaphragm is easily strong enough to cause a flimsy fixing to give way or to result in a loss of efficiency.

The reed and the paper diaphragm (mounted between three-ply boards) are now connected together by means of a

piece of No. 8 B.A. rod about 2 in. long threaded the whole of its length. The clamping pieces are, of course, screwed to the frame. The paper diaphragm is now positioned on the rod, and is securely locked by means of nuts. Two nuts at both front and back should be used for this purpose, and a lock-nut should also be screwed against the reed so that vibration will not loosen it. The whole should now present a rigid structure so that a light tap on the surface of the diaphragm gives forth a resonant sound. The reed is next adjusted in the usual manner at the rear and the whole is ready for use.

This loud-speaker gives forth sound both to the rear and front of the diaphragm, and may therefore be stood in the middle of a table supported by a suitable strut at the back of the instrument. It may also be hung on the wall like a picture, when the sound will be reflected from the wall. It is also, of course, possible to conceal it in a fire-screen with a light silk covering.

During the construction of the instrument rigidity should be made the first consideration, and care should be taken that the earpiece and diaphragm are exactly parallel to each other and that the connecting rod is truly central. A. J. C.

proof that they had aerials at army headquarters.

8. There is a gasometer at the bottom of my garden. How will this affect an aerial I propose to erect?

Any aerial you put up will undoubtedly be shielded by the gasometer. We have already drawn attention to the danger lying in having thermes and ions in close proximity. Why not use the gasometer as an aerial-tuning condenser? Tuning could be accomplished by special arrangement with the gasworks. By the way, ought you really to call it a garden?

9. Can two receiving sets be worked off the same aerial?

Working two sets off the same aerial is a great idea. Try it on two of your worst friends, giving them a set each and asking one of them to tune in on London and the other on Manchester. At first they will carry on with the job with admirable sweetness, but after a while they will begin to get horrid to each other, and by the time an hour has gone you will have a regular rough house unless their wives call for them in the meantime.

10. What advantages has a frame aerial over an outside aerial?

First of all, a frame aerial being inside the house does not attract those who wish to listen-in in an inexpensive manner. Secondly, a frame aerial does not swing in the wind like an outdoor aerial and it is therefore easier to tune. The greatest advantage in a frame aerial, however, lies in the fact that it can be constructed in such a manner as to perform the functions of a harp when the accumulator runs down.

11. Down the side of my garden there are no less than a round dozen parallel telephone wires. What type of aerial should I put up?

A *tête-à-tête* aerial, bang in the middle of them. You will at least save the cost of the local weekly newspaper.

## AMATEURS RESEARCH FUND

THE Derby Wireless Club have undertaken the formation of a fund called the "Amateurs Radio Research Fund." The idea is that this country is not doing so well as it might as regards the development of wireless science. For this reason the society suggest that a research fund be opened so that the science might be developed on the lines suggested at a conference to be called in the future.

The secretary of the society has written to 300 wireless societies, all of which, with the exception of three, have replied in favour of the project. The society now wish to get into touch with unattached experimenters, and any interested in this matter are invited to communicate with Mr. E. W. Kirk, hon. sec., Derby Wireless Club, 2, Riddings Street, Derby.

At their conference in March the R.S.G.B. cordially supported the scheme.

## "Questions"—and Worse Answers!

By Bosphor Pronz

1. IS it all right for an aerial to enter a house by a bedroom window?

Decidedly not. On a dark night the police might mistake the aerial for a burglar. Besides that, you would be unable to close your bedroom window when the wind was blowing from off the soap works.

2. What useful purpose does the insulation covering on wire serve?

Exactly the same useful purpose as the curtain on a music-hall stage. It separates the turns and protects the turns from damage when threatened with rough treatment.

3. Has fog any effect on wireless?

The phenomenon of the effect of fog on wireless is rather obscure. In fact, one might describe the problem as an insoluble one. As far as the listener-in is concerned, the only troublesome feature about fog is that it causes the loud-speaker to cough a little more frequently than usual.

4. My neighbour and I have arranged to go half shares in a tall aerial mast. How can I best look after my own interests in the matter?

By insisting on having the top or upper half of the mast. If your neighbour does not see eye to eye with you over this arrangement, you can reason with him by pointing out that you have only taken a square yard of ground for your earth,

whereas you have left for his use the entire remainder of the surface of the globe.

5. May my little dog Fluff listen-in on her dog licence or is a wireless licence necessary as well?

There is nothing whatever in the regulations forbidding a dog to listen-in on a dog licence alone. The best plan is to place the dog licence flat on the floor as near to the receiving set as possible and to put the dog on the licence in a sitting-up or begging posture. Try to get the dog's front paws as near to an edge of the licence as possible so as to give the animal plenty of room in the steerage department.

From the name and description of your dog, we should imagine that a dog licence will be quite large enough for the dog to listen-in on, but should the dog be larger than you have given us to understand, you might find it necessary to obtain an experimental licence.

6. Is Post Office telephone wire suitable for an aerial?

Not if it is your own telephone. Certainly, by all means, if it is your neighbour's.

7. Who invented the aerial?

History is somewhat conflicting on this important point, but there is no doubt whatever as to who put out the first clothes-line. The fact that the Normans had trench sets at the battle of Hastings is no




# A CAMERA-CASE CRYSTAL SET

## It goes into an ordinary pocket and is only 5/8 in. thick.

To turn to the actual constructional details, Fig. 1 shows a plan view of the completed instrument, with the position of the various parts indicated; it will be noticed that an ordinary small glass-enclosed detector is used, which is remounted on to a strip of ebonite 3 1/2 in. long by 1/2 in. wide by 3/16 in. thick; four 1/8 in. holes each 3/8 in. in diameter are required—two in each end—for securing the detector to the body of the receiver.

The tuning inductance consists of a flat spiral coil wound in between two squares of 1/4-in. well-seasoned hard wood, one of which is cut out and shaped as shown in Fig. 2. The other is simply a plain square with 3 1/2 in. sides. A piece of thin cardboard cut as shown in Fig. 3 is sandwiched in between the two hard-wood squares. The three parts are clamped together by two 1/2-in. wood screws, the projecting portion of the cardboard distance piece being located directly underneath the tongue of the top hard-wood square.

For the winding No. 30 d.s.c. copper wire is used, each individual turn being carried over the tongue as shown in Fig. 4 in order that contact may be made by means of the slider with any of the turns. After winding to within 1/8 in. of the outer end of the tongue the wire should be cut and the four corner clamping screws put in, thus permanently holding the winding in position. Finally the whole should be given a coat of shellac varnish.



The Complete Set.

The slider (Fig. 5), slider connecting strip (Fig. 6), and the detector guard (Fig. 7) are all made from strip brass of the thickness and width indicated. Holes should be drilled as shown; these parts, together with the detector fittings, should be mounted in position on the hard-wood inductance former. Fig. 8 shows the terminal mounting strip of ebonite.

The ebonite strip complete with terminals should be screwed to the lower end of the block. The connections are as shown in the diagram, Fig. 9.

To complete, remove a portion of the silk insulation of the winding in order that contact may be made between the turns and the slider.

C. A. L.

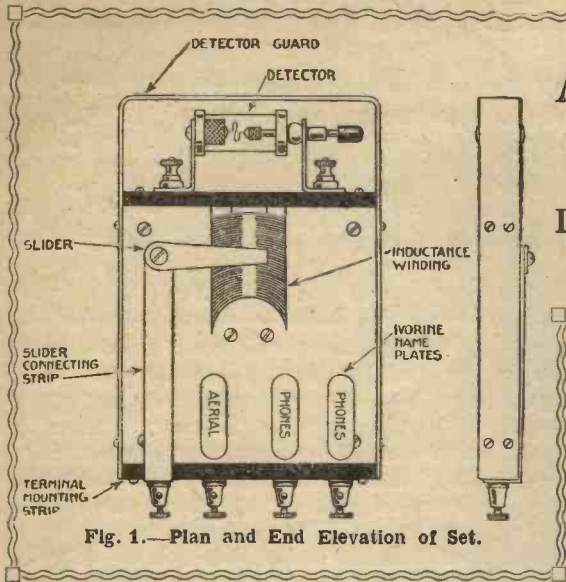


Fig. 1.—Plan and End Elevation of Set.

MEASURING approximately 5 3/4 in. long by 3 3/4 in. wide and having a depth not exceeding 5/8 in., this novel broadcast receiving set can easily be carried about in the pocket, or together with a single 2,000- or 4,000-ohm earpiece can be accommodated in a small canvas case of the type used for carrying small folding cameras.

Results from the set constructed by the writer quite equalled those given by a full-size crystal set of the ordinary type, while no difficulty was experienced in making adjustments to the crystal detector

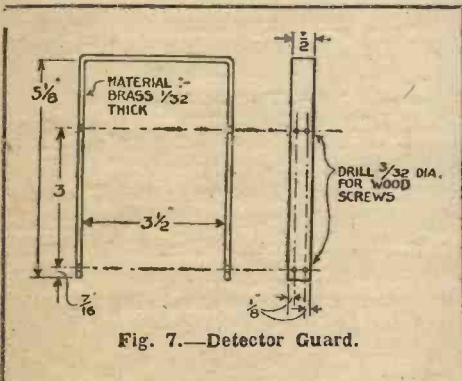


Fig. 7.—Detector Guard.

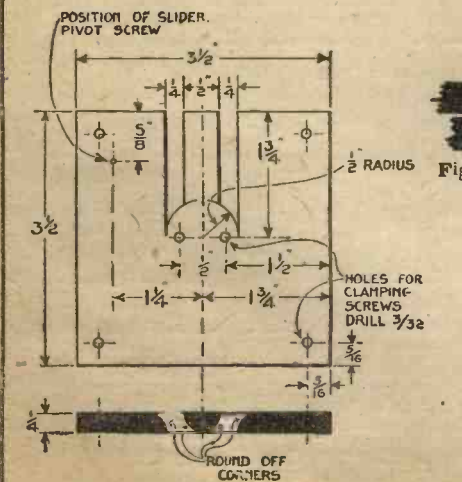


Fig. 2.—Panel and Coil Former.




Fig. 4.—Method of Winding.

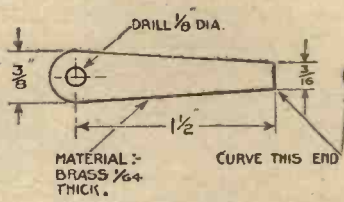


Fig. 5.—Slider.

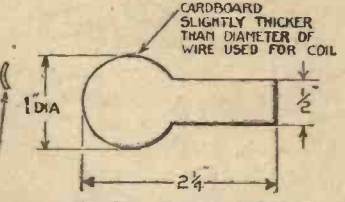


Fig. 3.—Distance Piece.

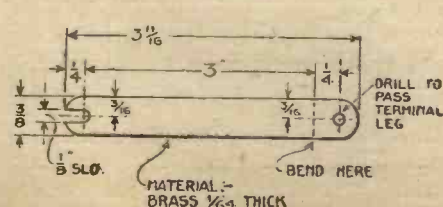


Fig. 6.—Slider Connecting Strip.

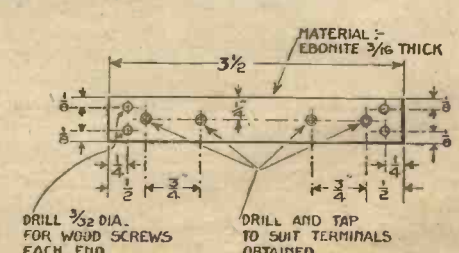


Fig. 8.—Terminal Strip.

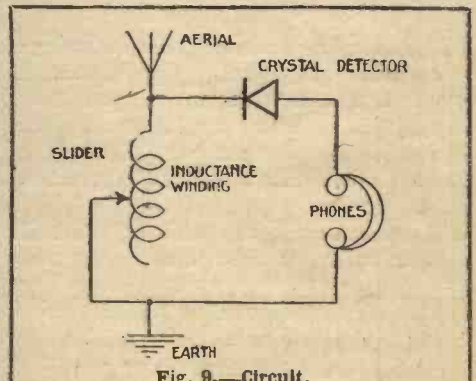



Fig. 9.—Circuit.





# PRACTICAL ODDS AND ENDS

## A Soldering Hint

IT may come as a surprise to some amateurs to learn that the real object of using a soldering bit is to heat the parts to be soldered and not merely to melt the solder.

When a bit is used this should be made reasonably (not red) hot and applied to the wires, etc., to be joined. These should not be smothered with flux—a little goes a long way. If too much flux is used it will run all over the panel. S.

## Adjusting the Crystal


THOSE who wish to adjust their crystal detectors before the broadcasting begins (not having a buzzer at hand) will find the following a very simple way of doing so.

Connect one tag of the phones to one of the phone terminals, and after wetting the other tag rub it against the other terminal, at the same time adjusting the crystal detector until the loudest crackles are heard. G. W.

## Anti-capacity Handles

BY purchasing one or two four-screw crystal cups (depending on whether a two- or three-coil stand is being used), an ordinary coil-mount may be fitted with quite efficient anti-capacity handles by the simple method shown in the illustration below.

After removing the existing control knob, or knobs, from the stand, the crystal cups are secured by means of the three crystal-clamping screws to the extremity



An Anti-capacity Handle.

of the coil-holder spindles, and strips of hard wood are attached to the base of the cups by means of the remaining screws, washers being added so that a firm attachment can be made. If a little extra expense is not objected to when making the alteration, ebonite strips may be used in place of hard wood. C. A. L.

## Home-made Panels

OLD gramophone records make excellent panels providing a little care is taken in their preparation. Converting the disc into a square sheet is a fairly simple

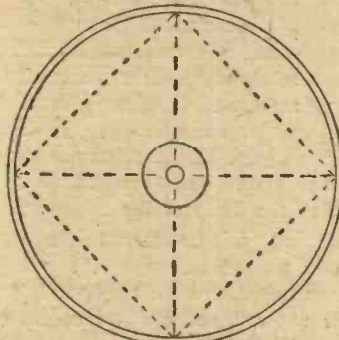


Fig. 1.—Cutting the Records.

matter if it is first marked off as shown in Fig. 1 and cut by means of a fine saw. The hole is then in the exact centre, and a switch-arm, rheostat or other component can be conveniently arranged to fit into

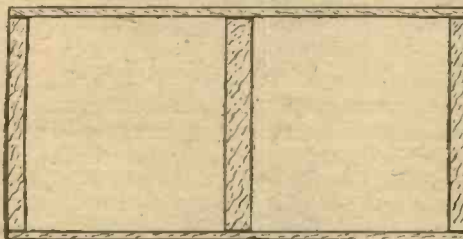


Fig. 2.—Mounting Panels.

this. If this is not possible, then the hole may be filled with some black sealing-wax or Chatterton's compound.

A single panel cut (as shown by Fig. 1) from a small record could be used for mounting a variable condenser in a box

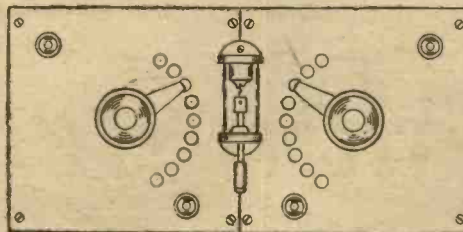


Fig. 3.—Design for Receiver.

or for the panel of a small variometer crystal set. Two or more panels may be used together if the top of the cabinet is provided with bridge pieces, as shown in Fig. 2. Fig. 3 is a suggested design for a crystal receiver employing a double tapped coil and two panels joined together in the manner described. O. J. R.

## Phones and Loud-speakers

ONE sometimes wishes to adjust the set without interfering with the loud-speaker when the two are in different parts of the house. The phones are generally uncomfortable to wear at loud-speaker strength and, besides, the volume of sound is reduced when both phones and loud-speaker are in the same circuit.

A way of avoiding this when using a phone transformer is to wind about ten turns of bell wire round this transformer and connect the ends of the wire to the phones. This gives comfortable signals in the phones (which enable the adjusting to be more accurately done) and does not affect the volume of sound given by the loud-speaker. R. H.

## A Dial Pointer

USEFUL dial pointers can be made by filing shallow contact studs to a triangular shape. Holes can be drilled in a panel and the apex of the triangle placed in close proximity to the dial edge. This method gives the panel a better appearance than scratching or amateur "engraving." D.

## Connecting Batteries

THE following is a cheap and efficient method of connecting small batteries. Four Meccano strips are required, their length depending upon the number of batteries to be used. Several nuts and bolts are required also and two terminals. The whole is arranged as in Fig. 1.

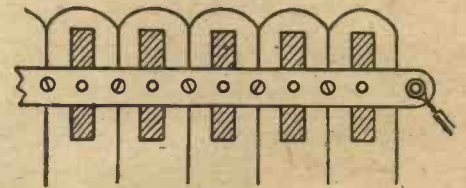


FIG. 1.



FIG. 2.

Figs. 1 and 2.—Method of Connecting Batteries.

As an alternative to Meccano strips, narrow lengths of brass may be used (necessitating drilling, however). Batteries may be connected in series by shorter strips. The whole set can be strapped up or boxed according to taste. Fig. 2 is a section of the connectors. A. S.



# Brandes

*The Name to Know in Radio*



Result of  
15 years'  
experience

## Grandpa gets fierce

on the subject of foreign products—in fact, being a retired Colonel of His Majesty's Indian Army, he is inclined to be a trifle choleric. Brandes disperse his furious doubts about headphones which bear no visible mark of origin. Punctuated with a few minor explosions, three words reserve themselves from the ruck of his fervid remarks concerning these famous headphones in no unconvincing fashion—"Brandes!" "British!" "Best!" A fact—they are manufactured entirely of British material, by British labour, and in a British factory. Ask your dealer for Brandes.

PRICE  
**25/-**

BRITISH MANUFACTURE  
(B.B.C. Stamped) and  
conform to all new  
licensing regulations.

Manufactured at Slough, Bucks, by

Brandes Limited, Walmar House, 296, Regent Street, London, W.1.

Glasgow—47, Waterloo Street.

Newcastle—5/6, Post Office Chambers.

# Matched Tone

TRADE MARK

# Radio Headphones

Telephone—Mayfair 4205-4

Trade enquiries invited.









# SO THIS IS RAYMONDS!

## Super Condenser

WITH THREE PLATE VERNIER "IT" FOR VERY FINE TUNING. NOTE Important Feature. Vernier regulated from side of dial. Reg. Post. 6d. set.

.001	12/6
.0005	10/6
.0003	8/6

### ERICSSON

E.V. Type (Continental) World famous for beauty of tone, finish and reception. BE SURE YOU EXAMINE Earcap to see it is EBONITE when you are purchasing this Phone, as some imitations with WOOD earpieces are on the market. ONLY THE VERY BEST SOLD HERE, 4,000 Ohms. SPECIAL PRICE Post 1/- pair. 12/6

## RAYMOND VARIABLE CONDENSERS

Our Air Dielectric Condensers are the simplest and MOST efficient on the market. Lowest in price, Highest in quality. Made for panel mounting and are the most suitable condensers for Broadcasting or Amateur work. They have passed THE TEST for guaranteed capacities, are scientifically accurate and built for durability.


### NEW MODEL

Capacity.	Plates.	Price.
.001	49	6/11
.00075	37	5/11
.0005	25	4/11
.0003	15	4/6
.0002	11	4/-
.0001	5	3/6
.00005 (Vernier) 3/-		

Prices DO NOT include Dial. This is 8d. extra with Condenser.

Trade discount on Condensers 20% plus postage. Good terms for quantities.

### Post 6d. Set



Owing to the thousands of testimonials received for our New Model Variable Condenser we are discontinuing "A" type and selling New Model only.

Specially Recommended by Wireless Weekly.

BUY RAYMOND GOODS

### National Laboratory Certificate

Above new model specially adapted for taking up minimum amount of space. All parts nickelled. PASSED NATIONAL LABORATORY TEST. One hole fixing.

## THIS COLUMN

### IS FOR CALLERS ONLY

(Nett Prices)

NO POST ORDERS FROM IT, PLEASE.

2 B.A. Rod	per foot	2 1/2d.
4 B.A. Rod	per foot	2d.
Spade Tags	doz.	2 1/2d.
Scales 0-180		2d.
Empire Tape		
1/2 in.	doz. yds.	5 1/2d.
Ditto, 3/4 in.	doz. yds.	9d.
Panel Switches, S.P.D.T.		10 1/2d.
Panel Switches, D.P.D.T.		1/3
Easy Fix Cup, latest		1 1/2d.
Resistance Dials 0-10		6d.
Valve Holders and Nuts		9d.
Valve Sockets, Nut and Washer	4 for	3d.
1/16 Sq. Tin Copper	4 ft.	2 1/2d.
20 and 22 D.C.C. Wire	1 lb.	10d.
24 and 26 ditto	1/2 lb.	1/-
28 and 30 ditto	1/2 lb.	1/4
Best Sleeving	3 yds.	1/-
Pillar Terminals, with Nut		1d.
'Phone, Large, 2 for	2 1/2d.	
W.O., Large, 2 for	2 1/2d.	
2 oz. Adhesive Tape		3d.
Copper Foil (6 in. wide)	foot	2 1/2d.
Dutch Valves, Tubular		4/9
Dutch Valves "R" Type		5/3
Phillips Dutch "R"		7/8
French "R"		6/11
2 and 4 B.A. Washers	3 doz.	2d.
Ebonite Bushes, 1d.	doz.	9d.
Switch Arm, 12 Studs, 12 Nuts, 12 Washers	Lot	10 1/2d.
Ebonite Coil Plugs, 6d., 8d.		
Aerial Wire, 7/22	100 ft.	1/11 1/2
Ditto, 7/22	50 ft.	1/2
Nickel Gauze Valve Windows		6d.
Green 'Phone Cords, 54 in.		7 1/2d.
2 B.A. Nuts	doz.	2d.
Telephone Wood Screws		1d.
Switch Arms		5 1/2d.
Electron Aerial	100 ft.	1/6
Ditto	300 ft.	4/-
Bell Wire, D.C.C., 1 R.C.		
Tin Copper	10 yds.	5d.
Twin Flex, good quality	12 yds.	1/6
Stop Pins, with Nut, 2 a		1d.
Spade Screw Terminals,	each	1d.
Pin Screw Terminals,	2 for	1 1/2d.
English 4.5 Batteries, each		4d.
Brass Plug and Socket		2 1/2d.
Battery Clips	2 pairs	4d.
Filestat for D.E. and R.		2/2
Valves		3d.
Tinned Copper, 18g.	3 yds.	
14, 16, 20 Tinned Copper	Stocked.	
Shaw's Genuine Hertzite		9d.
Spear Pant Whisker		2d.
Best Gold and Silver, each		2d.
Four in a Packet (one gold)		3d.
Midite and Talite		9d.
Tungstalite, with whisker		1/-
Cecosite (C.E.C., Ltd.)		1/3
Rubber Lead-in	10 yds.	1/-
Ditto, heavy	2d.	1/3
Ditto, Extra heavy	2d.	1/3
Varlometers 250/600 (good)	and 3d.	yd.
		2/6

## VARIOMETERS

Inside winding, 250/600 metres. Metal feet, adjustable to 4 positions. 11/6 Post ed. IGRANIC OR EDISON BELL. 15/-

## "UNIDYNE" CIRCUIT

IN STOCK: 4 Electrode Valves, 10'6 10-1 Telephone Transformer, 15/- Our .0005 Variable Condenser is ideal. Takes up very little space. 5/3 post free. All other parts in stock.

## ACCUMULATORS

Special Nett Prices. NO DISCOUNT WHAT-EVER. Very High Quality. Two Makes. 4 volt 40 amp. ... 16/6 ... 19/6 4 volt 60 amp. ... 19/6 ... 21/- 6 volt 60 amp. ... 27/6 ... 30/- 6 volt 80 amp. ... 33/- ... 35/- 6 volt 100 amp. ... 39/6 Packing and Post, under 20/- ... 1/6 Over 20/- ... 2/6

## EBONITE

3-16th in. STOCK SIZES 6 x 6 ... 1/6 8 x 6 ... 2/- 9 x 6 ... 2/3 12 x 9 ... 4/6 12 x 12 ... 6/-

## VARIOUS

	Post 3d. per article.	
R. I. Choke Coils		10/-
Basket Coil Formers		6d.
Mic. Met. Crystal Detector		6/-
Fixed Condensers, 1-MFD.		4/6
Ditto, 1 3/6 2-MFD.		5/6
Chatterton's Compound		1/-
Connecticut On and Off Switch		1/6
Ebonite Ex Handles, 6-in.		8d.
Walmel Var. Cd. Leak		2/6
Walmel Anode Ros.		3/6
100,000 Ohm Fixed Res.		2/3
Variometers, Inside Winding		11/3
Screwdrivers, 6-in.		8d.
Talite Crystal		1/-
Tungstalite		1/-
Midite		1/-
Globite		1/-
Cecosite		1/3

## B. T. H.

RADIO VALVE Type R4. Filament Voltage 4 Filament Current 0.63 amp. Anode Voltage 20-80 Post 6d. 12/6 Above Highly Recommended.

WE PAY YOUR FARE AS FOLLOWS:

Up to 2/6 On Orders Over	20/-
Up to 5/-	40/-
Up to 7/6	60/-
Up to 15/-	£5

CERTAIN CUT LINES EXCLUDED.

## BASKET COILS

6 Waxed 200/3,000 metres	1/11
7 Waxed 200/3,600 metres	2/3
5 Waxless 20/2,000 metres	1/11
6 Waxless 150/2,000 metres	2/3
2 Waxless for ST 100	2/3

Post 3d. set.

## FIXED

CONDENSERS "RAYMOND." Our Own Make. Specification. Ebonite Base. True Capacity. Pure Mica. Tinfoil. Terminal Fitting Connections. .001, .0001 to .0005 ... 10d. .002, .003, .004, .005 ... 1/- .006, .000025 ... 1/6 .01, .02 ... 2/- Post 3d. each.

## EBONITE

Cut to Size 3/16th. 1d. per square inch plus postage.

## VALVES

Phillips "R" Valves	7/11
French "METAL"	6/11
Dutch Detecting	4/9
Dutch CO-100	5/3

NO POST ORDERS.

RIGHT OPPOSITE DALY'S GALLERY DOOR

# K. RAYMOND

27, LISLE STREET, W.C.2

'PHONE: GERRARD 4637

## HOURS

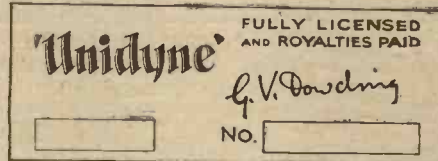
OF BUSINESS: DAILY - 9 to 7.45 SUNDAYS - 10 to 1



*Manufacture or Conversion  
of Broadcasting Apparatus  
in accordance with*

# 'Unidyne' CIRCUIT

Rodo Patents Limited (Sole Licensees of Unidyne Patents) are prepared to grant Licences for the use of the Patents in connection with the Manufacture or Conversion of Broadcasting Apparatus to any Member of the British Broadcasting Company, Ltd. All Apparatus so licensed and on which Royalties have been paid will bear the following stamp:—



Any persons or firms manufacturing or offering for sale Broadcasting Apparatus embodying the "Unidyne" Circuit which does not bear the above stamp render themselves liable to legal proceedings for infringement. Applications for Licences and Royalty Stamps should be made to

## **BOWER ELECTRIC**

LIMITED,

15, Grape Street, Shaftesbury Avenue, London, W.C.2,

WHO ARE SOLE AGENTS FOR RODO PATENTS LIMITED.



# On Your Wavelength!

## The Healthy Two-year-old

**N**EXT week AMATEUR WIRELESS is two years of age, and I am sure that every reader wishes it many happy returns.

What amazing changes these two years have seen. Those of you whose wireless career dates back to beyond 1923 will know what I mean, but to others who have come into the game since, it will come rather as a surprise if I give you, for instance, some of the prices which prevailed before AMATEUR WIRELESS existed to advertise the makers' goods. In front of me is a 1922 catalogue. Turning over its pages, I find that the cheapest valve listed, one of the R type, cost 22s. 6d., whilst a very ordinary looking affair marked "specially recommended" that ate .75 ampere at 4 volts was priced 35s. A grid leak and condenser ran you in for 8s. 6d. in those days, and even a fixed condenser without any leak meant 6s. 9d. The cheapest variable condenser, with a capacity of .0003 microfarad, cost £1 5s., whilst a good .001-microfarad condenser reduced your banking balance by £2 15s. If you wished to make your own you could obtain vanes at 3½d. apiece (apiece, mark you, not a dozen!), spacing washers at 2s. 6d. a dozen, and engraved scales at 3s. 6d. each. There was no low-frequency transformer under 25s. and not many at that figure.

Telephones ran to about £3 a pair on the average. I quote the following just to make you sit up: "Filament resistances designed for mounting on customers' own sets, circular ebonite knob with resistance under panel, price 12s. 6d." You could get a detector, quite a good one, for a guinea, and a potentiometer at the same price. Terminals were from 3s. 6d. to 6s. 6d. a dozen, and selector switch-arms could be obtained at the modest price of 2s. 9d. each. How would you like to buy ebonite knobs nowadays at 1s. 9d. a time?

Now perhaps you will realise that wireless was not exactly a poor man's hobby in those days and that very few of us went much farther than the crystal or the single valve. My first four-valve set cost me over £30 to build, and I could make the same thing nowadays complete with every accessory for about a third of that amount.

### What Did We Hear?

And when you had built your set, what did you find to listen to in those days which now seem so far off? Well, I suppose that the shipping traffic on 600 metres was our great stand-by, and most of us knew the characteristic notes of GNF, GLD, Grimsby, Ushant and Niton. Then if you were lucky enough to live in the

South of England you could actually obtain a certain amount of telephony at various times every day by tuning to 900 metres and listening for Croydon, Lympne and Le Bourget. How many people make much use of the air stations nowadays?

On Tuesday evenings—the one day in the week, by the way, on which I stayed in town and so could seldom use my set—actual broadcasting took place for about an hour from Writtle, the power used being, if I remember rightly, less than ½ kilowatt. How eagerly we used to tune him in and how we used to laugh over P. P. E.'s programmes, which were frequently a one-man stunt with never a dull moment from start to finish. If you were fortunate enough to possess some kind of gigantic inductance—most of us used loose couplers in those days and they ran rather to size—you could tune in FL on 2,600 metres, and receive French weather reports with an occasional concert during the afternoon. That is what we had to listen to, a little telephony and a lot of Morse signals—just that and nothing more. You may wonder why we were so keen about it.

### Our Great Stand-by ]

When I wrote "and nothing more" I was wrong, for I had forgotten for the moment our great stand-by in the evenings of that time. This was the amateur transmissions, to which we all listened in eagerly—far too eagerly for the liking of 2 Q M, 2 O D and others of the old stagers, who could frequently be heard saying: "Try another wave, old man (it was old man even in those days); I cannot hear a single word you say because some blithering fool is oscillating close by." The amateurs were always at it in the evenings, and on Sunday mornings you were pretty sure of picking up half a dozen of them if you tried round. Many of them used to put on quite good little concerts, sometimes using gramophone records (we welcomed even those at that time), and at others pressing their friends into service as instrumental or vocal performers. Yes, we found plenty of use for our sets, though you may now, having as much broadcasting as you can possibly want on tap, find it hard to believe this. There were not many of us—my own licence is No. 529—but we made up in enthusiasm what we lacked in numbers.

### The Difficulty

Our great trouble was, though this again you may find hard to believe, the lack of wireless literature. Such textbooks as there were looked very formidable if you opened them, for the first thing that met your eye on any page usually

an appalling collection of figures interspersed with the terrible signs that mathematicians use to make their meaning "clear." Nearly all these books either presupposed a good knowledge of wireless, or skated over the difficulties, probably because the author himself was just as much at sea as his reader when he came to certain points.

If you wanted an answer to such a simple question as "How shall I add a high-frequency valve to my set?" you simply could not find it, though you might find pages of complicated stuff dealing with the theory of high-frequency amplification. You could not, as you can now, go out and find an expert friend and lay your troubles all before him. Why not? Well, simply because experts, friendly or otherwise, were so very few and far between. In this town, for example, there were only two of us using wireless sets at that time, and neither knew of the other's existence until a wireless club was formed after broadcasting had begun.

A most crying need was for a wireless paper which would put things in a simple and a straightforward way and which would answer your questions when you were in real need of information. That is where AMATEUR WIRELESS came in, and when it first appeared in the early summer of 1922 there was such a rush for it that unless you had ordered your copy you might go round to half a dozen bookstalls before you got one. I believe that No. 1 of AMATEUR WIRELESS is now worth quite a lot of money, for there are comparatively few copies of it in existence. With the exception of the institution of broadcasting itself, nothing has done so much to advance the greatest of all hobbies as the wireless paper written in plain language and suited to the requirements of the man in the street. It encouraged the formation of wireless clubs, where he could meet others and discuss his problems with them; it gave him simple, informative articles which helped him to increase his knowledge; it answered his questions; and, last but not least, it placed him in touch with firms who could supply the goods he wanted, and by helping them to increase their sales enabled them to reduce their prices without altering the quality of their products.

Within quite a few weeks valves were down to 17s. 6d. and 15s., variable condensers could be bought for well under a sovereign, and other components, all good, were becoming available at reasonable prices. This alone gave a tremendous impetus to the movement, for it enabled experimenters to use more ambitious sets and to investigate more complicated circuits.



## On Your Wavelength! (continued)

### Spain at Last!

I told you a week or two ago that, though my intentions at the time were excellent, I clean forgot to tune in the "splash" transmission from Madrid, when the Prime Minister and other notabilities were speaking to signalise the opening of the Spanish station. This omission has since been rectified, and Madrid has been entered into my log as one of the foreign stations captured. He is working now on Sunday evenings from 6 p.m. onwards on a wavelength which comes between Birmingham's and Aberdeen's. There is therefore a certain amount of spark interference, but Sunday luckily is not quite so bad in that respect as other days.

If you have one stage of high-frequency amplification or a really efficient single-valve set you will probably pick him up without difficulty by tuning in 5 IT and then going just a little higher up the scale. Of course, if Birmingham comes in rather strongly with you, you may have a little difficulty in getting rid of him, for actually the Spanish wavelength is only 5 metres above him. Should this be so, try during one of the intervals or, better still, before 5 IT begins his evening programme, obtaining the proper setting by tuning in Birmingham's afternoon transmission and then increasing a little upon that.

There are quite a lot of other little stations springing up on all wavelengths between 350 and 500 metres. When you are searching round you are often quite surprised to pick up a transmission at a setting which does not belong to any of our own stations. For a moment you think that something must have gone wrong with your tuning or with the wavelength of the transmission. But then you listen for a few moments and catch a word or two in German, French, Danish or Swedish and realise that you are in contact with one of the new-comers.

### The Amateurs

5 Q M (Hastings) and 5 Q V (Clacton-on-Sea) appear to work telephony quite easily between them. I recently heard 5 Q M call 5 Q V on speech; the latter station answered promptly, and communication was at once established. 2 P X recently transmitted a whole broadcast programme from six o'clock until eight o'clock, and very nice it was. There was, however, a certain amount of resonance on the higher scale of frequencies. The transmission was carried out on a wavelength of about 180 metres.

Who is the mysterious GLP who nightly and regularly transmits "vics" and that call sign on a wavelength of 200 metres for an hour or more at a stretch? Night after night I hear him, but never once have I heard a coherent message

leave his key and, strange to say, he ceases immediately before broadcasting finishes.

Also, who is 2 WITU, who recently jammed 2 LO with flatly-tuned spark?

5 J X is reported to have been received in Canada by 1 DD. He was using a Mullard 0/20 valve at the time. This speaks well for this little valve, of which I have some knowledge. I am not certain,

arranged the programme with the help of the Spencer Dyke Quartet party, included the Sonata for violin and piano by Mr. F. Bennecke Hart, director of the Albert Street Conservatorium, Melbourne. He is the composer also of several operas which have been performed in Australia, as well as many orchestral suites.

### Sullivan at Last

Considering that the season at the Princes Theatre for Gilbert and Sullivan operas has had to be extended, I can imagine that every phone was in request on Saturday night for the first Sullivan night at 2 LO. The popular overtures of *The Yeoman of the Guard*, *The Mikado* and *Ivanhoe* were included in the scheme. The latter contains some of Sullivan's most beautiful arias, and the work is one that would give enjoyment to opera-goers.

### Symphony Music

Next to Saint-Saëns in depicting legends musically, comes the Belgian composer Cesar Franck, and included in the last Symphony Concert of the season at Manchester was *Le Chasseur Maudit*. The tale of the accursed huntsman is one of the most dramatic tales of Burger, and relates how an ancient count of the Rhine refused to be baulked of his daily hunt on the Sabbath. Breaking in on the joyous pealing of the bells and the hymns of the villagers sounded the "Tally ho, tally ho" of the count. Over fields and valleys he disturbed the peace and, cursing at the Church for venturing to plead with him, sweeps on his way. Suddenly silence falls, his horse stops short, his horn refuses to sound. A voice tells him that he shall be hunted for ever by the hordes of hell. Flames spring up, and the count and his steed take flight, maddened with fear, but in vain, for all time now he rides pursued by the demons by night and by day. Listen again to the work and note how faithfully and vividly the composer has interwoven the story and the music.

### Poets and Their Works

There is no doubt a wide public for poetry, and of considerable interest has been the broadcasting of poems by such known writers as John Drinkwater, Alfred Noyes and John Masefield. I think the public deserve also to hear the nation's real poet, Rudyard Kipling, "in the voice." There is such an immense scope in his works for humour, pathos, sentiment and sound common sense, too. He is known to many only by his "Recessional," "If," or "The Absent-minded Beggar," but did they but hear some of his poems in "The Seven Seas" or "Five Nations" they would realise better his abnormal powers. "McAndrew's Hymn" in these days of iron and steel will take a great deal of beating.

THERMION.

## Next Week's Broadcasting

May 25—31

### Items Simultaneously Broadcast \*

Sunday. Time Signal.  
Monday. B.B.C. Literary Critic. The Savoy Bands.  
Tuesday. Capt. P. P. Eckersley. Act III of *Rosenkavalier*.  
Wednesday. Royal Horticultural Society Talk.  
Thursday. B.B.C. Music Critic. Speeches from Dinner of the National Institute of Industrial Psychology. The Savoy Bands.  
Friday. Prof. A. J. Ireland.  
Saturday. The Savoy Bands.

\* Except where otherwise stated, all items simultaneously broadcast originate from the London studio.

### London (2 LO)

Sunday. The Luton Red Cross Silver Prize Band. The Rev. T. Carter. De Groot and the Piccadilly Orchestra.  
Monday. Chamber Music Evening.  
Tuesday. Shakespeare Night.  
Wednesday. Popular Programme.  
Thursday. Operatic Night.  
Friday. Miscellaneous Popular Programme.  
Saturday. Massed Bands from Wembley.

but I believe that 5 J X is the first to get across with such a low-power valve (20 watts).

I recently heard 2 K T bemoaning the fact that he had called six stations on Morse and could get no reply. I sympathise with him, for the antipathy of many amateur stations to the key leads one to think that the usefulness of C.W. is likely to be lost sight of in the rush to use telephony.


### Empire Music

It was an excellent idea on the part of 2 LO to devote an hour to Australian chamber music, thus seeking to bind the Empire closer by links of art as well as by commerce; and prefixed as it was by the address of the Rt. Hon. Sir Joseph Cook, G.C.M.G., High Commissioner for Australia, their object was ensured. The works chosen by Mr. Philip Wilson, who

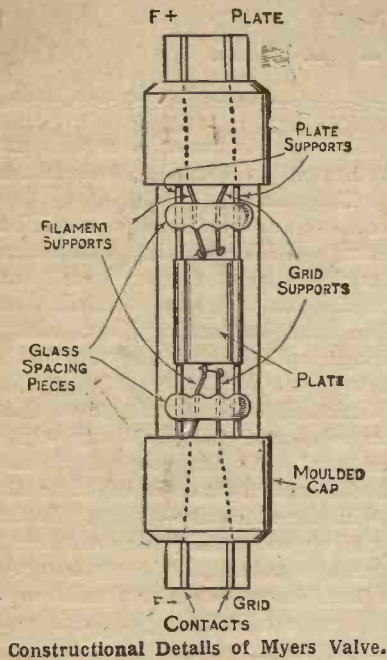


## A VALVE OF ORIGINAL DESIGN

### SOME TESTS OF THE MYERS VALVE



Photograph of Myers Valve.



Constructional Details of Myers Valve.

placed upon the set and was found to be doing business as usual. This was a very severe trial, but I then went one better by throwing it right across the room, its journey through the air before it landed on the floor being at least 10 ft. The valve was absolutely undamaged by this kind of brutal treatment. The maker's claim that the valve is practically unbreakable would seem to be amply justified, for I would not have cared to do the same kind of thing with any other type of valve.

This valve will not fit an ordinary holder, but it is intended to be mounted flat upon the panel either above or below it in a special set of clips. Four of these with necessary screws and nuts, as well as a drilling template, are given with each valve. It is quite possible to make an adaptor to enable the valve to fit into a four-pin holder, but it is not advisable to do so, for if it is mounted in this way its anti-capacity qualities must be to a great extent neutralised. The valve is particularly suitable for mounting in portable sets, heterodyne wavemeters and so on, partly owing to its robustness and partly because it occupies so little space. It measures over all just under  $3\frac{1}{2}$  in., and the diameter of the caps is only  $\frac{1}{8}$  in.

#### Types

The Myers valve is made in two types. There is first of all the high-voltage pattern, which requires 5 volts and consumes .25 ampere. Secondly, there is the dull-emitter designed to work on  $2\frac{1}{2}$  volts and to consume  $\frac{1}{4}$  ampere of current. With the bright-emitter Myers valve both the voltage and current consumption given by the makers were found to give good work. But the dull-emitter seems to vary a little in its requirements. Three of the latter were tried, one of which needed 3 volts before it would function satisfactorily, whilst the other two did well at a considerably lower filament potential.

The vacuum in both types of Myers valve is particularly hard, and grid current was found to be very small indeed. The grid-volts anode-current readings obtained with various plate potentials from 15 to 150 were exceedingly satisfactory. At medium voltage curves were obtained which gave good promise of satisfactory performances as a rectifier, whilst with 150 volts upon the plate the curve was steep and straight, being, in fact, just what one would look for in a low-frequency amplifier.

#### H.F. Amplification

The valve, however, excels, largely owing to its low capacity, as a high-frequency amplifier for short-wave work. Here the results obtained in actual tests upon the set were very good indeed. Though the set was easy to control, the valves can be made to oscillate when required even with very small plate voltages. As a rectifier the valve was found to be distinctly good, whilst as a low-frequency amplifier it gave very pure reception with a marked absence of distortion.

#### L.F. Amplification

The amplification on the low-frequency side of the set was not perhaps so great as that which can be obtained with some valves, but the purity of the reception left nothing to be desired. It should be noted that these valves will stand up to 300 volts upon the plate. If, therefore, extra high tension up to this amount had been available very great amplification at audio-frequency would have been obtained, a large amount of negative bias being applied to the grid.

The Myers valve, both bright- and dull-emitter, is a strong and well-made component which can be recommended with confidence. One use for it will doubtless occur to those who, like myself, have boys who are wireless enthusiasts. The ordinary valve is apt to be rather short lived in their hands, but the Myers would, I feel sure, withstand the rough handling that it is likely to experience in a boy's hands without suffering.

J. H. R.

It is refreshing to come across a wireless valve of entirely original design. The Myers valve is made on lines which, so far as I am aware, are quite different from those of any other valve which has been placed upon the market. It is difficult to get a photograph which shows the details clearly, since a magnesium "getter" is used to clean up the vacuum and the glass opposite one side of the plate is rendered opaque by a metallic deposit.

#### Construction

The drawing will make the construction of the valve quite plain. The plate is held rigidly in position by two parallel rods of stout gauge, which are sealed into glass spacing pieces. Inside it is the grid, which is again supported by two rods, and the filament runs within the grid between a further pair of supports. Plate, grid and filament are securely fixed to the bulb by two supports sealed into the glass at each end. The bulb, which is of very thick glass, has two caps of stout moulded insulating material through which the contacts run. One of the caps is coloured red and the other black. The former contains the plate and filament positive contacts, the latter is for grid and filament negative. Examination of the drawing will show that its design reduces valve capacity to the minimum, since plate and grid leads come out at opposite sides of the valve and both are kept well away from the filament contacts.

#### Strength

Another feature of the valve is its strength. As a test during writing this article one of these valves was taken and deliberately thrown on to the floor. The distance which the valve fell on to a thin carpet was about  $3\frac{1}{2}$  ft. It was then

It is suggested that listening-in with the phones is likely to develop the sense of hearing.



# MATTING YOUR EBONITE

WHEN ebonite is bought it usually has a shiny surface, and it is surprising to note what a number of experimenters mount their components straight on to this surface, which, although it may look nice, is detrimental to real efficiency. In many cases it would be just as well to use a piece of hard wood as this ebonite. The writer has found that with a 60-volt high-tension battery there has been a leak of nearly 2 milliamps between the H.T. terminals spaced 1½ in. apart on a piece of unmatted ebonite. The reason for this is that in manufacture the sheets are clamped between steel plates to harden, and as a result minute particles of steel on the surface of the plates are transferred to the ebonite.

For those who desire a polished surface on their ebonite there are several firms who supply it with a very highly finished surface. If this is bought from a reputable firm this ebonite is quite ready for immediate use, because after manufacture the surface has been matted and afterwards

repolished. Ebonite can also be bought with a matt finish. The repolished ebonite, owing to the greater amount of labour involved in its production, is naturally dearer than the ordinary kind.

If a matt surface only is required, this

**NEXT WEEK**  
**"CRYSTAL SET FOR**  
**THE INDOOR**  
**AERIAL"**

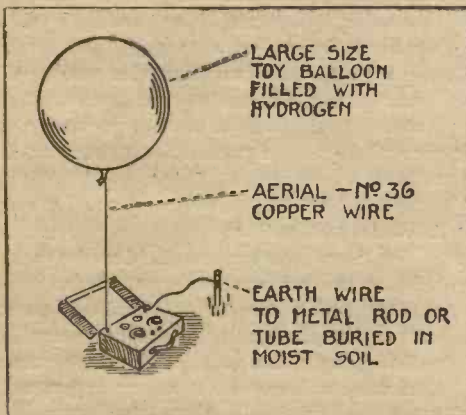
can be obtained very effectively by using valve-grinding paste, which can be obtained at garages. It is usually supplied in small tins containing coarse and fine grades. The best way is to rub the granules into the ebonite with a piece of hard wood with a circular motion. After the fine grade has been applied in the same

way the ebonite is rubbed over with petrol or methylated spirit and a dead matt surface will result.

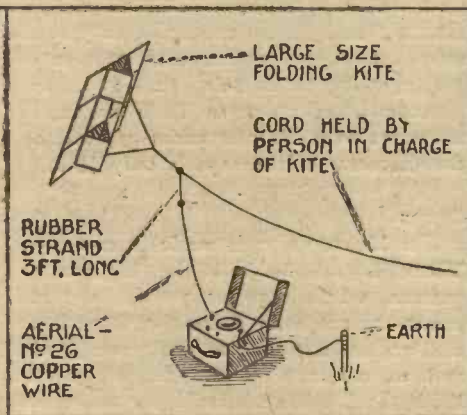
For those who prefer a polish finish it is better to do the matting with different grades of sandpaper, starting with a coarse grade and finishing up with the finest. The best and easiest way is to back the sandpaper with a flat piece of cork about 5 in. by 3 in. by 1½ in. Always rub in one direction, either from side to side or corner to corner. Keep rubbing with the coarse until all the original polish is removed, then continue in the same direction with the successive grades. To finish off, rub a good quality oil well into the surface and polish with a clean rag.

In both cases the underneath of the panel can be rubbed roughly with coarse-grade sandpaper with a circular motion. Particular care should be taken to rub around holes for terminals, valve legs, etc., and to further minimise leakage small circles can be cut around each hole on the under side of the panel. G. SPIERS.

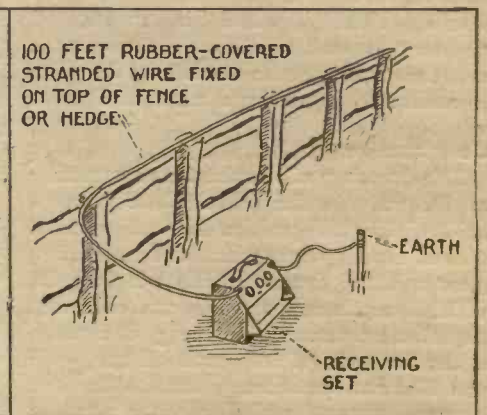
## AERIALS FOR PORTABLE SETS



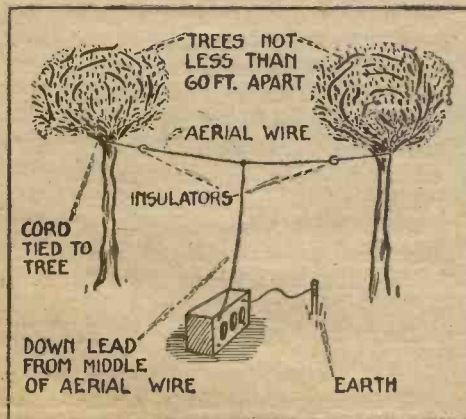
A toy balloon makes a simple aerial elevator on a still day.



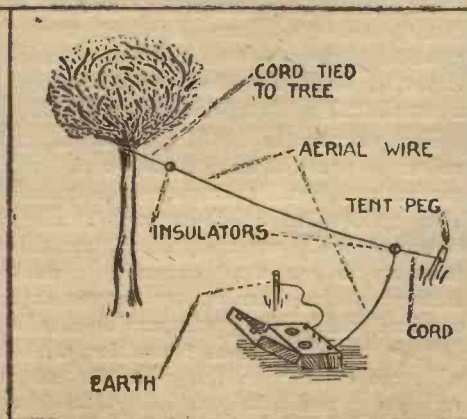
A kite may be used if the wind is blowing.



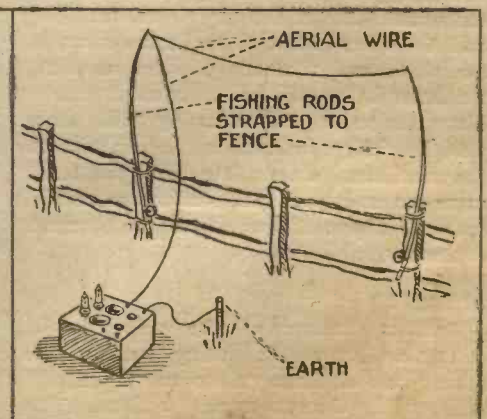
Insulated stranded wire laid on the top of a fence or hedge answers well.



Trees may be used if the enthusiast can climb.




If only one tree is available a long single wire may be used.



On a fishing expedition you may make use of a couple of rods.





Tangent Concert Coils.


### The Tangent Coils

TANGENT coils are made by Gent and Co., of 25, Victoria Street, London, whose excellent components are well known to the majority of wireless men. Those tested were the concert series of four coils, Nos. 25, 35, 50 and 75. These, if used as A.T.I. with a .001 condenser in parallel, have a wavelength range from 250 to 1,100 metres. But the series is so arranged that the coils provide suitable primary, secondary, tuned-anode and reaction coils to cover the broadcast band. These inductances are both neatly and solidly made, the windings being supported by a stout ring-shaped former of moulded insulating material  $2\frac{1}{2}$  in. in diameter. The base containing a plug and socket is attached to this by a brass strip which makes the connection between the two as solid as could be wished for. These are single-layer coils, the windings being of stout wire; they are laced with twine to prevent their coming apart. They are very strong little coils which cannot possibly be broken unless a deliberate attempt is made to do so. For broadcast reception they are thoroughly efficient; in actual test the B.B.C. stations as well as L'Ecole Supérieure and Brussels were received at good loud-speaker strength, and the set was easy to handle. Those who go in chiefly for broadcast reception will find that a set of Tangent coils meets their requirements in every case.

### The Magnum Tapped Coils

The Magnum tapped coils are made by Messrs. Burne Jones and Co. These are single-layer inductances, from whose windings tappings are taken to five studs, with which a selector switch makes contact. A coil of this type is most useful, especially for the A.T.I., for it allows the set to cover a very wide range of wavelengths without any change being made in the coil. These coils are made in two sizes, the first tuning from 180 to 1,000 metres and the second from 600 to 2,600 metres if a series-parallel switch is used. They are also most handy for use with tuned-anodes. In this case the smaller coil, with a .0003 condenser in parallel, will tune from about 200 to 1,500 metres. In spite of the dead ends which must occur with any type of

## COMPONENTS YOU CAN RELY UPON INDUCTANCE COILS.—III




Magnum Tapped Coil.

tapped inductance the Magnum is a very efficient coil which can be recommended with every confidence. It is soundly constructed, robust and good-looking. Its diameter is 4 in., and height over all, including plugs,  $5\frac{1}{2}$  in.

### The Gambrell Inductances

The Gambrell coils have some special features which are well worth the attention of the amateur. To begin with, all of them, no matter what their wavelength may be, are of the same size. They are 5 in. in height over all,  $3\frac{7}{8}$  in. across, and the width of the windings is  $\frac{7}{8}$  in. This means that any pair of inductances placed in the two-coil stand will be concentric, an obvious advantage from the point of



Gambrell Inductances on Stand.

view of coupling. The self-capacity of these coils is remarkably low. For short-wave coils tuning up to about 600 metres it in no case exceeds .00004 microfarad, which is perhaps as near an approach to perfection in this respect as we are likely to see. Even in the big coils such as the "J" size, which will tune up to 24,000 metres, the distributed capacity is only .000021 microfarad. By making all their coils of the same size Messrs. Gambrell have been able to make them equally efficient upon all wavelengths. In the small coils which have only a few turns of wire the air space between the turns is very large indeed. Now short wave-

lengths mean high frequencies, and the higher the frequency the greater are the capacities which are likely to occur in a coil. In the Gambrell inductances the size of the air spacings increases with the frequency with which they are constructed to deal. Hence even on the shortest waves losses are cut down to something that is to all intents and purposes negligible. A further feature is the very large wavelength range covered by each of these coils. This, besides saving one the trouble of making frequent changes in the inductances when transmissions on different wavelengths are being picked up, means that much smaller condensers can be used in parallel, so that the damping effects of added capacity are kept down. With a .00065 A.T.C. and the average amateur aerial the Gambrell "A" coil will tune from 325 to 510 metres, thus covering all the broadcast wavelengths.

### Gambrell Coil Tests

The "C" coil used as secondary with a parallel condenser of only .00025 microfarad, which is half the size of that generally employed, tunes from 240 to 610 metres. Practical tests of these coils were conducted first with one valve only and secondly with a five-valve set (two H.F., detector and two L.F.). The set in use was first tuned to a transmission of moderate strength, a set of basket inductances of good average efficiency being used. The coils under test were then substituted and any difference in signal strength was noted. With the single-valve set an attempt was next made with its own inductances to tune in a very weak transmission with the help of a wavemeter. The test coils were then placed in the holders and the attempt was renewed.

With the Gambrell coils results were extremely satisfactory, a distinct increase in signal strength being noted upon the Birmingham transmission which was used for the moderate strength test. With its own coils the single-valve set could not pick up L'Ecole Supérieure, but with the Gambrell coils in use this station was tuned in. On the large set it was found that whilst there was no appreciable increase in strength upon good signals the

(Concluded in third column of page 642)





**RULES.**—Please write distinctly and keep to the point. We reply promptly by post. Please give all necessary details. Ask one question at a time to ensure a prompt reply, and please put sketches, lay-outs, diagrams, etc., on separate sheets containing your name and address. Always send stamped, addressed envelope and Coupon (p. 633.)

#### Wavelength of Aerial

**Q.**—How can I calculate the wavelength of my aerial?—T. C. L. (Southampton).

**A.**—As in all wavelength calculations, the value will depend upon the inductance and capacity of the circuit, which in this case is the aerial circuit. This includes the aerial, lead-in, and earth lead. The actual value of capacity of an aerial is very difficult to calculate, and many things have to be taken into consideration. For instance, the capacity will depend upon the number of wires in the aerial, the length of the aerial, height from the ground, presence of conducting

bodies (trees, buildings, metal-work, etc.). Unless an absolute precision measurement is required, it can be taken for all ordinary purposes that the wavelength of an aerial is four times its length in metres.—B.

#### Audio- and Radio-frequency Amplification

**Q.**—What is the difference between audio- and radio-frequency amplification?—B. H. N. (London, N.).

**A.**—Audio-frequency amplification implies that amplification is made at frequencies within audible limits, which means that the signal is magnified after it has been rectified into audible form by a detector valve or crystal. Radio-frequency amplification means that the signals are amplified while they are still at the same frequency as when they arrive at the aerial. In this case the amplitude of the incoming waves is increased before they are passed to the detector for rectification into audible sounds.—P.

#### Valve for Flewelling

**Q.**—What type of valve do you advise for use with the Flewelling receiver?—R. H. M. (Burton-on-Trent).

**A.**—Almost any type of valve is suitable, with correct adjustment of the variable grid leak, but perhaps for best results a hard valve is to be preferred.—B.

#### Receiver Connected to Two Aerials

**Q.**—Would any advantage be obtained by connecting my receiver to two different aerials at the same time?—J. M. W. (Glasgow).

**A.**—An advantage would be gained by doing this if the two aerials were of exactly the same length and the same height from the ground, parallel, and were situated at least 6 ft. apart from each other. On the other hand, if the aerials were not exactly the same, it would come to the same thing as taking the lead-in from the aerial at a point somewhere remote from the centre. In such a case, the two portions of the aerial would have different natural wavelengths, and the result would be a weakening of signals.—P.

#### Best One-valve Circuit

**Q.**—Out of the following circuits, using one-valve, which is the best: Flewelling, Reinartz, or super-regenerative? Which is the most selective, and which the easiest to handle?—W. M. C. (Dover).

**A.**—The super-regenerative circuit will give londest signals, followed by the Flewelling, and lastly the Reinartz. The most selective of the three is probably the Flewelling, if its aerial tuning condenser is connected in series, while with regard to ease of handling there is very little to choose between the Reinartz and the Flewelling. What little advantage there is would be in favour of the Flewelling.—B.

#### Simplifying Three-coil Tuning

**Q.**—I am using the three-coil tuning system consisting of a three-coil holder containing the aerial coil, secondary coil and reaction coil, and find this arrangement very hard to tune. Can I obtain good results by simplifying the tuning in some way?—B. F. D. (Bath).

**A.**—There are, of course, several different adjustments to make when using the three-coil system, which has a variable condenser in the aerial circuit and also a condenser across the closed circuit inductance. You may omit the aerial-tuning condenser if the aerial coil alone, in conjunction with the aerial, tunes approximately to the station you want to receive. This will simplify tuning to the extent of having one condenser less to adjust.—B.

#### Shielding Receiver with Lead-foil

**Q.**—If I encase my receiver in lead-foil and earth it, will it make signals weaker?—C. M. (Watford).

**A.**—It may do so if certain precautions are not taken. For instance, if the aerial tuning inductance is mounted near the lead-foil, if the reaction coil is near the lead-foil, or if the top plate of the variable condenser is touching the foil. If the top plate of the condenser is on the earth side of the circuit, this last point does not arise. All wiring should be kept well away from the lead-foil lining. If these points are attended to there is no reason why you should suffer a reduction in signal strength; on the contrary, circuits of the super-regenerative type benefit very much by being suitably shielded.—B.

#### "COMPONENTS YOU CAN RELY UPON" (Continued from page 641)

set was distinctly easier to handle, there being a smaller tendency to fall into self-oscillation even when both anodes were closely tuned. Perhaps the most surprising feat of all was that Manchester, whose signals are always very weak at my station—I live thirty miles north-west of London—was picked up at quite respectable loud-speaker strength, a feat which I have never before accomplished. With coils "A" and "C" placed in the Gambrell two-coil stand shown in the photograph it was found possible to separate Manchester from 2 LO even whilst the latter was working, though the wavelength difference is only ten metres. I can thoroughly recommend the Gambrell coils as being sound and efficient components which will do good work upon any set.

#### Conclusion


The tests brought out that the well-made inductance coil of to-day is a very great advance upon those which were obtainable only a few years ago. It is compact and robust, and the signal strength obtainable with it is distinctly greater than with coils of the basket type. The amateur who is about to invest in a set of coils will find that he obtains just what he wants for easy, efficient working if he provides himself with any of the types the tests of which have been described above. J. H. R.

## AN AMATEUR SET DE LUXE




The photograph shows a three-valve set constructed by Mr. F. W. Thomas, of Southfields, S.W. Anything from a crystal to three valves can be used at will. Tuning arrangements allow for wavelengths varying from 150 to 2,800 metres. All the B.B.C. stations are received at loud-speaker strength without distortion. With all the cabinet doors closed the set makes a very fine piece of furniture. With the exception of the condensers and filament resistances, practically everything was home-made. Only 4 volts L.T. and 36 volts H.T. are used by Mr. Thomas. The dimensions of the cabinet are 2 ft. 6 in. square by 5 ft. 6 in. high.






The Receiver Open for Use



Back of Receiver



Inside View showing Components.

# MAKING A ONE-VALVE PORTABLE RECEIVER

**E**XCELLENT headphone reception using quite a small aerial is obtainable with the self-contained one-valve portable set described below. The circuit employed, while giving good results providing reaction is not pushed too near the oscillation point, is—in common with all reaction circuits—capable of energising the aerial if improperly used; due care should therefore be taken in using the instrument not to cause the set to oscillate.

The complete receiver, apart from aerial and headphones, is built in the case of an ex-W.D. three-valve amplifier, but readers who cannot obtain such a case may quite easily make a suitable box.

### Tuning

Tuning is carried out, as will be seen in the circuit diagram Fig. 1, by means of a tapped variometer, the stator of which consists of 90 turns of No. 26 d.c.c. wire wound on a shellacked cardboard cylinder 3 in. in diameter by 4 in. long, a tapping being taken at every fifteenth turn and led to a contact stud of the switch arm.

The rotor, which is arranged with its spindle between the fifteenth and six-



The Receiver Closed for Carrying.

teenth turns of the stator winding, consists of a shellacked cardboard tube 2 in. in diameter by 1½ in. long wound with 30 turns of No. 26 d.c.c. wire.

### The Valve

Any type of .06-ampere valve may be used; that incorporated in the writer's set is a DE<sub>3</sub> and has proved quite satisfactory.

Suitable filament control is given by a "Microstat" filament resistance which, besides being very compact, allows of the gradual switching on of the filament current as recommended by makers of this type of valve. A further refinement which was found an advantage is the fitting of a small extension arm to the rheostat-control knob, thus enabling very fine adjustment to be made.

### Batteries

Both low- and high-

tension current supply is obtained from ordinary 4½-volt flashlamp batteries, which besides being cheap are obtainable even in the most out-of-the-way places—a matter which will be found of convenience when using the set away from home.

Five flashlamp batteries connected up in parallel suffice for the L.T. current supply, and provided good-quality batteries are purchased quite a considerable number of hours of burning using the single .06-ampere valve will be obtained.

The H.T. battery consists of nine flashlamp batteries connected up in series; these give a total voltage of approximately 40. In order to bind the individual 4½-volt batteries securely together, two broad elastic bands are placed round the whole block, one near the top and the other near the base of the cells.

### Condensers

Two small fixed condensers, which must be of good-quality (mica-insulated type), are used in the receiver, one of .0005 microfarad and the other—the grid condenser—of .0003 microfarad; this is used in conjunction with a grid leak of approximately 1 megohm.

*Concluded on page 647)*

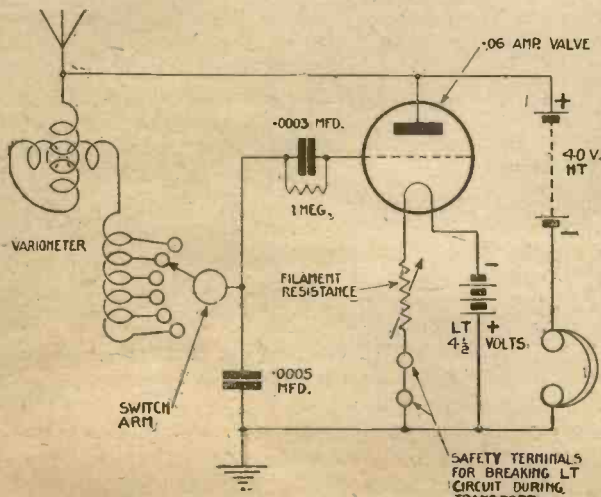


Fig. 1.—Circuit Diagram.

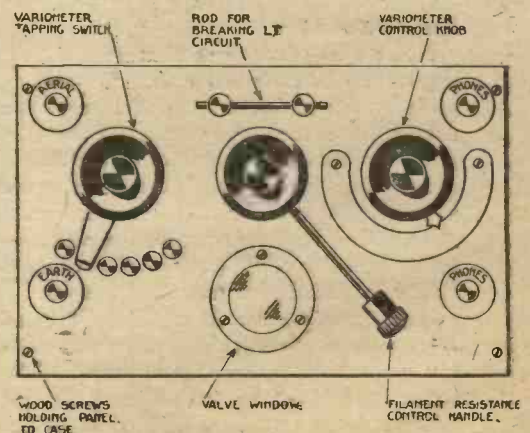


Fig. 2.—Arrangement of Panel.



# THE VA SWITCH

series-parallel switch, which consists of two separate arms attached to an ebonite knob and eight studs. The condenser is shown in series; when the arms are moved round to the other four studs it is then placed in shunt with the coil. In this case it may be more correct to say that the coil is placed in series or shunt with the condenser. This type of switch is now

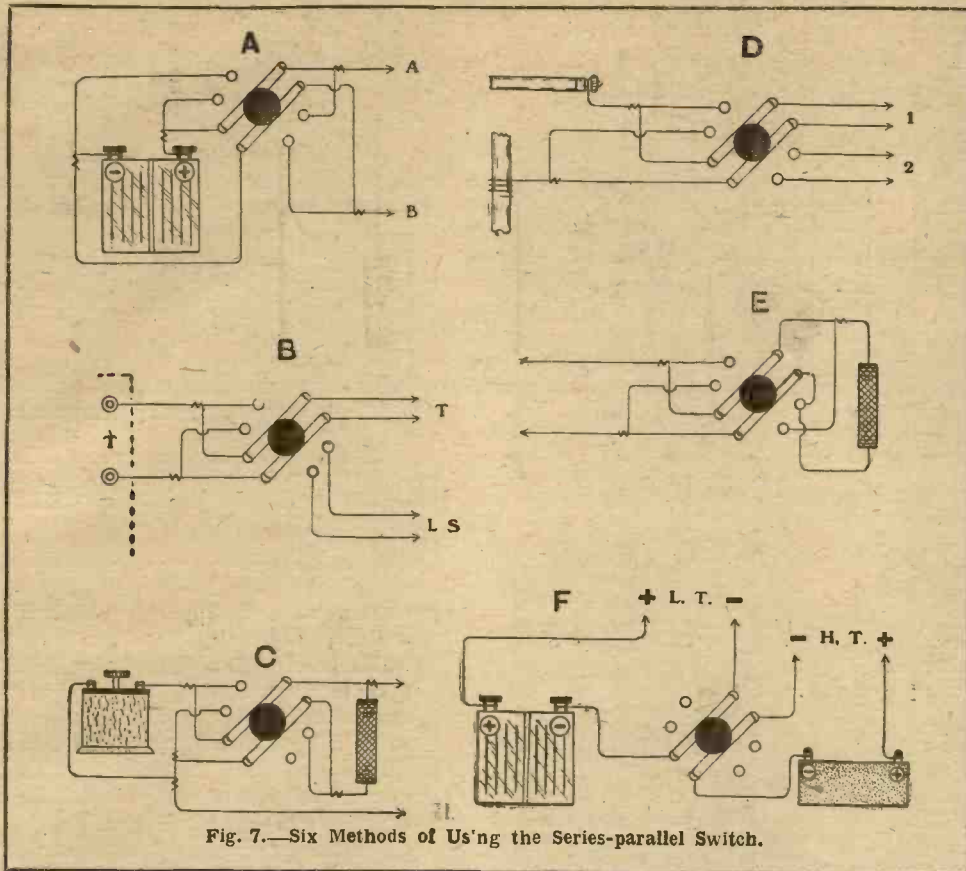


Fig. 7.—Six Methods of Us'ng the Series-parallel Switch.

TO describe the uses of all the different types of switches used in wireless circuits would necessitate writing a complete book on the subject. It is intended, therefore, in this article only to deal with those systems which are most commonly used. In some circles it is considered bad practice to employ too many switches in a circuit, owing to the capacity effects caused by the exposed metal fittings, but if a switch is properly designed there is no reason why we should not employ as many as may be convenient. Unfortunately these remarks do not apply to plugs and jacks, for however well these may be designed, the contact strips are essentially placed very close together, with the resultant production of undesirable capacity effects.

### Simple Switches


Fig. 1 shows how to connect up a simple single-pole double-throw or "two-way" knife switch to function as a change-over device from aerial to earth. A double-throw or two-way switch is essentially a change-over switch, and the double-pole double-throw knife switch shown in Fig. 2 is a decided improvement on the arrangement shown in Fig. 1, since it permits a more complete break from the receiver.

Figs. 3 to 5 show three different types of series-parallel switches, which are arranged to conveniently place the A.T.C. either in shunt or in series with the primary tuning coil. The first is an ex-

tremely simple affair, consisting of two arms and three studs, mounted on a small insulated base, or direct on the panel of the receiver. The setting shown indicates that the condenser is in series with the coil, and when the lower arm engages the lower stud, and the upper arm the centre stud, then the condenser is in shunt with the coil.

In Fig. 4 the ordinary double-pole double-throw knife switch is used, the condenser being in series when the arms engage the clips 1 and in shunt when engaging clips 2.

Fig. 5 shows the most common type of



The photographs show the "A.W." Nos. 94, 95 and 96. In this instrument Messrs. Peto-Scott, Ltd., 64, High Holborn, London, W.C.1, have made of the possibilities of switching, in this article. All the components may be

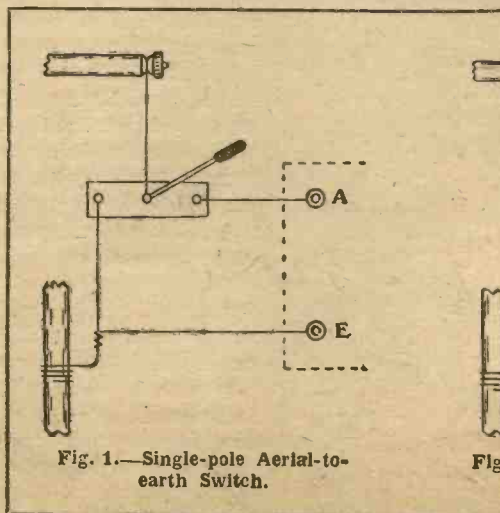


Fig. 1.—Single-pole Aerial-to-earth Switch.

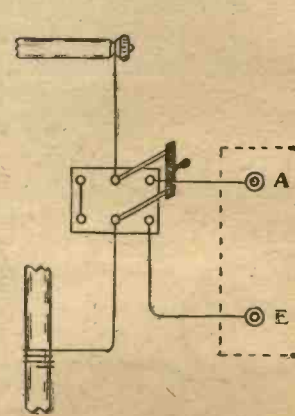


Fig. 2.—Double-pole Aerial-to-earth Switch.





Fig. 3  
Figs. 3 to 5.



# VALUE OF SWITCHING

very popular, and a few other examples of its use are given to the left.

Fig. 6 gives a general idea of the arrangement of a tune-stand-by switch, the leads A and E being those from the primary tuning circuit, RR representing the leads to the receiver. It will be seen that when the switch arms engage the clips 1, the secondary or closed circuit is



All-station Receiver, fully described in *Electronics*, which was specially constructed by *W.C. Horn*, extensive use has been made of it, including many that are dealt with in *Electronics* obtained from the above firm.

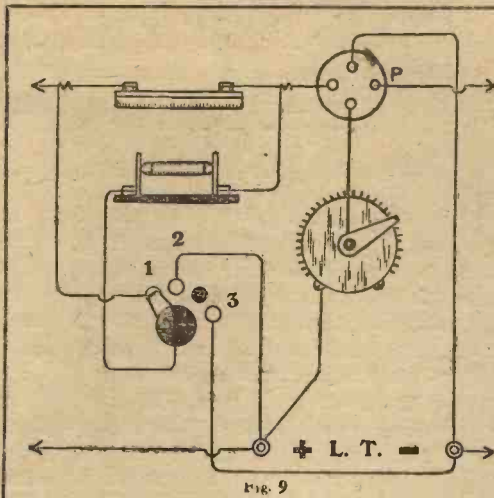


Fig. 9

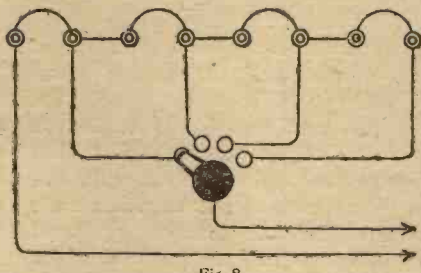


Fig. 8

Figs. 8 and 9.—Two Examples of the Uses of Multi-point Switches.

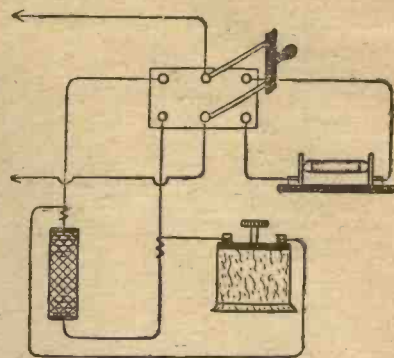


Fig. 10.—Switching Arrangements for Tuned-anode to Resistance-capacity Coupling.

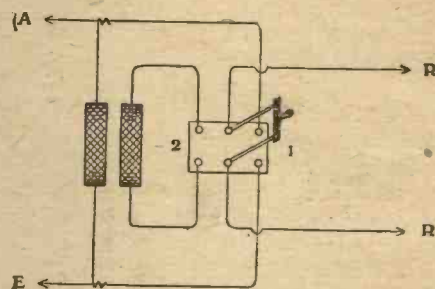


Fig. 6.—Arrangement of Tune-stand-by Switch.

entirely cut out, thus making it possible to tune in by using the primary circuit only. This is an advantage when rapidly searching for signals. When the signals have been roughly tuned in, the closed circuit is then cut in by throwing the arms over to clips 2. It is also an advantage to arrange reaction coils this way.

Fig. 7 depicts a few different methods of employing the series-parallel switch described in Fig. 5. In diagram A it is arranged to reverse the current of a battery, the setting shown indicating that A is the positive and B the negative lead. When the arms engage the other four

studs, B is positive and A is negative. Diagram B shows the switch wired up to effect a quick change over from phones to loud-speaker and vice versa. The same wiring will also apply where it is desired to switch over the telephones from one receiver to another, or to quickly change over to a spare accumulator. Diagram C shows how it may be arranged to place the *secondary* tuning coil either in series or shunt with the usual .0005-microfarad variable condenser; in diagram D it is employed to change over the aerial and earth from one tuner to another.

### Reaction

Reversing the direction of a reaction coil is most conveniently accomplished by the method shown at E. In this case the switch arms may also be placed in a midway position so as to engage the two centre studs on each side; the coil is then short-circuited and thus cut out of circuit. The setting shown indicates that the current may be flowing in a clockwise direction, and when the arms engage the other two pairs of studs the current flows in an anti-clockwise direction. Diagram F shows how to connect up the switch in order to effect the simultaneous switching of the H.T. and L.T. batteries.

The uses of the ordinary multiple or multi-point switch are almost unlimited. Examples are given in Figs. 8 and 9. In Fig. 8 any number of phones may be connected up by providing a corresponding

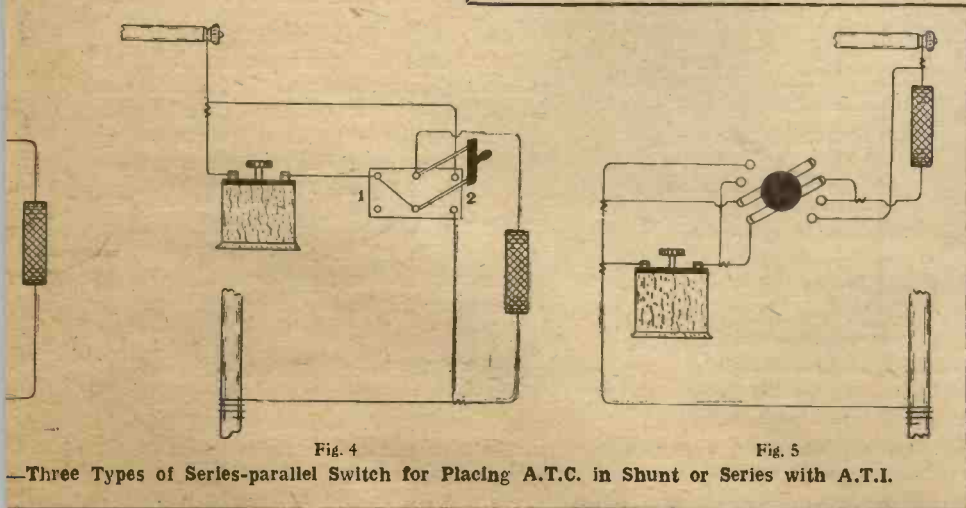


Fig. 4

Fig. 5

—Three Types of Series-parallel Switch for Placing A.T.C. in Shunt or Series with A.T.I.



number of studs and a switch arm wired up as shown. A loud-speaker may also be included in the same circuit providing its resistance coincides with that of the telephones.

In Fig. 9 we employ a four-point multiple switch, having one blank stud, to conveniently effect the selective arrangement of the grid leak. The setting shown indicates that the leak is in shunt with the grid condenser. When the arm engages stud No. 2 it is placed in series with the grid and L.T. positive, and thus the grid is given a positive potential. When adjusted to stud No. 3 the grid is given a negative potential. Where an enthusiast intends doing a little experimenting, this switch is a very useful addition to his set. The blank stud, which is placed between the second and third "live" studs, prevents the L.T. battery from being momentarily short-circuited every time an adjustment is made from positive to negative. For the same reason blank studs should always be provided between the live studs of a multiple switch used on a high-tension battery unit made up from pocket-lamp cells.

Fig. 10 shows a double-pole double-throw knife switch wired up to effect a quick change over from the tuned-anode coupling used on short and medium wavelengths to the resistance-capacity coupling used on long wavelengths. It should be remembered that when using the latter method the value of the H.T. battery should be increased by about 50 per cent.

O. J. R.

(To be continued)

Ask "A.W" for List of Technical Books

# EMPIRE DAY BROADCASTING

It is to be expected that the B.B.C. would make special efforts to produce a fitting programme for broadcasting on Empire Day, and that they have done so listeners will be able to judge for themselves on Saturday, May 24. "A Commonwealth of Nations" is the title of the entertainment that will begin at 7.30 p.m. It is a "Seaview in Seven Episodes," distinctly original both in conception and treatment. The programme will be broadcast from 2 L O and relayed to all other stations.

Major A. Corbett-Smith is responsible for the entertainment, which promises to afford an exceptionally interesting evening's listening-in. The whole programme has been designed upon lines of human incident, and Major Corbett-Smith has carefully avoided the usual patriotic, imperial note, which is apt to be rather dull. Because of this "A Commonwealth of Nations" is expected to make a wider appeal than might otherwise be the case.

After a greeting to our King-Emperor, the Birth of the Empire will be depicted by the crash of sea waves, a great storm and the wreck of the Spanish Armada. The Spirit of England rises from the waves, and Miss Madge Titheradge (reciting a prologue specially written by Mr. Alfred Noyes) will invoke the Spirits of

Scotland, Ireland and Wales, sending them out far across the world to found new nations and colonies. In a series of dramatic episodes each of the overseas Dominions will be visited in turn, from Newfoundland (the oldest colony) to the Union of South Africa. Cable messages from the several Premiers will be read at the end of each episode.

Devon mariners, at sea in the *Matthew* under John Cabot, discovering the new land, will form the first episode. For Canada, a scene with a French-Canadian family in their log hut in the great North West will be given. An up-country steeple chase, with all the excitement of the actual race and the romping home of the favourite, will typify Australia. In India listeners will pass from a regimental dance near the frontier to a native bazaar and an attack upon the British outpost. A poetical episode in a meeting between a Scots settler and Ao-tea-roa forms New Zealand's contribution to the programme. The sea is, very properly, the link that joins the episodes together. The sound of the waves will be heard throughout the entertainment.

The second part of the programme, from 9.45 p.m. onwards, will be devoted to a selection of popular songs and tunes from the days of Queen Elizabeth down to modern times, the latter being typified by "Pack Up Your Troubles" and "Tipperary," all of which have played their part in consolidating the British Commonwealth.


The project of broadcasting a special programme from 2 L O for the benefit of the Pope has been held over for a few weeks, as it is only possible to receive 2 L O irregularly at the Vatican just at present.

It is stated that Glasgow can be heard as clearly at a distance of fifty miles as Edinburgh can at two miles, using the same receiving set. Listeners are asking for the power of 2 E H to be increased.

New York is likely to have its own municipal broadcasting station. It is hoped to have the station in operation next month so that the proceedings of the Democratic National Convention may be broadcast.

Mr. J. Robinson, M.Sc., chief of the wireless department of the Royal Aircraft establishment at Farnborough, said, in the course of a paper recently read before the Royal Society of Arts, that it was an absolute certainty that the era of wireless navigation of ships was not far distant.

## WIRELESS FASHIONS FOR ALL





# WIRELESS AT WEMBLEY

## The G.E.C. Exhibit

IMPOSING and worthy of the British Empire Exhibition is the G.E.C. Pavilion in the Palace of Engineering (Avenue 11-13, Bay 11-15) at Wembley. As can be seen from the photograph, the stand comprises two storeys. Wireless takes its fair share of space, but the comparatively small apparatus is rather lost amongst large electrical machinery. Nevertheless, there are plenty of interesting things to attract the attention of the wireless enthusiast. Complete sets, batteries, components and valves all find a place.

The wireless dealer is well catered for in the model electric shop that forms one corner of the ground floor of the pavilion. One of the show cases contains a Gecophone two-valve cabinet set and a representative display of Gecophone low-tension and high-tension batteries and Gecophone

condensers and filament resistances.

Several elaborate cabinet sets are exhibited separately. One, with one H.F., detector and two L.F. valves, has a self-contained loud-speaker, and is so arranged that any number of valves may be used. The batteries are also self-contained, and provision is made for storing six pairs of phones. The chief point of interest about the Gecophone five-valve cabinet receiver is that the three stages of L.F. amplification are resistance coupled. This method of coupling, being entirely aperiodic, gives an even range of amplification at all frequencies and renders the set remarkably free from distortion.

Probably the valve exhibit is of the greatest interest to the amateur. All kinds of valves are shown, from small dull-emitters giving an output of only a few milliwatts to a large water-cooled transmitting valve that takes 50 amperes on the filament and delivers something like 20 kilowatts of high-frequency energy.

Three valves especially should be noticed, the R5v, the DE5 and the DE6. The R 5-volt valve has been designed for use with a six-volt accumulator. (The practice of using what may be called "four-volt valves" with six-volt accumulators frequently results in burnt-out filaments.) For use in conjunction with the R5v, as a power valve, the DE5 (see photograph) has been designed. This takes .25 ampere on the filament at 5 volts, with 30-150 volts on the plate. This valve can also be used as a general-purpose valve. The DE6, which takes .4 ampere at 1.8 volts, is intended for use in conjunction with a DER valve.



The Marconi-Osram DE5 Valve.

low-tension accumulators. Special mention may be made of a compact three-cell dry battery for use with DE3 valves, which take only .06 ampere on the filament. This battery, which is supplied with either screw-down or plug terminals, will give 800 hours' service with one valve and is of sufficient capacity to operate two DE3 valves simultaneously.

On the first floor was a case that contained (last week) a display of the Gecophone two-valve constructor's set, the background being a silhouette of a boy at work on the construction of his set. Other sets and components are also shown on the first floor; these include popular crystal sets, the Gecophone two-valve cabinet and panel sets, and a range of variometers,



batteries and unfasten the four wood screws holding the panel.

## Framework

In order that every part may be easily accessible without impairing the portable qualities of the set an inner case built up of 1/4-in. hard wood is used; all compartments for batteries are incorporated in this, the panel being attached to the sloping portion at the top.

Four valve sockets are mounted on a strip of ebonite attached to the base.

After placing the valve in its holder a strip of hard wood or ebonite should be secured in such a position that it projects over the shoulder at the base of the valve and thus prevents it working loose during transport.

## Using the Set

Before actually using the set as a portable receiver the instrument should be tested with a small indoor aerial, the earth connection being taken to a near-by water-pipe; connect up the phones, which should, of course, be of the high-resistance type, and switch on the filament current, gradually increasing this until the valve filament is seen to be at a suitable heat; place the switch arm on the contact stud connected to the last tap of the variometer stator and slowly swing the variometer rotor through its 180 degrees range. If nothing is heard, move the switch arm to the next stud and repeat the slow swinging of the variometer. Continue these operations until signals are heard, and then bring them to their loudest by careful adjustment of the variometer and filament current controls. If in carrying out these adjustments there is any tendency to oscillation, the L.T. current should be immediately reduced.

When using the receiver away from home a temporary aerial and earth connection will, of course, have to be made before the set can be brought into use. Perhaps the best form of temporary earth is a 3-ft. length of clean metal rod pushed into the bed or bank of a stream or pond, the earth lead from the set being connected to a screw or terminal near the top of the rod.

For the aerial, see page 640.

P.

"MAKING A ONE-VALVE PORTABLE SET" (continued from page 643)

## Panel

All components, apart from the valve and batteries, are mounted on a 1/4-in. ebonite panel, which should be of matt finish. Fig. 2 shows the outward appearance of this part with all components in position.


In order that the completed panel may be easily removed for inspection at any time, terminals—to which all connections for the batteries and valve are led—are arranged in an accessible position on the back of the panel; thus to remove this at any time all that is required is to disconnect the wires from the valve and



# AROUND THE SHOWROOMS

## Accumulator-charging Device

MANY methods of charging accumulators from the lighting mains have been described in "A.W.," most of which require some improvised connecting device



The "Neo" Switch Adaptor.

being attached to the lamp-holder or switch. For those who do not care to go to the trouble of making attachments there is now on the market a neat arrangement which is all ready and complete with wire to slip on any handy switch. This is the "Neo" switch adaptor, and it is shown in use in the photograph below.

The fitting of the adaptor is simplicity itself. The cover of the switch is unscrewed, the adaptor slipped on in its place, and a ring, which is provided, screwed on to hold it secure. The construction of the adaptor can be seen from the top photograph. It will be understood that the two spring blades make contact with the switch terminals when the adaptor is in position. The accumulator is, of course, connected up in the way that has been previously described in these pages.

The "Neo" adaptor has also another use. It may be used as a distant-control arrangement for any lamp and, as it does not interfere with the ordinary switch, it at the same time allows of dual control.



Adaptor on Switch.

The price of the adaptor is 8s. 6d., and it is made by Dimmers, Ltd., Berryman's Lane, Sydenham, S.E.26.

## Raymond Components

THREE components recently put on the market by K. Raymond, of 27, Lisle Street, W.C.2, and of interest to every amateur, are a variometer, a tuning condenser and

a crystal detector. There are several points about the variometer that are worth noticing. The spindle is made in two pieces, these forming the connections between stator and rotor; thus there are no flexible wires to get twisted up. Two brackets for fixing the variometer to a panel also form the aerial and earth terminals, and are so marked.


The variable condenser has the now familiar one-hole method of fixing. Terminals are provided for taking connections, this doing away with the necessity for soldering leads to the instrument. A quick-change crystal cup is included in the detector. Further details and photographs of these components will be given later.

## Burndept L.F. Transformers

NO one can expect to get the very best results from an amplifier unless the valves and transformers are suitable for use together. This point frequently cannot be given great attention in practice, but it is a help if different ratio transformers are used in the various L.F. stages.

Two types of L.F. transformer are made

by Burndept, Ltd., of Aldine House, Bedford Street, Strand, W.C.2. One is a high-ratio transformer designed for use



Burndept L.F. Transformers.

with R-type valves; it is specially recommended for the first stage. The other is a low-ratio instrument for second and subsequent stages. It gives excellent results in conjunction with low impedance valves, such as the LS<sub>2</sub>, LS<sub>3</sub> and LS<sub>5</sub>.

VANGUARD.

# PROGRESS AND INVENTION

## New Valve Mount

A PROPOSED form of valve mount (as can be seen from the diagram, Fig. 1) allows the overall length of the valve to be considerably reduced as compared with the usual type. Another advantage is that the leads and contacts are

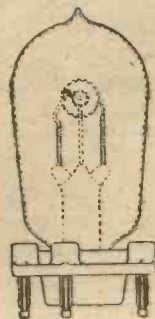


FIG. 1

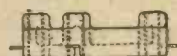


FIG. 2

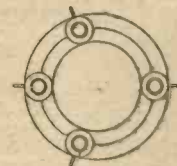


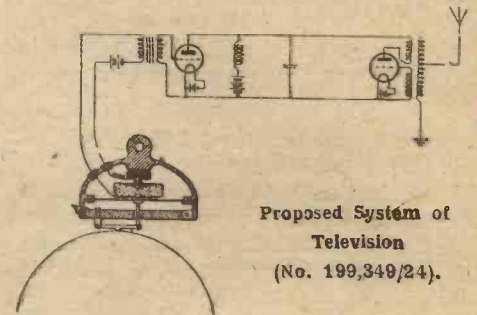
FIG. 3.

Figs. 1 to 3.—Details of New Valve Mount (No. 213,113/24).

further apart. An elevation and plan of a suitable form of socket for the new type of valve mount are shown by Figs. 2 and 3. This arrangement is described in Patent No. 213,113/24 (W. E. Barber, of South Farnborough, Hampshire).

## A System of Television

A SYSTEM of television that is the subject of Patent No. 199,349/24 (Picturadio Corporation, of New York, U.S.A.) depends for its working on the



Proposed System of Television (No. 199,349/24).

translation of light and shade into sound. This is done by means of an instrument something like a gramophone. A transmitter working on this principle is shown by the diagram. Projections on a revolving drum corresponding to the density and shade of the subject to be transmitted cause the microphone to operate, and thus audio-frequency impulses are transmitted in the ordinary way.



# CRYSTAL USER'S EXPERIMENTAL PANEL

MANY interesting hours can be occupied in experimenting with an ordinary crystal set. For example, to draw up a table of the relative efficiencies of various crystals when used in a special form of detector, one table being made when crystals are used with a copper-wire catwhisker and similar tables made when the same crystals are used in conjunction with other wires.

In order to simplify experiments, a panel of the following design can be made,

## NEXT WEEK "TELEVISION—AND THEN WHAT"?

the cost being approximately five shillings. The panel is made from a piece of dry, varnished three-ply wood and measures 12 in. square. The holes may be bushed with ebonite if desired. Twenty terminals are fitted to the panel as shown in the diagram or in any other convenient way; two switches are fitted in the central portion of the panel. The connections are made underneath the panel and are prevented from coming into contact with the table by means of a piece of square wood fastened round the panel (see Fig. 1).

When the construction of the panel has been completed, the experimenter can, by merely changing the external connections to the panel, carry out a multitude of experiments. He can compare the results obtained when using various tuning devices, such as the ordinary single-slide coil using a very long former full of wire, and a short coil or variometer; he can

rotor, the two basket coils in parallel planes, and the circular winding over a winding on a tube of smaller diameter).

The two-way switch will enable the sensitiveness, stability, and ease of adjustment of various crystals and styles of detectors to be compared.

Variable condensers can be used either in series or in parallel as desired, or a fixed condenser can be used either in series or parallel to decrease or increase respectively the range of wavelengths.

A loading coil may be inserted; but these terminals, as well as the "series-condenser" terminals, should be shorted by a piece of wire when not in use. If the experimenter has in his possession a set of mounted basket or honeycomb coils the terminals may be replaced with a coil plug and a corresponding shorting plug.

The phone condenser is fastened under the panel by means of screws. Two pairs of phone terminals are shown in the sketch, Fig. 1, but this number may be increased or decreased at will. An experimental circuit is shown by Fig. 2.

Besides using the panel for comparative purposes, it is useful for determining the

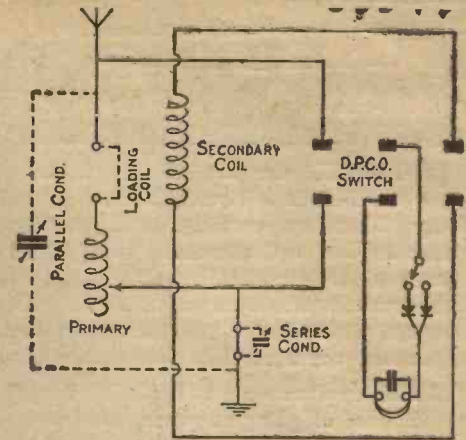


Fig. 2.—Experimental Circuit.

amount of wire required for a specified range of wavelengths when constructing other sets. If a condenser in series has to be used to receive a required station, less wire should be used, and if a parallel condenser is necessary, more wire should be added.

Very often friends bring sets which refuse to function, variometers and coils of uncertain wavelengths, crystals which refuse to rectify, or condensers which are suspected of acting as shorting switches. When one or more of these components are assembled in a set it is awkward to find the faulty part, but by testing each part individually on the experimental panel in conjunction with reliable components the trouble may be easily detected and rectified.

L. N.

# THE ROMANCE OF WIRELESS

Capt. Eckersley on the Past, Present and Future of Broadcasting

RECENTLY, Capt. P. P. Eckersley, the chief engineer of the B.B.C., at the invitation of the Barnet and District Radio Society gave an absorbingly interesting address on "The Past, Present and Future of Broadcasting" before that society. The meeting was held at the Barnet Wesleyan Lecture Hall, which was well filled some time before the meeting commenced.

We are indebted to the *Barnet Press* for the following account of the lecture.

Capt. Eckersley at the outset said he was not at Barnet to apologise for the rotten programmes—(laughter)—but to give some small idea of the engineering side of broadcasting.

He wanted the audience first to imagine an obscure engineer working in an obscure place called Writtle suddenly

pitchforked out of his obscurity and told to take charge of a great scheme for the whole of the country. Had he realised what a big thing he was dealing with he might never have started, but he was pleased to think that now some of the difficulties had been overcome. (Applause.) When he first took over his duties he was confronted by a body of business men, and was told "immediately and at once"—a favourite term with business men—(laughter)—"to get out a scheme for British broadcasting."

The ideal was to give everybody good signals, even the man who utilised "a damp clothes-line, a knife and a piece of cheese. (Laughter)." This could only be done by shaking the very rafters of the houses with high-power broadcasting, with aerial masts towering into the sky, with engines developing thousands of kilowatts. But there was the Postmaster-General to consider, so the B.B.C. started with a power of 1½ kilowatts and found such power was not nearly enough.

(Concluded on page 654)

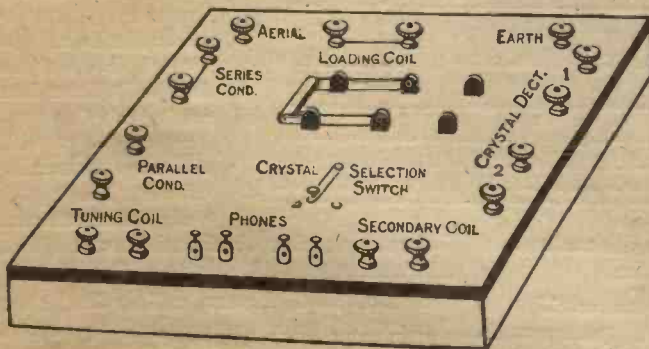


Fig. 1.—Sketch of Experimental Panel.

use a loose-coupler for selective work, or test the individual efficiency of different types of variometer (there is the ordinary type with a fixed stator and a revolving





WEMBLEY has not been forgotten by the B.B.C. Concerts will be given every Thursday evening until further notice in No. 1 Conference Hall, in the Palace of Industry. A special system of loud-speakers has been installed for this purpose. No charge will be made for admission, nor need tickets be obtained.

B.B.C. engineers are still at Edinburgh, at the time of going to press, endeavouring to improve the range of the transmitter. Trouble has been encountered in the aerial, which is fixed to a chimney lined with metal. B.B.C. officials were, of course, unaware of the existence of this obstruction at the time the station was erected. An entirely new site is being considered.

One of the finest bands in the country, the Luton Red Cross Silver Prize Band, will broadcast from 2 L O on the afternoon of May 25. The artistes are Miss Una Cheverton and Mr. Alec Sherman, two young violinists who have for some time specialised in violin duets.

It is hoped to broadcast the first concert from the Liverpool relay station on June 4, but the opening date may be altered. London programmes will be transmitted.

A debate is to be broadcast by the B.B.C. on Summer Time on May 28 at 10 p.m. Sir Kingsley Wood, M.P., will speak in favour, with Mr. Hope Simpson, M.P., in opposition. Fifteen minutes will be allowed to each speaker, and a further five minutes each to reply to one another. The debate will have special reference to the Early Closing Association's Bill to extend the period of summer time to September.

Chelmsford should "come over the ether" during the first week in June. The main part of the programmes will consist of Capt.

P. P. Eckersley, a gramophone and a piano, but an attempt will also be made to broadcast something more elaborate, probably a concert from London. At present there is no land-line available.

Speeches by Earl Balfour, Mr. Tom Shaw (Minister of Labour) and Sir Hugh Bell, Bart., at the dinner of the National Institute of Industrial Psychology, will be broadcast on May 29.

The Postmaster-General's Advisory Board at present deciding whether or not the 2 L O transmitter shall be moved to the roof of a West-end store has not yet given its decision.

A miscellaneous programme to be given from 2 L O on May 30 will include items by the Amboyna Banjo Quartette, the Timbertown Follies Concert Party, and Mr. A. W. Hayes in Dickens recitations.

A service at St. Chad's Cathedral will be broadcast on May 25 from Birmingham.

Capt. P. P. Eckersley will give his next monthly talk on "Technical Topics" at 9.45 p.m. on May 27, this being followed

Next week's chamber music evening at 2 L O, on May 26, will be devoted mainly to trios by the famous chamber music trio, comprising William Murdoch (pianist), Albert Sammons (violinist), and Cedric Sharpe ('cellist). Included in the programme are the Trio in One Movement in B flat, No. 8, by Beethoven; that in G major, No. 6, by Mozart; and the trio in D minor, Opus 32, by Arensky.

The children's hour from 2 L O on May 25 will be relayed from Newcastle.

An attempt will be made to broadcast part of the meetings of the Church Assembly in Scotland. Probably Mr. James Brown, the Lord High Commissioner will broadcast.

A "students' night" programme will be given from Aberdeen on May 26, on which evening also Newcastle will have a "country-side night."

There is now a fairly regular broadcast transmission from Spain. The School of Posts and Telegraphs, Madrid, broadcasts on Sundays from 6 p.m. to 8 p.m. The wavelength is 480 metres.

Last week an order affecting foot-and-mouth disease, which has again broken out in the North, was broadcast by the Ministry of Agriculture from Newcastle. This is the first time that wireless has been put to such a use in this country.

A series of educational lectures, similar to those recently broadcast from 2 L O, are to be broadcast from Cardiff. The first one, a lecture on "Music," by Sir Walford Davies, was given last Friday.

Using only a small Evershed and Vignoles hand generator for his power supply, 2 UV has been received in Philadelphia. The generator is only 11 3/4 in. long, including 4 in. for the handle.

Two Southend experimenters claim to have perfected a system for the transmission of power. It is stated that bells have been made to ring and lamps to light without any connecting wires. The system was demonstrated

before a number of electricians at Southend recently.

Mr. A. E. S. Hanan, a New Zealander, has created some records for long-distance reception. Both K G O, California, and W J A V, Chicago, have been received at Timaru, New Zealand, with wonderful clarity and volume.

Wireless courses are now given in a large number of American boys' schools.

## THIS WEEK'S FREE GIFT

With every copy of this issue of "Amateur Wireless" we present our new booklet

### "WIRELESS TROUBLES AND HOW TO REMEDY THEM"

which has been specially prepared with a view to showing readers how to put their finger on a fault or defect, and how to remedy the trouble when found.

It is our pleasure to offer our readers this useful gift,

but obviously our action is not wholly sentimental. We are out for business! We want more and more amateurs to avail themselves of the good fare which we offer in "AMATEUR WIRELESS" week by week, and so we trust that

readers everywhere will say a good word on our behalf

and invite their wireless friends to buy a copy of this issue. In this way—surely, a very excellent way—we hope to add to our already extensive circulation. The bigger the circulation the greater the success of "A.W." and the more we can do week by week for all our readers.

TO THE NEW READER

and to some old ones we make one definite suggestion. See that you get "A.W." every week and you can ensure that only by ordering it to be sent you. Here is an order form. Fill it in and send it to your Newsagent or Newstall without delay.

Fill in this Order Form NOW

(Newsagent)

Please supply me every week, until further notice, with "Amateur Wireless," published by Cassells.

(Signed).....

(Address).....

ORDER FORM

by Act III of Strauss's *Rosenkavalier* relayed from Covent Garden.

At approximately 8.20 p.m. on May 26 will be given the fortnightly poetry reading, by Mr. C. A. Lewis, from 2 L O.

"King Henry the Fifth," specially arranged for broadcast by Major A. Corbett-Smith, will be given from 2 L O on May 27. Mr. Dan Godfrey, jr., will conduct the station orchestra.



No. 2 of a series dealing with  
Ediswan Valve manufacture.

# Reasons why EDISWAN VALVES Are Better

## Funnelling the Stem

The second stage consists of "reaming out" the glass stem to give the required funnel shape—a process necessitating extreme care to ensure exact registration with the bulb. By means of an ingenious arrangement of burners on a revolving disc, the glass is subjected to gradually intensified heat, and when the required temperature is reached the actual "funnelling" is performed by hand. In this process the high degree of skill attained, combined with adequate supervision, serves to maintain the essentially exacting standard of "Ediswan" reliability.

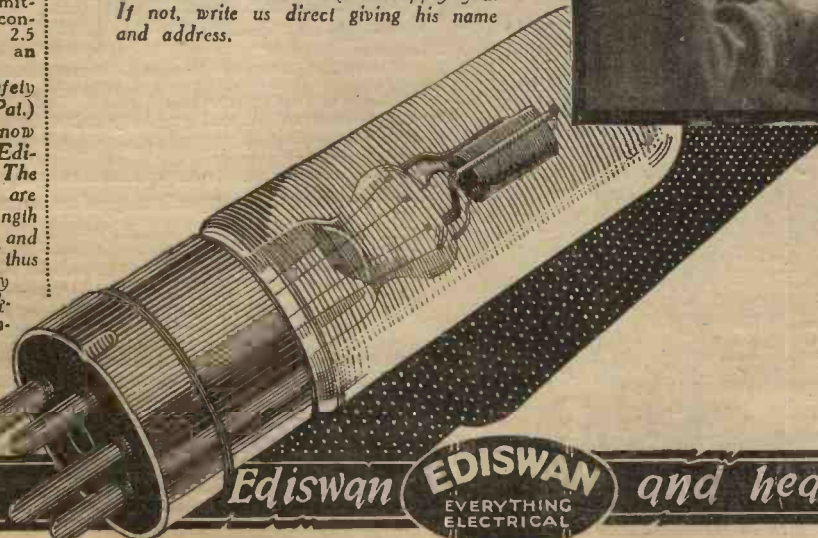


**Prices:**

- "R." - 12/6
- "A.R." - 12/6
- "A.R.D.E." 21/-
- Dull Emitter
- "A.R. 06" 30/-
- Latest Dull Emitter. Current consumption at 2.5 volts, .06 of an ampere.

Note the safety cap (Prov. Pat.) which is now fitted to all Ediswan Valves. The filament pins are shorter in length than the plate and grid pins, thus avoiding any chance of making surface contacts with the wrong sockets.

Have you had your FREE copy of Illustrated Booklet "The Thermionic Valve"? If not, send a postcard to-day. Also manufacturers of the "Toovee," "Televox" Loud Speaker, Headphones, Batteries, etc. Write to-day for leaflets. Your dealer holds stocks to supply you. If not, write us direct giving his name and address.



**THE EDISON SWAN  
ELECTRIC CO., LTD.,**

Contractors to H.M. Admiralty  
War Office, Royal Air Force.

123-5 Queen Victoria St., E.C.4  
and 71, Victoria Street, SW.1.

Branches in all Principal Towns.  
Works: Ponders End, Middlesex.

Use

Ediswan



and hear Everything

Buy British

Goods Only



**"THE BOY'S BOOK OF WIRELESS"**

**5 Y M** has written a book for boys; Cassells have published it; an illustrator on the staff of AMATEUR WIRELESS has made the drawings. What more does anybody want? The author has managed to produce a book on very simple lines, but one which avoids the popular mistakes one associates with juvenile technical literature. It is thoroughly interesting, and there is plenty of it for the money—242 pages on first-rate paper, well printed, with any number of diagrams and working drawings, and eight full-page half-tone plates, bound within a

strong neat cover—all for 3s. 5 Y M's (Mr. E. H. Robinson's) volume is a part of "The Modern Boy's Library," which includes books on hobbies, the boy's workshop, etc. etc. He gives his readers an introductory chapter on wireless in general and then gets down to practical matters; shows them how to make a simple crystal set and how to use it; how to erect an aerial and make an earth; talks about the buzzer and buzzer wavemeter; and under the attractive title "The 'Shorthand' of Wireless" shows them how to read a wireless diagram. He then settles himself down to the serious business of explaining the valve—its action, the many types, the addition of valves to a crystal set—and

then tells them how to make a two-, three- or four-valve set on quite good lines. Other chapters relate to transmission and broadcasting, the choice and use of batteries, telephones and loud-speakers. Altogether it is a first-rate volume and one which we should think will be bought everywhere for presentation to the keen schoolboy. What a birthday present!

**A BOOK BARGAIN**  
 Technical Instruction for Wireless Telegraphists  
 A Handbook by HAWKHEAD & DOWSETT. Full descriptions of both old and new type apparatus. A complete theoretical course. 344 pages; 240 illustrations. 2nd Edition, 1918. Pub. 6/-. Army surplus. Our offer (as new) 3/6 post free. Mention offer 104.  
**FOYLE'S, 121, Charing Cross Road, London**  
*Immense Stock (Second-hand and New) on all subjects*

**THE "BROWNIE WIRELESS"**  
**THE MOST EFFICIENT OF CRYSTAL RECEIVERS**

THE new improved "Brownie Wireless" with its solid moulded ebonite cap and highest grade nickel fittings, coupled with its tested merits endorsed by nearly twenty thousand users, makes it the most attractive crystal set on the market *irrespective of price.*



Now supplied erected and with B.B.C. stamp. Requires 10/- licence only

Endorsed by Editors of "Popular Wireless," "Amateur Wireless," "Electricity," &c.  
 Trade Enquiries Invite!

**THE J. W. B. WIRELESS CO.,**  
 10a-312a, Euston Road, N.W.13  
 (Facing Warren Street Tube Station)

**THE "MARK IV" PRODUCTS**

**THE "MARK IV" CRYSTAL**  
 It is an artificial crystal of the Galena type; is practically uniformly sensitive all over, and is not easily put out of adjustment by vibration, etc. It is very sensitive to large variations in temperature, and great care must be taken to ensure that the Wood's Metal is not too hot. All pieces selected and tested.  
 Price 2/- per box (sealed)

**THE "MARK IV" ALLOY**  
 It is advised that our special "MARK IV" Alloy should be used for mounting the Crystal, as it has a melting point of 60° C., against 65° to 67° C. for the usual Wood's Metal.  
 Price 9d. per box (2 pieces)

**THE "MARK IV" CONTACT WIRE**  
 This is a special non-oxidisable alloy. The alloy is highly resistant to corrosion, its electrical conductivity is high, and its coefficient of expansion with change of temperature very small; therefore it forms an ideal material for contact wires.  
 Price 6d. each (sealed)

Sole Proprietors—W. A. C. SMITH LTD., GLASGOW.—Sole Distributors in England  
**BURNDIPT LIMITED**  
 ALDINE HOUSE: 13, Bedford Street, Strand, W.C.2. MANCHESTER: 61, Bridge Street. LEEDS: London Assurance House, Bond Place. CARDIFF: 67, Queen Street. NEWCASTLE: 7, St. Andrew's Buildings, Gallowgate.

**The Wembley PHONE**



See it at Wembley!  
 Stella



This remarkable All-Button Light-weight was specially designed to take a premier place amongst Britain's great accomplishments at Wembley—and to sell at a price that leaves no room for the foreign competitor on the Home market. So successful is the Wembley in perfect reproduction that it surpasses many British phones of other designs and higher prices.

Comfortable to an exceptional degree, the Wembley is GUARANTEED perfect to every purchaser, whether buying at the Exhibition or from those good Wireless Dealers who stock locally.

4,000 Ohms  
 B.B.C. stamped

Wholesale Inquiries to:

**STELLA WORKS**

Stella Stand at Wembley: PALACE OF ENGINEERING, Avenue 11, Bays 8 and 9

All Brit-h

31-37, WYBERT STREET, LONDON, N.W.1.  
 Telephone: Museum 8390

**Important and Interesting Notice to the Trade**

**N & K**

**WIRELESS HEADPHONE DISTRIBUTING CO., LTD.**  
 Maxwell House, Arundel Street, Strand, London, W.C.2.  
 Telephone: Central 8183

I beg to advise the Trade that, owing to the enormous increase in sales, it has been found essential in your interest to form a

**SPECIAL COMPANY FOR DISTRIBUTING** these excellent and popularly priced Headphones.

In future, every pair of Headphones supplied by this Company will carry a printed guarantee, which will protect your interests and create even greater confidence among users.

take this opportunity of announcing the New

**N & K 2-VALVE RECEIVING SET**  
 (Manufactured under Marconi Licence),  
 an instrument of first-class British workmanship, reliable and highly efficient, consisting of one High Frequency and one Detector Valve, with tuned anode reaction, enclosed in handsome cabinet. Will work Loud Speaker up to 20 miles.  
 Price £4 17 6. Valves extra. Including Marconi Royalties. Plus B.B.C. Tax, 15/-

**The N & K Loud Speaker**  
 A high grade Speaker, swan necked, lever adjustment. No distortion. Horn, 23, ins. high, 12 ins. dia.; Base 5 ins. 45/-

**N & K HEADPHONES**





The times given are according to British Summer Time.

**London B.B.C. Station (2 L O), 365 metres.** Weekdays, 3.30 p.m. to 4.30 p.m., concert. Children's concert from 5.30 p.m. to 6.15 p.m.; 7 p.m. to 7.30 p.m., news bulletin and talk; 8 p.m. to 11 p.m., concert, except on Savoy Band nights, when the band will play from 10.30 p.m. to 11.30 p.m. (on Saturdays until midnight). Concert from 1 p.m. to 2 p.m. on Tuesdays, Thursdays and Fridays.

**Manchester B.B.C. Station (2 Z Y), 375 metres.** Weekdays, 3.30 p.m., concert; 5 p.m., women's half-hour; 5.25 p.m., farmers' weather report; 5.30 p.m., children's hour; 6.20 p.m. to 7.15 p.m. and 7.45 p.m. to 10.30 p.m., concert and news. Sundays, 8.30 p.m. to 10.25 p.m.

**Birmingham B.B.C. Station (5 I T), 475 metres.** Weekdays, 3.30 p.m. to 4.30 p.m., concert; 5.30 p.m. to 6 p.m., women's half-hour; 6 p.m. to 6.45 p.m., children's hour; 7 p.m. to 10.30 p.m., concert and news. Sundays, 8.30 p.m. to 10.30 p.m.

**Newcastle B.B.C. Station (5 N O), 400 metres.** Weekdays, 3.45 p.m., concert; 4.45 p.m., women's half-hour; 5.15 p.m., children's hour; 6 p.m., scholars' half-hour; 7 p.m. to 10.30 p.m., concert, news. Sundays, 8.30 p.m. to 11 p.m.

**Bournemouth B.B.C. Station (6 B M), 385 metres.** Weekdays, 3.45 p.m. to 4.30 p.m., concert; 5.15 p.m. to 10.15 p.m., concert and news. Sundays, 8.30 p.m. to 10.15 p.m.

**Cardiff B.B.C. Station (5 W A), 350 metres.** Weekdays, 3.30 p.m. to 4.30 p.m., concert; 5.30 p.m. to 6 p.m., women's half-hour; 6 p.m. to 6.45 p.m., children's hour; 7 p.m. to 10.30 p.m., concert and news. Sundays, 8.10 p.m. to 11 p.m.

**Glasgow B.B.C. Station (5 S C), 420 metres.** Weekdays, 3.30 p.m. to 4.30 p.m., concert; 5 p.m. to 5.30 p.m., women's half-hour; 5.30 p.m. to 6 p.m., children's hour; 7 p.m. to 10.30 p.m., concert and news. Sundays, 8.30 p.m. to 10.45 p.m.

**Aberdeen B.B.C. Station (2 B D), 495 metres.** Weekdays, 3.30 p.m. to 4.30 p.m., concert; 5 p.m. to 6 p.m., women's half-hour and children's corner; 7 p.m. to 10.30 p.m., concert and news. Sundays, 8.30 p.m. to 10.30 p.m.

**Sheffield (Relay) B.B.C. Station (6 F L), 303 metres.** Programme relayed.

**Plymouth (Relay) B.B.C. Station (5 P Y), 330 metres.** Programme relayed.

**Edinburgh (Relay) B.B.C. Station (2 E H), 325 metres.** Programme relayed.


**Königswusterhausen (L P), 2,800 metres.** Sundays and public holidays, 11.50 a.m. to 12.50 p.m., concert. Berlin concert relayed daily on 680 metres at 8.30 p.m. Transmissions throughout day on 4,000 metres.

**Croydon (G E D), 900 metres. Daily.**

**Eiffel Tower (F L), 2,600 metres. Daily.** 6.40 a.m. to 7 a.m., weather forecast; 11 a.m. to 11.30 a.m., weather forecast; 3.40 p.m., Stock Exchange news; 5.30 p.m. (Saturdays excepted), Bourse closing prices; 6.10 p.m., 7 p.m., and 7.20 p.m. (Sundays only), concert and news; 10 p.m., weather forecast.

**Paris Concerts Radiola (S F R), 1,780 metres. Daily.** 12.30 p.m., concert and news; 1.45 p.m., first Bourse report; 4.30 p.m., Bourse closing prices; 4.45 p.m., concert and news; 6.45 p.m., news; 8.30 p.m. to 9.30 p.m., concert; also concert from 2 p.m. to 3 p.m.; 10 to 10.45 p.m. on Sundays.

**Rome (I C D), 3,200 metres. Daily, 11 a.m.** Ecole Supérieure des Postes et Télégraphes, 450 metres. 3.30 p.m. to 4 p.m. (Wednesday and Friday), 7.45 p.m. to 10 p.m. (Tuesday and Thursday), 2.30 p.m. to 7.30 p.m. (Saturday), concerts.



## Thrills of distance

IF Radio has done nothing else, it most certainly has made us realise that we are no longer an island. Such is the rapid progress of international Broadcasting that anyone can—in one evening—hear French, Dutch, German, Italian, and Spanish spoken by natives in their own language.

A tour of Europe in one hour! Such thrills of distance are available for anyone with a good Valve Set and a knowledge of its use.

But long-distance work demands a careful selection of apparatus. Just as prismatic binoculars have rendered the telescope old fashioned, so the Cossor P.2.—the valve with the red top designed specifically for long-distance work—has superseded the ordinary Valve with long straight filament and open-ended Anode.

There is a reason for this. When a Valve glows it emits a stream of negative particles—electrons—which travel from the filament towards the Grid and the Anode.

This electron stream is the whole basis of valve amplification and rectification—turn your filament current off,

If you are dealing with the almost infinitesimal currents generated by a Broadcasting Station in, say, Madrid, you can't afford to take chances with inefficient valves. Be wise, therefore, and see that every Valve in your Set is a Cossor—and your results will be consistently good.

electrons cease to flow and your Set becomes dead.

Obviously, therefore, the greater the percentage of these electrons we can capture and put to a useful purpose the more efficient will be our Valve. Compare the construction of the Cossor and the ordinary Valve.

In the one case the filament is almost totally enclosed by the hood-shaped Grid and Anode—what chance has the electron stream to leak away here? On the other hand where the Anode is in the shape of a tube quite a considerable percentage of electrons travel direct to the glass without touching either Grid or Anode—a typical case of wasted energy.

Manufactured in two types:  
**P.1** (For Detector and L.F. use) **12/6**  
**P.2** (with Red Top) for H.F. use **12/6**  
 From all Dealers.



## Cossor Valves

Advertisement of A. C. Cossor, Ltd., Highbury Grove, N.5.

Gilbert Ad. 847



"THE ROMANCE OF WIRELESS" (continued from page 649)

Capt. Eckersley then went on to speak of present troubles, and, in illustration, quoted typical examples of the letters he had to deal with. The first was from a gentleman at Brighton, who said: "Your magnificent concert"—("They are always magnificent if someone can't get them properly," he added)—"was quite spoilt by the dots and dashes of the Morse code." The obvious remedy for Morse interference was for the B.B.C. to shout down the Morse. But, then, there were people with the "wanderlust," who tried to receive other stations, and owing to the increase in power were unable to cut out Uncle Rex at 2 L O. (Laughter.) This had led to the establishment of relay stations.

After explaining the working of the relay stations, he touched briefly on the new scheme for establishing a high-power station thirty to forty miles out of London. This station, he said, would have a power of 25 kilowatts, and would operate on 1,600 metres, giving crystal reception at 100 miles' range, single valve at 200 miles' and two valve at any place in the United Kingdom. He thought that the erection of such a station, which would be quite separate from the others, and would have its own programme, would be the crowning achievement of broadcasting.

When he first put forward the idea he expected that at the least he would receive a crown of laurels, but instead he got quite

a lot of complaints. (Laughter.) A number of people said that it would give them a great deal of trouble to convert their sets to receive signals on the new station's wavelength.

\* \* \* \* \*

Later, the trouble of the gentleman who came to the conclusion that, after all, there was something in wireless was referred to. This gentleman bought all available literature on the subject, and, after disorganising the whole house—(laughter)—and having driven the last screw home with a hammer—(loud laughter)—arrived at the great night when all was ready for listening in. He would don the phones, and hear nothing. (Laughter.) That would happen again on the next two nights. On the fourth night he might get the concert and would call in the family to participate in the pleasure. Just as he was going to hand over the phones the sounds would diminish to nothing. This was repeated a few times, and at the end of the evening a tangled mass in the corner of the room would be all that was left of the set. (Laughter.) That trouble was known as fading, and for the cause of that it was necessary to study the habits of the electron and the theory of the "Heaviseide" layer!

\* \* \* \* \*


Continuing, Capt. Eckersley said he did not know if any present had not handled wireless sets, but they would do well to

know that there were times when the receiver might become a transmitter. It was an inspiring thought, and he wondered people did not do it more. (Laughter.) He would like to tell all those who handled their sets unkindly that they were committing a grievous offence against ether manners. (Applause.) For people to create a disturbance in the ether simply because they did not agree with an item in the programme was entirely un-sporting. (Applause.) It might interest such to know that the B.B.C. had managed to compile some really useful information with a view to putting down the nuisance, and he did not think that the wilful disturbers would get much consideration.

\* \* \* \* \*

Dealing with the future, Capt. Eckersley spoke briefly on the possibilities in the conjunction of wires and wireless, and the linking up of all the continents, the evolution of perfect phones and loud-speakers, which would respond equally well to oscillations of all frequencies. Lastly he touched on the work of radio societies. He said that with the co-operation of the societies the B.B.C. had been able to make many improvements, and they hoped to continue improving in the future. The societies were doing most useful work, and thoroughly deserved the support of the districts in which they were active.

Capt. Eckersley resumed his seat amidst sustained applause.



# The Phones that cost a fortune!

Fully Guaranteed.

PRICE 20/- per pair

Our Technical Service Dept. answers wireless queries free of charge. Write to Dept. A.

If there is merit in the fact that  
**GENERAL RADIOPHONES**  
 — are the outcome of exhaustive research work, carried out at enormous expense.  
 — will respond to signal intensity of .0000000011 of an ampere.  
 — are matched in tone by exacting mechanical gauges.  
 — embody a specially designed sound chamber  
 — and weigh net only 7 ozs.  
 then, they are well worth your immediate examination.

Ask your dealer for a demonstration.  
 If you have any difficulty in obtaining GENERAL RADIOPHONES, write direct to us.

**GENERAL RADIO COMPANY LIMITED,**  
 Radio House, 235, Regent St., London, W. 1.  
 Telephone: Mayfair 7152. Telegrams: "Algenrai, London."  
 Branches in all principal towns in Great Britain and in principal countries overseas.



**GENERAL RADIOPHONES**  
 FAMOUS FOR EFFICIENCY





**THE  
"NATIONAL"  
SUPER  
CRYSTAL SET**

RECEIVES BROADCAST  
TELEPHONY UP TO  
**110 MILES**  
AND IS GUARANTEED  
TO DO SO

Re. d. G.P.O.  
Design No. 441

PRICE **32/6** Including B.B.C.  
Royalty.

Price of complete Set including Brown "F"  
Phones, 100 ft. 7/22 Aerial Wire, 4 Insulators. **£3-0-0** Postage  
1/6.  
In Large Handsome Polished Mahogany Case, 5/- extra.

**"NATIONAL"  
SUPER CRYSTAL**

We are SELLING OVER 1,000 PER WEEK  
as fitted to our Super Crystal Sets. Price per spec-  
imen above, complete with our Special Contact  
**1/9. Post 2d.**

We guarantee there is nothing as good on Market

**ALL ENGLAND & PARIS  
ON A CRYSTAL**

In an article on the  
above, "Amateur  
Wireless" (April 12)  
says:—  
... the crystal was  
a "National Super  
Crystal." . . . Results  
due to . . . Sensitive  
crystal. . .

A LARGE STOCK OF THE FINEST COMPONENTS  
AND SETS CAN BE SEEN AT OUR RETAIL DEPOT:

**THE NATIONAL WIRELESS & ELECTRIC CO.,  
79, CANNON STREET, E.C.4.**

Address all Correspondence and Post Orders to our Works:


**7a, CHURCH ROAD, ACTON, LONDON, W.3.**

Telephone No.: CHISWICK 2265.

The **TRIX**  
**H.F. VARIABLE TRANSFORMER**

**Why not—**

Let Trix H.F. Transformers settle your High Frequency Amplification difficulties? Perfectly finished, they are acknowledged to be "the best yet" and here are the reasons why. High amplification factor, low primary resistance, perfect insulation, compactness, ease of mounting and variable over large wavelength band without efficiency loss. You can obtain these Transformers wound in either direction, to suit any set, and, every instrument is tested on actual signals before finally being passed. Only best ebonite is used. Range: 300 to 3,200 metres



**Trix Plug-in H.T. Transformers - 17/6**

In practice, the best results have been obtained when a .0003 mf. Variable Condenser is connected across the primary winding.

Type B. Trix H.F. Transformer incorporates the same essential features as the Plug-in Transformers, but is specially designed for Panel Mounting. 19/6.

To be had from all Dealers.  
Wholesale and Export only from

**ERIC J. LEVER**

**33 Clerkenwell Green, London, E.C.1**

Phone: Clerkenwell 5262

All goods three days' approval against cash  
**LIBERAL DISCOUNT TO THE TRADE**

**E. J. GALPIN**

**16, LOAMPIT HILL  
LEWISHAM · S.E.**

Telephone . . . LEE GREEN 1531

**TRANSMITTING AND RECEIVING SETS.** All sound, complete and in good working order; contents, Morse key, 16 tappings and switch arm, double pole change-over switch, detector, crystal, on ebonite panel, 14" x 10" x 1/2", tuning coil for receiving, ditto for sending, large spark gap, 1" spark coil, range 300 to 600 metres, the whole mounted in mahogany case. Price to clear, £3.

**MILLIAMP METERS.** 0-500 high frequency, 4" dia., nickel-plated, for panel mounting, all brand new, 17/6 each. Post 9d.

**TELEPHONE JACKS.** Standard size, 9d. each.

**MAGNETO DYNAMOS.** Output 5 volts 3 amps., all in good working order, highly suitable for testing work. Price 8/6 each, post 1/-.

**MARCONI VARIABLE CONDENSERS.** Ebonite dielectric, capacity, .0005 and .0003. Price 10/6 each. Post 1/3.

**MARCONI FIXED CONDENSERS.** Three in case, all mica dielectric, polished teak case, brass bridge, three plug-in tappings, and two terminals, all mounted on ebonite, capacity of condensers .001, .002, .006. Price complete, 6/- each. Post 1/-.

**TELEPHONE LEADS.** 2' long, highly suitable for telephone plugs, single receivers, microphones, or any outside connection, in red and green cord, all brand new, 3d. per pair.

**SINGLE EARPHONES.** 120 to 150 ohms, highly suitable for crystal sets as good results are obtained without transformer. Price 2/6 each.

**MICROPHONES,** very sensitive and all in perfect condition, highly suitable for loud speaker, amplifying and wireless transmission work. Price 2/6 each.

**MICROPHONE TRANSFORMERS** wound to correct ratio for use with above, and giving perfect results. Price 3/6 each.

**1" STERLING SPARK COILS,** all brand new ebonite panels, nickel-plated fittings, complete with points and condenser, highly suitable as modulation transformers, without conversion, every one tested and perfect. Price 6/6, post 9d.

**VOLTMETERS,** 0-140, all brand new. Makers, "Everett-Edgecombe," 5" dial very accurate. Price to clear, 30/- each, post 1/6.

**FULLER BLOCK ACCUMULATORS,** 2-volt 80-amp. capacity, all brand new, designed especially to hold their charge for long periods without sulphating, highly suitable for dull emitter valves. Price each cell, 15/- each, post 1/-. Set of six accumulators in teak carrying case, brass bound, £4 5s.

**EBONITE KNOBS.** Real ebonite Government knobs, 1/6 per doz., post 3d.

**PORCELAIN INSULATORS,** BROWN, bobbin type, 1/- per doz., post on 1 doz. 5d.

**1,000 OHM CHOKES** wound with 47-gauge wire, silk, 1/- each.

**LUCAS LONG RANGE LAMPS, ELECTRIC,** containing 5" dia. lamp, 4 bulbs, telescope steel earth spike, signalling key, 15' cable, two-pin plug, etc., complete in case with strap. Price 12/6 each.

**WORKSHOP FLEX,** 40/34, heavy V.I.R., and braided Government flex, 3d. per yard, 220-yard coil £2 10s.

**LEADING-IN WIRE,** 19/33 V.I.R., 3d. per yd., 2/6 per doz.

**500 OHM CHOKE COILS,** wound 1 1/2 ozs. 42 gauge wire, silk, 1/- each.

**BELL WIRE,** 1/22, new, 110 yd. coil, 3/6.

**GRID LEAKS,** 100,000 ohms, very accurate, 1/- each.

**MARCONI BILLIE CONDENSERS,** as new, 17/6 each.

**SINGLE PHONE CORDS,** 4' long, 1/- each.

**PORTABLE TELEPHONES, MK. II,** a complete portable telephone in polished teak case, ready for immediate use, every one sound and perfect, 12/6 each.

**SMALL G.P.O. RELAYS,** complete with points, resistance 1,000 ohms. Price 5/- each.

**TRANSMITTING SETS,** ex R.A.F., containing 1" spark coil, spark gap, mica dielectric condenser, tuning Helix, etc. Range, 50 to 300 metres, very effective up to 20 miles on 6 volts. Price to clear, 15/- each; no licence required to buy them.

**MICA DIELECTRIC CONDENSERS,** unmounted, perfect condition, capacity .25 mf., 1/- each, .001 6d. each.

**1/2 KW. MARCONI GENERATORS,** 75 volts 7 amps. A.C., for transmitting, all in good condition and complete. Price £3 each.

**2 1/2 H.P. DOUGLAS STATIONARY ENGINES** for driving the above dynamos. These engines are capable of continuous running without overheating for long periods, highly suitable for dynamo work or power work. Engines are complete and running. Mechanical lubrication, watertight magnetos. Every engine tested and can be seen running. Price £12 each, packed free on rail.

**MARCONI TRANSMITTING GENERATING SETS.** Engine and dynamo complete as above, mounted on bedplate, direct coupled, with spare tanks; complete and running. Price £20.

**2 M.F. CONDENSERS,** 3s. each.





**Crystal v. Valve**

SIR,—With reference to the letter of "Terminal," in which he says that he is of the opinion that the crystal will replace the valve, I should like to say that I, too, am a crystal user, and I consider that the crystal will replace the valve. I have heard many valve sets, but for purity, clarity and tone, give me the crystal every time. We hear of instances in which crystal users have heard telephony over long distances. This may be due to re-radiation from valve sets, but I think it might be possible that the owner of the set has, unknowingly, hit upon some means of the better rectification and amplification of weak signals.—T. S. (Bury).

**Wireless in Germany**

SIR,—I note what J. F. A. has to say, in No. 101, about the information I recently supplied. His remarks re the licence for crystal sets are perfectly correct. I obtained the information from a weekly paper, *Radio Umschau*. The edition was published on March 30, and in order to give you the earliest information I wrote on April 4. In the next edition of the *Umschau* the mistake was corrected. Unfortunately I did not see the correction.

Conditions in Germany change very quickly; even the information supplied by J. F. A. (Berlin) is somewhat wrong. The wavelengths of the various stations are now: Königswusterhausen, 680 metres (changed from 475); Frankfurt-on-Main, 467 metres (changed on account of interference); Berlin, 430 metres; Munich, 486 metres; Leipzig, 450 metres. Two more stations are now in operation: Hamburg, 392 metres; Stuttgart, 437 metres.—F. H. S. (Oberschmitten).

**Using Phones and Loud-speaker**

SIR,—The following might be of interest to your readers.

When listening in to 2 L.O., a detector valve and one L.F. valve give loud and clear results in the phones. To work the loud-speaker, however, at full strength, it is necessary to switch in a second L.F. valve. This, of course, makes it much too loud for the phones. When all phones are in use and other people are in the room, I thought it would be a good idea to be able to have the loud-speaker also working.

I have now altered the wiring of my set so that at the same time I can have two valves on the phones and three on the loud-speaker.

The result exceeded my expectations. Not only does the loud-speaker fill the room (in fact, the house), but the signals in the phones, whilst no louder, are absolutely pure and crystal clear. In addition,

with the phones on the head and the loud-speaker working it gives the effect of the music being actually in the room itself and not merely in the phones.

This result was accomplished by first taking the connection from the plate of the first L.F. valve through the primary of the second transformer to the phones. Secondly, by fixing two extra terminals for the loud-speaker and connecting one to the plate of the third valve and the other to a separate plug for the H.T.B. This enables one to increase the voltage on the plate of the last valve.

I have also improved the tone of the loud-speaker by connecting a .002 fixed condenser across the secondary of the second transformer.—H. C. H. (Putney).

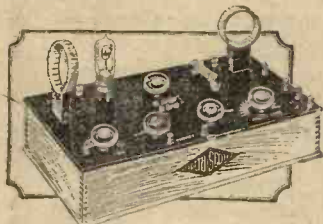
**Harmonics**

SIR,—A very interesting contribution to the recent discussions on harmonics in wireless is that from an amateur in Stock, Essex, who reports the reception of Bordeaux's time signals on a harmonic while listening to transmissions from 2 L.O.

As one-sixty-fourth of Bordeaux's wavelength (23,450 metres) is approximately 366.4 metres, I think this definitely establishes the fact that wireless harmonics do occur in the order one-half, one-quarter, one-eighth, as originally stated by "Thermion," and not one-third, one-fifth, one-seventh, as amended by him after "correction" by a theoretical expert.—W. J. P. (Leigh-on-Sea).

**Are you ready for Chelmsford?**

THE new high-power station at Chelmsford will use a wavelength between 1,500 and 2,000 metres. Wonderful results are to be expected from this new station. Get ready to tune it in. Peto Concert Coils (all plug-in and interchangeable) H.F. Transformers and Multi-wave Amplifiers will enable you to pick it up anywhere in the country.



**The "Popular Wireless" Reflex.**

The finest one-valve set ever invented. Complete set of parts and full instructions (including ebonite panel drilled and tapped). Marconi Royalty paid. **£4 7 6**


Polished Cabinet 7/6 extra. Finished Instrument, tested and guaranteed, all royalties paid. **£7 12 6**

**Simplified 1-Valve Reflex.**

For those who do not desire the refinements of switches, we have designed a revised pattern of the above Receiver. In range and volume it is exactly similar, but the elimination of switching refinements without sacrificing efficiency permits a big cut in price. Complete set of parts (less valve and coils), including all diagrams and drilled and engraved panel all components, etc. **67/6**

Cabinet 4/6 extra. Marconi Royalty 12/6 extra. Finished Instrument, Aerial tested (Marconi Royalty 12/6 extra). **£5 5 0**

Send 3d. for 48-page illustrated Catalogue, the largest and best in the trade.



**The Peto-Scott 2-Valve Reflex.**

Will work a Loud Speaker 40 miles from a B.B.C. Station and will receive all Stations from Aberdeen to Paris on the headphones. Complete set of parts for home assembling, including drilled and engraved panel and full instructions. (Marconi Royalty paid.) **£4 17 6**

Finished Instrument, tested and guaranteed. (Marconi Royalty paid.) **£8 5 0**

**Long-distance H.F. Transformer.**

An improved pattern with air core. Wavelength range, 300 to 500 metres. Highly polished, best quality ebonite. **6/6**

Also in other sizes up to 2,000 metres.



**Tunode Plug.**

Permits the usual type of plug-in coil being used as a tuned anode coil in any set designed for use with transformer. H.F. coupling. All connections made internally. **3/6**

No. 2. For use with second stage of H.F. amplification. **7/-**



**Use this for Chelmsford.**

The Multi-Wave Amplifier for H.F. amplification on all wavelengths above 1,000 metres. Plug into socket in place of H.U. transformer. No tuning required.

No. 1 (for one stage of H.F.) **8/6**  
No. 2. (for second stage of H.F.) **12/6**



**Double H.F. Condenser.**

When two stages of high frequency are used both transformers must be tuned simultaneously—here is a Condenser that will do it by turning one Dial only. Each half of the Condenser (value .00025 mfd.) is insulated but can be connected together, when required, to make one to the value of .0005 mfd. **14/-** One-hole fixing to panel.

**Portable Recuperative Batteries.**

The latest battery specially designed for the new Dull Emitter Valves. These batteries will give a continuous output of .5 to .8 amperes for a period of three to five hours at a voltage of 1.5 per cell. To start the battery working it must be filled with water and allowed to stand for two hours before using.

In length of life they will be found to outlast at least three of the ordinary dry cells recommended for use with Dull Emitters. Special price each in ebonite case **7/6**

**PETO-SCOTT CO., Ltd., 64 High Holborn, W.C.1**

Demonstration Lounge: 99, High Holborn, W.C.1.  
Branches: London: 3, Wellington Street, Strand, W.C.2.  
Liverpool: 4, Manchester Street.  
Walthamstow: 230, Wood Street.  
Plymouth: 4, Bank of England Place.  
Cardiff: 94, Queen Street.  
G. A. Ltd., 844



# T. W. THOMPSON & CO.

Government Surplus Depot

39 & 43 LONDON STREET, GREENWICH, S.E.10

Established 40 Years

## CLEARANCE SALE (Trade Supplied)

**DON'T MISS THESE R.A.F. 52B SPARK TRANSMITTERS.** These sets are the most elaborate transmitters used in the Air Force, covering a wide range and working of 6-10 volt accumulator. Each set contains 2" sterling spark coil, with heavy ebonite panels and fine adjustment. High-grade aluminium spark gap. Variometer wound on ebonite. Dubilier condensers mounted in beautiful ebonite case. Stamped 10,000 volts. This condenser alone costs £4. Aerial ammeter, switchboard type, with engraved metal dial. Extra aerial tuner, switchboard type, containing 2 large basket wound coils. These coils have 7 tappings leading to neat ebonite plug board with plugs. Heavy terminal panels, etc. All mounted in highly polished teak and walnut cases. These sets are unused stores and are brand new, each set having its own carrying case. Cost £40 each. Our clearance price, 30/-, guaranteed tested. Carriage forward. 100 in stock.

**MK. III. 2-VALVE RECEIVING SETS.** Range, 200-1,800 metres. These sets contain neat aerial tuner wound on ebonite, with stud tappings, variometer, reaction, Mk. III. variable condenser, inter-valve transformer, telephone transformer, grid leak and condenser. Additional fixed condenser and numerous other fittings, such as filament rheostat, etc. In canvas-covered mahogany case, a masterpiece of good workmanship. Tested and perfect. Price, £4. Dispatched by passenger train, 3/6 extra. All tested on 3 broadcasting stations. 80 in stock. Above sets complete with 2 valves, phones, H.T. battery accumulator, £6 16/-. Passenger train, 4/6.

**MK. III. R.A.F. 3-VALVE PORTABLE SETS.** Containing 2 inter-valve transformers, 3 tuning coils, in ebonite cases, 3 filament rheostat valve-holders, grid leak and condenser, transformer condenser. Complete with remote control panel containing 2 variable condensers and filament rheostat, highest-grade workmanship, covering broadcasting wavelength. Contained in waterproof case 12 1/2" x 7" x 4". This set is just the thing for carrying about. Price to clear, 75/- each. All tested. Dispatched by passenger train, 2/6 extra. Above sets complete with 3 valves, accumulators, 66-volt H.T. battery and phones, £7 5/-. Dispatch by passenger train, 3/6 extra. 200 in stock.

**R.A.F. "10." 5 valve sets, 2 high frequency, 1 detector and 2 low frequency, case 12 1/2" x 7" x 3".** £5 5/-. Dispatched by passenger train, 2/6 extra. 100 in stock. Valves, 30/- extra.

**MILLIAMMETERS.** 0-50 moving coil. Brand new. 35/- each.  
**MK. III. STAR CRYSTAL SETS.** The finest crystal set used by the Government. Containing Litz wound coils, 2 sets stud tappings, coupling, Perikon detector, carbundum detector, potentiometer, .0015 variable condenser and .0005 variable, fixed condensers, buffer change-over switches, etc. etc. In portable case. This set is well known, and well worth double the price we ask. Price, £5. Passenger train, 3/-.  
**MK. IV.,** as above. Range, 2,500-10,500 metres. £5 each.

**WESTON SUPER-SENSITIVE RELAYS.** Polarised. Brand new. Complete with platinum points, working off .25 of a milliamp. Will record wireless signals off two valves. Cost £10 each. Price to clear, 12/6. Post, 1/-.

**STATION TESTER WAVEMETERS.** 3 range, 100-3,200 metres. Receive and send. Beautiful instruments. Makers, Robert Paul. Calibrations are checked for complete accuracy before dispatch. Price, £5. Post, 1/3. 100 in stock.

**MANSBRIDGE CONDENSERS.** 4 M.F., 4/- each; 2 M.F., 3/- each; 1 M.F., 1/6 each; 5 M.F., 1/6 each. .1 and 1.2 condensers, in case, 1/6. Post, 3d. and 6d. 600 in stock.

**LOW-FREQUENCY AMPLIFIERS.** 3 valve. Containing 3 transformers, filament rheostat, etc. £3 each. Post, 1/3. 100 in stock.

**HIGH-FREQUENCY AMPLIFIERS.** 3 Valve. Containing 3 high-grade transformers, valve-holders, etc. 50/- each. Complete and tested. Post, 1/- 200 in stock.

**MK. III. STAR VARIABLE CONDENSER.** Capacity, .005. Brand new with ebonite case. An accurate condenser is a big thing. Price, 25/-. Post, 1/- 400 in stock.

**SINGLE EARPHONES.** 2,000 ohms. The finest results can be obtained on these receivers. 4/6 each. Post, 3d.

**HEADPHONES.** Ex-Government, 4,000 ohms, guaranteed rewound and remagnetised, in new condition. All leading instrument makers. Cost 30/-. Price to clear, 12/6 each pair. Post, 6d.

**WESTERN HEADPHONES.** Brand new, 150 ohms. 7/6 per pair. Post, 6d.

**SULLIVAN'S HEADPHONES.** 4,000 ohms; 12/6; 120 ohms, new, 7/6. Post, 6d.

**AERIAL AMMETERS.** Brand new accurate Sullivan's, 1.5 amp. Nickel-plated panel mounting type, engraved metal dial with on and off switch. 15/- each. Post, 6d.

**MORRIS, ETC., AERIAL AMMETERS.** 1.5 paper dial. 10/6. Post, 4d.

**HIGH-TENSION MOTOR GENERATORS.** B.T.H. and Mackie, 8 to 600 volts 100 milliamps, direct current, with smoothing condensers, £10. Marconi D.C. generators, 1,500 volts, 20 milliamps, £8. Morley 6 to 600 volts D.C., 80 milliamps, £8.

**MK. III. STAR TUNING COILS.** These coils are wound with Litz wire, with tappings wound on ebonite former 1/2 thick. Wavelength, 100-700 meters. Cost 20/- each. Price to clear, 4/-. Post, 9d.

**1" WIRELESS SPARK COILS.** (Sterling.) Ebonite panels, nickel fittings all brand new. Complete with points and condenser. The winding of the coils are highly effective in use as modulation transformers without conversion. Numerous experiments have been carried out with these coils, and proved valuable both to receivers and transmitters. Every one tested. Cost £3. Price to clear, 6/6. Post, 9d. 2,000 in stock.

**VALVE BOXES.** These cases are specially designed to take 3 valves, each valve having its own separate compartment, being safely padded and neatly lined with baize. Oak cases. Don't have any more broken valves by laying them about, but install one of these cases. Cost 10/-. Price to clear, 1/6. Post, 6d. 2,000 in stock.

**DEWAR SWITCHES.** D.P.C.O., 12 blades, 3/6; S.P.C.O., 12 blades, 2/6. Post, 3d.

**G.P.O. COMBINATION TELEGRAPH SETS.** Each set comprises high-grade sensitive galvanometer, makers, Record, Pye and Co., G.E.C., etc. Scale in degrees, high-grade G.P.O. double-coil gounder. Heavy Morse transmitting key having 4 heavy points. Above fittings are mounted on polished teak case, with heavy terminals. Each set has its own case. Cost £8. Price to clear, 15/6 each. Post, 1/3.

**MK. III. TUNER CASES.** Polished mahogany, size approximately 12" x 12" x 7", with leather carrying handle. 10/- each. Post, 1/- 100 in stock.

**TRANSMITTING MORSE KEYS.** We have a large quantity of these beautiful finished keys, good movement and heavy points. Cost 25/-. Price to clear, 3/6. Post, 6d.

**LOUD-SPEAKING RECEIVERS.** Low resistance. These are a large-type single phone with heavy magnet and large diaphragms, 3 1/2" diameter. Suitable for converting to loud speakers. 6/- each. Post, 9d.

**PLUGS AND JACKS.** 2/- per pair. Spare plugs, 1/3 each. Post, 3d.

**MARCONI SPREADER INSULATORS, ALL RUBBER.** These insulators are 10 feet long, with shackle in centre which goes to hauling rope, and shackle at each end which goes on each end of spreader. These will give an efficient aerial. Cost 18/-. Price to clear, 2/6. Post, 6d. 300 in stock.

**AERIAL ROPES.** 47 feet long by 1/2-inch diameter, best manilla rope, complete with shackles and eyes, 1/9 each. Post, 6d. Brand new. Cost 5/-. 2,000 in stock.

**HAND GENERATORS,** 600 volts 30 milliamps. Direct current. £8 each.

P.S.—Owing to the enormous amount of orders and correspondence we have dealt with during the winter, we have been unable to have lists printed. We are pleased to state that a full list of our large stocks will be ready in one month's time. On completion a free list will be sent to all customers on our books, giving them benefit of clearance lines cheap before advertising.

Agents: A. J. HILL & CO., Electricians, 8 York Hill, BRIGHTON  
where stock of goods in this advertisement can also be purchased and viewed



**WIRELESS IN PARLIAMENT**



From Our Own Correspondent.

QUESTIONS with regard to the profits alleged to have been made by the B.B.C. were put in the House of Commons last week by Mr. Baker, the Labour member for Bristol, East. He asked the Postmaster-General first of all whether he was aware that the proposal to broadcast the speech at the opening of the Empire Exhibition at Wembley led to an enormous increase in the sale of wireless apparatus, as a result of which the Marconiphone firm exhausted their stock; and whether, having regard to the profits which were being made, he was satisfied to leave the control of broadcasting to a private company?

Mr. Hartshorn, in reply, said he had no specific information as to the first part of the question. With regard to the second part, the British Broadcasting Company did not manufacture or sell wireless apparatus, and he saw no reason why increased sales by other firms should affect the arrangement under which the Broadcasting Company was licensed to undertake broadcasting in this country.

This did not content Mr. Baker, who asked: "Are not the profits of the Broad-

casting Company very greatly in excess of what was anticipated when the company was formed?"

Sir H. Brittain: "Is it not owing to the fact that this matter has been left to private enterprise that the profits have been so great, and, so far as Government wireless is concerned, has it not always been carried on at a loss?"

Capt. W. Benn: "Does the Postmaster-General intend to maintain the embargo on the importation of foreign sets?"

Mr. Hartshorn: "I do not think the last question arises. With reference to profits, under the terms of the licence issued to the Broadcasting Company they cannot distribute more than 7½ per cent. to their shareholders. Any additional profits must be used in developing the service."

**B.B.C. Programmes**

Mr. Oliver asked the Postmaster-General whether there were any terms in the agreement between the Postmaster-General and the British Broadcasting Company which gave to the public any control over the management and choice of programmes.

Mr. Hartshorn said that the licence and agreement of January 18, 1923 (published in Command Paper 1822), and the supplementary agreement of October 1, 1923 (Command Paper 1976), gave the Postmaster-General various powers of control over the constitution and finances of the British Broadcasting Company and the

operation of the broadcasting service. In particular, the company must provide a programme of broadcast matter to his reasonable satisfaction.

Mr. Baker asked the Postmaster-General whether he had received a report from the Broadcasting Board on the measures to be taken to control the broadcasting of speeches and lectures on controversial subjects?

**Interference**

Mr. Hartshorn replied that the Broadcasting Board had had this matter under consideration, but had not yet reported on it.

Sir Thomas Bramsdon asked the Parliamentary Secretary to the Admiralty if, without detriment to naval wireless signalling, it was possible to curtail wireless exercises and the sending of wireless messages between the hours of 8 p.m. and 10 p.m.; and would he confer a boon on thousands of wireless licence-holders in this country by taking steps to reduce to a minimum the messages sent during these hours.

Mr. Ammon, in reply, said that no wireless exercises were laid down in Admiralty orders to be carried out between the hours mentioned. The attention of the commanders-in-chief concerned was being drawn to the desirability of reducing naval wireless signalling during those hours to a minimum, consistent with service requirements.

TRADE **Grelco** MARK

**LINES**

**WHICH MAKE**

Valve Adaptor with Split Grid or Plate Connection, 3/6. Post, 3d.

Improved Wander Plug Black or Red. 3d. each Post 1d.

Terminal Socket Fitting Brass 2d. each. N.P. 3d. Panel Brush and Nut Brass 2d. each. N.P. 3d. Post 1d.

**A PLEASURE**

Phone Bobbins 1,000 ohms, 1/- 2,000 ohms, 1/6 Post 14d.

Set of 4 Flexible Basket Coil Formers. True and smooth. 6d. each. Post 14d.

**WIRELESS**

Anode Coil Adaptor 2/- Post 2d.

For Bright or Dull Emitters

**THE "GRELOOSTAT"**  
0-30 ohms Filament Resistance as illustrated 2/6 each. Post 3d

For complete 124 Page Illustrated Catalogue (1,500 illustrations) full of guaranteed goods. Send 3d. post free.

Telephone: MUSEUM 261      No. 13: 66404

**ELECTRIC (GRAFTON) COMPANY**

86, GRAFTON STREET, LONDON      TOTTENHAM COURT ROAD.

The **M-L** **ANODE CONVERTER**

**B**ANISHES one of the most troublesome components of the set, namely, the High Tension Battery.

It is worked from the ordinary 6 volt accumulator used for your filaments at a consumption of only 1.15 amperes.

The M-L Anode Converter completely smooths out the ripple that is so noticeable with direct current machines, and the current supply is as perfectly continuous as that from a battery.

"AMATEUR WIRELESS" says—"... one of the most remarkable appliances yet brought out for the benefit of the amateur Wireless enthusiast."

The machine is supplied for the following standard voltage ranges, but special machines can be made to order.

Type A, 6-70 volts.	For general reception,
Type B 6-120 volts	For two stage power amplification.
Type C 12-300 volts	
Type D 12-500 volts.	For low power transmission.

The M-L Twin-Coil Intervalve Transformer.

Gives greater amplification at greater ranges with entire absence of distortion.  
Price 30/-, ready for mounting

Write to-day for full particulars.

(The M-L Magneto Synd. Ltd  
Wireless Department,  
Victoria Works, COVENTRY



# The Best of all Circuits

is of little value if your components are inefficient.

The use of our "Sonola" (Regd.) Transformer combined with our "Sonola" (Regd.) Micrometer Coil Holder ensures the maximum possible results.

Every Transformer is carefully tested after being made with the utmost care. No Transformer gives better results and there are few, if any, that give result that approach those obtained by the use of the "Sonola."

For finest possible tuning, and in consequence, maximum volume the "Sonola" (Regd.) Micrometer Coil Holder is unequalled.


## "Sonola" (Regd.) Low Frequency Transformer

Size 3 1/4 by 2 1/4 by 3 3/8 in. deep.

Unsurpassed for Silence, Efficiency and Reliability. Provides remarkable Amplification with freedom from noise and Distortion. Equally suitable for use with the Ordinary, D.E.R., Low Current Consumption and High Power Valves. Terminal Type as illustrated.

No. 800	...	...	...	...	...	...	...	...	...	17/6
No. 801	Non Terminal Type	...	...	...	...	...	...	...	...	16/6

NO MAKE OF TRANSFORMER GIVES BETTER RESULTS



### RADIO CATALOGUE No. P/105


illustrates a wide selection of Complete Receiving Sets, Constructional Sets and Component Parts of every description, free on application. Enclose Business Card or Memo for Special Trade Terms and Discounts.

These Lines are stocked by all High Class Radio and Electrical Dealers. FIRMLY REFUSE SUBSTITUTES.

Writes direct if unobtainable:



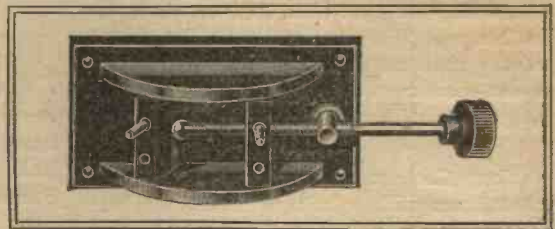
address all communications to  
HEAD OFFICE AND WORKS, PENDLETON, MANCHESTER  
Stocks also held at GLASGOW DEPOT  
95 PITT STREET



### CRYSTAL DETECTORS

Open Type  
Mounted on Ebonine Base  
No. 380 ... .. 1/3

Enclosed Type, as illustrated  
Fitted with Glass Dust Shield and mounted on Ebonine Base.  
No. 400A ... .. 2/3



### "SONOLA" (Regd.) TWO COIL HOLDER, MICROMETER REGULATING P. Patent

Enables the finest possible tuning and adds considerably to the efficiency and selectivity of the Receiving Set  
No. N58/40 ... .. 10/-

## "AMATEUR WIRELESS"

Wireless is attracting all men. The Amateur is entering the field in great numbers, and he wants to know all about it. He will require Materials, Parts, Tools. He will also want to sell surplus material.

is out to cater for this class of reader, who will be eager for knowledge and bargains. To meet him, use the Sale and Exchange columns, which he is sure to search. Rate 3d. per word, 3s. minimum, prepaid. Latest date Thursday mornings.

Address:  
The Advertisement Manager,  
"Amateur Wireless,"  
La Belle Sauvage,  
Ludgate Hill, London, E.C.4

## TRY THE GNEISS AND YOUR SEARCH FOR THE PERFECT CRYSTAL WILL BE REWARDED. NOW AVAILABLE TO THE PUBLIC

It is the only Crystal with a Rectifying Efficiency Approaching 100%

The Gneiss is a Natural Crystal, having its origin in the rich deposits of Mexico, and it SHOULD IMPROVE ANY SET. Scientifically embedded in a Brass Cup, ready for instant use, the Gneiss Crystal may be obtained Price 1/9 each

From **RADIO ACOUSTICS Ltd.**  
Electrical Engineers and Manufacturers of Wireless Apparatus  
175 a Peckham Park Road, Peckham, LONDON, S.E.15


## Ask your Dealer to show you Radiax Variable Condensers with Vernier



THEY belong to the Radiax series of high quality components which, by reason of their perfection of workmanship and finish, delight the eye while ensuring the best possible results on account of the scientific thought and engineering skill embodied in their production.

Both knobs deeply fluted, ensuring easy control. Vernier indicator shows position and makes the finest tuning simple. Their high overall efficiency enables hitherto impossible stations to be tuned in readily.

Best Quality, with Vernier.		Price.
Capacity.	...	13/-
.001	...	12/-
.0006	...	11/-
.0003	...	
Cheaper Quality, without Vernier.		Price.
Capacity.	...	7/6
.001	...	6/6
.0006	...	5/9
.0003	...	



PLUG-IN TRANSFORMERS OR TUNED ANODE COILS.  
350-500, 5/6. 2,600-4,000, 7/6.  
Variable Reactance to plug-in to same, 10/-.



TAPPED ANODE INDUCTANCE. 180-3,000 metres. This new Radiax Registered Intervalve Coupling for the Tuned Anode System, with its neat, self-contained Switch, gives all wavelengths from 180 to 3,000 metres. It gives powerful regenerative Reactance, and will not oscillate the aerial. Full instructions with each, 25/- With Variable Reactance Coil, 35/- Highest finish and accuracy.

## RADIAX LTD.

20 Radio House, Percy St., Tottenham Court Rd. LONDON, W.1  
3 minutes from Tottenham Court Road or Goodge St. Tube Stations.





## RADIO SOCIETY OF GREAT BRITAIN

AN ordinary general meeting of the Radio Society of Great Britain was held at the Institution of Electrical Engineers, Savoy Place, W.C.2, at 6 p.m., on Wednesday, May 28, at which Major H. P. T. Lefroy delivered a lecture upon "Wireless in British Military Aircraft up to August, 1914."

Any members of the Radio Society of Great Britain who have changed their addresses and have not notified the change to the secretary at 53, Victoria Street, London, S.W.1, are asked to do so.

**Resistance for Dull-emitters.**—Mr. T. C. Ball, of 39, Windsor Road, Ealing, informs us that he manufactures and sells a filament rheostat which is practically identical with that described on page 523 in No. 99. We may say that the design of the rheostat described was evolved by a contributor who had no previous knowledge of Mr. Ball's instrument.

Many German air-lines have fitted their aeroplanes with wireless receivers in the passenger compartments. Königswusterhausen now broadcasts special concerts for reception by the air-liners. The broadcast receiver is totally distinct from the ordinary wireless apparatus carried by the 'plane, and it has a separate aerial.

## B.B.C. AND THE RADIO SOCIETIES

ON May 7, at the Club House of the Golders Green Radio Society, an enormous crowd of London amateurs, which taxed the capacity of the hall to its utmost, turned up to hear lectures by Mr. Arthur Burrows and Capt. Frost, of the B.B.C. Mr. Burrows spoke on "Behind the Scenes at the B.C.C.," and Capt. Frost dealt with that bugbear, "Oscillation."

Burndept, Ltd., presented an Ethophone V. to the Pope, who has sent a special medal to the firm. On this set, which is similar to that used by the Archbishop of Canterbury, the Pope is able to hear transmissions from London on a loud-speaker, the latter being an Amplion.

## CATALOGUES

A NEW poster and leaflet giving details of the "Lynanette," a portable receiver with self-contained loud-speaker, have been sent us by Radio Instruments, Ltd., of 12, Hyde Street, New Oxford Street, W.C.1.

From Burndept, Ltd., of Aldine House, Bedford Street, Strand, W.C.2, we have received a copy of publication No. 241, which gives particulars of the "Ethophone V" broadcast receiver in simple, non-technical language.

Characteristic curves and particulars of DFA-type valves are given in a leaflet (reference V.A.3) distributed by the Mullard Radio Valve Co., Ltd., of 45, Nightingale Lane, Balham, S.W.12.

"Wireless Sets and Accessories," a new and enlarged edition of "Accessories for Private Wireless Installations," has been received from Siemens Brothers and Co., Ltd. of Woolwich, S.E.18. It contains thirty-two pages, and its number is 595.

Details of "Liberty" crystal sets are given in a leaflet received from the Hayward Turbine Engineering Co., Ltd., of Liberty Works, Acton Town Station, W.3.

A new type Amplion gramophone attachment is shortly to be placed on the market. It is constructed on the lines of the already well-known "Concert Gramophone" model, but will cost only £2 2s. Further particulars will be given in a later issue.

Sheffield listeners, it is reported, are greatly pleased with the increase in power.

"Broadcasting House," the new Cardiff broadcasting station, is rapidly approaching completion.

The Marconi Company, in conjunction with La Compagnie Radio-France, have made special arrangements for the rapid transmission of telegrams during the Olympic Games. They will be wirelessly from France to London.

## EXPERIMENTAL WIRELESS

*The best Wireless Magazine*  
:: for all Experimenters ::

Brimful of the latest ideas, apparatus, and circuits. The May issue contains special articles on "A New Microphone," "Low Consumption Valves," "Losses in H.F. Circuits," "Aerial Capacity," "Distortionless Amplification," "Studio Damping," "Direction Finding," and other interesting subjects. All splendidly written and illustrated.

Published Monthly ... Price 1s.  
Post Free 1s. 3d.

Complete list of Practical Books on  
Wireless, Electricity and Mechanics  
Post Free

PERCIVAL MARSHALL & CO.,  
66 W, FARRINGDON STREET, LONDON, E.C.4



# Perfect Valves at Half the Cost!

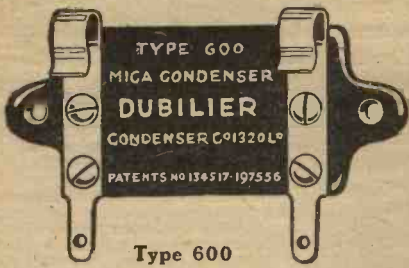
Burnt-out valves are an expensive item—but here is a way to save money without loss of efficiency.

Send your burnt-out valves to us. We will repair and return them speedily. You will find them equal in every way to new valves and the cost is exactly half. A valve repaired by our patent process (Pat. No. 198247/1922) is hard to distinguish from a new one. It has a new lease of life, an unblemished appearance, and its efficiency is as perfect as when new. Send no money. Take no risks. Valves broken in process are replaced by us whenever possible. Our guarantee of best workmanship goes with every valve we repair. As we repair every kind of valve with the exception of the "Dull Emitter" type thousands of wireless enthusiasts use our service—send those burnt-out valves to-day.

J. W. PICKAVANT & Co., Ltd.,  
Quikko Works, Lombard St., Birmingham

Renew valves the  
**Quikko**  
way & save money





Type 600

**Confidence.**

When you buy a fixed condenser of any unknown make for your set, you buy on trust.

You hope that it really will be of the capacity stated; you hope that it will remain constant and not produce mysterious faults by leaking or altering its capacity.

Not having an electrical laboratory at your disposal, you cannot prove the matter either way. So you hope for the best.

\* \* \* \*

How much wiser to buy a condenser in which you CAN have confidence.

There may be an extra outlay of a few pence, but the soundest possible insurance against condenser faults in your receiver is to

**Specify Dubilier.**

THE DUBILIER CONDENSER CO.  
(1921) Ltd  
Goldhawk Road, Shepherd's Bush,  
LONDON, W.12.

**DUBILIER**  
CONDENSER CO. (1921) LTD


E. P. S. 59.

**COSMOS  
RADIO  
COMPONENTS**

**'STRIP' PLUG-IN  
INDUCTANCE COILS**

"COSMOS" Strip Coils are constructed on an entirely new principle, being wound with strip composed of a number of copper wires embedded in prepared paper. The results obtained by this new method of construction are here shown briefly tabulated.

- LOW COST
- LOW SELF-CAPACITY
- MINIMUM RESISTANCE
- LOW H.F. RESISTANCE
- SOUND CONSTRUCTION
- ENTIRELY ENCLOSED
- :: NEAT ::  
APPEARANCE



The figures given below are the results of tests carried out by the NATIONAL PHYSICAL LABORATORY. Attention is directed to the important fact that the self-capacity is smallest in the coils for short wavelengths.

Coil No.	Inductance Microhenries	Self Capacity m/mfds.	Wavelength (metres) when shunted with capacity shown				Price each s. d.
			.0001 mfds.	.0003 mfds.	.0005 mfds.	.001 mfds.	
25	25	10	100	165	215	300	4 6
35	50	10	145	235	300	425	4 6
40	100	10	200	335	425	600	4 9
50	150	10	245	410	520	735	4 9
75	300	10	340	575	740	1040	5 0
100	700	11	530	880	1130	1590	6 0
150	1000	16	640	1060	1360	1900	6 6
175	1400	18	765	1260	1620	2250	7 0
200	2500	17	1020	1680	2150	3000	7 6
300	5000	24	1490	2410	3060	4260	8 9
400	9000	28	2030	3250	4130	5740	9 9

**LOOK FOR THIS MARK** →

"Cosmos" Coils and all Radio Components are obtainable from all Wireless Dealers. Send for List A.M. 7117/1. Post Free 1/-.



"Cosmos" Radiophones, Components and "RADIOBRIX" are manufactured by

THE Mark of Efficiency

**METROPOLITAN  
Vickers**

ELECTRICAL

CO. LTD

TRAFFORD PARK, MANCHESTER

See our large stand at the British Empire Exhibition—  
Palace of Engineering, Avenues 8-10, Bays 7-11

R

PO 7



**"MAKING YOUR OWN COILS"**

IN No. 100, on page 543, an article upon the construction of coils appears under the above heading. We are now informed by the Igranic Electric Co., Ltd., Bedford, that the particular coil described is made upon the same lines as the De Forest coil, of which patent (No. 141,344) the Igranic Co. are the sole licensees. The making of this type of coil for ordinary use or for sale would therefore constitute an infringement of the patent referred to.

"Finding Common Faults in Lighting Circuits" is the title of an article appearing in the current issue of "Work," and this should be of interest to many readers. Other articles in the same number are: "A Hammock Chair for the Garden"; "Making Springs in the Lathe"; "A Pegless Clothes-line"; "Device for Removing Sprockets, etc."; "Repairing an Oval Coal-bucket"; "A Small Occasional Table"; "Simple Bag Repairs"; "Electric Gong Made from Shell Case"; "Side Curtains for Motor Hoods"; "A Simply-made Arc-lamp"; "Making Stringed Instruments for a Boys' Band"; "A Coal Hammer."



**Hastings Radio Society**

ON April 28 Mr. John L. Baird, the inventor of the Baird system of television, gave a lecture in which he described his experiments. The lecturer described his early experiments, which were based upon a study of the human eye; his early attempts to substitute selenium cells for the visual purple of the eye were made many years ago, but owing to the very minute current available from the selenium cell little progress was made. The development of the thermionic valve, however, gave a means of magnifying the minute currents to almost any extent. Thus removing the first difficulty, the next difficulty was the "time lag," or chemical inertia, of the selenium cell. This was overcome by using light interrupted at a high frequency. By this means the fundamental difficulties were overcome, and in January of this year successful demonstrations of the transmission of moving outline images were made to Press representatives and a number of experts.

**Leeds Radio Society**

Hon. Sec.—D. E. PETTIGREW, 37, Mexborough Avenue, Leeds.

ON May 2 the secretary described the elementary principle involved in the design and construction of a five-valve receiver, which was further described and demonstrated at the meeting on May 9. The receiver could be used as a simple crystal set or as a single-valve receiver, provision being made for the addition of four further valves, two H.F. and two L.F. if necessary.

**Radio Association of Ireland**

Hon. Sec.—J. E. MURPHY, 3, Molesworth Street, Dublin.

At the meeting held on May 1 the persistent howling in Dublin and district was discussed, and it was agreed that the secretary should request members of the association to undertake the formation of branches in accordance with the revised rules, with a view to improving the amenities of broadcasting around Dublin. The association is now in a position to give educational wireless demonstrations in Dublin (city and county), having obtained a special licence from the Post Office.

**FOUR "AMATEUR WIRELESS" HANDBOOKS—1s. 6d. EACH**

**WIRELESS TELEPHONY EXPLAINED**

**SIMPLE CRYSTAL RECEIVING SETS**

**WIRELESS COMPONENT PARTS**

**SIMPLE VALVE RECEIVING SETS**

**CASSELL & CO., LTD., LA BELLE SAUVAGE, E.C.4.**

When corresponding with advertiser please mention "Amateur Wireless."

**ANNOUNCEMENTS**

"Amateur Wireless and Electricity." Edited by Bernard E. Jones. Price Threepence. Published on Thursdays and bearing the date of Saturday immediately following. It will be sent post free to any part of the world—3 months, 4s. 6d.; 6 months, 8s. 9d.; 12 months, 17s. 6d. Postal Orders, Post Office Orders, or Cheques should be made payable to the Proprietors, Cassell & Co., Ltd.

General Correspondence is to be brief and written on one side of the paper only. All sketches and drawings to be on separate sheets.

Contributions are always welcome, will be promptly considered, and if used will be paid for.

Queries should be addressed to the Editor, and the conditions printed at the head of "Our Information Bureau" should be closely observed.

Communications should be addressed, according to their nature, to The Editor, The Advertisement Manager, or The Publisher, "Amateur Wireless," La Belle Sauvage, London, E.C.4.

**WE SUPPLY THE TRADE**

*With all Wireless Goods at*

**GREATLY REDUCED SUMMER PRICES**

Traders are invited to call or write for the Summer issue of the Superlamp Net Trade Price List of Wireless Parts, Accessories, Sets, etc.

**SUPERLAMP LIMITED**

Wireless and Electrical Manufacturers and Factors

**HEAD OFFICES** (where all communications should be addressed):  
**197 OLD STREET, LONDON, E.C.2**

*London Trade Counters*  
197 OLD STREET, E.C.2  
105 GREAT EASTERN STREET, E.C.2  
7 DENMARK STREET, CHARING CROSS ROAD, W.C.2  
257 HAMMERSMITH ROAD, HAMMERSMITH, W.6

**WIRELESS BARGAINS**

*by post*

**ALL PARTS SUPPLIED**

*Send for List*

**CRYSTAL RECEIVING SETS.**

Carefully constructed to give perfect reception within 25 miles of a Broadcasting Station. Fitted in polished mahogany case, with ebony top and lacquered brass fittings.

Every set fully guaranteed and stamped B.C.

Prices 8/9 to 17/6 each.

**REVOPHONE CRYSTAL SET** at 6/6.

**VARIOMETER CRYSTAL SET** in Cabinet without lid, dust-proof detector; Each 26/6.

**Tax and post paid.**

**ALLIED INDUSTRIES 93/94 Chancery Lane, LONDON, W.C.2**



**TO THE TRADE**

*Send Your Enquiries to*

**LONDON METAL WAREHOUSES Ltd.**

For BRASS and COPPER, TUBES, SHEETS, RODS, WIRE, ANGLES, Etc. ALUMINIUM and BRONZE PULLEYS, AERIAL WIRES, ENAMELLED and D.C.C. COPPER WIRE, CONSTANTAN RESISTANCE WIRE, SCREWS, NUTS, WASHERS, Etc. :: :: ::

*Write for Price List*

**THE FOUNDRY, HILL STREET, Blackfriars Road, S.E.1**

Telephones: HOP 6196 and 1913. Telegrams: STEBRAWARE, SEDIST, LONDON




# Silvertown

## WIRELESS ACCESSORIES.

Quality Guaranteed by over 50 years' Electrical Manufacturing Experience.

The only Transformer with a 12 months' Guarantee.



Makers:  
**THE SILVERTOWN CO.,**  
106, CANNON ST., LONDON, E.C.4.  
Works - - - SILVERTOWN, E.16.

### SILVERTOWN INTERVALVE TRANSFORMERS.

This apparatus is specially recommended, and is giving great satisfaction to users in all parts of the world.

The utmost care has been taken during manufacture to ensure perfect insulation and low self-capacity. This transformer can be used in power amplifiers, with pressures up to 250 volts. It also gives maximum amplification without distortion, and is absolutely noiseless in operation.

Price 21/= each.

#### WHEN BUYING

Telephone Headpieces, Crystal Holders and Buzzers, Fixed Mica Condensers, Filament Rheostats, Potentiometers, Insulators, Variable Condensers, etc., etc.,

SAY "SILVERTOWN."

## ELECTRADIX RADIO BARGAINS

We have the largest stock of High Grade Apparatus ever offered. Prices—a fraction of cost. Delivery to any part of the World from our Huge Stock. Catalogue Goods are listed and illustrated in our 3d. April Catalogue which should be on every experimenter's table.

**RECEIVERS.** One, two, three and five-valve sets. Hundreds in stock. We specialise in Portable Sets for all seasons and have purchased the remaining stock of the famous R.A.F. No. 10 Aircraft Telephony Receivers, 5-valve 200/600 metres, 2 H.F., 3 L.F. Cost £50 and sold by others at £10. Complete with diagram, instructions and test sheet at the bargain price of £5 5s. Less valves. An unparalleled Opportunity which should be seized at once.

**TUNERS.** We have a large stock of the beautifully made Army 60 w Tuners. Those who know this fine set will remember the two variable air 0015 mfd. Condensers in dustproof cover, similar to those in Paul Wavemeters, which are fitted in the ebonite panel of this Tuner. The variable reaction, slow motion coil movement, is the most admirable mechanism ever seen in Radio apparatus, and is most accurately made, giving very fine tuning-coupling to either of the two coils. Having a large number of these we offer them at the cut figure of £4 each.

For those making their own sets we can offer quantities of the famous Short Wave Tuner Coils. Wound stranded Litz wire on 3 1/2 in. ebonite tubes, at 4/- each.



**RECORDERS.** For recording Morse Wireless Signals. Enable high speed signals to be received and read at leisure. Magnificent British instrument work, cost £40. R.A.F. surplus, guaranteed working, £6 10s.

**MEG. GENERATORS.** Hand Generators, 1,000 volts, £13. 1,000/1,200, £11. M.G., 12/1,200 at 75 m/a, £20. 1 K.W. 200 volts, M.G. to 2,000 volts at 500 m/a, £28.

**ALTERNATORS.** Newton 200 watt 500 cycles, self-exciting Generators, wonderful machines, £3 10s., or with step-up Transformers for 1,000 to 5,000 volts, 500 watt type, £8 10s. All sizes up to 2 K.W.

**WAVEMETERS.** The Largest and Finest Stock of Selected and Tested W.D. Wavemeters in Great Britain. L.R. Townsend, 120/4,000 metres, £6. Paul's Wave-Testers, 100/3,500 metres, £5 10s. Station Testers, 120/1,400, £5. Townsend Broadcast, £3. Heterodynes, various ranges, 200 metres up, from £4 10s. 0s. Forward, 80/3,000 metres, £6 10s. 80/9,000 metres, £7 10s.

The above articles are only a few of our huge selection of Radio and Electrical apparatus. Send 3d. for our new Illustrated Catalogue and Price List, again enlarged for April. If you can give us a call, kindly note that Colonial Avenue is the first turning on the left in Minorities from Aldgate.

## LESLIE DIXON & CO.

9, Colonial Avenue, Minorities, E.1.

Phone: Avenue 4166.

Telegrams: "Electradix, Ald."

Aldgate Station Met. Rly. Buses pass entrance.

## Wisdom in a Cigar-box



It is not of what kind of metal a ship is built that keeps it afloat—it's the rivets that hold it that count.

Jones spent a lot of money on building a really first-class receiving set and made quite a rare little masterpiece. Smith, not so well off, knocked together a quaint affair out of a cigar-box and a few other odds and ends. At eight o'clock each evening Jones' troubles commence whilst his friend Smith settles down to enjoy a pleasant hour or two. From a point of cost, Jones should be getting the best of results, but curiously enough, Smith seems to get the most satisfaction from his set. The reason was this—Jones thought expense meant good results and left his set to care for itself, but Smith gave scrupulous care to every minute detail, even to soldering each connection. The moral is obvious. Solder your connections and be satisfied. Soldering is the easiest thing in the world when FLUXITE is at hand to help you.

Ask your Ironmonger or Hardware Dealer to show you the neat little

## FLUXITE SOLDERING SET.

It is perfectly simple to use, and will last for years in constant use. It contains a special "small-space Soldering Iron with non-heating metal handle, a Pocket Blow-lamp, FLUXITE, Solder, etc., and full instructions. Price 7/6. Write to us should you be unable to obtain it.

PRICE 7/6



## FLUXITE SIMPLIFIES SOLDERING

All Hardware and Ironmongery Stores sell FLUXITE in tins, price 8d., 1/4, and 2/8.

Buy a Tin To-day.  
FLUXITE, LTD. 326, Bevington Street, Bormondsey, England.

For the tool-kit of your car or motor cycle or any soldering jobs about the home.

Amateur Wireless

COUPON  
Available until Saturday,  
May 31, 1924.



# VALVES 5/9 POST FREE

A Limited Quantity of new Telefunken E.V.N. 171 Valves, Upright Pattern (The Long Distance Valves), 5/9 each, while they last. Fil. 2.3-5 volts. Plate 50 to 150 volts. Current consumption approximately .45 amp. SEND NOW.

## ELEFACTORS, Ltd.,

86, Granville Road, Child's Hill, N.W.2  
Phone: Hampstead 7919. Nearest station, Golder's Green

### BEGINNERS' GUIDE TO WIRELESS... BEST BOOK OBTAINABLE.

If you wish to make your own receiver, or to improve the set you already have, you cannot do better than obtain this book. How to **ERECT, CONNECT, AND MAKE** Aerials, complete crystal and valve receivers, coils, tuners, etc.; also the latest two and three valve tuned anode receivers and one and two valve amplifiers 144 pages (including 28 diagrams), 1/3 post free

SAXON RADIO CO. (DEPT 12), SOUTH SHORE, BLACKPOOL

### ACCUMULATORS

C.A.V. Fullers, etc. Guaranteed brand new and perfect but slightly soiled. We refund cash with carriage both ways if returned within 7 days.

IV-40a ...	17/-	6V-40a ...	25/-
4V-60a ...	21/9	6V-60a ...	32/6
4V-80a ...	27/8	6V-80a ...	40/-
4V-100a ...	32/6	6V-100a ...	47/6

Teak cases, polished and fitted with fuses and switch for 5/6 or 4/60, only 5/6 each. Original cost 12/-.  
Special Line. Best English Make, 6v. 60 amp-hour, 22/9 each  
MAUDE RUBBER CO., 58, Praed St., W.2.

### TELEPHONES RE-WOUND

2,400 ohms. Guaranteed. All makes E.V. except Brown "A" & Sullivan. Wax filled, 10/- per pair. Ex-conv. converted to high resistance, 2/6 each earpiece. Re-magnetising 9d. per earpiece. Postage extra 6d. per pair.

JOHN W. MILLER, 70-71, FARRINGTON STREET, E.C.4  
Phone: CENTRAL 1950



**CABINETS YOU WANT PICKETT'S CABINETS**—they're good value, from 1/6 each, highly polished.  
Cabinet (A.M.) Works, Albion Rd. Bexley Heath, S.E. Write for lists

### A CHEAP AMPLIFIER

The "Varex" Amplifier (prov. patent) fills your room with music by amplifying crystal (or valve) sets 8-8 times, without valves, accumulators, etc. Anyone can cheaply construct this unit from our full-size instructional drawings of amplifier, loud speaker and circuits, 2/6; including "Carbox" contact. Operated by 11-v. dry cell.

DEBENHAM & CO., LEWISHAM & BLACKHEATH.  
Letters only to: -6, LOAMPIT VALE, S.E.13.

### ACCUMULATORS. Guaranteed. Direct from Maker to User. Thousands in Use.

Price: 2 volt 40 10/-	4 volt 20 12/6	6 volt 20 18/3
2 " 60 12/6	4 " 40 17/3	6 " 40 24/8
2 " 80 15/-	4 " 60 22/3	6 " 60 32/-
2 " 100 18/-	4 " 80 27/-	6 " 80 38/6
	4 " 100 32/6	6 " 100 48/8

Post and packing 1/- each.  
ADAMS BROS. (LONDON), LTD.,  
Members of B.B.C., Sutherland Rd., LONDON, STAFFS.

### 6/6 R.A.F. "C" VALVES

made by Osram Valve Co., Ltd., and Ediswan Co. are the finest H.F. and Det. valve ever offered under 13/-. The most suitable for vertical panels or portable sets. Fit Mullard "Ora B" sockets. Adaptors for "R" Valves supplied at 1/- each.

"C" Valves were made under Government Supervision for W/L of the Broadcast Bands, and there is no valve to touch them under double the price. Four Electrode "R" 5 v. 6 amp. Valves, 17/6 each, Limited Number De-British Made livered from Stock. Trade Supplied.

Send 3d. stamps for Illus. Cat. of Wireless Bargains.  
Leslie Dixon & Co., 9, Colonial Avenue Minorities, London, E.1



**Wattmel VARIABLE GRID LEAK**

Continuously variable. Silent in operation. Constant in any temperature. Dust and damp-proof. Each tested and guaranteed. Suitable for all circuits.

SEND P.C. FOR DESCRIPTIVE FOLDER  
Beware of imitations, see the name Wattmel on every Grid Leak

**WATMEL WIRELESS**  
Cannaurth House, 1a, Edgware Rd., Marble Arch, W.2  
Telephone: 4575 Paddington.

5 to 5 megohms ... 2/6  
50,000 to 100,000 ohms 3/6

### ORIGINAL POST PAID HOUSE WE APPRECIATE POST ORDERS

**SCRF SPADES** 1/3 per doz.  
**TINNED COPPER WIRE** 24" x 1/16" x 1/16" square, 1/6 per doz.

**Headphones** B.B.O. Mark, 4,000 ohms, 25/-  
Sterling "T" 25/-  
Brown's "T" 25/-  
Fellows 18/6  
Siemens 25/-  
Drandel 25/-  
120 ohms ex-Govt. Sullivan's 10/-

450 Ohms  
650 Ohms  
**Potentiometers**  
**Rheostat Type**  
Superior Quality  
**3/9**

**H.T. Batteries**  
With Wandler Plug  
Cov., 8/- 36v., 4/10  
20v., 8/- 15v., 2/-  
4v. P.L. Btry. 6d.  
6v. Ever-Rdy. 13/6  
58v. 8/- 16v., 3/6  
Siemens same price

**Ebonite Panels**  
Matt ground edges  
9" x 6" x 3/16" 1/10  
9" x 6" x 1/2" 2/2  
12" x 6" x 3/16" 3/8  
12" x 6" x 1/2" 4/6  
12" x 12" x 3/16" 5/-  
12" x 12" x 1/2" 6/6  
15" x 9" x 1/2" 5/6  
6" x 9" x 1/2" 10d

**Special Values**  
Jacks 4-contact  
Bank of 2 - 1/6  
" " 3 - 2/3  
Standard Plugs 1/3

**6 BASKET COILS**  
300/200 metres and 3 holders  
**5/6**

**EXPERIMENTER'S PARCEL**  
Useful materials (worth 20/-)  
**5/6**

**NEW EBONITE CUTTINGS**  
Per lb.  
**2/3**

**EBONITE VERNIER**  
2-coil holder  
Panel Type  
**7/6**  
A Microscopical Adjustment

Write for "Complete Supplementary Price List of Exceptional Values," sent Post Free. (9XL—New Issue.)  
**J. H. TAYLOR & CO.,** Electrical and Radio Engineers,  
Macaulay Street, Huddersfield.  
Telephone: 341. Telegrams: "Thorough," Huddersfield

**RADIO "KENITE" PANELS**  
Impossible loss of signals. Highest dielectric strength, rigid, thoroughly insulated. Black matt finish. 6" x 6" 1/-; 7" x 5" 1/-; 8" x 5" 1/2; 9" x 5" 1/5; 10" x 9" 2/4; 14" x 12" 4/-; 1/2" thick. Post free. Trade inquiries invited.  
**CROXSONIA COMPANY, 10 SOUTH ST., E.C.2**

ADVERTISEMENT INSTRUCTIONS for "Amateur Wireless" are accepted up to first post on Thursday morning for following week's issue, providing space is available.

**PREPAID ADVERTISEMENTS.**  
Advertisements under this head are charged THREEPENCE PER WORD, minimum charge THREE SHILLINGS.

**DEPOSIT SYSTEM.**  
As the Publishers cannot accept responsibility for the bona fides of Advertisers in this publication they have introduced a system of deposit which is recommended should be adopted by readers when dealing with persons with whom they are unacquainted. It is here explained.

Intending purchasers should forward to the Publishers the amount of the purchase money of the article advertised. This will be acknowledged to both the Depositor and the Vendor, whose names and addresses must necessarily be given. The Deposit is retained until advice is received of the completion of the purchase, or of the article having been returned to and accepted by the Vendor. In addition to the amount of the Deposit, a Fee of 6d. for sums of £1 and under, and 1s. for amounts in excess of £1, to cover postage, etc., must be remitted at the same time. In cases of persons not resident within the United Kingdom, double fees are charged.

The amount of the Deposit and Fee must be remitted by Postal Order or Registered Letter (Cheques cannot be accepted), addressed to "AMATEUR WIRELESS,"

ADVERTISEMENT DEPARTMENT,  
LA BELLE SAUVAGE, LONDON, E.C.4

**PATENTS** and Trade Marks obtained.—H. T. P. Geo. Patent Agent, Member R.S.G.B., 51/52, Chancery Lane, London, W.C.1. Phone. Holborn 1625.

**HEADPHONE REPAIRS.**—Re-wound, remagnetised and re-adjusted. Lowest prices quoted on receipt of telephones, delivery three days.—The Varley Magnet Co., London, S.E.16.

**TOPICAL ARTICLES ON WIRELESS SUBJECTS** (not home constructional) wanted. Must be bright and well-informed.—Apply Box 48, Cassell's Advertisement Offices, La Belle Sauvage, London, E.C.4

**13/ CRYSTAL SET 1-VALVE AMPLIFIERS.**—Pledge Bros., 26 Woodstock Road, Oxford. (11/6)

**3-VALVE SET.** In new condition, complete with all accessories, receives all stations, and work loud speaker; an absolute bargain. 47/6 for quick sale, worth double.—C. W. S., 59, Cronin Road, Peckham, London.

**AMPLICRYST** (permanently energised), guaranteed 100 per cent louder than other crystals. Price with catwhiskers, 3s. 6d., or particulars Letcham & Co., 207, King Street, Hammer-smith. (12/6)

**TICKETS, SHOWCARDS, POSTERS.**—Special series for wireless traders.—Write Clarke's, Ticket Specialists, South-cole Road, Bournemouth. (2/6)

**CONSTRUCTORS I**—Components at lowest prices. Lists free.—Dept. W, Webb & Goward, Caxton Street, Market Harborough. (3/6)

**TELEPHONE RECEIVERS & LOUD SPEAKERS** re-wound, 2,000 ohms. 8s. 6d. Postage extra.—M. E. Hampshire, 130, Sydenham Road, S.E.26. (7/6)

**CRYSTAL SET USERS.**—1-valve amplifiers, signals greatly increased, 1s.—D. Walters, 22, Marchett Road, London, S.E.15. (5/6)

**"NOXALL" VARIOMETERS,** guaranteed greater selectivity, 5s. 6d.—"Radialites," 6, Vincent Road, Tottenham, London. (10/6)

**CRYSTAL**—a real crystal tonic—makes your crystal full of life. Magnificent reception and greatly increased strength. Satisfaction, or money refunded. Send 1s. for bottle now.—W. L. P. Co., 75, Kenway Road, Earl's Court, S.W.5. Trade inquiries invited. (4/6)

**PANELITE** will withstand 5,000 volts, sizes 6 by 6 by 3/16 10d.; 6 by 6, 1s. 6d.; 12 by 10, 2s. 6d. Post free. Other sizes proportionate. Black only. Trade inquiries invited.—Radio Panel Co., 8, Westminster Buildings, Aldersgate Street, E.C.1. (12/6)

**ACCUMULATORS.**—New and reliable repairs a speciality. Special terms to trade.—Leham Accumulator Service, 2, Lenham Road, Lee, S.E. (18/6)

## MAKE YOUR SET 50% BETTER!

Send a Postcard for our Brochure which tells you how you can definitely increase the range and selectivity of any wireless set by fitting Bowyer-Lowe Square Law Condensers which have the highest capacity ratio and lowest edge effect losses of any yet made. Write now.

**BOWYER-LOWE CO. LTD., LETCHWORTH**

## SPENCER'S STORES

4-5, MARION'S AVENUE,  
BASINGHALL ST., LONDON, E.C.2  
TELEPHONE: LONDON WALL 2292

### VALVES REPAIRED 6/6. Post free.

### PHONES 4,000 ohms, VERY SENSITIVE, GUARANTEED 12/-

ASK "A.W." for List of Technical Books





**Special Features.**  
 Non-microphonic.  
 Anode of large area.  
 Non-vibrating Anode and Grid.  
 The whole of the electron stream is utilised.  
 Low self-capacity.  
 Cap cannot work loose.  
 An ideal standard.

**G.W.I.**  
 L. G. E.  
 PLATELESS VALVES  
 PATENTS

## THE Valve with a silver lining~

THIS new departure is a decided advance in Wireless Valves. It is the outcome of considerable experiment and research in an endeavour to produce a Valve free from microphonic noises with high signal quality and tone purity. The Anode is formed of a special conducting surface deposited upon the glass container, totally enclosing the Grid and the Filament, giving a large area Anode and definitely ensuring the use of the whole of the Electron stream. The Grid is of special formation, and by this construction an exceedingly high standard of rigidity is obtained. The cap or base fitting is also of novel and original design, and is so arranged that a resilient seating is obtained, no paste or heat is used in the fitting of the cap, yet it is quite impossible for the cap to work loose or come off. The resulting combination is a Valve of high signal quality—great purity of tone—non-microphonic and low self capacity.

Two standard types are now offered. Filament Volts 4 to 6. High efficiency filament.  
 Type G.1. General Purposes Valve. Price 12/6  
 Type A.1. Special Amplifying Valve. „ 13/6  
 The type A.1 is specially made for amplifying with a high magnification factor, and is not recommended as a Detector.

### G.W.I. LTD.

THE ORIGINAL VALVE REPAIRERS.  
 Wireless and Electrical Dept.,  
 Imperial Works, Shanklin Road  
 CROUCH END, LONDON, N.8

Telephone: HORNSEY 3065. Telegrams: WHITE, HORNSEY 3065.



FRESH interests are the great antidote to boredom.

There are endless possibilities with a really efficient portable set that can be carried about like a week-end suitcase. Such a set can be used indoors, on the river, when motoring, or equally well to while away the time on a long train journey.

The new FELLOPHONE PORTABLE THREE is shown below. It requires no aerial or earth wires whatever; all being included in the case. Dry cells are also fitted inside so that there are no accumulators to require constant recharging. It will give excellent results on several pairs of headphones and a Loud Speaker may be used when close to a Transmitting Station.

The compactness and high-class finish will be seen at once on inspection.


Complete with headphones:

**£14-0-0**

(In real cowhide, 15 guineas.)

Extras: B.B.C. tax £1 0 0, Marconi tax £1 17 6, and 3 Marconi D.E.3 Valves.


FELLOWS MAGNETO Co., Ltd.  
 PARK ROYAL, N.W.10. Phone: Willesden 1560





# Inductances in Radio Frequency Circuits

The two chief functions of an inductance in radio frequency circuits are, firstly, to give the largest possible E.M.F. across the terminals for any frequency within its range; and, secondly, to transfer this energy without loss by means of its magnetic field to another inductance in another circuit. A coil that has a strong magnetic field, however, may not necessarily be the coil that builds the highest E.M.F. across its terminals. For instance, a coil may have low losses, which means that it would deliver a high E.M.F. at its terminals, and yet its mutual linkage with another inductance may not be strong enough to transfer its full potential to the other circuit, because the shape of the coil and the method of winding may not be the best suited to combine the two essentials of an efficient inductance—namely, a strong magnetic field and a high mutual linkage.



LISSEAGON TUNING CHART. Note the Intermediate Coils: 30, 40 and 60.

TABLE I. Wavelength range when used as Primary Coils with Standard P.M.G. Aerial and .001 mfd. condenser in parallel.			TABLE II. Wavelength range when used as Secondary Coils with .001 mfd. condenser in parallel.		
No. of coil.	Minimum Wavelength	Maximum Wavelength	Minimum Wavelength	Maximum Wavelength	PRICE
25	185	350	100	325	4/10
30	235	440	130	425	4/10
35	285	530	160	490	4/10
40	360	675	200	635	4/10
50	480	850	250	800	5/-
60	500	950	295	900	5/4
75	600	1,300	360	1,100	5/4
100	820	1,700	500	1,550	6/9
150	965	2,300	700	2,150	7/7
200	1,885	3,200	925	3,000	8/5
250	2,300	3,800	1,100	2,600	8/9
300	2,500	4,600	1,400	4,200	9/2

HOLD A LISSEAGON COIL UP TO THE LIGHT—SEE THE GREAT AIR SPACE RIGHT THROUGH.

LISSEAGON coils, however, are large, the low wavelength coils are wound with wire which has a cross-sectional area nearly four times larger than that of wire used in any other coil, the portions of the windings which carry the two extremes of potential are geometrically as far apart as it is possible to get them and the area and intensity of the magnetic field (which is decided by the distance between the two points of potential) is such that there is an extremely strong field between all LISSEAGON coils, and the two essentials of an efficient inductance are fulfilled in a way not associated with any other make of coil.

## HAVE YOU GOT AN UNRELIABLE GRID LEAK?




If so, the negative charge left on the grid of the valve by each radio frequency oscillation of a radio wave will leak away too quickly, with the result that it would be impossible to regulate the charge that should accumulate on the grid. With the LISSEN Variable Grid Leak (prov. pat.), however, it is possible to select the exact value of leak resistance and to obtain correct grid potential under all conditions of valve and circuit. An interesting alternative use is across the secondary of a transformer or across the Loud Speaker itself, when it will suppress any tendency for the high notes of the musical scale to be amplified disproportionately to the lower notes. LISSEN Variable Grid Leak has positive Stops both ways—continuously variable  $\frac{1}{2}$  to 6 megohms—LISSEN ONE HOLE FIXING, OF COURSE, 2/6. LISSEN Variable Anode Resistance, 20,000 to 250,000 ohms continuously variable, same outward appearance as the LISSEN Variable Grid Leak. 2/6.

## DON'T BEGRUDGE YOUR RECEIVER A LISSESTAT

At any rate, let it have one LISSESTAT—for the detector valve. You will be surprised at the difference it will make to your tuning. When your valve is functioning at the critical point of its characteristic curve you will find yourself able to get fine detection in a way you never could before. And if you fit one LISSESTAT you will surely fit more.



There are three types—each is suitable for dull emitter and all valves. LISSESTAT (prov. pat.) This is the super filament control—the difference it makes has to be experienced to be understood. 7/6. LISSESTAT MINOR (prov. pat.) There must be many hundreds of thousands of inefficient rheostats in use which should be replaced by this perfect little control. Gives something of the beautiful LISSESTAT control at a popular price. 3/6.



LISSESTAT UNIVERSAL (prov. pat.) Its double adjustment protects expensive dull emitters, and a minimum resistance can be left in circuit, or when it is required, a zero resistance may be obtained so that full battery pressure can be used. 10/6.



TO THOSE WHO THINK LISSESTAT CONTROL IS THE SAME THING AS AN ORDINARY RHEOSTAT—LET THEM TRY THE DIFFERENCE.

## ABOLISHING RE-RADIATION TROUBLE.

The best way to effect this is to use the LISSEN REGENERATIVE REACTANCE in the anode circuit of the first H.F. valve. In this way the receiver will be highly efficient and there will be no re-radiation. Plug-in coils can, if desired, be used for the inductance, or the LISSEN TUNER can be used instead—the latter is very convenient. A receiver fitted with the LISSEN REGENERATIVE REACTANCE becomes extremely sensitive, and so selective that nearby broadcasting stations can be cut out and the others tuned in with full built up strength. It is being widely used in tuned anode circuits instead of plug-in coils. With the latter only one stage of H.F. can be employed conveniently, whereas with the LISSEN REGENERATIVE REACTANCE other stages of H.F. can be added, each stage adding considerably to the range and sensitivity of the receiver. Then again a set of plug-in coils to cover the same wide range as the LISSEN REGENERATIVE REACTANCE would cost more—and with the latter there is no coilholder to buy, either.



150-10,000 metres ... 19/6  
150-600 " ... 17/6  
Blue print with each self-tuned.  
Note:—Although the LISSEN REACTANCE AND LISSEN H.F. TRANSFORMER are self-tuned, it will oftentimes be an advantage to have available the means for exceedingly fine tuning as provided by the LISSEN Vernier Condenser, which has been specially designed for fine tuning in H.F. circuits, price 12/6.

150-4,000 metres ... £2 12s. 6d.  
Tune always with a vernier, preferably use the LISSEN Vernier, which is specially designed for fine tuning in H.F. circuits, barely 1 in. dia., 3 1/2 in. long ... 12/6  
ALL LISSEN Radio Frequency parts have an internally connected switch. LISSEN ONE HOLE FIXING saves all drilling and soldering and complications. Tuning is rapid, and a very wide band of wave-length is covered by each part.

## CUTTING OUT HEAVY INTERFERENCE.


A LISSENCEPTOR (prov. pat.) can be introduced into a circuit in two ways. With its tuning condenser it can be built into the receiver itself or can easily be used outside any receiver without alteration to the actual wiring being necessary. It will be found perfectly easy to cut out any nearby broadcasting station, and 95 per cent. of morse interference. There is a type of morse interference which calls for more skill, but even this can be so subdued that reception of music is not spoiled. Requires a separate tuning condenser, preferably use the LISSEN Mica Variable Condenser, Mark 2 type at 17/6.

LISSENCEPTOR Mark 1 type, for broadcasting ... 7/6  
" " " " 600 metres ... 7/6  
" " " " broadcasting and 600 metres combined (with switch for more selective tuning) ... 15/6

THE LISSENCEPTOR ACTS AS A SENTINEL BESIDE YOUR RECEIVER.

## FOR HIGH AMPLIFICATION WITH TONE PURITY

For one or two stages H.F. the LISSEN REACTANCE is quite easy to control. Beyond two stages the LISSEN H.F. Transformer should be used. While LISSEN REACTANCE beyond two stages is not easy to control, as the LISSEN H.F. Transformer, used up to two stages it adds extreme sensitivity and amplifies signals to a much greater extent than any H.F. Transformer coupling. Indeed it is almost comparable to a good audio frequency transformer, besides giving absolute purity. Should be used in the anode circuit.



150-10,000 metres ... 19/6  
150-600 " ... 17/6  
Blue print with each self-tuned.

Note:—Although the LISSEN REACTANCE AND LISSEN H.F. TRANSFORMER are self-tuned, it will oftentimes be an advantage to have available the means for exceedingly fine tuning as provided by the LISSEN Vernier Condenser, which has been specially designed for fine tuning in H.F. circuits, price 12/6.

## ARE RADIO WAVES ABSORBED BY SUNLIGHT?

It is a curious phenomenon how strong light affects the strength of radio reception, particularly in the case of receivers not fitted with proved radio frequency amplification. Amateurs are already finding that their range of reception since the advent of longer days appears in some unexplainable way to be curtailed.

If LISSEN Radio Frequency amplification is employed, however, the range of reception is invariably extended, and those elusive stations again come in despite the absorbing action of sunlight preventing true refraction of ether waves by the "heavenside layer" and so weakening wave energy. LISSEN RADIO FREQUENCY AMPLIFICATION IS THE PROVED METHOD OF BUILDING UP WAVE ENERGY.

## FOR SENSITIVITY AND GREAT STABILITY OF CONTROL.

The purpose of the LISSEN H.F. Transformer is to provide a transformer coupling for those who prefer to use it, or where it is indispensable, as in the case of some dual and reflex circuits. As many stages as desired can be used, with great stability of control.

150-4,000 metres ... 19/6  
Same outward appearance as the LISSEN REACTANCE, but four connections to make instead of two. Blue print shows how.

USE A LISSEN PART FOR EVERY VITAL PLACE OF YOUR RECEIVER, and your receiver will give results which you could never get with mixed parts.

LISSEN PARTS—WELL THOUGHT OUT, THEN WELL MADE

# LISSEN LIMITED

16-20, Woodger Road, Goldhawk Road, LONDON, W.12

Telephones: 3380, 3381, 3382, and 1072 Hammersmith.  
Telegrams: "Lisennium, London."

We guarantee every LISSEN Part to satisfy you perfectly—we EXPECT to hear from you if you are not satisfied.