

Amateur

RADIO

For all two-way radio enthusiasts

2m contest


SWL – buyer's guide

Japan – influence and activity

Secondhand equipment

Why not class A?

Aerial farms



**On test: SSB Products
23cm transverter and RF
power meter**

**FREE
CLASSIFIED
ADS**

COMPUTER WAREHOUSE

1000's OF BARGAINS FOR CALLERS

THE 'ALADDIN'S' CAVE OF COMPUTER AND ELECTRONIC EQUIPMENT

HARD DISK DRIVES

Fully refurbished DIABLO/DRE series 30 2.5 Mb disk drives DEC RK05, NOVA, TEXAS compatible.
Front load. Free stand or rack mount £550.00
Exchangeable type (via lid removal) £795.00
me3029 PSU unit for 2 drives £175.00
DIABLO/DRE 44-4000A/B 5+5 ex stock from 1000's of spares for S30, 4000, 3200, HAWK ex stock. Plus in house repair, refurbishing service. Call for details or quotation. **£995.00**

EX STOCK INTEGRATED CIRCUITS

D8085AH-2	D8086	D8257-5
D8202	D8271	AM2764-3DC
74LS86	74LS112	74LS373
7407	2102-6	4116-3

CALL SALES OFFICE FOR PRICES

HOT LINE DATA BASE

DISTEL ©

THE ORIGINAL FREE OF CHARGE dial up data base. 1000's of stock items and one off bargains. ON LINE NOW - 300 baud, full duplex CCITT tones, 8 bit word, no parity. **01-679 1888**

MAINS FILTERS

Cure those unnerving hang ups and data glitches caused by mains interference
SD5A As recommended by ZX81 news letter matchbox size up to 1000 watt load **£5.95**
L2127 compact completely cased unit with 3 pin fitted socket Up to 750 watts **£9.99**

COMPUTER 'CAB'

All in one quality computer cabinet with integral switched mode PSU, Mains filtering, and twin fan cooling. Originally made for the famous DEC PDP8 computer system costing thousands of pounds. Made to run 24 hours per day the PSU is fully screened and will deliver a massive +5v DC at 17 amps, +15v DC at 1 amp and -15v DC at 5 amps. The complete unit is fully enclosed with removable top lid, filtering, trip switch, 'Power' and 'Run' LEDs mounted on Ali front panel, rear cable entries, etc etc. Units are in good but used condition - supplied for 240v operation complete with full circuit and tech. man. Give your system that professional finish for only £49.95 + Carr. Dim. 19" wide 16" deep 10.5" high. Useable area 16" w 10.5" h 11.5" d. Also available LESS PSU, with FANS etc. Internal dim. 19" w. 16" d. 10.5" h. **£19.95**. Carriage & insurance £9.50.

COOLING FANS

Keep your hot parts COOL and RELIABLE with our range of BRAND NEW professional cooling fans.
ETRI 89XU01 Dim. 92 x 92 x 25 mm. Miniature 240 v equipment fan complete with finger guard. **£9.95**.
GOULD JB-3AR Dim. 3" x 3" x 2.5" compact very quiet running 240 v operation. **NEW £6.95**
BUHLER 69.11.22. 8-16 v DC micro miniature reversible fan. Uses a brushless servo motor for extremely high air flow, almost silent running and guaranteed 10,000 hr life. Measures only 62 x 62 x 22 mm. Current cost £32.00. OUR PRICE ONLY **£12.95** complete with data.
MUFFIN-CENTAUR standard 4" x 4" x 1.25" fan supplied tested EX EQUIPMENT 240 v at £6.25 or 110 v at £4.95 or BRAND NEW 240 v at £10.50. 1000's of other fans Ex Stock. Call for Details. Post & Packing on all fans £1.60

SAVE **£250**

SUPER PRINTER SCOOP

BRAND NEW CENTRONICS 739-2



The "Do Everything Printer" at a price that will NEVER be repeated. Standard CENTRONICS parallel interface for direct connection to BBC, ORIC, DRAGON etc. Superb print quality with full pin addressable graphics and 4 type fonts plus HIGH DEFINITION internal PROPORTIONAL SPACED MODE for WORD PROCESSOR applications. 80-132 columns, single sheet, sprocket or roll paper handling plus much more. Available ONLY from DISPLAY ELECTRONICS at the ridiculous price of **ONLY £199.00** + VAT. Complete with full manual etc. Limited quantity - Hurry while stocks last.
Options: Interface cable (specify) for BBC, ORIC, DRAGON or CENTRONICS 35 way plg **£12.50**. Spare ribbon **£3.00** each. BBC graphics screen dump utility program **£8.60**. Carriage and Ins. £10.00 + VAT

ONLY **£199**

BUDGET RANGE VIDEO MONITORS

At a price YOU can afford, our range of EX EQUIPMENT video monitors defy competition!! All are for 240v working with standard composite video input. Units are pre tested and set up for up to 80 col use on BBC micro. Even where MINOR screen burns MAY exist - normal data displays are unaffected.

1000's SOLD TO DATE
9" HITACHI very compact fully cased. dim. 21cm H x 21cm W x 22cm D. Black and white screen **£44.95**
12" KGM 320-321, high bandwidth input. Will display up to 132 columns x 25 lines. Housed in attractive fully enclosed brushed alloy case. B/W only **£32.95**. GREEN screen **£39.95**
24" KGM large screen black & white monitor fully enclosed in light alloy case. Ideal schools, shops, clubs etc. **ONLY £55.00**
14" BRAND NEW Novex COLOUR type NC1414-CL. Many exacting features such as RGB TTL and composite video input, GREEN TEXT key, internal speaker and audio amp. Even finished in BBC micro matching colours. Fully guaranteed. **ONLY £199.00**
Carriage and ins on ALL videos £10.00

TRANSTEL PRINTERS

EX NEWS SERVICE compact, quality built 50 column matrix printer. Standard 5 bit serial. BAUDOT CODE current loop interface for connection to computer or radio receiver via simple filter network to decode and print most world-wide NEWS, TELEX and RTTY services. Supplied tested and in good condition with data, large paper roll and 50 and 75 baud xtals. **ONLY £49.95** Carr. **£6.00**

GE TERMIPRINTER

A massive purchase of these desk top printer terminals enables us to offer you these quality 30 cps printers at a SUPER LOW PRICE against their original cost of over £1000. Unit comprises of full QWERTY, electronic keyboard and printer mech with print face similar to correspondence quality typewriter. Variable forms tractor unit enables full width - up to 13.5" 120 column paper, upper - lower case, standard RS232 serial interface, internal vertical and horizontal tab settings, standard ribbon adjustable baud rates, quiet operation plus many other features. Supplied complete with manual. Guaranteed working **£130.00** or untested **£85.00**, optional floor stand **£12.50** Carr & Ins **£10.00**.

DUAL 5" DISK DRIVES

Current, quality, professional product of a major computer company, comprising 2 x 40 track MPI or Shugart FULLY BBC COMPATIBLE single sided drives in a compact, attractively styled, grey ABS structured case with internal switched mode PSU. The PSU was intended to drive both drives and an intelligent Z80 controller with over 70 ic's. The controller has been removed leaving ample space and current on the +, -, 5, +12 and -12 supply for all your future expansion requirements. Supplied tested with 90 day guarantee in BRAND NEW condition with cable for BBC micro. Ex Stock at only **£259.00** + £10.00 carr. Limited Quantity Only

TELETYPE ASR 33

DATA I/O TERMINALS

Industry standard combined ASCII 110 baud printer, keyboard and 8 hole paper tape punch and reader. Standard RS232 serial interface. Ideal as cheap hard copy unit or tape prep. for CNC and NC machines. TESTED and in good condition. **Only £235.00** floor stand 10.00 Carr & Ins **£15.00**

PROFESSIONAL KEYBOARD OFFER

An advantageous purchase of brand new surplus allows a great QWERTY, full travel, chassis keyboard offer at fractions of their original costs
ALPHAMERIC 7204/80 full ASCII 60 key, upper, lower + control key, parallel TTL output plus strobe. Dim 12" x 6" + 5 1/2" DC **£39.50**
DEC LA34 Un-coded keyboard with 67 quality, GOLD, normally open switches on standard X, Y matrix. Complete with 3 LED indicators & i/o cable - ideal micro conversions etc. pcb DIM 15" x 4.5" **£74.95** Carriage on keyboards **£3.00**

THE BENEFITS OF INSURANCE

Almost four months ago, on the 29th of February 1984, we, DISPLAY ELECTRONICS were unfortunate enough to have a serious fire at our main location, reducing a substantial part of our stock, warehouse and offices to a pile of ashes and rubble. HOWEVER, we had seen the adverts about the "Benefits of Insurance" and some years ago had taken comprehensive insurance cover to protect against an event such as this.

The day after the fire we did not even have a single pen to write with, to say nothing of the non-existent showroom and burnt out warehouse with direct access to the stars via our now non-existent roof!

The loss of stock and damage to the premises has resulted in losses in excess of £400,000 pounds in real money - no price can value time and effort.

We are still, although working under great difficulties, VERY MUCH in business. We owe this to supreme efforts by all our staff - perhaps knowing their jobs could have been at stake, stock being located at several different locations, help from business colleagues and our bank.

To these people, I say a very loud THANK YOU.

To both the mighty PRUDENTIAL and GENERAL ACCIDENT Insurance Companies who from the date of our fire have NOT even offered or paid A SINGLE PENNY in compensation or have not even offered an ounce of moral support...

To both the mighty PRUDENTIAL and GENERAL ACCIDENT Insurance Companies who only answer our requests for help and information with "We are still looking at reports..." I say "STRONG STUFF THIS INSURANCE?????"

David Fisher, Managing Director, DISPLAY ELECTRONICS

66% DISCOUNT

Due to our massive bulk purchasing programme which enables us to bring you the best possible bargains, we have thousands of I.C.s, Transistors, Relays, Caps, P.C.S.s, Sub-assemblies, Switches, etc. etc. surplus to our requirements. Because we don't have sufficient stocks of any one item to include in our ads - we are packing all these items into the 'BARGAIN PARCEL OF A LIFETIME'. Thousands of components at 'giveaway prices' Guaranteed to be worth at least 3 times what you pay. Unbeatable value!! Sold by weight.

2.5kls **£4.25** + pp **£1.25** 5kls **£5.90** + **£1.80**
10kls **£10.25** + pp **£2.25** 20 kls **£17.50** + **£4.75**

ALL PRICES PLUS VAT

All prices quoted are for U.K. Mainland, paid cash with order in Pounds Sterling PLUS VAT. Minimum order value **£2.00**. Minimum Credit Card order **£10.00**. Minimum BONA FIDE account orders from Government depts, Schools, Universities and established companies **£20.00** Where post and packing not indicated please ADD **£1.00**, + VAT Warehouse open Mon-Fri 9.30 - 5.30, Sat. 10.15 - 5.30. We reserve the right to change prices and specifications without notice. Trade, Bulk and Export enquiries welcome.

DATA MODEMS

Join the communications revolution with our range of EX TELECOM data modems. Made to most stringent spec and designed to operate for 24 hrs per day. Units are made to the CCITT tone spec. With RS232 i/o levels via a 25 way 'D' skt. Units are sold in a tested and working condition with data. Permission may be required for connection to PD lines.

MODEM 2B "Hackers Special" fully fledged up to 300 baud full duplex, ANSWER or CALL modes. AUTO ANSWER, Data i/o via standard RS232 25 way 'D' socket. Just 2 wire connection to comms line. Ideal networks etc. Complete with data, tested, ready to run at a NEW SUPER LOW PRICE of **ONLY £65.00** + VAT + Carr.

MODEM 20-1 Compact unit for use with MICRONET, PRESTEL or TELECOM GOLD etc. 2 wire direct connect 75 baud transmit 1200 baud receive. Data i/o via RS232 'D' socket. Guaranteed working with data **£49.95**

MODEM 20-2 same as 20-1 but 75 baud receive 1200 baud transmit **£130.00**

TRANSDATA 307A 300 baud acoustic coupler RS232 i/o **£95.00**

NEW DSI123 Multi Standard modem selectable V21 300-300 bps, V23 75-1200, V23 1200-75 full duplex. Or 1200-1200 half duplex modes. Full auto answer via modem or CPU. LED status indicators. CALL or ANSWER modes Switchable CCITT or BELL 103 & 202. Housed in ABS case size only 2.5" x 8.5" x 9". **£288.00** + VAT

For further data or details on other EX STOCK modems contact sales office.

Carriage on all modems **£10.00** + VAT.

EX STOCK

DEC CORNER


BA11-MB 3.5" Bax, PSU, LTC	£385.00
DH11-AD 16 x RS232 DMA interface	£2100.00
DLV11-J 4 x EIA interface	£310.00
DUP11 Sych. Serial data i/o	£650.00
DE11-B 8 line RS232 mux board	£650.00
LA36 Decwriter EIA or 20 ma loop	£270.00
LAXX-NW LA180 RS232 serial interface and buffer option	£130.00
LAX34-AL LA34 tractor feed	£85.00
MS11-JP Unibus 32 kb Ram	£80.00
MS11-LB Unibus 128 kb Ram	£450.00
MS11-LD Unibus 256 kb Ram	£850.00
MSC4804 Qbus (equiv MSV11-L) 256 kb	£499.00
PDP11/05 Cpu, Ram, i/o, etc.	£450.00
PDP11/40 Cpu, 124k MMU	£1850.00
RT11 ver. 3B documentation kit	£70.00
RK05-J 2.5 Mb disk drives	£650.00
KLBJA-PDP 8 async i/o	£175.00
MIB8 PDP8 Bootstrap option	£75.00
VT50 VDU and Keyboard - current loop	£175.00

1000's of EX STOCK spares for DEC PDP8, PDP8A, PDP11 systems & peripherals. Call for details. All types of Computer equipment and spares wanted for PROMPT CASH PAYMENT.

DISPLAY ELECTRONICS

32 Biggin Way, Upper Norwood, London SE19 3XF
Telephone 01-679 4414 Telex 27924

Amateur RADIO



Editor:
Jim Chalmers
**Advertisement
Manager:**
Nicola Dyer
**Advertisement
Executive:**
Anne Brady
Subscriptions:
01-684 3157
Accounts:
Clare Brinkman
Publisher:
Peter Williams
General Manager:
Alan Golbourn
On sale: Fourth
Thursday of the month
preceding cover date
Next issue: Cover date
September 1984 on sale
23 August 1984
Published by: Amateur
Radio Magazines,
Sovereign House,
Brentwood, Essex CM14
4SE, England
(0277 219876)

Printed: In England
ISSN: 0264-2557
News Trade Sales by:
Argus Press Sales &
Distribution Ltd, 12-18
Paul Street, London
EC2A 4JS.
01-247 8233

Front cover: The SSB Products
23cm transverter and RF power
meter on test this month (see
page 20). Picture by Jay Moss-
Powell, G6XIB

Whilst every care is taken when
accepting advertisements we
cannot accept responsibility
for unsatisfactory transactions.
We will, however, thoroughly
investigate any complaints.
The views expressed by
contributors are not
necessarily those of the
publishers.
Every care is also taken to
ensure that the contents of
Amateur Radio are accurate,
we assume no responsibility
for any effect from errors or
omissions.

Audit Bureau of Circulations
membership applied for
© Copyright 1984
Amateur Radio Magazines

6 Current Comment

The Editor's chance to give his own views on the world of amateur radio

8 Letters

Your opinions on topics of interest

9 Rally Calendar

When, where and how to get there

10 Straight and Level

All the latest news, comment and developments on the amateur radio scene

16 DX Diary

Don Field G3XTT with this month's DX news

20 Angus McKenzie tests

G3OSS takes a look at a 23cm transverter, RF power meter and 70cm mobile

32 1983 2 metre fixed station contest

RG Wilson G4NZU with some observations and results

34 Earths, radials and counterpoise systems

John Heys G3BDQ takes a comprehensive look at how to get the best out of your aerial

38 Their gain – your loss

Nobby O'Brien G3ZEV takes a critical look at antenna gain figures

40 Holiday operating in Spain

John Armstrong GW3EJR on just how EAsy it is

43 Why not class A?

Keith Townsend G4PZA on passing that Morse test

46 SWL

Trevor Morgan GW4OXB with what's in store in the High Street

48 The Coathanger

Ken Williams puts in a bid for the cheapest ever 2m aerial

51 On the beam

Glen Ross G8MWR with all the latest news from VHF, UHF and Micro-waves

53 Maidenhead locator system


A tour around the new map, including a computer program to tell you where you are

56 Whatever happened to wire?

'Dodson at Random' on aerial farms and antenna allotments

62 Japan – influence and activity

Angus McKenzie full of eastern promise: fugu fish and chips



65 Secondhand equipment guide

The return of Hugh Allison G3XSE on what to look for *and* what to avoid

68 Free Classified Ads

The market for buying and selling

71 Coming next month

What's in store for you

SERVICES

27 Subscription order form

45 Newsagents order form

71 Free Classified Ad form

72 Radio and Electronics World
subscription order form

72 Amateurs Handbook order form

73 Small Ads

74 Advertisers Index

74 Advertising rates & information

LOWE SHOPS,

Whenever you enter a LOWE ELECTRONIC'S shop, be it Glasgow, Darlington, Cambridge, London or here at Matlock, then you can be certain that along with a courteous welcome you will receive straightforward advice. Advice given not with the intention of 'making' a sale but the sort which is given freely by one radio amateur to another. Of course, if you decide to purchase then you have the knowledge that LOWE ELECTRONICS are the company that set the standard for amateur radio after-sales service. The shops are open Tuesday to Saturday and close for lunch 12.30 till 1.30pm.

GLASGOW

In Glasgow the LOWE ELECTRONIC'S shop (telephone 041 945 2626) is managed by Sim GMSAN. Its address is 4/5 Queen Margaret's Road, off Queen Margaret's Drive. That's the right turn off Great Western road at the Botanical Gardens' traffic lights. Street parking is available outside the shop and afterwards the Botanical gardens are well worth a visit...

DARLINGTON

In the North East the LOWE ELECTRONICS' shop is found in the delightful market town of Darlington (telephone 0325 486121) and is managed by Don G3GEA. The shop's address is 56 North Road, Darlington. That is on the A167 Durham road out of town. A huge free car park across the road, a large supermarket and bistro restaurant combine to make a visit to Darlington a pleasure for the whole family.

CAMBRIDGE

Cambridge, not only a University town but now the location of a LOWE ELECTRONICS' shop managed by Tony G4NBS. The address is 162 High Street, Chesterton, Cambridge (telephone 0223 311230). From the A45 just to the north of Cambridge turn off into the town on the A1309, past the science park and turn left at the first roundabout, signposted Chesterton. After passing a children's playground on your left turn left (between the shops) into Green End Road. Very quickly, and without you noticing it, Green End Road becomes High Street. Easy and free street parking is available outside the shop.

LONDON

The Capital City also has a LOWE ELECTRONICS' shop managed by Andy, G4DHQ. Easy to find, the address is 278 Pentonville Road, London N1 9NR (telephone 01 837 6702) and the shop is located on the lower sales floor of Hepworths. That's only a 3 minutes walk from Kings Cross railway station. So, when you're in the Capital City, visit LOWE ELECTRONICS.

MATLOCK

Finally, here in Matlock David G4KFN is in charge. Located in an area of scenic beauty a visit to the shop can combine amateur radio with an outing for the whole family. May I suggest a meal in one of the town's inexpensive restaurants or a picnic on the hill tops followed by a spell of portable operation.

LOWE ELECTRONICS

Chesterfield Road, Matlock, Derbyshire DE4 5LE
Telephone 0629 2817, 2430, 4087, 4995
And don't forget from Matlock also

MAIL ORDER



SSB AND FM FOR £225, the BELCOM LS202E.

Until now, dual mode 2 metre transceivers have been designed for shack, car or shoulder operation. Mobile they may have been but convenient hand portables they were not. That situation has now changed. You will remember that I told you about the new BELCOM LS202E SSB/FM 2 meter transceiver in a previous edition of RADCOM; at the time I said the price would be around £1000. You will, therefore, be extremely pleased to learn that the transceiver is available for £225.00 inc VAT. Now for a few details; (if you want a colour leaflet to appreciate the full beauty of the LS202E transceiver then ring Beryl here at Matlock, alternatively you could always visit a LOWE shop).

- Full coverage of the 2 metre amateur band from 144 to 146 MHz in 5 MHz steps on both SSB (Upper and Lower) and FM, selection of frequency by means of rotary thumb wheel switches. In addition, a VXO control giving +/- 5 KHZ frequency shift and RIT with centre click stop are provided on the top panel. For night time operation the frequency readout and S meter can be illuminated by an internal LED.

- The use of hybrid IC's and a miniature SSB crystal filter has made the LS202E even smaller than some of the existing FM only handheld portables. The rig measures 62mm wide, 40mm deep and 165mm high, small enough for your jacket pocket and weighs only 520 grammes.

- RF power output SSB (PEP), FM 3.5 watts (at 10.8 volts)
2.5 watts (at 7.2 volts)
1.5 watts (at 6 volts)

- The LS202E is equipped for repeater operation having both frequency shift and 1750 Hz tone burst.

A comprehensive range of accessories is available...

NP6 .. Rechargeable battery pack (7.2 volts).....	£22.65
NP9 .. Rechargeable battery pack (10.8 volts).....	£31.40
CA910E .. AC charger (for NP6)	£8.50
CA110E .. AC charger (for NP9)	£8.50
CS912 .. Mobile charger (for NP6)	£6.90
CS112 .. Mobile charger (for NP9)	£6.90
SH1 .. Speaker/microphone	£14.95
SFT207 .. Soft case	£4.80
LA207 .. Mobile console with 25 watt linear	£118.00
AN2 .. 1/4 wave BNC rod aerial	£8.50

WHY NOT

CLASS A ?

by KEITH TOWNSEND G4PZA

Another radio amateur exam is now well and truly behind us and a great many nails will have been bitten in anticipation of the outcome. Once again the bands will ring to the sound of new call signs and there will have been a few bitter disappointments. For those who have been successful, the next question to be faced is that of deciding whether to take full advantage of the facilities available to the radio amateur by pitting their wits against what, at first, seems like an interminable mass of indecipherable noises. I am talking about learning Morse code.

I see I have already divided the ranks. Straight away we have three distinct schools of thought on the subject. Within the first group, those who regard the necessity for any form of CW qualification as an outrage, we hear the oft-repeated argument that CW is out of date, an anachronism which should be allowed to pass into obscurity, unnoticed and unmourned. I cannot help but suspect that this belief owes more to some difficulty, real or imagined, in reaching the required standard, than to any genuine conviction of obsolescence. Nor does it take account of the fact that to many amateurs CW is a most rewarding mode of transmission which presents one challenge after another in the search for either a rare copy or a higher standard of operation.

Nevertheless there are very valid reasons why a CW qualification is required before we may be let loose upon an unsuspecting world. Consider those bands of which we are only secondary users. Because of the vagaries of propagation there will be numerous occasions when we can hear only one side of a QSO and it is not difficult to conceive the situation in which an amateur station begins to operate on a frequency which, although appearing clear at his QTH, is occupied by 'fish-phone' or some similar service. None of us cause such interference intentionally and, ladies and gentlemen that we are, would QSY in an instant, once advised of the problem. This is where the need for CW comes in, since many of the stations with which we share these bands use only this mode and there would be

precious little use in their asking an amateur station to QSY in a language he couldn't understand.

The second group consists of the 'positive thinkers', those who regard the need to pass the test as part of the routine of becoming an amateur. Many of them will already be proficient, having learned their Morse either during military service, or as a member of either a school cadet company or one of the various Scout or Boys' Brigade groups. Others will set to with a will, determined that this new skill shall be their's in the shortest possible time.

Then comes the third group, that is, the majority, who will begin with considerable trepidation and steadily work their way to the desired goal. Sure, they will all arrive there at different times, for there is no end to the number of factors which determine the speed at which an individual may learn. Sure, there will be those who drop out before making the grade (usually from sheer frustration), and equally there will be a few who, having sucked it and seen, decide that CW is not the mode for them.

You can pass

It is primarily to this third group and to those not even contemplating learning the code that I offer the simple observation that there is virtually no-one who cannot learn Morse code. True, it may present special difficulties for those with certain forms of disablement. How do the deaf hear the tones and how do the sightless write down what they have heard? These are not insurmountable barriers. Vibration and pitch can help those with hearing difficulties and many a blind operator has learned Morse with the aid of Braille or a tape recorder.

The truth of the matter is that if you approach it in the right way you will almost certainly achieve that coveted class A licence faster than you reckoned. Most amateur clubs and many Adult Education Services provide courses in Morse code and you should experience little difficulty in finding such a class, the standard of which is generally very high, but regular attendance is not an automatic passport to the HF bands. How you learn is every bit as important as where

and when you learn, and it is not sufficient to spend one night a week on CW in the expectation of success. On the other hand it is as well to guard against the temptation to spend every spare minute cramming your head full of sound. Take it to excess and not only will it become a drag but, you also face the danger of 'Morse-mania', a form of tiredness in which the mind refuses to take any more and you find yourself incapable of recognising those symbols which have, until now, offered no trouble at all. The secret is little and often. Better to do ten to fifteen minutes every day than to spend a couple of hours, say, two nights a week.

Obviously the first necessity in learning Morse is to associate each symbol with the appropriate letter of the alphabet and this can be done easily, even before joining an organised class. The trick is to use an 'idiot board'. Most published lists of Morse characters show the symbols as dots and dashes and I am willing to bet that this is the cause of more learning difficulties than any other single factor. Will someone please tell me what a dot sounds like? You can't hear a line on a piece of paper so first let's convert all these dots and dashes into a sound that we can remember. Let's substitute the sound 'dit' for each dot and 'dah' for each dash, simply because it is much quicker to say 'di-dah-di-dah' than 'dot-dash-dot-dash'. Sceptical? Go ahead and try it.

The next stage is to write out your crib sheet, transforming each symbol into its sound form. For example the letter A becomes di-dah, B is dah-di-di-dit, C is dah-di-dah-dit and so on. You will see that the letter 't' has been left out of each dit except the last part of each character. Again this is for speed. Try saying dah-dit-dah-dit quickly and you will see what I mean.

Now the fun begins. You didn't learn the alphabet all in one go, so don't try to learn Morse code that way. Better to pick a few letters, study their sound and then read through any old printed matter picking them out in code. When you are happy that you recognise them without too much trouble then add a few more to your repertoire until, before long, you

for **£168** inc. vat not only
a **32K COLOUR GENIE COMPUTER**
but **£57** worth of **RTTY**
receive/transmit hard and software

FREE!

plus 2 additional amateur radio programs,
also **FREE!**



Many radio amateurs, very wisely, have not yet added a computer to their shack. Apart from the difficulty of which computer to choose, they consider it over expensive to purchase the necessary additional soft and hardware to transmit and receive RTTY, create logging facilities or compute distances between themselves and other radio amateurs. Things have now changed. LOWE ELECTRONICS have put together a substantial package which includes **FREE OF CHARGE** with every **COLOUR GENIE** sold from Matlock the following.

A **RADSOFTEK RTTY FULL RECEIVE/TRANSMIT SYSTEM** (afsk) with the following features...

Split screen...enables incoming message to be displayed together with status of machine whilst you 'type ahead' your reply.

Status line...displays the current baud rate, a tuning aid and the call sign of the incoming signal if it has been captured.

Screen re-scroll...no need to scramble for a pen as details disappear of the top of the screen, more than 6000 characters are stored for reappraisal.

Memory buffers...10 x 255 characters enabling prepared messages to be stored, the pages can be pre written and saved to cassette for future use. They can also be edited at any time

Fixed buffers...incorporated into the program are a selection of messages often used by a RTTY operator. eg. RYRYRYRYRYR..., THE QUICK BROWN FOX..., QRZ DE (your call sign), DE (your call sign)

Call sign capture...on receive the incoming station's call sign can be automatically read from the screen and displayed on the status line. It can be transmitted at any time by the press of a key.

Baud rate...45, 50, 56 and 75 bauds transceive can be selected from the keyboard whilst in receive mode.

Normal and reverse shift is keyboard selectable, the selected shift and baud rate being displayed on the monitor screen. To simplify Operation an 'on screen' tuning aid is provided.

On transmit all the necessary carriage returns, line feeds, letter and figure shifts are built in making operation simple.

Connections could not be easier...a cassette lead is used between the computer and the 3.5 mm socket on the supplied terminal unit. To input an RTTY signal from the receiver requires a lead making up from the audio output of the rig to the 3.5 mm socket of the terminal unit. (one 3.5 mm jack plug is supplied) Transmit audio is generated inside the **COLOUR GENIE**, a lead from the computer audio out to the mic input completes the connections.

A comprehensive instruction manual is included with the package.

The list price of the **RADSOFTEK** package is £56.00 inc VAT. With the **LOWE ELECTRONICS** computer the system is **FREE!**

In addition purchases of the **COLOUR GENIE** will receive two other programs also **FREE OF CHARGE**. One is a log system enabling up to 700 stations together with their signal report and QRA locator to be stored, ideal for a contest. The second can be used to quickly tell you the distance between yourself and the station you are working. A map of the UK or, for the DX-er, Europe appears on the screen with flashing dots locating yourself and the other station.

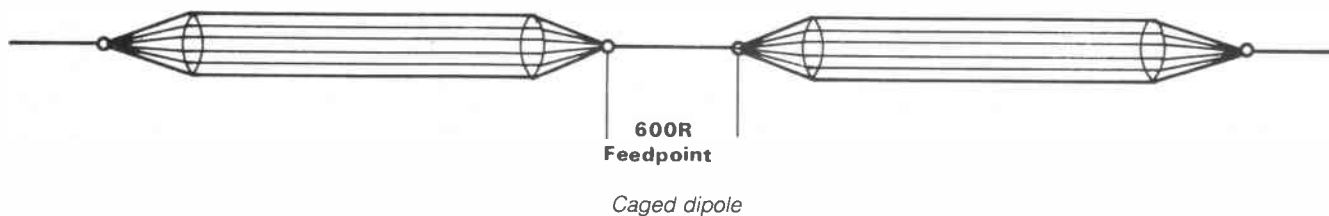
Don't be carried away in your enthusiasm for RTTY, don't forget, you will own a **COLOUR GENIE**, a proven 32K home computer. This is a considerable advantage over the dedicated RTTY system. The **COLOUR GENIE** has a 'proper' keyboard just like today's electronic typewriters, not indefinite touch pads. It is not a games plaything but is capable of introducing the family to computing. That's if you'll ever let it out of the shack.

don't forget our open day!

On the 18th of August we are having our fourth **OPEN DAY** here at Matlock. With us for the day will be the **RSGB**, **Practical Wireless**, **John Birkett** and his bits from **Lincoln** and **Strumec** with their towers. In the grounds, for music lovers, will be a local **Brass Band**. For the family hot dogs, icecream, drinks etc. are available and of course ample **FREE** car parking. During the day conducted tours of the building will take place ending in **Aladdin's cave** (John's workshop where demonstrations of the extensive expensive test equipment will take place). And, of course, if you can't afford to buy then you may win the **FREE** raffle.

Frequency range 2:1

$$\lambda = \frac{L}{C} \text{ where } L = \text{length of aerial} \text{ \& } C = \text{diameter of cage}$$

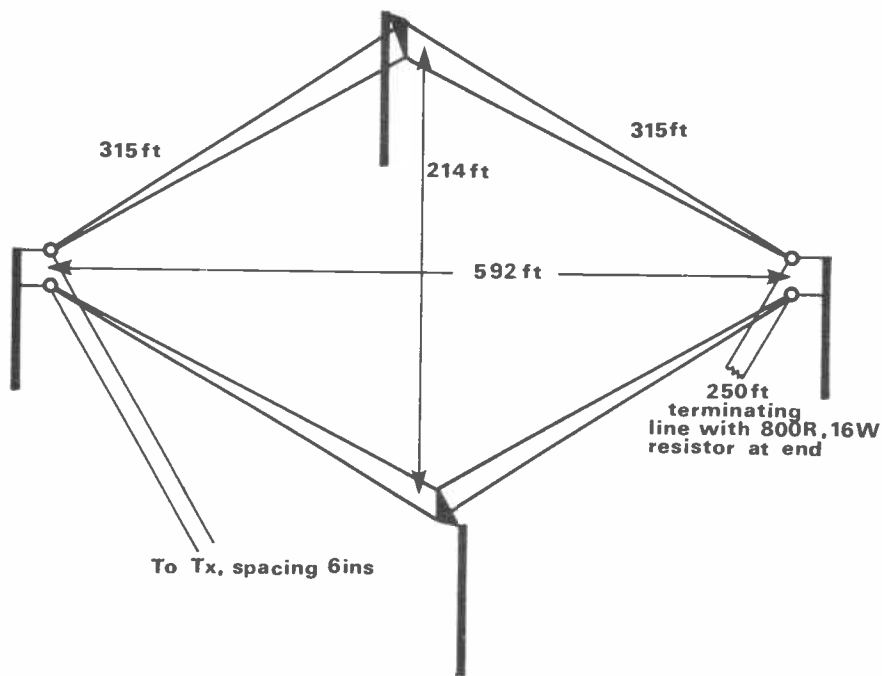


with the availability of bi-directional properties if the terminating resistor is disconnected. A complicated system, it was originally designed to give good response from the F2 layer with long-distance targets on a specific bearing, or within a restricted target area.

The side angles of the rhombic are designed so that the individual power lobes about each wire combine at the design frequency in an additive manner to produce a concentrated beam in the direction of the terminating resistor. The tilt angle of the system is so arranged that lobes 2, 3, 5 and 8 are additive in the forward direction. A rhombic aerial operates over at least an octave (or 2:1) frequency range, which can be improved by using multi-wire construction (such as the three-wire rhombic), which helps maintain the impedance at around 600ohms. But having said that the rhombic is non-resonant, it is advisable to cut the length to suit the lower and higher portions of the HF band.

Really, a rhombic antenna is merely an extension of a 'long wire' aerial – a non-resonant system employing the principle of the travelling wave. A resonant aerial depends upon an incident wave of energy travelling towards a distant point from the feed, and reaching a discontinuity which will reflect energy back to the feed. The incident and reflected energy combine to produce a standing wave and resultant radiation.

If, however, a single wire is erected which is several wavelengths long, and the point most distant from the feed is terminated in an impedance equal to the impedance of the wire, no reflection occurs. The only wave remaining will be one which is travelling from the feed to terminating point: a wave radiated from this long wire to be received at the target is the resultant of the separate waves radiated to the target from all sections of the wire. For the purposes of reception, the output to a receiver is the vector sum of all the differently phased waves of energy induced in the wire as a wavefront sweeps across it. Because the speed of the travelling wave in the wire is less than the wave in space and the



Rhombic antenna system, shown for 7–29MHz

direction between wire and wave-front is usually different, the wire responds differently to wave-fronts arriving at other angles and frequencies. Furthermore, as the frequency of operation is increased, the direction of maximum response becomes closer to the longitudinal axis of the wire. This change is due to the longer electrical length of the wire providing different conditions for the cancellation and reinforcement of the different waves induced in the wire by the wavefront.

Insofar as the dipole is the basis of so many aerial systems, the 'logarithmic periodic array of dipoles' employs its

principles to the full. If any aerial array is constructed which consists of a repeated structure, the dimensions of which decrease gradually with little change between the size of successive elements, the system will be largely frequency dependant. The log periodic array consists of a series of half wave dipoles, the length and spacing of each decreasing from the largest, designed to be half a wavelength at the lowest frequency of operation, to the smallest, which is half a wavelength at the highest.

The ratio of the length and spacing between successive elements is in the region of 0.8, and is called the 'scale

CURRENT COMMENT

MAKING HEADLINES

From time to time items related to our hobby, and the world of radio in general, find their way into the pages of the local and national press. Typically these provide good, if slightly back-handed publicity: a quirky little 'ham' à la Hancock who is first with the news of a lone round-the-world glider pilot, a coup d'état in Outer Belgravia or the existence of class B licensees on Mars. Other items raise very serious questions involving amateur radio and its relationship to the outside world, and it is a few of these which we look at this month.

Justice/Injustice

The first two items concern amateur radio operating procedures, and what can happen when these are ignored. As well as being controversial in itself, an additional element with regard to the relative seriousness of 'crimes' has been introduced. Both clippings come from the *Brighton Argus* of June 21st, and were kindly sent to us by Reg Moores.

Under the headline 'Radio ham fined £100' comes the story of a licensed amateur who, for failing to log a call, failing to notify the authorities of a change of address, and two offences of failing to use a proper callsign, was in breach of licensing conditions and fined £100 with £50 costs.

Although few details of what happened are given in the report, the size of the fine makes it quite clear just how serious an offence was committed. This was not just a misdemeanour within the confines of a hobby, *this was a criminal act.*

Another criminal act which likewise found its way into the magistrates' court that day is described in an article headed 'Last chance for youth in attack'. Here a 17 year-old youth, possibly not a radio amateur, made an 'unprovoked and particularly vicious attack on an innocent person', by clubbing him over the head with an iron bar. The youth, who had an 'appalling' criminal record, was put on probation and ordered to pay £75 compensation.

Last chance for youth in attack

A TEENAGER who viciously clubbed another youth over the head with an iron bar has been given a last chance.

Haywards Heath magistrates heard it was the first time the 17-year-old had been charged with violence since he was 15.

LOCAL RADIO TECHNICIANS ELECTROCUTED

A radio engineer and his 18-year-old helper were electrocuted when the outside broadcast aerial they were erecting touched a 30,000 volt overhead power line yesterday.

Mr Tony Copper, 39, Blakeney, Glouce, and Mr Lane, of Dean's Walk, Gt Wincombe, Glouce, were dead on arrival at tenham General Hospital after the accident at Sudeley, Wincombe, Glouce.

They were preparing for a gala by Severn S. Exeter's independent station.

challenged the youth to a fight, but was ignored. He then hit Mr Richardson on the head with an iron bar which he had removed from a temporary road sign.

Mr Mann said: "It was an unprovoked and particularly vicious attack on an innocent person."

He had no idea why he had been charged with violence.

Dyson-Holland, who said to have a criminal record, was fined £75 for his victim.

Mr Anthony Mann of the Home Office said: "It was an unprovoked and particularly vicious attack on an innocent person."

The radio ham, who 11 years ago was the youngest person to hold an amateur licence in Britain, was fined £100.

A radio ham, who 11 years ago was the youngest person to hold an amateur licence in Britain, was fined £100.

Complete conviction, Paul Thomas Russell, 26, of 11th Pier Road, Brighton, admitted failing to log a call, failing to notify a change of address, and two offences of failing to use a proper callsign, all in breach of conditions of his licence.

He was fined £100 with £50 costs. The prosecution was brought by the Home Office under the 1949 Wireless Telegraphy Act.

He was fined £100 with £50 costs. The prosecution was brought by the Home Office under the 1949 Wireless Telegraphy Act.

Current Comment is not the place to discuss the nature of justice or injustice in the British legal system but when the penalty for failing to comply with licence regulations so far exceeds that for malicious wounding, an offence which some might construe as attempted murder, then it is difficult not to share some of the indignation felt by Reg in his note accompanying the clippings:

'Warning to all amateur radio operators! One believes that this is a pleasant and harmless hobby, but may I suggest that you change to stamp or butterfly collecting? It has been said in the past that the easiest way to become a law-breaker was just to own a car, but no more! Amateur radio surpasses this: one operator of 11 years experience doesn't give his callsign, neglects to make an entry in his log and bingo! £100 fine, £50 costs. One man with an iron bar, £75 compensation to pay and told not to do it again? Anyway, how can someone be prosecuted for telephony, under a *Telegraphy Act*? Surely that's like being done for riding a bike when in fact you were driving a car?' Ouch!

Our second foray into the

newspapers brings us something which is ultimately more important to all. We refer of course to the tragedy which took place at Coombe Hill, where two CB enthusiasts were killed when an aerial which they were erecting touched 11,000 volt power cables.

The fact that these cables had been mistaken for telephone lines brought a predictable response from many readers, namely that lack of education had in no small way contributed to this terrible accident. In the wake of last month's *Current Comment* about novice licensing, many cited this incident as indicative of the need for more instruction in the basics at as early a stage as possible. One such letter stated:

'Being by nature conciliatory, I would like to see a logical development of the CB system into a properly taught and well regulated organisation, based on amateur radio principles. The use of common English (but not too common); encouragement to learn theory; regulations and CW are all important, if one seeks to be a serious operator.

I believe in the encouragement of learning and in help-

ing CBers in the transition from CB to amateur radio - therefore any means is worth consideration. I attach a clipping from the newspaper: 'Two die in CB aerial tragedy'. Please reproduce the information. I do not wish to see good radio-operator potential sacrificed by totally unnecessary risk. I feel that had the unfortunate victims been more aware of electricity, they would be with us today. The difference between 11,000 volt cables and British Telecom telephone lines is so obvious to those learned in basics. Hence the need for tuition prior to the gaining of empirical experience via untutored risk.

I am always willing to assist anyone wishing to learn how to become an amateur radio operator: indeed, so are many fellow amateurs.'

The sentiments expressed in such letters were quite generous, but within a week of this tragedy another incident cast new light on the situation, and brought to mind perhaps the most important lesson of all.

The tragic death of two technicians at work on an outside broadcast unit, once more as a result of masts coming into contact with HT lines, moves the spotlight off the question of experience or lack of experience and onto a matter which is vital whether your interest in radio is CB, amateur or even professional:

The first consideration at all times must be safety. An individual's fallibility with regard to potentially fatal accidents is NOT entirely dependent on experience. If ever you are in doubt, ask someone who may know more. Never do something on your own which might better be done with the help of others. In all instances, for everyone's sake, BE SAFE!

By all means let amateur radio make the headlines, for innovations such as satellite and data communication, for social and public service such as RAYNET or charity work, and for promoting worldwide friendship, but please let's keep our hobby off the casualty lists.

FREE CLASSIFIED ADS

FOR SALE

■ Eddystone full scale tuning dial and slow motion drive and Electronics bandspread transistor coil pack, all mounted on chassis ready for building receiver, £15.00 plus £2.00 post and packing. Quad valve, LW, MW, SW, tuner £20.00. Quad 22 preamp £25.00. All in good order. Letters only to Mel Fisher (G4WYW), 41 Setley Gardens, Strouden Park, Bournemouth, Dorset BH8 0HQ.

■ KW2000B trans. No mods, AC power unit, 6146B P/As. In regular use last 8 years. Well known on the air. Good working order and appearance. Call and test, Halifax G8CB £195. Tel: 0422 43104.

■ Collins TCS13 receiver and power supply, with spare valves and manual, £40.00. Also realistic DX160 receiver complete with speaker manual, £40.00. James Thomson, 2 Wilton Hill, Hawick TD9 8BA. Tel: 0450 75089.

■ Rare UHF airband receiver made by Collins. Covers 220.0 to 399.9MHz in 100KHz steps with no gaps. In full working order, with complete maintenance and operation manual. Also has full range of remote control facilities, E140 inc Discone antenna. Tel: 0482 864313 (after 4.30pm).

■ Yaesu FRD x 400S amateur band RX, 160-70m, read out to IKH3, including 200W SSTT2 ATU £150. ICS amateur radio course, 20 books, including test papers £20. Tel: Luton 23119.

■ Chinon CE4, 1.7SLR auto/manual camera, 50mm standard lens, 28mm wide angle, 100mm to 200mm, 200m power wind. Chinon 1090C pro flash gun with main flash and fill in flash. Two U/U filters, rubber lens hood, leather hold - all shoulder bag. Exchange for H/F TCVR or separates. Approx value £200. RT Field, 37 Cotswold Avenue, Rayleigh, Essex SS6 8AW. Tel: Rayleigh 779998.

■ FT208R Yaesu; handportable transceiver, Slim-dim antenna, desk charger, portable charger, speaker mike, spare battery, good working order £225.00 ono. Cost over £350 new. Tel: M R Kember, Burgh Heath 50265 (between 9am-1pm).

■ OM10 SLR camera, 50mm F1.8 lens, 80-200 F4.5 macro 200mm lens and various extras £210 or will exchange for FT208R and charger. G6YCV QTHR. Tel: Calne 812966 (after 7pm).

■ Ten metre all mode transceiver, Belcom LS102L, 8 months old £140 ono. Tel: 041 429 2841.

■ Dual beam oscilloscope, Calscope super 10, complete with uniprobe x1 and x10. Kits 2 off. Less than 3 years old, very little used, £150 for quick sale. Tel: 0908 607796.

■ Microwave module 144-28, all papers, £20. Tel: 0453 810471.

■ Belcom LS102L, 26-30, mint cond, boxed and brackets. USB, LSB, AM, FM, CW. 10m mobile £195 ono. Also Cobra 146 and DNT FM for spares £12. SWR meter £8 ono. 200W mobile SSB, FM, AM, amplifier 12V, £30. Breml 45W mobile £8. SWR has twin meters. Tel: Wraysbury 2617 (7.30 to 8.30pm).

■ New valves, Class D wavemeter, capacitors (paper HV), 27 knot fibreglass with 10ft runabout with trailers and extras, wheel steering £300 lot. Also lamps, tools. Send SAE for lists. Multimeter wanted in perfect condition. E Williams, 25 Glenmore Rd, Oxtou, Birkenhead, Cheshire L43 2HQ.

■ 2m Belcom LS20XE pocket transceivers with rechargeable batteries. Never used. Main charger. Two units at £95 each. Will split. Tel: 061 573 7882 (Mr Jones).

■ Trio 2300 plus extras:- GPVS collinear MM, 30W linear, PSU wavemeter, nicads, charger, case and strap, coat. All vgc, hardly used, £250 ono. Will not split. James Twigg, 12 Gatcombe Close, Stretton, Burton on Trent, Tel: 0283 62013 (evenings).

■ Swap digital multimeter up to 10 amps ac/dc for VHF/UHF wavemeter or cheap rotator or WHY. Tel: Hull 859445.

■ Trio TW4000A, dual band 2m/70cms, 4 months old, registered with Lowes, £399 or exchange for Trio TR9130. Realistic PRO2008 scanner, cost £200, accept £70. N Purkins, 32 Astral Road, Hessele, North Humberside HU13 9DD. Tel: Hull (0482) 644222).

■ Marconi Appolo professional general purpose communication receiver, digital frequency display, full coverage between 15KHz and 28MHz. This is the ultimate in receivers with a current cost of £3000. Too many features to list but would send

copy of Marconi specification. Mint condition and fantastic value at £600. Tel: 0472 823643 (evenings).

■ Tonna 9 element portable antenna, new condition £15. Ant slim jim £4 (2 metres). 'Ham Radio Today' Morse course (tapes), half price, £5.50. Tel: 0532 585806.

■ Amprobe Canadian Clamp-on multimeter, unused, worth over £100. Up to 300A/600V £50. Clearing meters, valves, tools, big family tent, 10ft runabout & trailer, projector, filmstrips, etc. Send SAE for lists. Williams, 25 Glenmore Road, Birkenhead.

■ Trio TR7800, 25W mobil, complete with mobil mount 14 memories, £150. Trio TR2500 hand-held, ST2 charger, brand new. Surplus to requirements cost £300 sell for £250. Mr Sycamore, 50 Hillcross Avenue, Morden, Surrey SM4 4EB. Tel: 01 540 3959.

■ Belcom LS102L, 26-30, good cond. Boxed and brackets USB, LSB, FM, AM, CW. 10m mobil £195 ono. Also Cobra 146 and DNT FM for spares £12 plus twin scale SWR meter £8 ono. Also Antenna UK81, 1.5m base £5. Tel: Wraysbury 2617 (any evening 7.30-8.30pm only).

■ IC745 with £100 worth filters. FM board one month old. Illness forces sale. All books and boxes with SM5 and scan hand mics. Price includes Securicor. Cost over £1000, sell for £800. G13HNM QTHR. Mr Davies, 24 Brooklanes Ave, Belfast BT16 0PA.

■ BBC model B, 12 months old, fitted with Wordwise and Exmon Roms plus BBC cassette, software and books. Also available, Opus type desk. £400 for micro, offers on the rest. Buyer to collect. Tel: John 0774 819453 (evenings after 8pm and weekends).

■ Pye PF70, three channel RB14, RB2, SU8 pre-amp, £80. G6SVX QTHR Tel: Crawley 25032.

■ Three tone buzzers 12V but will work from 9 to 24V on PCB 3in x 1 1/4in, still new, cost £5, sell £2. 22K lin pots, small size, 7mm fixing hole 10 for £1. Mixed bags of new capacitors/transistors/resistors 100 + item £2.50. A good mix or send SAE for list. D Martin, 6 Downland Gardens, Epsom, Surrey KT18 5SJ.

■ Yaesu FT290 plus BNOS 100W linear. Chris Kelland, G6LRY, 40A Kingfishers Grove Village, Nr Wantage, Oxon DX12 7JN. Tel: 023-57 2205.

■ Yaesu FRG 7700 genral coverage receiver with FRT 7700 ATU. Boxed as new. £270 ono. Jim, Gravesend, Kent. Tel: 0474 57795.

■ SX 200N scanning receiver AM + FM all bands 16 memories 12VT car lead or mains. Still boxed. £175. Also have compatible antenna. Would swap for 934 rig. J Foster, 'Brecon', Retendon Common, Essex CM3 5EW. Tel: Chelmsford 400760.

■ 308 Amateur Radio Club surplus equipment sale on Tuesday October 9th at St Marks Church Hall, Church Hill Road, Surbiton. Bring and buy. Tea and coffee available. For more details contact Dave G6YQD QTHR. Dave Davis, G6YQD, 13 Maple Rd, Surbiton. Tel: 01-399 5487.

■ Storno 70cm hand held, 2 channel, crystallised RB4 + SU8. Tone burst microphone. 2 nicads + dummy battery for remote PSU. £40 ono. G4MBD. Tel: Isle of Wight 753948.

■ Belcom LS102L 26-30. Boxed with brackets USB, LSB, AM, FM, CW. 10m mobile £195 ono. Cobra 146 plus DNT FM for spares £12. Twin meter SWR £10. UK81 antenna £7. 200W amplifier £30 ono. Tel: Andy Wraysbury 2617 (7.30 to 8.30pm only).

■ FT208R handheld, 6 months old, with case, charger £140 ono. Would exchange for 70cm handheld IC4E - FT708R. Consider part exchange for FT790R. Tel: Roger, G4IPE, Louth 0507 601030 (night); 0507 82 8002 (day). Not QTHR.

■ Trio R1000 general coverage receiver, boxed, Trio HS5 head phones, ATU, hardly used, the lot £135. A Hannaford, 9 South View, Horrabridge, Yelverton, Devon, PL20 7SU.

■ Yaesu FT227RB 2m/FM trans, 10W mic etc, vgc £135. FDK 725x 2m/FM trans, 25W mic, mint, boxed £170. Icom 255E sm/FM trans, 25W, mic etc vgc, boxed £145. Yaesu FRG7, G/C, Rx, boxed £125. Yaesu FT101ZD Mk3 FM, WARC boxed, £470. Trio R1000, G/C, Rx, vgc, £230. Tel: Weymouth 0305 786930.

■ Microwave modules MMC435/600, 70cm ATV converter, UHF output, brand new, £25. Marconiphone B/W TV set with Thorn 950 series chassis, needs attention, spares or repair £5. York JCB861

mobile FM CB transceiver complete with aerial, SWR meter and books about CB £30. Buyers collect or pay carriage. Tim Boorman, GW1FBL, 109 Saunders Way, Sketty, Swansea SA2 8BH. Tel: Swansea 0792 201565 (evenings).

■ 24GHZ directional coupler and detector (with crystal) £28. 10GHx klystrons 75mW £8, 25mW £4. Muirhead slow motion dial £10. Push buttons (reed contact), 12 for £9. Army PTT microphone £2. QQV0640, tested, £8, QQV0310 £3. Mains reversible motor (suit small beam) £4. Lamp and 2 matched photocells assembly £2. Wavemeter 1000-2000MHz £18. High resistance phones, Browns AF £15. Wanted 603KHz crystal. Tel: Cambridge (0223) 860150.

■ Sky King rotator, model SU2000, suit VHF-UHF beam, never been outdoors £20 plus carriage. Tel: Taunton 75776.

■ Yaesu FRG7700 and FRT7700. Six months old, boxed, with manual, excellent condition. £250. Tel: Rugby 67466 (after 6pm).

■ Yaesu FRG7 communications receiver with new digital readout £140. I Abel, 52 Hollytree Ave, Maltby, Rotherham, Yorks. G3ZHI. Tel: 0709 814911.

■ Swap 1955 Standard 10. Rebuilt engine, gearbox, brakes and steering. Resprayed and wax-oiled, vgc. For fully synthesised 70cms mobile multimode and cash adjustment. Car value £1,000. Contact: John (G1FDJ). Tel: 01 693 6137 (office hours only).

■ Pye HF Tx/Rx 50W 1.6 to 3.9MHz with manual, as new, offers. Freq meter BC221 charts PSU, vgc £40. Airmec VTVM 217 vgc £35. Dawe test oscillator 0.1 10000Hz dual quadrature output vgc £40. Telequipment servi scope with new spare valves £40. Metrix VTVM MX202B vgc £40. Marconi VTVM TF899, vgc £15. Valves QV08-100, 723/AB, QF41, KT66, 11E3, QU37, 6CH6, 3C45, CRTs GD1814A, RMT59, offers. Tel: 0502 715419

■ Trio TS-180S TCVR. Fitted extra SSB filter, PS-30 PSU, spkr SP-180, VFO, VFO-180, ATU, AT-180, original owner, all manuals very good condition £450 ono. Tel: 0822 66867.

■ Erskins 1 inch oscilloscope with wobulator and circuit £12. R1155, no mods £30. Heathkit RAI receiver £20. Grundig 'Reporter' tape recorder, collectors item. Offers. R Lucking, 62 Ember Farm Way, East Molesey, Surrey KT8 0BL. Tel: 01 398 3603.

■ TR7730 Kenwood Trio 2m FM mobile transceiver, include memory select. M switch, Mr switch freq display. Busy indicator on air. Indicator RPT. Indicators RF meter, Tx offset switch MS memory scan switch mic. Up or down tone switch, hold switch, scan switch, Hi/Low 5/25 step power vol squelch main tuning. £200 or swap for a gen c receiver. Tel: Sheffield 447117.

■ Selling collection old valve radios, valves, spares, service data, test equipment etc. Write today for list of remaining items, odds and ends. Please include SAE for your list. M Small, 8 Cherry Tree Road, Chinnor, Oxon OX9 4QY.

■ Yaesu FT101E, HF trans, 160m-10m mic, boxed etc £280 ono. Yaesu FT227RB, 2m, Tx/Rx, FM, 10W mic etc, vgc £135. Yaesu FT208R hand-held 2m FM, NC9C charger, mint, boxed £160. Trio 7010 CW SSB Tx/Rx mic etc, vgc, boxed £95. Yaesu YP150Z Durry load Wattmeter, mint £70. FT707, FP707, FC707, HF, Tx/Rx, vgc £470. Tel: 0305 786930.

■ Yaesu FT-DX 560 HF transceiver. Bands: 80, 40, 20, 15, 10m. SSB and CW. Power 560W input. Yaesu base microphone, fitted with 600Hz narrow CW filter. Complete with manuals and packing. In good condition £350 ono. S Cowell (G4XKH). Tel: 098 064 675. (Not QTHR).

■ Class D Wavemeter, 40Ch, FM, CB, valves, projectors and screen, filmstrips, tools, car accessories etc. Send SAE for A4 list. Williams, 25 Glenmore Road, Oxtou, Birkenhead, Cheshire L43.

■ Belcon transceiver, all mode, good condition £180. Realistic radio 6 wave bands, DXC60 £20. Tel: 01 207 0706.

■ IC2E, spkr mic, BP4 battery case with 6 Nicads, DC1, 12V adaptor, mobile charging lead, cases, charger, helical ant etc £140. 20W PA, suit 2E £20. Rx converter 2m input, 10m output £10. Wanted FT290. G6RMA, QTHR. Tel: Dan 0322 524938 (after 6pm).

■ IC2E, 2 batts, case, mic £110. Hewlett Packard

AMTRONICS (TONBRIDGE) G4 SYZ

THE AMATEUR RADIO SPECIALISTS IN KENT

CLOSED MONDAYS: 9 TO 5.30 TUES TO SAT



FORTOP $\frac{A}{V}$	
Convertor.....	£26.95
70cm TX.....	£149.00
70cm TX/RX.....	£169.00
24cm TX.....	£199.00
TX Kit.....	£33.60

B.N.O.S.	
1-100 Linear.....	£172.50
3-100 Linear.....	£172.50
10-100 Linear.....	£149.50
25 amp PSU.....	£138.00
12 amp PSU.....	£95.45

ADONIS	
Safety Mic.....	£43.25
Safety Mic.....	£28.95
503 Mic.....	£47.50
303 Mic.....	£36.50
F53 C/W Speaker.....	£52.00



30FT LATTICE TOWER. Made by professionals for Amateurs. This is the latest product in our ever increasing range. Towers and mountings in stock (cash-n-carry) or delivered. Call in at the shop to inspect this quality tower or send SAE for full details.

CREDIT AVAILABLE THROUGH SHEPHERD FINANCE (INSTANT) WITH CALL SIGN. ASK FOR WRITTEN DETAILS OR CALL IN THE SHOP.

ALSO NEW FROM **MET ANTENNAS**
70cm 5 Element 9.5 db gain 0.7m long. Go anywhere antenna. Fantastic performance. End mounting, horizontal or vertical. Will fit in suitcase.

£299

ONLY £16.95p
Coming soon:
2m + 70cm power splitters.
FULL RANGE IN STOCK

Uniden CR2021 Receiver £160
Yamato Rotator (up to 8 Eli beam) only £40
Gamma Twin 2m Antenna £7.95p.
New-2 metre Preamps. Also inline
10 metre Preamps, ie 29MHz FM

Full range Jaybeam Antennas.
Large stocks of pole, clamps,
including the new 1 Eli.
Rotary Dipole and 1to2to3 Eli add
on kits

FAST MAIL ORDER
Access, Visa, Postal Order,
Cheque

GENERAL SPECIFICATIONS

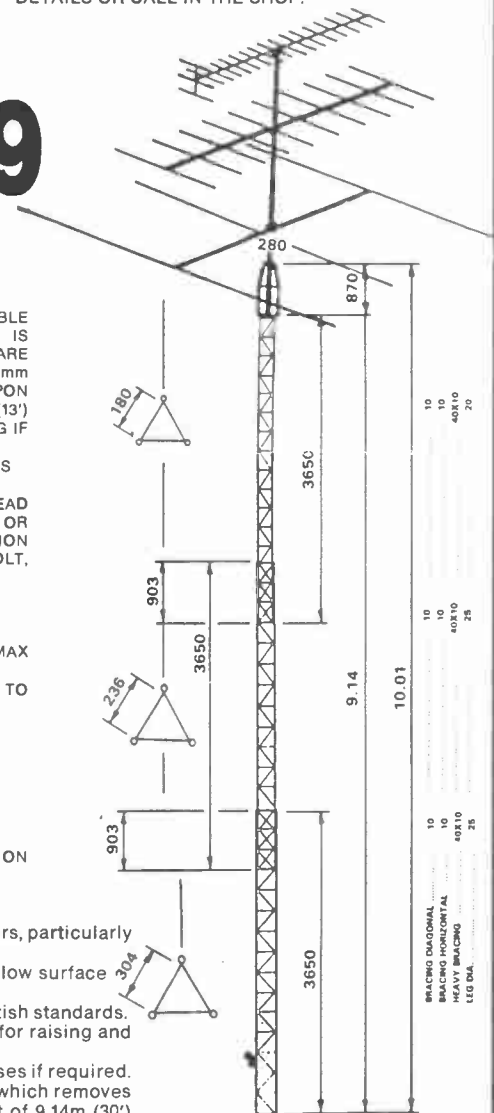
WINCH (800lb)
ROPES 5mm LOWER 4.5mm TOP
540 Kg (1200lb) S.W.L.
A STANDARD HEAD UNIT IS AVAILABLE ALTHOUGH ONLY REQUIRED IF ROTATOR IS BASE MOUNTED AS ALL 10m (30') TOWERS ARE FITTED WITH MOUNTING FACILITIES FOR 51mm (2" Dia) STUB MAST AND DEPENDING UPON AERIAL CONFIGURATION CAN BE UP TO 4m (13') ALSO ALL HEAD UNITS WILL TAKE A BEARING IF REQUIRED.
FINISH MANUFACTURED TO B.S.I. STANDARDS
HOT DIP GALVANISED
FIXINGS FOR ANY ALTERNATIVE HEAD ATTACHMENTS eg CCTV CAMERA MOUNT OR LIGHTING PAD SIMPLY SLOT INTO TOP SECTION OF TOWER AND IS LOCKED WITH SINGLE BOLT. AS IS SAME WITH HEAD UNIT.

LOADINGS

BASE ON C.P.3, CHP V. PART 2
AT WINDSPEEDS OF 160Km/h (100 m.p.h.) MAX WEIGHT OF HEADLOAD 125 Kgs (275lb)
THIS LOADING WOULD BE EQUIVALENT TO WINDSPEED SURFACE AREA OF: .84M (9.0 F²)

UNIVERSAL MOUNTINGS

(a) WALL
(b) FIXED POST
(c) TILT POST
(d) FIXED BASE
(e) HINGED BASE
VARIATIONS CAN BE MADE TO CLIENTS ON REQUIREMENTS



THE 30' (10m) TOWER RANGE

The 30' Tower is the result of a detailed design programme to study the needs of today's Radio users, particularly in an urban environment. Our Towers are of the conventional triangular lattice construction which provides a low weight, low surface area but high strength combination. For durability the complete tower, brackets and bell housing are hot dip galvanised to current British standards. All Towers come complete with suitable winch cables, pulleys, bolts and accessories necessary for raising and lowering as standard. A safety latch is provided to lock the tower in its raised position. The relatively low closed height of the towers make it practical and acceptable for planning purposes if required. Also the majority of owners find they are able to work on their aerial systems at this closed height which removes the necessity to purchase costly tilt over versions. The extended head height before head unit of 9.14m (30') provides a good operating platform at a most economic price. Bearing in mind depending on head load a 4m (13') stub mast can be fitted giving up to 13.7m (45'). The concept of our range is to provide the user with a basic tower unit and to allow him to choose from a selection of universal accessories to suit the precise needs of individual mounting requirements. If none of the standard items are suitable specific mounts may be manufactured to order.

WE ALSO SELL:

Jaybeam, Bnos, Drae, Fortop (ATV), Azden, Adonis, Met, Datong, Uniden Amateur, FDK, Yaesu, Oscar, Diamond, Sagant, Spectrum Software, RSGB Books and Maps. Also large selection of polls clamps, masts, cable-connectors, lashings etc.

8 TOLLGATE BUILDINGS, HADLOW RD, TONBRIDGE. TEL: (0732) 361850

ADVERTISERS INDEX

Amateur Radio Exchange	18,19	Microwave Modules	Outside Back Cover
Amtronics	7	PM Components	60,61
Ant Products	73	Pinehurst Data Studios	73
BNRES.....	45	Piper Communications.....	19
Bredhurst	27	WP Publications	50
Booths Holdings	73	RAS (Nottingham).....	52
Centre Electronics.....	45	RSGB	42
PNP Communications.....	73	Rapid Results College.....	64
Display Electronics	Inside Front Cover	Reg Ward & Co.....	50
East Cornwall Components.....	Inside Back Cover	Selectronic.....	52
Eastern Communications	12,73	South Midlands Communications.....	14,15
DW Electronics	73	Southdown Radio	73
Garex Electronics	42	J Sykes	73
Glenstar Electrical Motors Ltd.....	19	Thanet Electronics	28,29,30,31
Heatherite	73	Timestep Electronics.....	67
CM Howes Communications.....	18	Viola Plastics	73
Keansey	73	WPO Communications	45
Low Electronics.....	4,5	Weirmead	64
		Western Electronics	64
		R Withers Communications.....	55
		Wood & Douglas.....	52

Amateur RADIO

ADVERTISING RATES & INFORMATION

DISPLAY AD RATES

depth mm x width mm	ad space	series rates for consecutive insertions			
		1 issue	3 issues	6 issues	12 issues
61 x 90	1/8 page	£66.00	£62.00	£59.00	£53.00
128 x 90 or 61 x 186	1/4 page	£115.00	£110.00	£105.00	£92.00
128 x 186 or 263 x 90	1/2 page	£225.00	£210.00	£200.00	£180.00
263 x 186	1 page	£430.00	£405.00	£385.00	£345.00
263 x 394	double page	£830.00	£780.00	£740.00	£660.00

COLOUR AD RATES

depth mm x width mm	ad space	series rates for consecutive insertions			
		1 issue	3 issues	6 issues	12 issues
128 x 186 or 263 x 90	1/2 page	£305.00	£290.00	£275.00	£245.00
263 x 186	1 page	£590.00	£550.00	£530.00	£470.00
263 x 394	double page	£1,130.00	£1,070.00	£1,010.00	£900.00

SPECIAL POSITIONS

Covers: Outside back cover 20% extra, inside covers 10% extra
 Bleed: 10% extra [Bleed area = 307 x 220]
 Facing Matter: 15% extra

DEADLINES

*Dates affected by public holidays

issue	colour & mono proof ad	mono no proof & small ad	mono artwork	on sale thurs
Sept 84	26 Jul 84	1 Aug 84	3 Aug 88	23 Aug 84
Oct 84	30 Aug 84	5 Sep 84	7 Sep 84	27 Sep 84
Nov 84	27 Sep 84	3 Oct 84	5 Oct 84	25 Oct 84
Dec 84	25 Oct 84	31 Oct 84	2 Nov 84	22 Nov 84

CONDITIONS & INFORMATION

SERIES RATES

Series rates also apply when larger or additional space to that initially booked is taken.

An ad of at least the minimum space must appear in consecutive issues to qualify for series rates.

Previous copy will automatically be repeated if no further copy is received.

A 'hold ad' is acceptable for maintaining your series rate contract. This will automatically be inserted if no further copy is received.

Display Ad and Small Ad series rate contracts are not interchangeable.

If series rate contract is cancelled, the advertiser will be liable to pay the unearned series discount already taken.

COPY

Except for County Guides copy may be changed monthly.

No additional charges for typesetting or illustrations (except for colour separations).

For illustrations just send photograph or artwork.

Colour Ad rates do not include the cost of separations.

Printed — web-off-set.

PAYMENT

All single insertion ads are accepted on a pre-payment basis only, unless an account is held. Accounts will be opened for series rate advertisers subject to satisfactory credit references.

Accounts are strictly net and must be settled by the publication date.

Overseas payments by International Money Order.

FOR FURTHER INFORMATION CONTACT
 Amateur Radio, Sovereign House, Brentwood, Essex CM14 4SE
 (0277) 219876

Commission to approved advertising agencies is 10%.

CONDITIONS

10% discount if advertising in both Amateur Radio and Radio & Electronics World.

A voucher copy will be sent to Display and Colour advertisers only.

Ads accepted subject to our standard conditions, available on request.

L·E·T·T·E·R·S

This is where readers air their views on topics of interest in both the magazine and amateur radio in general. If you have any comments or criticisms, or just a point of view on a subject related to amateur radio, send your letters to **Amateur Radio**, Sovereign House, Brentwood, Essex CM14 4SE.

HOLIER THAN THOU?

After many years as a short wave listener I decided, as part of my plan for retirement, to take an RAE course. I find, however, that I am appalled by the arrogant, holier-than-thou attitude adopted by a considerable number of the devotees of this art.

Surely, in most leisure activities, the more expert practitioners should be only too pleased to help the novice improve his skill, for the benefit of all.

I should have thought that the fact that one is prepared to spend time and money on a course, rather than take the easy option of CB, is evidence of willingness to learn.

If more people had the attitude of the writer of the article in the June issue of your excellent magazine, I am sure a better spirit would prevail.

Although now started on the RAE course I am considering abandoning the whole project.

John D Morley, Morecambe

'SIDE-SWIPER'

Forgive that somewhat colloquial term, but that's what we used to call paddle keys years ago. Before many more readers go tripping base-over-apex into their workshops, let us consider an alternative to the hacksaw blade.

In an inventive mood a long time ago I made myself a paddle key like 3XYO's, but being less like Stuart and more like 3SYX, I decided that facility combined with quality, was 'the essence of the contract'.

My XYL was later rather piqued in her observation that I had purloined one of her small table knives – the nice shiny stainless steel straight ones, with a yellow composition handle, which is an excellent insulant, and makes for comfortable use.

If you have none at home look out for one on any market

junk stall, but ensure that it is in good condition with a firm handle. It beats the stuffing out of the old hack-saw blade whilst reducing manufacturing time, sweat, blood and tears.

I remember placing my knife in a vice and carefully grinding away the edge prior to use. I also used the brass legs from an old 15amp plug, but found no need for additional soldered contacts. One thing I did do was to drill through the split pin holding the blade. I then inserted a nut and bolt, tightening it in order to secure the paddle blade. It certainly brightened-up the whole job.

Ron Irving, Maltby-le-Marsh

CALLING OLD TIMERS

When I opened my copy of *Amateur Radio*, July 1984, there on page 40 was '2OM Calling' by 'Old Ham'. My mind immediately went back to 1925 when I worked at 2LO, the London station of the British Broadcasting Company, 2 Savoy Hill, and where I first knew 2OM and his connection with Wireless Equipment Ltd.

Also working with me was Arthur Newman of WEL and as he was only a few years older than I he could well be still around. Possibly you are Arthur Newman!

There were others from WEL whose names I cannot recall, but I would be very interested to know 'Old Ham's' call, and if he ever knew 2LZ and 2NM.

Leo Shapter, Wimborne

AUTHOR REPLIES

Re Martyn Bolt's letter 'Spring Surprise', *Amateur Radio*, July 84, in connection with my article 'Getting the best from roofspace aerials', I am completely at a loss to understand how he found any difficulty in threading a ferrite ring into the roofspace antenna in order to construct the current indicator. It would

appear that he is trying to don his socks after his shoes!

The ferrite ring must obviously be slipped on to the wire before it is secured to the supporting stand-off insulators and the coupling added later. I suspect also that G4SU1 must have tried using a rather small ferrite ring. I have invariably used 1 inch diameter rings for the purpose and when measurements are complete, left them in position.

Martyn's alternative suggestion is a good one which I have used several times in the past. The only difficulties are: with a clothes peg, only a small ferrite ring can be used and during measurement the ring can load the antenna to some degree, which may or may not be significant. The latter problem is eliminated if the ring is left in position.

Ken Williams

YOUNG FAN?

I took to reading *Amateur Radio* and find it very good. I am practice, but, theory comes a little slower, but I'm being taught.

I like best, those on chips and transistors and things you can make. The historical side interests my Dad, but he's old and I'm more with it.

I've got a weekend job and am saving for a CB rig. Have made my aerial from copper tube, and am making a tuning unit (shown below).

Steven (11)

I LIKE IT

I thank you for a most interesting periodical.

I used to read other magazines but they became boring.

I have no great knowledge of amateur radio, but I listen a lot and will soon take up CB, and who knows from there?

I love your early radio articles and those on aerials.
William Ross-Brent, Doncaster

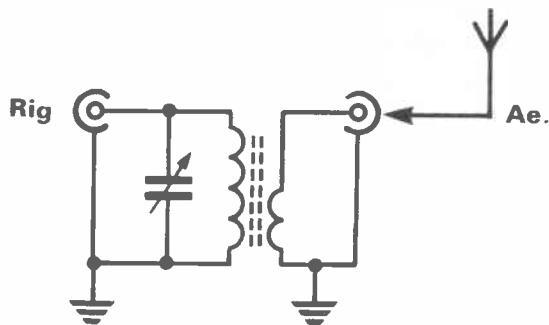
NOVICE LICENCE

Surely we have a novice licence already with CB, there is certainly not a requirement for an additional one.

I do not regard myself as being particularly bright, but I had no difficulty with the RAE, was self-taught and took the old written exam in 1959. I did not take up a licence (Class B) until 1979 and after failing the CW test once did achieve my ambition of a Class A licence. Anyone with the right motivation and enthusiasm can do it and without the need for a novice licence. Nowadays, everything must be made easy.

A more sensible idea would be to allow Class B licensees to use part of the VHF/UHF bands for slow Morse communication, possibly with a test say of five words per minute to ensure that they know the code.

N A Bedford, G4NJP, Bridlington



L·E·T·T·E·R·S

PRETENTIOUS AMATEURS

It does seem that the amateur radio fraternity has more problems than CB operators are led to believe. Your magazine contains many references to CB, usually of a derogatory nature. They prompt the following questions. Do the really keen amateurs of long standing, spend their spare time listening to the CB radio frequencies? Are the amateur bands so dull and uninteresting? Have amateurs nothing better to do? This seems to be the case; or is it that amateurs envy the CB channels for their informality and ability to have a friendly chat without having to be pretentious.

The Class A amateur has many different frequencies to choose from, but still has a fair allocation allotted to him. Why then do they have to listen to the CB radio frequencies they so much despise?

As far as CB is concerned, most of the troublemakers have now disappeared. Those who took the hobby seriously are still there and have weathered the storm.

I wonder what would happen if the amateur radio enthusiast found himself confined to 40 channels! Judging by the confusion caused by the space shuttle broadcasts, I have a good idea.

I can honestly say I have never heard a CB channel abused in such a way. Were those licenced amateurs that I could hear? If not, there were a lot of pirates out there. How can you expect a CB operator to become a useful amateur when all the amateurs seem able to do is throw flak at them.

A little more commonsense from both sides would further the future of all non-professional radio operators. Constructive advice is always acceptable, but not the tripe

often dished out at CB.
**APD Selling, 'Cyderman',
Burgess Hill**

NO INTERLOPER

As an 'old-timer' I am much puzzled by being called an 'interloper' by two 'new' types who were in a QSO on 80 metres.

The 'new' types maintained that I did not exist and had never been heard of? Yet, I am in the log book. Is it any good having a licence?
SW Law, G3PAZ, Croydon

TRUE AMATEUR?

I read your magazine with interest and try to understand all that's written, but find you do not often include the CB user.

I would appreciate some info on all aspects of this particular subject.

I don't suppose I will ever take the RAE, mainly because of the financial outlay and, at

60 years of age, my brain box does not feel inclined to want to cope with all that it entails.

I have built my own receiver and have done minor repair on CB radios. I feel that I am an amateur in the true sense of the word because I really enjoy my CB, mainly in the early hours, and even prefer it to the 2 metre radios that I have had the opportunity to listen to; far less rules and regs.

CF Riches

YOUNG AND OLD

Just to tell you how much I like *Amateur Radio*, particularly the old content.

I was an early experimenter and remember many of the old G2 stations. I never got a licence but built a lot of transmitters and receivers.

You provide something for everybody; a nice magazine for old and young alike. Keep it up!

H Robson, Horncastle

RALLY CALENDAR

July 29: Scarborough AR Society Rally at the Spa, Scarborough. Talk in on 2m and 70cm. Open 11am.

August 5: RSGB National Mobile Rally, Woburn Abbey, from 10am. Large trade exhibition, bring-and-buy stand, RSGB bookstall and enquiries stand, RAYNET and BARTG stands. All under cover. Coach park. No charge for entrance to Rally but entrance to Woburn will be £1.70 per car, including passengers. Normal Woburn attractions available at small extra charges. Bars and cafes nearby.

August 19: Hamfest 84 run by RAIBC and Flight Refuelling AR Society at latter's Social Club and Sports Ground, Merley, Wimborne. Talk-in on 2m and 70cm, trade stalls, bring-and-buy, RSGB and RAIBC stands, other attractions for the family.

August 26: Preston AR Society Mobile Rally, Lancaster University. Trade stands, bring-and-buy, RSGB stand, talk-in on 144MHz S22 FM, bar, cafe. Opens 11am, early entry for disabled.


August 26: BARTG Rally, Sandown Park Racecourse, Esher. Open 10.30-17.00. Talk-in on S22. BARTG TU kits, components, data sheets and publications. Live demonstrations, trade stands, car boot sale. Entrance £1, 25p for XYLS, children and OAPs.

August 26: Torbay Mobile Rally, Paignton. Talk in on S22. Open 10am. Free admission and parking. Details from: Margaret Rider, 7 Kingston Close, Kingskerswell, Newton Abbot, Devon. G6GLP; QTHR.

September 23: Lincoln Hamfest, Lincolnshire Showground, (4 miles north of Lincoln City on the A15). Opens 11am-5.30pm. More trade stands than previous years.

STRAIGHT & LEVEL

All the latest news, comment and developments on the amateur radio scene



W6RO

We are pleased to pass on information on W6RO, the station located on board the Queen Mary, moored at Long Beach, California. The QSL card and pictures were sent to us by Art Newton G4FKZ of Oldham, who has twice worked Chuck Poteet KD6ER, the ship.

The station has over 100

different operators working on all bands from 1700 to 0500Z. Contacts with Europe have been made on 15, 20 and 40 metres.

The station manager is Nate Brightman K6SOC, with Rosemarie Pitz N6BCY acting as QSL manager.

Over 800,000 tourists a year visit the Queen Mary and see the station in operation.



SCOTTISH CONVENTION

This year's Scottish Amateur Radio Convention, to be held in Glasgow on Saturday, 8 September, will be an even bigger event than last year's record-breaker at the same venue.

More traders have been attracted to exhibit this time than have appeared at any previous show north of the Border, more demonstrations of various aspects of the hobby have been arranged and new record attendances are expected.

The RSGB will have an information stand with books and there will be the traditional large bring-and-buy sale.

The organisers, from the West of Scotland Amateur Radio Society, have arranged a programme of lectures including: 'Amateur radio - an alternative approach' by Rev

George Dobbs G3RJV of QRP fame, 'Modern Developments in Electronics' by Chris Bartram G4DGU of Mutek Ltd, and 'An EME DXpedition to Andorra' by the HADRABS contest group.

The convention takes place in Cardonald College, which proved an ideal location when it was used for the first time last year. It is situated just a short distance from the M8 which affords easy access from all parts of Scotland and the South.

Facilities include extensive car parks within the college grounds, bar, restaurant and facilities for snacks.

A demonstration HF station will be on the air all day and, on VHF and UHF, talk-in will be provided on S22 and the GL repeater on RB14. The convention will be open from 11 am till 5 pm and admission is £1.

ATV NEWS

The following items of interest have been received from the British Amateur Television Club:

Amateur TV enthusiasts in Central Scotland who would be willing to participate in financial support or construction of a 24cm ATV repeater for the area are asked to contact Norrie, GM4BVU, 3 Townhill Road, Earnock, Hamilton, ML3 9UX.

Recent ATV contest activity continues to show an upswing of interest outside the South East.

The top three stations, G8GLQ/P, G8DIR, and G4CRJ in the recent Summerfun Contest were located in Wiltshire, Shropshire and Buckinghamshire respectively.

About 20 stations were also active in Scotland, although not all transmitting!

G8MNY pointed out that a narrow band sound receiver and a narrow bandwidth (1MHz) TV receiver are a great help in finding and resolving the weaker stations, particularly in the presence of local QRM.

ATVers should note that the big contest of the year, the International Contest, takes place from 1800 GMT Saturday 8th September to 1200 GMT Sunday 9th September. Full details from G Shirville, G3VZV, 18 Church End, Milton Bryan, Milton Keynes, Bucks MK17 9HR.

Some more dates for the diary...

The winter cumulatives will be held on the following nights early in the New Year: Jan 17 & 25, Feb 2 & 10 1985.

Will all other contest and events organisers please note so as to avoid clashes.

AROUND THE CLUBS

The callsign GB0CAR (Chesterfield Amateur Radio) was used to celebrate the 750th anniversary of the world famous Crooked Spire church in Chesterfield.

The three day event was held in the Lecture Hall, Chesterfield, 26-28th May and nearly 700 contacts were made from the three stations set up.

Detail from the specially

issued QSL card is pictured below.

Operating equipment was supplied by SMC (Jack Tweedy) Ltd, of New Whittington, Chesterfield, and the 60ft mobile tower by Strumech of Walsall.

those with a knowledge of basic electronics.

Other courses include 'Construction', 'After the RAE' and an 'Introduction to Amateur Radio'.

For details contact the College.

CHESTERFIELD PARISH CHURCH



The Chesterfield Borough Council thank Messrs S.M.C. (Jack Tweedy) Ltd. of Chesterfield who loaned the equipment. Messrs Lunn Electronics of Marketon for the vintage equipment. Local Amateur Radio Society for new and modern equipment. Strumech Engineering Walsall for the tower.

ST. MARY & ALL SAINTS

KEA
JEFFREY
YWORRY
Station Rd.
Foxton
Cambridge
CB2 6SA.



UK
6 m
Group
No. 51



RS.39773
FOXTON SWL RADIO STATION

Carmarthen Amateur Radio Society will be operating a special event station, GB2EGL, from 4-11th August from the field of The Royal National Eisteddfod of Wales at Lampeter, Dyfed.

Operation will be on both HF and VHF. Special QSL cards will be issued for contact with the station. Details from Allan, GW4VPX. Tel: (055 934) 434.

To accommodate their growing membership Worthing and District AR Club now meet at Lancing Parish Hall, South Street, Lancing, West Sussex, every Wednesday from 7.30pm.

At the new venue the club will continue its regular programme of technical talks, videos, ragchews and HF station operation.

The previously neglected Welland Valley area now has its own Amateur Radio Society. Strength to their arm in encouraging the hobby in the area. The Club meets at Welland Park College, Market Harborough, on Monday evenings, 7.30pm.

It is intended that the first Monday of every month be a special meeting with a guest speaker, technical visit or similar.

Club secretary is Dave Lunn, G3LSL. Tel: Market Harborough 880746.

RADIO COURSES

RAE courses take place all over the country. The following colleges have advised us of details.

Arnold and Carlton College of Further Education, Mapperley, Nottingham. (Tel: 0602 876503):

Full courses - Wednesdays 7pm commencing 19 September for the May examination. Crash courses - Thursdays at 6.30pm commencing 20 September for December exam and 10th January 1985 for the May examination.

Enrolment for these classes is on 11-12 September, 2pm to 8pm.

Both courses are suitable for re-sit candidates and

Bradford and Ilkley Community College, Great Horton Road, Bradford, Tel: 0274 753111. Courses start in September and enrolment commences 11th September. The syllabus is:

1st year - Preparation for the City & Guilds 765. 2nd year - This is optional and is also available for existing Class 'B' Licencees who wish to obtain an 'A' licence. 2nd/3rd year - A project-based course for holders of the RAE certificate who wish to gain more in-depth knowledge of amateur radio topics.

Dacorum College, Marlowes, Hemel Hempstead.

Classes will be on Wednesdays between 6.30 and 9.00 (Tuesdays between 6.30 and 9.00 if there are sufficient numbers). Enrolment 10th September, courses start September 26th. Further details from the College. Tel: 0442 63771.

Derby College of Further Education, Wilmorton, Derby DE2 8UG Tel: (0332) 73012

Enrolment is on 10-11th September and the course commences Wednesday, 19th September. Further details from F Whitehead (G4MLL), the course tutor at the College.

Langley College of Further Education, Station Road, Langley, Slough. Tel: (0753) 49222

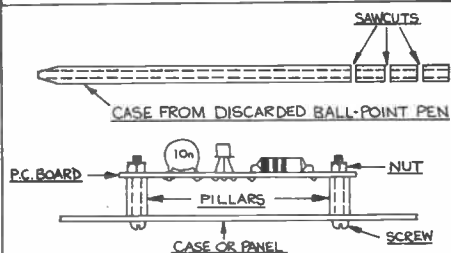
The course follows a modular scheme. Thursday, 1730-1900, Operating Techniques (on the air operation). Thursday, 1900-2030, Morse. Wednesday, 1900-2100, Theory.

Students can choose modules to make an individual programme. The College has a fully equipped station (G3XPL).

In addition, the College hopes to offer short courses (8 weeks) on such topics as 'Use of Test Equipment by Radio Amateurs'.

Enrolment will be at the college on either Tuesday, 11th September, 12.00 to 8.00pm or Wednesday 12th September, 12.30 to 8.00pm.

ANDY TIPPS by Deejay



ANDY SAYS:-

"EFFECTIVE INSULATED P.C. BOARD STAND-OFF PILLARS CAN BE MADE SIMPLY AND CHEAPLY FROM THE CASES OF DISCARDED PLASTIC BALL-POINT PENS. CUT SECTIONS OFF WITH A JUNIOR HACKSAW AND SMOOTH ROUGH ENDS WITH SANDPAPER."




STRAIGHT & LEVEL

MOBILE ANTENNAE

Glenstar Electric Motors Ltd based in Henley-on-Thames, has not wound an electric motor for many years, but has in fact been pursuing the task of producing a range of efficient HF mobile whip antennae for the amateur market. Development has taken place over the past 3 years and during all stages of this process tests have been carried out by radio amateurs. Here are some of their reports:
G4VSZ/M has worked on 40m EA, DL, YU, OE and GM often with 5/9 signal reports using the Yaesu FT77 with ATU about 75 watts PEP.

G4SOV/M has found that the Navy Specials for 10m, 15m, 20m and 40m work well. All continents have been worked mobile including a Special Event Station in Antarctica. The rig operated was an Icom 720A with ATU. He enjoys in particular the 10m whip to ragchew on 10 FM.
G4FOE/M reports: Having been presented with 40, 20, 15, and 10 metre Navy Special mobile antennae, the first fifteen minutes of operation on 40 metres yielded a contact with a PA in Hilversum. Next was a contact in Rochdale followed by 5/9 + signals from all over Europe. All this without an ATU, just fifteen



feet of UR76 cable between the Yaesu FT7's 10 watts and the Navy Special. The 20, 15 and 10 metre antennae also loaded beautifully without an ATU.

The small size of the resonator and whip (about 1.4m) gives a discrete looking antenna. With the Navy Special's low cost and the compactness of modern mobile HF rigs more amateurs will surely be tempted into the fascinating world of mobile HF operation.

For more information contact Glenstar at: *Newtown Rd, Henley-on-Thames, Oxon RG9 11Q.*
 Tel: (0491) 575901.

GIFTS AID RAYNET FLOODING SERVICE

Radio equipment to help in a flooding emergency on the North Norfolk coast was handed over at a triple presentation at Eastern Communications' new showroom in Norwich.

The presentation was to Raynet, the Radio Amateur Emergency Network, and will help permanently equip the flood control room at North Walsham police station.

Until now, Raynet members called in to help in an emergency have had to set up their own equipment. The Rotary Club of North Walsham presented a Yaesu FT790 70cm transceiver, handed over by their president Mr Stephen Dorey. Paul Willies G6TMU, son of Raynet's County Controller, Mr Douglas Willies G3HRK, presented equipment, including a power supply and 70cm linear amplifier, bought from the money he raised by running in a local half-marathon. Dr Tim Thirst G4CTT, of Eastern Communications, who is also Deputy County Controller of Raynet, handed over a Yaesu FT290 trans-

ceiver from his company and from an anonymous donor who sent fifty pounds to help equip the flood control room.

Raynet's role in emergencies was outlined by Chief Insp David Pardon, Deputy Commander of the North Walsham police sub-division which covers the coastline from Holkham to Horsey. He said the radio organisation, started in the 1953 floods, helped with communication, particularly during flooding, but also had a role in other major emergencies, such as plane crashes and blizzards.

Dr Thirst said the flood control room now had about two-thirds of the equipment needed, aerials, supplied by North Norfolk District Council, already having been installed.

Eastern Communications have recently moved to new larger premises in the centre of Norwich, at 31 Cattle Market St.

Included in the new premises is a fully stocked branch of Amateur Electronics UK including a servicing centre, covering East Anglia.

CB SERVICING

The following letter has been received from SE Services and may be of interest to readers:

'Our company feels that there is a need for more information on the repair and modification of CB radios.

To serve the needs of the hundreds of 'rig doctors' across the country, we intend to produce a quarterly newsletter. Technical explanations of various rig improvements will be given. We shall try to keep the explanations simple, whilst providing sufficient information to guarantee success. We hope, also, to review electronic accessories for CB.

The quarterly newsletter will be available, by subscription only, at a cost of around £7.50 per annum.

Although the newsletter will be directed mainly at those whose business it is to repair rigs, enquiries are welcomed from anyone who can wield a soldering iron.

For further details, send an SAE to: *SE Services, 14 Hazel*

Court, Aiskew, Bedale, North Yorks DL8 1UX.

NBTVA

The tenth Annual Convention of the Narrow Bandwidth Television Association was held at Clifton, Nottingham on April 29, 1984. Several TV cameras working on a low line standard were shown, all amateur-built.

A guest of the Convention was Tony Bridgewater, until 1968 Chief Engineer of BBC Television, and a pioneer of broadcast television with Baird. He spoke of his experiences both in the planning and in the operation of British 30-line TV, 1928-1935.

The NBTVA was formed in the early 1970s to link amateurs' work in applying modern techniques to low definition and mechanical TV. Since formation, membership has grown throughout Britain and in several other countries. Members are exploring the possibilities of continuous, moving-image television contained within audio channels, under 15KHz. Sys-



EAST ANGLIA'S LEADING SUPPLIER OF RADIO COMMUNICATION EQUIPMENT

EASTERN COMMUNICATIONS

31 CATTLE MARKET ST, NORWICH
 TEL: 0603 667189

EVERYTHING FOR THE RADIO AMATEUR INCLUDING
 A FULLY STOCKED BRANCH OF-

AMATEUR ELECTRONICS UK

★ ARRIVING ★
 SOON

FAST MAIL ORDER

YAESU'S NEW SLIM 5 WATT 2M HANDHELD FT209 RH

YAESU'S NEW 70CMS HANDHELD FT703

FACTORY BACKED SERVICE

ANTENNAE HEADSETS BOOKS ★ RECEIVERS MASTS KITS ★ TRANSCEIVERS MICS SWR METERS

MARINE, RADIO AMATEUR & BUSINESS COMMUNICATIONS
 MONDAY - FRIDAY 9.30-5.30,
 SATURDAY 9.30-5.00

NEXT TO MAIN CAR PARKS FULL DEMONSTRATION FACILITIES

tems frequently involve mechanical image analysis, similar in principle to Baird's first system.

A common standard, and the one used in the recent demonstrations, is 32 lines, 12.5 frames per second. This can be tape-recorded and is a viable amateur radio mode, and can reproduce remarkable detail within its small (6 to 9KHz) bandwidth.

Work in progress currently includes trial transmissions on amateur bands.

Contact the NBTVA through the Chairman: *Doug Pitt, 1 Burnwood Drive, Wollaton, Nottingham.*

KW M40

This model is a specially selected design of CB transceiver modified by KW and 'peaked' for operation on the 10m FM band. The 40 position channel selector covers the band 29.31 to 29.7 MHz and provides channels every 10KHz. The channel in use is clearly indicated by a digital display - channel 30 being the recognised calling frequency (29.6MHz).

All frequencies are controlled by phase locked loop (PLL) circuitry, using modern integrated circuit technology ensuring excellent frequency stability. The KW modification includes the replacement of the ceramic first IF filter with a two section crystal unit. An alternative model is available with 100KHz offset for working the US repeaters. As radio amateurs we are advised to make more use of the 10m band, otherwise there is fear that we may lose part of it to interested parties. This low cost equipment is well made and very efficient.

KW Communications are at *Vanguard Works, Jenkins Dale, Chatham, Kent.*



AMATEUR RADIO AND CB IN HARMONY

A group of radio amateurs and keen CB operators were on the hills of Sutherland on the 2nd and 3rd of June, in aid of the Highland Scanner Appeal. The amateur radio group were using a Yaesu FT77 HF rig, and a Yaesu FT290 for VHF, with two sixteen-element Jaybeam antennae at 30ft above the ground for 2m, and a trapped dipole for HF. They also used a 100 watt BNOS linear for 2m.

The location was at the summit of Beinn A'Bhragaidh, QRA (XR10b) 1293 feet asl, 1½ miles northwest of Golspie. The callsign of the station was GB2DOS, which stands for the Duke of Sutherland. Both the CB and the amateur stations operated from horse boxes located at the statue of the Duke of Sutherland.

The weather was fine and sunny on the Saturday, but by 3.00pm Sunday, it started blowing a gale and raining cats and dogs. 2 metre radio conditions were 'very poor' and despite the power and aerial systems being used, a distance of only 150 miles was worked. HF conditions were variable but they managed to work Stateside, Poland, Sweden, Russia and the



Scandinavian countries and Europe, as well as UK stations.

On CB, using 4 watts legal FM, they managed to work down into Aberdeen and some stations in the UK on Sporadic-E, as well as many local stations.

A total of over 600 stations were worked between the two

groups. Special QSL cards will be sent to all CB and amateur radio stations contacted.

Local business and people from the Highland area sponsored the total number of contacts for the two days. At the time of writing over £500 has been collected and the money is still coming in.

PATHFINDER VIEWPOINT

From Alexander Lex-Arnold of the West Herts area Pathfinder Radio Group:

'As amateur radio is a mainly technical based pursuit, and Citizen's Band (CB) radio of a mainly localised social nature...it is somewhat difficult to understand just why there should be any unnecessary friction between 'Hams' and 'Breakers', unless (of course) such friction is the result of misplaced

intolerance on the one hand, and ignorance on the other.

As an active user of the CB facility, the totally unnecessary 'bickering' between some (not all) amateur radio and CB operators is, to me, both distasteful and contrary to the spirit of the radio hobby.

I'm well aware of the foul-mouthed morons and misfits on CB, but I am also very much aware of the real 'good bud-die' type of breaker too, and whilst it is always all too easy to find fault might I suggest that those appalled at some of the conduct of some CB-users might try doing what I have learnt to do - flick to another channel.

The novice licence has long been a thorny issue in the world of amateur radio. Why not a third class with, as suggested in this magazine, lower outputs, etc, etc? Unfortunately the short answer is that in addition to numerous really good type 'Hams', regrettably, there are some within the hobby possessing a lack of both tolerance and goodwill. Fortu-

nately the majority of licensed operators outnumber their arrogant and selfish minded 'colleagues' in possessing a sense of toleration and good manners, and do find the time (if and when approached) to advise, help and encourage newcomers to our hobby without seeking to 'lord it over' shortwave listeners and others, including the CB enthusiasts!

Perhaps some of the problems between CB and amateur radio are also the result of most Cbers having no interest in SWLing, which, frankly, I think is about the best introduction to our hobby - whereas to go from CB usage straight into getting one's ticket does create a gap in knowledge which can only be obtained by experience and not from textbooks.

I would finalise by complimenting the radio clubs and societies which seek to cater for all forms of radio interests rather than one selective activity. This, in my view, should help heal the unnecessary rifts.'



South Midlands

* FREE FINANCE • 2 YEAR GUARANTEE

BRANCHES AT: SOUTHAMPTON, LEEDS, CHESTERFIELD,

YAESU FOR VHF EQUIPMENT — 'SMC' YOUR SUPPLIER

SUPERVENTYSAVERS

FT290R & FT790R MULTIMODE



***432MHz PORTABLE SSB/CW/FM £259!**

FT690	Multimode Transceiver 6m	£259.00
FT290R	Multimode Transceiver	£279.00
FT790R*	Multimode Transceiver 70cm	£259.00
SMC2.2C	2.2Ah Nicads 'C' size	per set £21.60
SMC8C	220mA Charger (13A Style)	£9.20
MMB11	Mobile Mount	£28.19
CSC1A	Carrying case	£4.45
FL6010	6m 10W Amplifier	£49.00
FL2010	2m 10W Amplifier	£66.55



FT726R MULTIMODE UHF, VHF, HF



FT726R	Transceiver main frame only	£619.00
FT726R(2)	Transceiver c/w 2m	£775.00
21/24/28	HF module	£209.00
50/726	6m module	£195.00
430/726	70cms module	£259.00
SAT726	Full duplex module	£99.95
XF455MC	6000Hz CW filter	£41.85

SEVENTY CMS

FT203R & FT703R HANDHELDS




"THUMBWHEEL" TINY HANDHELD
Ultra compact 65W x 34D x 153H mm, synthesised handheld. Computer aided design and component insertion (with chip capacitors and resistors) has produced this modern marvel: 2.5W RF (10.8V) (3.5W RF (12V)). It has VOX (for use with YH-2 lightweight headset, and built in 'S/PO meter. Supplied with tone burst, helical and appropriate case.

FT203R	c/w FBA5, CSC6 etc.	£155.00
FT203R	c/w FNB3, CSC6 etc.	£175.00
FT203R	c/w FB4, CSC7 etc.	£185.00
FBA5	7.2/9V Cell case only (6 x AA)	£6.85
FNB3	10.8V NiCad Pack (425mAh)	£33.50
FNB4	12.0V NiCad Pack (500mAh)	£38.25
CSC6	Soft case (FBA5 or FNB3 fitting)	£6.00
CSC7	Soft case (FNB4 fitting)	£6.85
YH2	Headphone/Microphone option	£14.50
MH-12A2b	Speaker/Microphone option	£17.89
MMB21	Mobile mounting bracket	£8.00
SMC8.9AA	Charger (slow) 13A style	£8.05
NC15	Charger (quick) and Power Unit	£49.95



FT230R & FT730R FM MOBILES



FT230R	2m Transceiver 25w	£269.00
FT730R*	70cm Transceiver 10w	£239.00
MMB15	Mobile mounting bracket	£14.65

S* EVENTY CMS. SUPER SAVER

SUPERSEVER

FT208R SCANNING HANDHELD



KEYBOARD ENTRY SCANNING = L.C.D.
4 bit CPU provides:— ten memories, up-down manual tuning. Scanning of, memory, band or between limits (busy and clear), autoscan restart, ±600KHz and programmable repeater splits. Standard European Synthesiser steps of 12.5 and 25KHz. The keyboard also offers 16 tone D.T.M.F. tones and the unit is supplied with NiCad pack, helical and soft case.

FT208R	2M Handheld 2.5W	£209.00
SMC8.9AA	Charger (slow) 13A style	£8.05
NC7	Charger (base)	£34.85
NC8	Charger (quick) and Power Unit	£56.75
PA3	DC adaptor and charger	£16.00
FNB2	NiCad Battery Pack	£23.00
FBA2	Battery pack sleeve	£3.65
FLC5	Heavy duty case	£25.30
MMB10	Mobile bracket	£8.45

2033 FM MOBILE, 144 MHz



NEW £239

144 MHz, 12VDC FM Transceiver 25W/5W Hi/Low (both adjustable). Compact 2 2/16" x 6 3/16" x 7 3/16". 12 1/2 KHz steps (100 KHz fast QSY). Amber LCD 'Sunlight View'. Side 88. Display, 100's of Hz + channel number. Sensitivity <0.2µB for 12dB SINAD. Single knob frequency control "Dial". Endless or non endless dial options. RIT; 1 KHz steps V.F.O. + memory. Two 5 slot memories A, B, A+B, Z x B

11th memory instant "call" channel. Memory simplex or duplex channels. Band scanning programmable limits. Scan halts squelch + centre zero. Pause on scan halt for 3 seconds. Scan/Tune/RIT from microphone ±600 KHz split, plus cross memory. Repeater input listen — press "dial". Setable: steps, tone, splits, limits. Simple controls for safe mobile. CW mobile mount, mic, handbook.

SMC SERVICE

Free Securcor delivery on major equipment. Access and Barclaycard over the phone. Biggest Branch agent and dealer network. Securcor 'B' Service contract at £5.00. Biggest stockist of amateur equipment. Same day despatch wherever possible.

* FREE FINANCE

On many regular priced items SMC offers Free Finance for invoice balance over £120. 20% down and the balance over 6 months or 50% down and the balance over 3 year. You pay no more than the cash price! details of eligible items available on request.

GUARANTEE

Importer warranty on Yaesu Musen products. Able staffed and equipped Service Department. Daily contact with the Yaesu Musen factory. Tens of thousands of spares and test equipment. Twenty-five years of professional experience.

● 2 Year warranty on regular priced Yaesu products.

SMC STOCK CARRYING AGENTS WITH DEMONSTRATION FACILITIES

Neath John GW4FOI (0639) 52374 Day (0639) 2942 Eve

SMC N. Ireland (0247) 464875

Stourbridge Andrew G4BJY (0384) 390916

Communications Ltd.

MAIN DISTRIBUTOR FACTORY BACKED

BUCKLEY, STOKE, GRIMSBY, JERSEY, EDINBURGH.



'YAESU' FOR H.F. EQUIPMENT — 'SMC' AT YOUR SERVICE

FT-ONE 'ULTIMATE' TRANSCEIVER



FT ONE	Transceiver HF All Mode	£1569.00
KEYT901	Curtis Keyer	£28.50
DCT1	DC Power Cable	£10.85
RAMT1	Non volatile memory	£14.49
FMUT1	FM unit	£44.99
XF8.9K*	Filter 300Hz or 600Hz or 6KHz each	£19.35

FT77 THE IDEAL MOBILE

†100W. PEP
8 BAND HF
SSB/CW/FM
AM

£479!



FT77	8 Band Rx/Tx 100W output	£479.00
FT77S	8 Band Rx/Tx 10W output	£449.00
FP700	Matching AC PSU	£145.00
FC700	Matching antenna tuner	£103.85
FV700DM	Digital VFO unit	£209.00
MKT77	Marker unit	£10.85
FMUT77	FM unit	£28.55
AMUT77	AM unit	£24.00

SUPERB QUALITY

FT102 THE "WORKHORSE" BASE



FT102#	Transceiver 9 band	£719.00
SP102	External speaker	£55.00
FC102	Antenna coupler	£185.00
AMFMUT102	AM/FM unit option	£49.00

S# SUPER VALUE — VALVE FINALS

FT757GX THE BIGGEST SELLER

Every item normally sold as an extra is provided as standard, including AM and FM modes, a 600Hz narrow CW filter, iambic keyer with dot-dash memory, 25KHz marker generator, IF shift and width filters, effective noise blanker and AF speech processor... all at no extra charge.



FT757GX	Transceiver General Coverage Rx	£719.00
FC757AT	Automatic antenna tuner	£245.00
FP757GX	Switch mode PSU (50pc duty)	£145.00
FP757HD	Heavy duty PSU (100pc duty)	£179.00
FIF80	Computer interface for PC8001 NEC	£105.05
FIF65	Computer interface for Apple II	£54.05
FIF232C	Computer interface RS232C	£59.00


SUPERB QUALITY

FT980 "COMPUTER COMPATIBLE"



FT980	Transceiver General Coverage RX	£1329.00
SP980	Ext. speaker with audio filter	£61.55
XF455.8MCN	300Hz CW filter (455KHz 8 pole)	£49.00
XF8.9HC	600Hz CW filter	£29.50
XF8.9GA	6 KHz AM filter	£29.50
FIF**	Computer interface (see FT757GX units)	
D410004	Interconnect lead FT980-FC757AT	£26.99
TST980	Technical Supplement FT980	£8.50

FRG7700 COMMUNICATIONS RX



FRG7700	Receiver 0.15-30MHz AM/CW/SSB/FM	£385.00
FRG7700M	Receiver c/w 12 channel memory	£445.00
MEMG7700	Memory option	£75.00
FRT7700	Antenna tuner/switch	£48.25
FRA7700	Active antenna	£43.95
FF5	Low pass filter 500KHz	£11.25
FRV7700	VHF Convertors, 6 models,	From £84.50-£94.25 each

SUPER SAVER

LEEDS
SMC (Leeds)
257 Otley Road
Leeds 16, Yorkshire
Leeds (0532) 782326
9-5.30 Mon-Sat

CHESTERFIELD
SMC (Jack Tweedy) Ltd
102 High Street
New Whittingdon, Chesterfield
Chesterfield (0246) 453340
9:5 Tues-Sat

BUCKLEY
SMC (TMP)
Unit 27, Pinfold Lane
Buckley, Clwyd
Buckley (0244) 549563
10-5.00 Tues-Fri
10-4.00 Sat

STOKE
SMC (Stoke)
76 High Street
Talke Plts, Stoke
Kidsgrove (07816) 72644
9-5.30 Tues-Sat

GRIMSBY
SMC (Grimsby)
247A Freeman Street
Grimsby, Lincs
Grimsby (0472) 59388
9.30-5.30 Mon-Sat

JERSEY
SMC (Jersey)
1 Balmont Gardens
St. Helier, Jersey
Jersey (0534) 77067
9-6 p.m. Mon-Sat

EDINBURGH
SMC Scotcomm,
23 Morton Street
Edinburgh EH15 2HN
Tel: 031-657 2430
10-5 Tues-Fri, 9-4 Sat

HEAD OFFICE: S.M.HOUSE, RUMBRIDGE STREET, TOTTON, SOUTHAMPTON, SO4 4DP, ENGLAND, & MAIL ORDER Tel: (+44)(0703) 867333, Telex:477351 SMCOMM G, Telegram: "Aerial"Southampton



DX DIARY

News for HF operators compiled by Don Field G3XTT

The summer period is usually fairly quiet on the DX front, with poor band conditions (especially on the lower frequencies), few DXpeditions, and only the occasional contest. For these reasons, and with the good weather, August and September are ideal months to get outside and sort out the aerial system before the contest season proper (and the autumn winds) hit us. Coaxial cable deteriorates due to the effects of sun and rain, connectors become corroded, guy ropes wear thin, and cable winches need greasing. There is an old American adage which maintains that if your antenna didn't fall down last winter it isn't big enough. However, we amateurs don't want to get a bad reputation for causing damage and devastation, and a spot of preventive maintenance can work wonders in this respect. For those with vertical antennae, summer is also a good time to put down more radials to reduce earth losses. For those putting up their first tower, remember to lay that concrete base before the ground becomes waterlogged with the winter rains.

Paperwork

As well as all this outdoor work, amateur radio can also involve us in a great deal of paperwork. In addition to log-keeping there are contest entries to write out from time to time, records to keep when chasing awards, and QSL cards to send off.

QSLing has always been a

topic of great interest to amateurs, with heated debate between the 100%-QSL enthusiasts and those who think the whole exercise is a waste of time. Most fall between these two extremes and like to receive cards for contacts with new countries, new prefixes, or other stations of particular interest, as well as (hopefully) replying to all cards received.

QSL managers

For better or for worse many DX stations nowadays are making use of a QSL manager. This often makes a lot of sense. It gives the DX station more time for operating, much to the delight of the waiting masses. It often leads to a faster reply because many out of the way spots have no QSL bureau and a poor postal service, whereas the QSL manager probably lives in Europe or the USA. In the case of DXpeditions a QSL manager is almost inevitable because the expedition call was only a temporary one and may be unknown to those who run our QSL bureaux.

How are you to know whether a station uses a QSL manager? He may, of course, tell you over the air. Otherwise you will need to resort to a column such as this, a DX newsletter of the kind I discussed last month, or to one of the publications dedicated to disseminating QSL information. Of the latter, by far the most comprehensive is the monthly W6GO/K6HHD list. This particular list is continuously updated with

information from around the world and contains the QSL routes for several thousand DX stations. The list is available in Europe from Brian Russell, 163 Halton Road, Runcorn, WA7 5RJ.

Another publication dedicated specifically to providing QSL information is *QSL Report* published by the QSL Management Association of Japan. Details can be obtained from the editor: Hiromichi Katsurashima, 5-2236-33 Iriya, Zama-city, Kanagawa, Japan.

QSL Report contains information not only on who the QSL managers are, but also their full addresses. The W6GO/K6HHD list does not, but assumes that you have access to an up-to-date callbook. The international *Radio Amateur Callbook* is published annually in the USA in two volumes, one of which contains the addresses of US amateurs, and the other which contains addresses of all other amateurs. The Callbook is a valuable aid to all serious DX enthusiasts; unfortunately it is also rather expensive.

A quick buck?

Of course it isn't essential to have the address of a QSL manager. Cards can be sent via the bureau with the QSL manager's call shown clearly, and in most cases a reply will be received in due course. Naturally a direct card to the manager with return postage in the form of international reply coupons (IRCs) or a dollar bill will bring a much

quicker response.

Unfortunately there is a growing tendency among QSL managers not to answer cards received via the bureau. This is usually not so much a plot to get rich by encouraging you to send direct with dollar bills, but rather a plot to avoid becoming poor. The reason is that to keep the bureau supplied with envelopes to receive, say, 5000 cards a year, to have 5000 cards printed, and to mail those cards back via the bureau, can be an expensive business (work it out for yourself, and for an active DX station this number of cards is by no means unusual). Most managers rely on making a small profit on cards received direct to subsidise replies to cards received via the bureau (this is a social service, especially to our East European brethren who, in most cases, have no alternative to the bureau). Make no mistake, there are very few wealthy QSL managers around. It is a lot of hard work, as I can testify from experience, though it can of course be very rewarding in the non-financial sense.

What can you do to speed the return of that much-needed card? If you are sending direct, enclose a self-addressed envelope in addition to the return postage. It isn't much fun for the QSL manager having to write out hundreds, or even thousands, of return envelopes so naturally he will deal first with cards that came with a return envelope (or at least


a sticky address label). Ensure that the details on your card are correct: time and date in GMT, correct band and mode (many DX stations keep separate logs for each band and mode), and of course the right callsign. My own QSL management experiences (for GJ6UW and GJ3XTT) indicate that probably one in ten cards received has at least one of these pieces of information wrong, which makes it that much more difficult to locate the contact in the log.

How long?

How long should you wait for the card before getting impatient? Although some DX stations keep weekly schedules with their QSL managers, many mail the logs out perhaps once a month or so. Thus a delay of six weeks is by no means unreasonable. In the case of major expeditions, the cards are not printed until after the operators return (after all, until then they don't know how many cards they will need), and it can take three to four months to make headway with the cards, even with the best will in the world.

Where a DX station does not have a QSL manager it may well be necessary to send a card direct to his callbook address. There are still a number of countries without a QSL bureau. When sending cards to stations in Africa, Asia or South America it is advisable not to put any reference to amateur radio (eg callsigns) on the outside of the envelope. Often envelopes which are marked in this way fail to arrive at their destination or arrive with the IRCs removed.

It must be clear from what I have said that QSLing can be an expensive, slow and frustrating process. To save money, use the bureau wherever possible (it is essential when sending cards to the USSR). To save postage on direct QSLs use some common sense. Some managers, such as W3HMK, handle cards for a number of DX stations, so it might be possible to batch up several cards at once. As for IRCs, they come expensive if bought from a Post Office, but QSL managers often sell them off for several pence less rather than exchange them for stamps. Keep a lookout in the small ads.



Whatever the frustrations, at the end of the day when you have accumulated the cards for 5BDXCC, Worked All Zones, or whatever, you will be in no doubt at all that it was eminently worthwhile.

News

There has been lots of activity reported from China in recent weeks. BY1PK, BY4AA and BY8AA have all been active during the mornings on 15 metres, both CW and SSB.

The Chinese operators tend to be rather slow but very precise and will persevere until a contact is fully complete.

Our Canadian friends have the use of some special prefixes until August 20th to mark the 450th anniversary of Jacques Cartier's landing (amateur radio can be good for your history as well as your geography!). VE1 stations can use the prefix CZ1, VE2-8 become VY2-8, VO1 and VO2 become VA1 and VA2, and VY1 becomes CK1.

A German group which visited Tunisia recently was unable to obtain licences. According to the Tunisian authorities 3V8PS is the only licensed station in the country, and all other calls are pirates. Fortunately 3V8PS tends to be quite active on all bands, 80-10 metres. His QSL manager is IN3RZY.

If you still need a contact with Kermadec Island, Warwick (ZL8AFH) is there until the autumn and has been

appearing on Wednesday mornings on 14220KHz. He has also been worked in the USA on 15 metres around midnight GMT, at which time it is possible that there will be occasional propagation to Europe.

Tristan da Cunha

Several ZD9 stations have been worked recently in the evenings on 15 metres, usually between 21300 and 21335KHz. The story of Tristan is an interesting one because the island was vacated in the early 1960s after a volcanic eruption. The islanders were brought to England, but most were unable to adapt to the British way of life and elected to return at the earliest opportunity. The island population is now about 325 in 50 houses at the one settlement of Edinburgh. The island is visited by ship several times a year but is certainly not on the tourist beat. Local industries include philately, fish processing, and some sheep farming.

For many years there was little or no amateur radio activity from Tristan, but in the last couple of years a host of ZD9 calls have appeared on the bands, sparked off by Andy Repetto (ZD9BV) who also operates the commercial radio link from the island. In fact there are actually only two amateur stations on the island, one being Andy's own and the other a club station installed in the broadcasting/commercial radio building.

Unfortunately the club station cannot be used when other broadcasting is taking place from the building.

Another frequently heard ZD9 call is ZD9BU/MM operating from the 'Tristania', a fishing vessel owned by the people of Tristan which spends most of its time in the vicinity of the island.

Other current ZD9 calls include ZD9YL, ZD9BZ, ZD9CA, ZD9CB, ZD9CC, ZD9CD, ZD9CE, ZD9CJ and ZD9CS. Surely Tristan must have about the highest population of radio amateurs pro rata of any country in the world.

The global QTH locator system

Those of you who cut your teeth on the VHF bands will be familiar with the QRA locator system which divides Europe into a grid of small squares. All three IARU regions have now adopted a variant of the system for VHF use which covers the whole world. In Europe the new squares coincide with the old QRA squares, though the designations have changed (for example what was QRA square AK becomes 'global' square JO11). It remains to be seen whether a range of awards will now appear for working these squares on the HF bands, but the possibility obviously exists. What happens to the grid at the North and South poles is not entirely clear. Perhaps by working a station at the pole you can claim 18 squares at once!

Contests

August brings the All Asia CW Contest on the 25/26th. On the 26th is the RSGB's ROPOCO Contest from 0800-1000 GMT on 80 metre CW. This one involves exchanging postcodes and represents a commendable attempt by the RSGB to get away from the stereotyped exchange typical of so many contests. The LZ-DX Contest takes place on 2nd September (a CW event, this), and the IARU SSB Field Day on 1/2nd September (24 hours starting at 1500 GMT on the 1st).

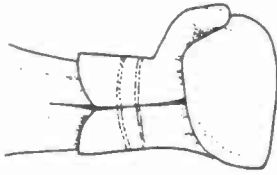
Finale

That wraps it up for this month. News, views, photographs, suggestions, or what have you, as usual to 63 West Drive, Caldecote, Cambridge, CB3 7NY.

C. M. HOWES COMMUNICATIONS FUN TO BUILD KITS BY MAIL ORDER

139 Highview, Vigo, Meopham,
Kent DA13 0UT
Tel: Fairseat (0732) 823129

Enjoy the satisfaction of building your own quality equipment with one of our kits. All kits come with a ready drilled and tinned PCB that has the component locations screen printed on it for easy assembly, all board mounted components, and full, clear instructions. We like to think that our documentation sets our kits apart from the rest. Building is straightforward and fun, so chose a worthwhile project from our expanding range:-



ADD SOME PUNCH!

AP3 AUTOMATIC SPEECH PROCESSOR

Add more "punch" to your signal with this excellent processor. This is the unit described by Dave, G4KQH in the September edition of "Ham Radio Today". We have sold hundreds and hundreds of these, with many customers coming back to buy a second, third or even fourth unit for use with their other rigs. They work well and sound good.

- *Automatically adjusts to the level of your voice to give precise clipping levels.
- *Four selectable clip levels in approx. 6dB steps.
- *Automatically turns itself off when not in use.
- *9 or 12 Volt operation, onboard voltage regulator.
- *Suitable for high or low impedance mics (will even work with an IC251 etc. with a simple mod, we can give you details).
- *Simple to build, with only one adjustment for output level to make.
- *Full instructions, parts list, circuit etc.

Kit £14.80, assembled PCB module £19.80

DcRx DIRECT CONVERSION COMMUNICATIONS RECEIVER

This kit is reviewed in the May issue of "Shortwave Magazine" by G3RJV. The article says a lot more than we can in this space. Suffice to say these are very popular with both beginners and experienced operators.

- *Single band versions for 3.5, 10 and 14MHz.
- *12 Volt operation.
- *1 Watt output into an 8 ohm speaker or phones.
- *Only one adjustment to make to align the module.
- *All coils ready wound for repeatable results.
- *Balanced FET mixer, FET VFO.

The unit only requires a couple of 50pF tuning capacitors by way of external components to function. We can supply suitable air-spaced devices at £1.50 each while stocks last. DcRx Kit £13.95, assembled PCB module (aligned) £18.90. Don't be put off by the low price, this receiver works well and is capable of world-wide reception.

PA/15 2M LINEAR AMPLIFIER 15 Watt

Do you have a 2M hand-held that could do with a boost? Suitable for mobile or base station use this unit will give a 10dB gain with any hand-held having up to 1 1/2 Watts output. Easy to build, with preformed inductors for simplicity, this unit is also suitable for 1 Watt SSB rigs. An RF switched (or PTT operated) change-over unit is available type C01, see below.

PA2/15 Kit £18.90, assembled PCB module £22.80

PA2/30 2M LINEAR AMPLIFIER 30 Watt

This unit gives approx 8dB gain for use with an IC202, FT290 etc. It puts out a clean signal with margin against overdriving with these popular radios. The PA2/30 includes preformed inductors and PTFE output trimmers for good performance. 13.8 Volt operation. The C01 change-over unit can be used with this item.

PA2/30 Kit £22.90, assembled PCB module £26.90

C01 RF or PTT SWITCHED CHANGE-OVER UNIT

This unit is designed to switch a linear, preamp, or both in and out of line. Suitable for all bands 150 to 2M, with an RF sensitivity of 1/2W for switching. Will switch up to 100W RF output from a linear, 25W max from the rig. Suitable for many uses apart from switching our PA Series Linears.

Kit £8.90, assembled PCB module £11.90 (includes a switched bias output on TX and provision for a TX LED indicator).

XM1 CRYSTAL CONTROLLED FREQUENCY MARKER

This very useful piece of test equipment is reviewed in the June issue of "Amateur Radio". A good quality design, this calibrator will help you meet the amateur licence frequency measurement requirements, it can also be used to calibrate almost any receiver's dial. Check that digital display is telling the truth, they often don't! The XM1 has marker outputs at 1MHz, 10kHz, 25kHz and 10kHz intervals, these are usable from longwave up to 70cm. This design features a pulsed ident facility that enables you to distinguish markers from off-air signals on crowded bands. A worthwhile addition to the shack.

Kit £15.60, assembled PCB module £19.60

ST2 CW SIDE-TONE UNIT or PRACTICE OSCILLATOR

The ST2 provides a nice sounding sinewave tone, either from your key, or from the output of your rig by RF sensing. The unit will work with positive or negative keying, up to 15 volts, and by direct connection to the antenna feeder of an HF or 2M rig up to 25W. The unit can also function with a pick-up antenna without direct connection as long as it is near enough to the radiating piece of wet string or whatever. With inline connection the unit will work with QRP rigs of as little as 1/2W output on the HF bands.

Kit £6.20, assembled PCB module £8.90

If you would like further information on any product, simply drop us a line enclosing an SAE, we have an information sheet on each item. We aim to keep everything in stock and delivery within 7 days.

PLEASE ADD 60p P&P to your total order value

73, Dave, G4KQH, Technical Manager



Bernie, what would happen if we had a female sale?

END OF SUMMER

For the best prices, always choose A.R.E. Buy mail order, phone order, or personal purchase - we give you the lot, including Brenda's coffee. And we've always got more than our ads can carry! A special welcome to new licensees - let our expert staff help sort out your equipment needs.

This month we have special price offers on selected equipment for A.R.E. Members ONLY. Phone for details - quoting your Club Membership Number. Or join NOW!

70cm HANDHELD TRANSCEIVERS

0710	YAESU FT708R	189.00
1780	TRIO TR3500	256.45
2490	ICOM IC471	229.00
2476	ICOM IC04E	TBA

70cm MULTIMODE

0890	YAESU FT790R	259.00
2440	ICOM IC471	738.00
2450	ICOM IC490E	549.00

HF RECEIVERS

2250	ICOM ICR70	585.00
2249	ICOM ICR71	649.00
1090	YAESU FRG7700	385.00
1100	YAESU FRG7700M	435.00
1820	TRIO R2000	436.00
1800	TRIO R600	272.00
5573	SONY IC77600D	179.00

VHF RECEIVERS

5650	JIL SX200	299.00
5651	JIL SX400	598.00
5641	AOR 2001	325.00
—	REVCO SCANNER BEARCAT 20/20	258.00
5610	ATC720 HANDHELD	289.00
5780	RX 40 HANDHELD	159.00
5781	REVCO HANDHELD	142.00
—	REVCO HANDHELD	248.00
5573	SONY IC77600D	179.00

HF TRANSCEIVERS

0490	YAESU FT757GX	721.00
0130	YAESU FT102	719.00
0100	YAESU FT980	1329.00
0380	YAESU FT77	488.00
2021	ICOM IC745	839.00
2005	ICOM IC751	1099.00
1450	TRIO TS930S	1195.00
1830	TRIO TS430	779.00

VHF TRANSCEIVERS

1000	YAESU FT230	259.00
2418	ICOM IC27E	329.00
5779	FDK 750X	319.00
1932	TRIO TM201A	269.00

VHF MULTIMODE TRANSCEIVERS

0810	YAESU FT290R	279.00
—	YAESU FT480R	395.00
1020	YAESU FT726R	775.00
2396	ICOM IC271E	649.00
2410	ICOM IC290D	499.00
1980	TRIO TS9130	458.00

2M HANDHELD FM TRANSCEIVERS

0700	YAESU FT208R	209.00
0930	YAESU FT203R	155.00
2480	ICOM IC2E	179.00
2475	ICOM IC02E	239.00
1680	TRIO TR2500	237.82

2M/70cm TRANSCEIVERS

1020	YAESU FT726R	795.00
1934	TRIO TW4000	488.00

Instant HP available

ALL OFFERS SUBJECT TO AVAILABILITY
PRICES CORRECT AT TIME OF GOING TO PRESS



24-HOUR PHONE ORDER SERVICE

To use ARE's Rapid Despatch Mail Order Service, just quote the Stock Number together with you Access or Visa Card number. Your goods will be on their way within 24 hours, subject to availability.

If the particular item you're looking for is not listed here, call us on 01-992 5767 or 092 52 29881 - Brenda & Bernie pride themselves on being able to supply anything connected with amateur radio.

All orders over £100 are sent carriage-free. For 24-hour Securicor delivery, add £6.00. For orders below £100 add £2, or £1 for books. Bream Antennas are sent by Securicor only.

ALL PRICES INCL VAT

ANTENNA TUNERS

2320	ICOM AT500	399.00
2310	ICOM AT100	285.00
0510	YAESU FC757	245.00
0140	YAESU FC102	185.00
1555	TRIO AT250	273.01
0420	YAESU FC700	103.84
—	AMTEC 300	49.00
1460	TRIO AT930	145.00
5080	WELZ AC38	73.95

RECEIVER ANTENNA TUNERS

1170	YAESU FR7700	46.00
—	GLOBAL AT1000	46.00

TELEREADERS CW & RTTY/AMTOR

5280	TONO 550	299.00
5420	TASCO CWR610E	179.00
—	TONO 5000	795.00
5270	TONO 9100	695.00
4780	12" VDU GREEN AMBER	89.00
4900	ICS AMTOR	265.00

POWER SUPPLIES

0500	YAESU FP757	145.00
0505	YAESU FP757HD	179.00
0410	YAESU FP700	145.00
2110	ICOM ICPS15	119.00
2392	ICOM ICPS25	89.00
2006	ICOM ICPS35	138.00
5820	BNOS 25 AMP	149.00
5810	BNOS 12 AMP	95.45
5800	BNOS 6 AMP	52.00
4680	DRAE 4 AMP	34.00
4710	DRAE 25 AMP	110.00

LINEAR AMPLIFIERS

5741	ALINCO ELH230D	69.00
5721	ALINCO ELH230G	59.00
5742	ALINCO ELH260D	114.95

GaAs/MESFET
MASTHEAD
PREAMPS

2-70-23-13

ADVANCED
TRANSVERTER
SYSTEMS KITS

• 23cm. TRANSVERTER - LT23s as reviewed herein £315 + 2.50c

WHO ARE SSB ELECTRONICS?

They are a W-German firm established in 1976 by Rolf Albert DK8DD and Bernd Bartkowiak DK1VA. They specialise in VHF & UHF RF technology. Now European market leaders with their preamps, 23 & 13cm transverter systems and kits. They have built over 25,000 preamps since 1976! Designs are kept up to date through continuous research and development, this is born out by their new range of MAST HEAD preamplifiers for 144 & 432MHz. These are a multi stage, (GaAs Fet followed by microwave transistor) ultra linear, extremely low noise, fool-proof design. With features like - variable gain, fault recognition circuits to protect the GaAs Fet, very high power handling capability etc. - **£80.00!** (**£100.96** with comrol box for high power!) incl VAT.

FULL DETAILS OF THE WHOLE RANGE OF PRODUCTS IN OUR CAT-30p

SSB Electronic & EME Products

From:

PIPER COMMUNICATIONS

4 Severn Road, Chilton, Didcot Oxon OX11 0PW

Telephone: 0235 834328.

Evening calls welcome (before 9pm please)



'NAVY-SPECIAL' FOR MOBILE OPERATORS...

**-Resonators for H.F.
10,15,20 & 40 metre bands**

**-Including whips, 'Tagra' gutter
mount, stud fixing & coaxial cable**

**TOTALLY W/X PROOFED
& GUARANTEED -**

**'A' Pack - comprising fitting
kit & 2 resonators** **£29** complete
including p.p

**'B' Pack - comprising fitting
kit & 4 resonators** **£49** complete
including p.p



SEND CHEQUE TO -

**Glenstar Electric
Motors Ltd;
Newtown Road
Henley-on-Thames
Oxon RG9 1HQ
Tel. 0491 575901**

Please send (indicate frequency)

'A' Pack for ___ & ___ metres
'B' Pack for ___ & ___ metres

Name _____
Address _____

AR/8/84

MAIL SALE AT A.R.E.



YAESU FRG-7700

Display models from **£299.00**

Still one of the best receivers available. All mode. Superb sensitivity and selectivity. Also the CWR-610E Telereader. Converts CW and RTTY to your VDU or television. **£299.00 INC VAT**



ICOM IC-R71


The best communications receiver of professional standards yet to be offered to the amateur fraternity. Tuneable from 100 Kc to 30 MHz, all mode with FM option. Memory facility. Optional infra-red remote control unit. **£649 INC VAT.**

**The magazines
wouldn't run our
ad, Brenda!**



SX 400

Undoubtedly the finest VHF. UHF receiver yet developed. Extremely professional in its design. Fully programmable, scan facility, memory facility. **£598 INC VAT.**



SONY ICF 7600D

**£179
INC VAT.**

Sony's latest approach to pocket-size communications receivers. Covering from 153 Kc through to 30 MHz. All mode operation including SSB and FM on broadcast band. Keyboard entry for frequency access. Memory facility. Scan facility. A truly portable communication receiver AC power supply included

CLOSED—Mondays · OPEN—Wednesdays

FULL DETAILS. TUES, WED, FRI 9.30-5.30 · THURS 9.30-6.00 · SAT 9.30-5.00



LONDON
373 UXBRIDGE ROAD
ACTON
LONDON W3 9RH
TEL: 01-992 5765/6

NORTHERN
38 BRIDGE STREET
EARLESTOWN, NEWTON LE WILLOWS
MERSEYSIDE WA12 9BA
TEL: 092-52 29881

more on your wavelength

THE ANGUS McKENZIE TESTS

SSB PRODUCTS 23cm TRANSVERTER



I am delighted to see that activity on the 23cm band is rapidly increasing, since by no means is it just a 'line of sight' band as so many newly-licensed amateurs seem to imagine. An average station using this transverter and a good antenna system can work stations regularly at 50 to 100 miles distance quite reasonably, and the band is subject to very strong tropospheric ducts which allow DX communication occasionally at amazing distances.

The LT23S should give a nominal 10W PEP output in the band from 1296 to 1300MHz, whilst coping with a wide frequency coverage outside these limits. The transverter has a typical input noise figure on receive of just under 2dB, GaAs-FETs being used for the RF preamp and mixer. The transverter is housed in a smart free-standing cabinet which is encased in plastic-coated metal, rubber feet being fitted on the underside which avoids an expensive rig being scratched underneath it.

The 145MHz BNC socket carries both Tx and Rx RF, and unfortunately there is no independent receive output on 145MHz, which I feel may be an annoying omission. The 23cm outputs and inputs are again on BNC sockets and I would have much preferred these to have been on N-types which can then go straight on to a thick cable, since BNC plugs with wide entry holes for thick cable are very difficult to obtain. The transmit output BNC is rather crammed in between two blocks of heatsinks and is awkward to use because of this.

Three banana type terminal sockets are provided for up to 14.5V positive dc input and earth positive and negative, and a relay socket which the rig


energises with up to 14V on Tx for operating external changeover relays. A phono socket is provided which, when shorted, pulls the rig over to Tx. These interconnections are far more convenient than having to solder on to dreadful 5-pin DIN sockets with their very narrow pins etc. The heatsink itself extends over the entire back panel with three groups of fins and these give adequate heat dissipation.

On the front panel are three up/down lever switches. The first one selects either of two local oscillator frequencies which thus allows an input band of 144 to 146MHz to come out at 1296 to 1298MHz. A second crystal can be supplied which will allow a repeater shift in the band 1291

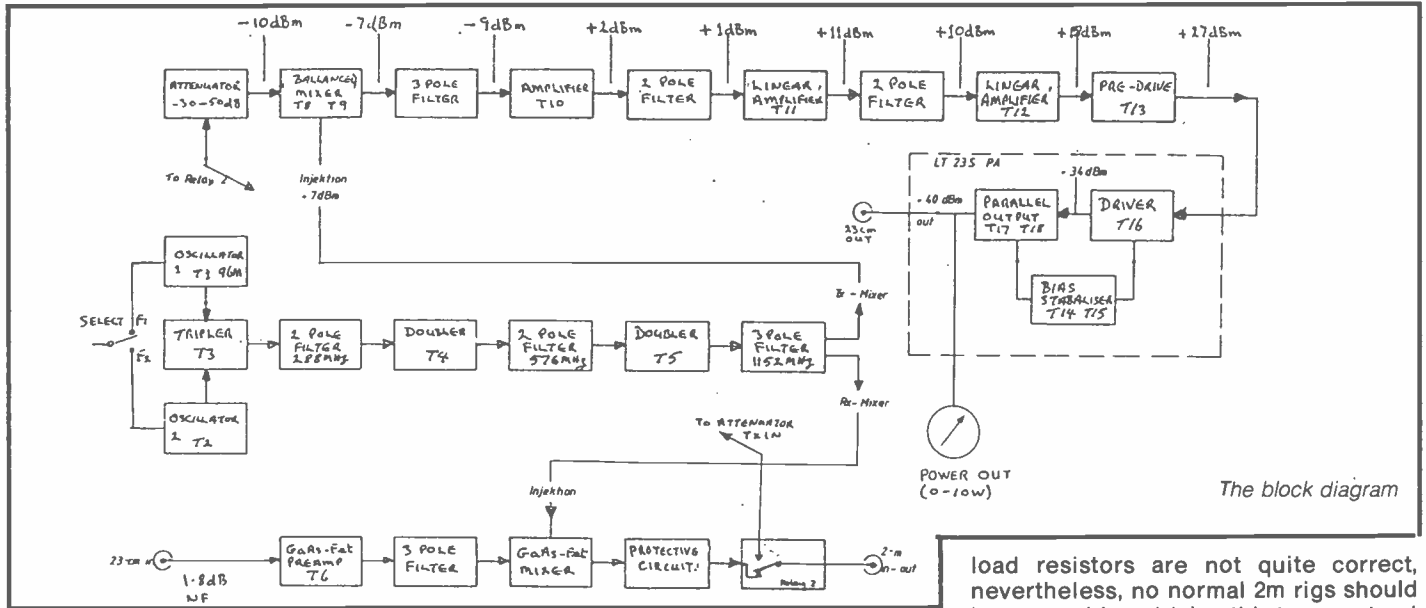
to 1293MHz. The second switch puts the transverter over to Tx if you do not have a PTT line. It is absolutely vital to remember to put the rig to Tx first before transmitting into it as otherwise the 144MHz RF will go through the RF input relay into the output of the receive section, although there is a protection circuit here. The third switch turns the HT on to enable Rx. There is also a power output meter on the front panel, whose calibration was reasonably accurate.

The 144MHz input passes through the relay into two 100ohm resistors which are in parallel. Across these is a preset pot for adjusting input sensitivity. The manufacturer claims that the sensitivity for full output can be adjusted for input powers of 100mW up to 10W. This is a very useful range of adjustment, but alas, the maximum sensitivity of my review sample was only 250mW, which actually made it rather awkward to test. There are plenty of band pass filters around both the transmit section at 144MHz and 1296MHz, and again in the receiver path, giving excellent image responses and local oscillator rejections.

A symmetry control is provided for balancing the mixer and there are several stages of amplification before the final PA is reached, which in turn consists of two ON921s in push/pull, driven by another one. The local oscillator runs at 96MHz which is trebled to 288MHz, doubled to 576MHz and then doubled again to 1152MHz. This avoids any 144MHz components or harmonics being in the transmit or receive chain from the local oscillator. As will be seen from the photograph, the LT23S is



G3OSS TESTS



The block diagram

extremely well made and plenty of room is allowed for heat to dissipate, and thus the stability is good. The construction is quite robust and various connecting leads are in very low-loss, fairly thin 50ohm coax which is extremely well clamped and soldered into place.

The block diagram shows the general sequence of components in the transmit, local oscillator and receive sections, and this should make the transverter's operation fairly obvious. However, I was again disturbed by the lack of circuit details in English, although basic operating instructions with specifications and brief technical data are at least supplied in English.

Laboratory tests

Unfortunately, there was insufficient gain in the review sample for us to test the equipment directly from the combined outputs of my two Marconi 2019 signal generators, so we used a Marconi 2175 amplifier for driving the rig at 145MHz. We checked the two tone intermodulation performance of this amplifier first and found it to be very satisfactory, the third order product at an output PEP of 400mW being around -49dB. At lower output levels, the intermodulation products fell very rapidly, and furthermore, high order products were very well down. We ran the rig at a dc voltage measured on the HT input terminals at 14.6V Tx. We were unable to get more than around 8W single carrier output using the Marconi as driver (see *postscript*). PEP at microwave is not easy to measure, but I estimate that the absolute maximum PEP output on two tones was around 9W and, if anything, I have erred in an optimistic direction here. It was quite clear that at this level there was some compression taking place, and if we had had much more drive available we might have been able to achieve 10W, but the IPs would have been intolerable.

We looked for local oscillator breakthrough on the output and this was

at -47dB ref 3W output, which is quite tolerable. The image on the transmitted output was below -65dB and not visible on the analyser. We checked the power bandwidth, and there was a 3dB fall off at 1290 and 1303MHz. We checked the existence of breakthrough on the output of the input 145MHz signal, and this was at least 68dB below the 3W output level, again below the noise floor of the analyser. This was, however, for an input of 100mW, but I do not suppose that even 10W in, with the preset appropriately adjusted, would cause any significant breakthrough.

We interconnected a Wiltron bridge to the input of the transmitter and sent a 145MHz signal in at a level of 1mW from a very stable source impedance. When the transmitter was switched on, the return loss was at quite a tolerable level at -15dB, which is equivalent to an SWR of 1.43:1. Whilst this shows that the built-in

load resistors are not quite correct, nevertheless, no normal 2m rigs should have a problem driving this transverter. I hasten to add that under no circumstances should you attempt to use a rig which delivers more than 10W into this transverter, as otherwise you will burn up the load resistors.

We applied two carriers spaced 200KHz apart and examined the intermodulation products on the spectrum analyser at the 23cm output. We used a NARDA 20dB power attenuator which then fed directly into the analyser. At an output PEP of around 7W, the third order products were at -24dB, the third order products were at -22dB at the maximum output. What is most significant is that the fifth order products were way down, even at full output, at -43dB, whilst seventh order could not even be seen on the analyser!

This explains why those amateurs using this transverter put out extremely clean signals which are somewhat narrower than many others (provided, of course, that the 2m drive is itself clean!).

SSB PRODUCTS 23cm LINEAR TRANSVERTER - LT23S: LABORATORY RESULTS

Transmitter Tests

Maximum RF output power	9W PEP approx
Transmitter intermodulation products (ref 8W PEP output)	3rd order -24dB 5th order -53dB
Power bandwidth (3dB power drop)	1290-1303MHz
Frequency accuracy (after warming up)	within 500Hz
Frequency drift (after 5 mins)	-400Hz
Input VSWR	1.43:1
Image rejection	<-65 dB
Local oscillator breakthrough at 3W o/p	-47dB
145MHz breakthrough on output	<-68dB

Receiver Tests

Receiver gain	8dB approx
Receiver intercept point	-20dBm approx

Obviously the adage 'garbage in/garbage out' applies here, so make sure that if you use an FT290 with it, that you have increased the standing current of the 290 PA by suitably adjusting the bias resistor. This can make an astonishing difference to the FT290.

We checked the drift characteristics of the transverter on transmit using 20mW drive, thus giving an output of around 800mW, which represents a reasonable average continuous power equivalent to a 10% duty cycle for SSB. On initial switch-on, the output was 900Hz high. The Marconi 2305 transmitter test set was locked to Rugby, and the counter can read frequency to the nearest 100Hz at 23cm. The 2019 generator was locked to its own crystal but its frequency was checked against Rugby. After about four minutes the output frequency had stabilised to be 500Hz high. We then transmitted for a minute or two at a time, and in between each period we received for a minute or so, and on returning to transmit the same output frequency was given, so this means that the transverter is remarkably stable over long periods. Any drift versus time was clearly below 100Hz, and I consider this quite remarkable as this represents a short term stability better than 8 parts in 10 raised to the power 8, ie one hundred million. I have owned many other UHF and microwave transverters and this stability is far superior to that of any other that I have tested.

I did not have at hand a means of measuring the input noise figure accurately, and there is no point in giving a measurement which might be accurate only to +/- 1dB with the wind in the right direction. In my installation I use an SSB Products GaAs-FET at masthead with a cable loss including plugs, sockets and relay of around 6.5dB. When I switched on the preamp the system noise increased by many dB showing that the noise figure of the transverter must be good. Of course, the improvement in system noise figure using the preamp is amazing and equivalent to around 7dB.

I found it very difficult to carry out two tone RF tests on the receiver as I do not have signal generators capable of transmitting at 1296MHz, so I got round the problem by mixing the outputs of the two Marconis with an amplified harmonic of a crystal controlled generator at a lower frequency, using a Mini Circuits Lab microwave mixer. We fed the output from the mixer into a 1296MHz interdigital filter and checked the intermodulation products on the analyser. We then drove the two tone wave form into the GaAs-FET input and looked at the products on the 2m output. I was a little disappointed to see that the intercept point would seem to be in the region of -20dBm.

Using the same technique we measured the receive gain and found this to be only 8dB, despite the 18dB claimed gain. We were very puzzled here so I tried another method. I beamed up on GB3NWK and with the masthead preamp in, obtained a level of -78dBm into the

analyser when fed directly by the input coax, taking into account the extra lead loss to the analyser. We then measured the 2m output signal and again this showed only 8dB higher level, so something was very wrong here (see *postscript*). In my installation the output is fed directly into a Microwave Modules' 2m transverter with an input noise figure of around 2dB. With masthead on I am just overcoming the lack of transverter gain but, without the preamp the system is clearly a little noisy.

The bandwidth of the receiver is quite wide but the interdigital filter in between the front end and the mixer gives good rejection of image so there should be no problem here.

Subjective tests

My Microwave Modules 2m transverter is set up to give 0.4W into the LT23S for Tx, and is driven by a Trio TS830. The output of the LT23S feeds into an EME linear, as reviewed a few months ago in this magazine. There was enough drive available to get between 100W and 140W PEP output from the linear. The transverter gain drifted very slightly over an hour or two and tended to fall back by about 1dB. The modulation reports have been very good indeed, and stations reported that the transmissions were very narrow and of good quality, with low-level sounds extremely faithfully reproduced and without any signs of non-linearity. I did not receive any report of drifting even over long periods.

Despite the fairly poor intercept point on receive, only one station tended to cause receive problems, even when the masthead was switched off when I beamed right at him. I should mention though that when G3JXN and I are beaming at each other, every meter in both shacks goes on the end stop, and I estimate his signal at many mV. John once gave me rather a bad report when he was receiving me at only 5/8, and I wondered what had gone wrong my end. After a while, John discovered that he had not plugged the aerial relay through to the receive converter so you can imagine how we pounded into each other with aerials connected!

What is particularly interesting is that there are virtually no spurs received across the band, whereas one or two other transverters have produced the odd strange carriers which will not go away! These are probably due to image and local oscillator harmonics beating with secret or illicit carriers, which are out of band!

Conclusions

The choice between this transverter and that of Microwave Modules (which I hope to review shortly) is not altogether easy, for both have advantages and disadvantages. The main asset of the LT23S is that it has the capability to drive fully an EME linear, which has now become very popular, whereas the Microwave Modules transverter can only deliver a clean 1.5W output, thus giving a

greatly reduced output from the EME. The LT23S is very clean on transmit, but the receiver gain has to be criticised (see *postscript*), although the noise figure is good, as is that of the MM. However, the MM has too much gain which is annoying, and requires an external attenuator load which is untidy. The MM has a separate receive output, however, which is useful.

It would be very difficult to weather-proof the LT23S for use at masthead, but it is eminently suitable for mobile and portable applications because of its superior power output capability. Its price is very reasonable for the power, and the MM together with an SSB Products linear which is required to bring the power up to be competitive costs quite a lot more.

I was particularly impressed with both the frequency accuracy and stability of the LT23S, and its presentation in all respects is superb. If you have appropriate test gear, it will be very simple to align, as everything is so well spaced out and is thus easy to adjust. I suggest that if you want to operate seriously on 23cm, that this transverter should be very highly recommended, and at its price of just over £300 it seems good value for money.


I realise that many will want to build their own transverters, but an awful lot of us have not got the patience, time or even competence to build what is obviously a very challenging device. The importer is Piper Communications of 4 Severn Road, Chilton, Didcot, Oxon. Telephone: 0235 834328. I would like to thank my colleague, Mike Hatch G1DEW, for his help in taking all the measurements with me, and what a difficult time we both had!

Postscript

I discussed the findings of this review with the importer when I sent the original copy to the publishers. At very short notice, Dave Aram brought over another sample for some brief checks. I immediately saw over 18dB gain on GB3NWK, and actually an increase of around 11dB was noted on my S-meter, which is reasonably well calibrated. I noticed a marginal improvement in system noise figure which was predictable, as the original review sample was not quite overcoming the noise of the following stage. The transmitter section required around 80mW for full output which again showed a major improvement. On 14.5V we saw just over 10W output, and so in every way the unit was better.

Subjective reports were again excellent, and I noticed an improvement of apparent intercept point on receive. Frequency accuracy seemed within 1KHz after the same warm up period, but I did not check to tighter limits than this. The original review sample will be checked by the manufacturers to see why it was apparently faulty, or if the local oscillator injection might have been low, which seems the most logical explanation of the earlier problems.

SSB PRODUCTS PM1300a RF POWER METER



Last autumn I reviewed a considerable number of in-line power meters. Since then I have been looking out for a good general coverage meter which has a very high sensitivity capability and which can also absorb the output of various rigs up to 20W or so. This meter was supplied to me by Piper Communications, and it was absolutely fascinating to put it through its paces. The meter is specified to measure power from 10MHz to 500MHz on one band, and 1 to 1.5GHz on another, these bands being switchable with a slider. Six power ranges are incorporated, giving full scale deflections of 20mW, 100mW, 500mW, 1W and 20W, the ranges being switched by means of a chunky rotary.

Six scales

As will be seen from the photograph the meter's scales are easy to read over most of their range, six different scales being provided for the different ranges. The accuracy is claimed to be within +/- 10%. The input connector on the back is an N-type socket mounted on a panel incorporating a well ventilated heatsink. The N-socket feeds into a metal film lump circuit dummy load, which allows for 20W dissipation, the feed being along a 50ohm printed circuit transmission line. The meter sensitivities are changed with a chain of 10-turn pre-set cermet resistors, separate trimmers being provided for the two frequency ranges. The meter is housed in a metal cabinet with a smart green finish, and is well styled.

We initially checked the accuracy of the meter by sending into it a 20mW signal from our Marconi 2019 generator. This is itself extremely accurate in frequency and output level calibration, but nevertheless we checked the output calibration with our Racal 9303 power meter, which in my experience is generally within around 1% accuracy taking cal factors into account. We were astonished to find that whilst the instrument is specified only down to 10MHz, it was actually within spec right down to 1.9MHz, thus making it an incredibly useful instrument. As will be seen from the tables, the meter was very accurate but, if anything, would have been even more so if its sensitivity were increased generally by an average of around 4%.

We then inserted a Marconi general coverage power amplifier type TF2175, which is capable of giving up to 300mW output with quite low distortion. With this, and again using the Racal, we checked the 100mW and 500mW ranges, the latter being checked out at 300mW. For the 1W, 5W and 20W ranges we used an Icom IC751 with adjustable RF level together with calibrated power attenuators, and a Trio TW4000A for VHF and UHF.

For the 23cm checks I used an EME precision directional coupler in-line with my 23cm transmitter output. This coupler is available in two versions, one calibrated for 2m, 70cm and 23cm (type 7020/30, £65), whilst the other is for 70cm, 23cm and 13cm, (2320/30A, £58), both having extremely good claimed accuracies. The couplers have N-sockets for the in-line connection, and two built-in 50ohm terminated coupling lines feeding BNC sockets for interconnection to an RF power meter, giving forward and reverse powers. The coupling loss of the higher frequency coupler is around 30dB on 70cm, 20dB on 23cm and 17dB on 13cm. The loss is actually calibrated on the coupler to the nearest 0.1dB, which is most useful, and specified at 0.3dB accuracy.

Using this coupler, also available from Piper Communications, and comparing the power measurements with the Racal, the 23cm accuracies were within around 5% centre line. I could only check accuracy, though, up to the 1W range, although I have no reason to doubt the two higher ranges.

Terminating load

Having determined that this instrument gave remarkably accurate power measurements throughout over an amazing frequency range, and thus putting to shame many professional instruments costing a great deal more, I thought it would be a good idea to see if there were any snags in the accuracy of the terminating dummy load.

We used a Wiltron Bridge in combination with the Marconi 2019 generator, with a 10dB attenuator right on the input to the bridge on its RF input. The bridge RF output fed directly into the Racal 9303 power meter. Frequencies were checked between 1.9MHz and 1040MHz

to check the return loss with the test port of the Wiltron connected right onto the PM1300a's input socket. For each frequency we checked the open circuit return loss and set it at 0dB reference, then measured the return loss when interconnected with the meter. From 1.9MHz to 145MHz the SWR was better than 1.03:1, which is excellent, whilst on 70cm the SWR was 1.09:1. Even at 934MHz, the SWR was 1.28:1 which is acceptable, but by 1040MHz, it had risen to 1.34:1, so I assume that on 23cm the load is just slightly inaccurate, although adequate.

Very low powers

At 145MHz we checked the 20mW range across the meter scale, and found the accuracy to be well maintained down to just below 10mW, but very low powers under-read by around 25%. This is quite usual though, if you try to use a normal moving coil instrument for measuring only a few mW. The rectifier is a hot carrier diode, and the 10 turn cermet trimmers can be used to improve the average accuracy if you have a better lab standard. Cermet trimmers are far more temperature stable than carbon types, incidentally.

Directional couplers

I can think of 101 uses for this meter, which will be especially useful if you use it with the EME directional couplers for VHF, UHF and 23cm, and directional couplers are generally available for LF and HF frequencies, which would allow the instrument to be used as an in-line one, provided the couplers are calibrated. A coupler with a loss of 20dB will represent 100W as 1W, whilst a 30dB coupler (I frequently use a Bird one), divides the power conveniently by 1000. Such a coupler therefore means that you can read down to 20W in-line power using the 20mW range.

The PM-1300a will be particularly useful for checking the output of very low power stages, including mixers, if you do a lot of building for yourself. You can of course check normal mobile rigs very rapidly, provided their maximum power does not exceed 20W. You can buy power attenuators, but unfortunately these cost a fortune, and I do not know of a good one at a reasonable price built for

SSB Products RF Power Meter - PM 1300a Laboratory Measurements

	Power Accuracy			Range		
	20mW	100mW	500mW	1W	5W	20W
1.9 MHz	-7.5%	-5%	-12%	-5%	-12%	-7.5%
3.7 MHz	-5%	-3%	-7%	0%	-4%	-5%
7.05 MHz	-3%	0%	0%	0%	-2%	-2.5%
10.1 MHz	0%	+2%	0%	+2%	0%	0%
28.5 MHz	-5%	-3%	-7%	0%	-4%	-5%
50.2 MHz	-5%	+3%	-7%	Not Measured		
70.2 MHz	-5%	0%	-3%	Not Measured		
145 MHz	-10%	0%	-3%	-5%	0%	-2.5%
433 MHz	-2%	0%	0%	0%	-8%	-7%
934 MHz	0%	Not Measured				

Scale Linearity @ 145 MHz 20mW reads 18mW;
10mW reads 9mW;
5mW reads 4mW;
2mW reads 1.5mW

Input VSWR

1.9 MHz	better than 1.02:1
3.7 MHz	better than 1.02:1
10.1 MHz	better than 1.02:1
29 MHz	better than 1.02:1
70 MHz	better than 1.02:1
145 MHz	1.03:1
433 MHz	1.09:1
934 MHz	1.3:1

amateur use that is still available. A 20dB power attenuator covering a frequency range from Top Band to 23cm would be extremely useful, so how about designing one! If a reader does know of a source of supply of such a device, or an importer can supply one which doesn't require a mortgage from the bank, perhaps a letter to the editor would be appropriate.

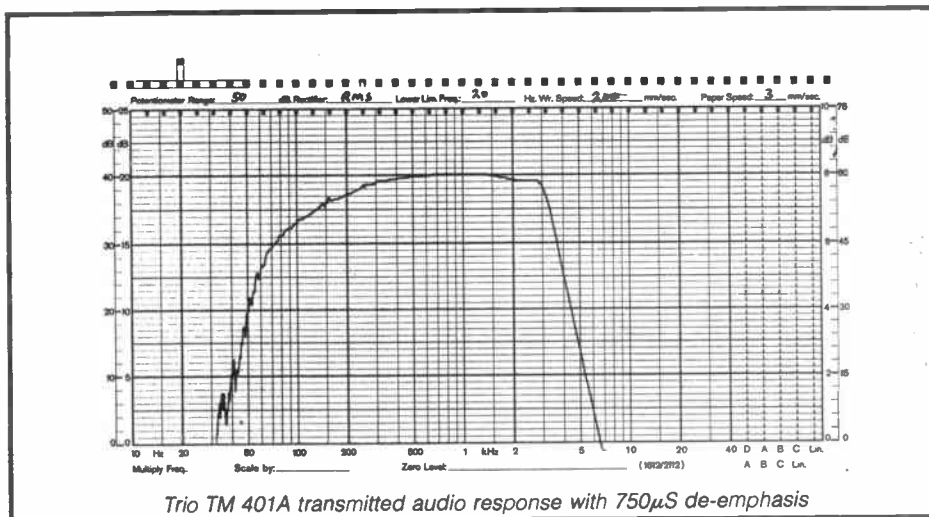
This instrument costs £128 (inc VAT) and is extremely good value for money. Of course there are cheaper power meters, but I have never found one so flexible at less than many times its cost, so it is thoroughly recommended for those amateurs who like to check cable losses, linear amplifier gains, outputs from oscillators, as well as normal power outputs. This instrument has been thoroughly reliable, and is frankly one of my favourites. Piper Communications are at 4 Severn Road, Chilton, Didcot, Oxon OX11 0PW, and Dave Aram will be pleased to give further details. Finally, one criticism: the instructions are in German, and thus virtually incomprehensible to most of us, and there is no circuit diagram with them, which is a serious omission. Dave Aram has promised to make a translation available soon. This is an instrument which professionals should look at, for it is particularly handy, and in no way is it an unprofessional product just because it is designed for use by radio amateurs.

THE TRIO TM401A 70cm FM MOBILE TRANSCEIVER

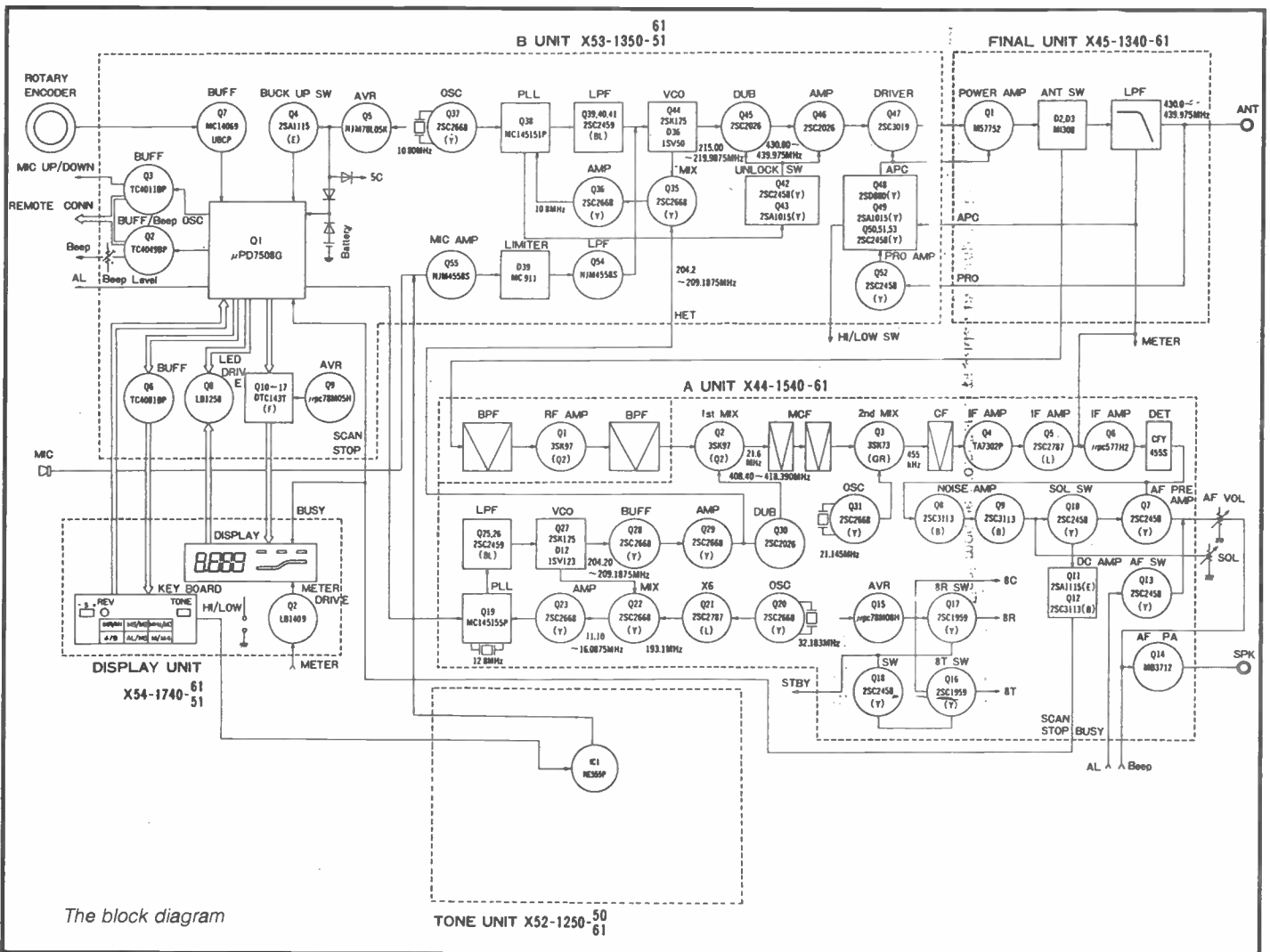


I have noticed with great pleasure that mobile activity on 70cm has been increasing rapidly in the last year or so. Curiously, 70cm mobile seems to have been more popular in the Midlands than in the South East for a while, but at last penetration has shown a dramatic improvement with so many more excellent repeaters being provided on the band.

The Trio TM401A is extremely similar to the Trio 201 which I reviewed last month; its output power is limited to 12W as quoted, but is actually somewhat higher. The rig is very small for its facilities, measuring 141 x 40 x 183mm and weighing only 1.2Kg. I am pleased to see that the rig is equipped with an N-type socket for the aerial interconnection, as on the excellent Trio TW4000A. Like the 201, the socket is at the end of a short captive coaxial lead and is thus easier to use than one actually mounted on the back. The only other connections on the rear are a captive-power lead, 2m long,



G3OSS TESTS



The block diagram

which is fused in the positive and fitted with bullet connectors at around 30cm from the set, and a 3.5mm jack socket for interconnecting the external loudspeaker, no internal speaker being fitted. This external speaker can be easily mounted conveniently almost anywhere in the front of the car, the thin connection lead being around 3m long.

Across the back is a very chunky heatsink which dissipates the heat very well. This rig runs somewhat cooler than the 201 as it is delivering only half the RF power. A mobile mount is supplied and the rig can be used with the 201 with an attachment stacking plate which allows for rather a swish installation. This allows crossband working in duplex, or even stereophonic if you wish!

Repeater switch

Two VFOs are incorporated, one having 25KHz steps, and the other 5KHz. The repeater switch has three positions: minus, simplex and plus, whilst to its side is a push button which gives fixed reverse repeater operation when repeater mode is selected, the button not being spring-loaded. In simplex mode this button becomes a frequency lock. Small on/off/volume and squelch controls are in the centre at the bottom of the front panel, and above them is an easy-

to-read frequency display using bright green LEDs on a black background. As with other recent Trio models, the readout is much easier seen, even in bright sunlight, than the readouts of older Trio mobile rigs. On the right hand side are buttons for 1750Hz tone burst on/off and high or low power together with six buttons for access to memories (5 of them), these having dual functions of memory recall, memory scan, MHz up, memory write, priority alert and, finally, VFO A/B switching. Please see the 201 review for details of the various beep and memory functions as they are virtually identical.

The microphone, supplied with the rig, has a long coiled cord and an easy to use PTT which only requires light pressure for operation. Up and down buttons for frequency control are on top of the microphone, together with a hook so that the mic can be hung when not in use. On the right hand side cheek is a remote control socket which provides remote frequency indication, memory recall, MHz up, normal up and down and VFO A/B switching. The memory facility could thus allow the rig to be operated remotely with fixed audio gain and squelch on receive. Optional accessories include a Trio mains power supply unit, a two tone unit for non-European

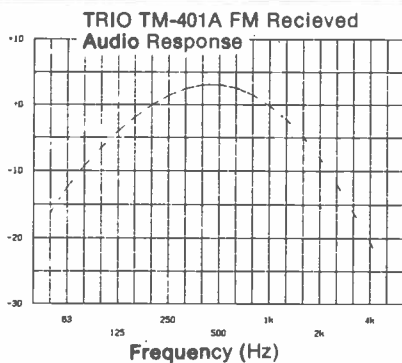
use and alternative microphones could be used. Unfortunately, the Trio voice synthesiser cannot be fitted into this box which is a pity.

The rig covers the whole band from 430 to 439.995MHz. Repeater off-sets are normally 1.6MHz, but memories 4 and 5 can each be loaded with separate receive and transmit frequencies anywhere in the band which might be useful. Scanning facilities allow scanning between transmit and receive frequencies on memory 5 or full VFO scan.

Laboratory tests

The input RF sensitivity was very good indeed in the part of the band normally used but deteriorated by 2.5dB up at the very top end which should not be a problem. The RFIM two tone intermodulation tests showed the rig to have quite a good performance, the intercept point being reasonably good for a UHF rig, although it could have been a little better.

In the context of 70cm you should have no problem here. We could only check the reciprocal mixing performance with our normal generators, and so the results in the tables should be taken as a minimum, and they are probably rather better. Even so, I consider the performance very good for a UHF rig.



Although 12.5KHz spacing is not available on this box, and at the moment is not used on 70cm, the selectivity measurement, using the white noise method, was good, 25KHz being very good and 50KHz excellent. Note that the 201, however, is even better but the measurement is probably limited by off frequency noise of our own generators.

The S-meter, as seems usual with FM rigs, appears to have a very limited range between the weakest and strongest indications, the difference being only 13.5dB here. I do wish that something could be done about S-meters on FM, incidentally, but I can see the problem is in the type of circuitry employed. The capture ratio measured well which shows that the rig can discriminate well between two stations of differing strength on the same channel.

Audio quieting at the 12dB sinad sensitivity point is 16.5dB which shows that the sensitivity is limited mainly by distortion at very low levels. The discriminator gave quite good distortion readings at higher levels, which is clearly responsible for the reasonably clean audio as reproduced from a good transmission. Plenty of volume is available into the 8ohm speaker, and you can get even more if you want into a 4ohm one, which would be enough to drive the back seat passengers nearly round the bend!

The 3dB limiting point was at an extremely low level so that the reproduced audio levels should be virtually constant, no matter how strong or weak the received station is. The maximum attainable signal-to-noise ratio is reasonably good, but there was a slight trace of synthesiser whine in the background when the volume control was turned well up. The receiver was well centred throughout, and no improvement could be gained in signal-to-noise, sensitivity or distortion when the set was off-tuned, or the signal generator frequency was shifted slightly off channel. An extremely weak signal can still open the squelch which is as sensitive as one should ever need, although the squelch range was slightly limited. The received audio response shows a good bass roll-off below 150Hz which is fairly steep, and the HF end falls gently above 2KHz, followed by a steeper fall at 3KHz. Don't forget the pen chart response as shown was of the signal generator with no pre-emphasis.

The transmitter actually gave 15.5W

output at the lower end of the band, and power output was only marginally down at the very top end, and this is really excellent. The frequency accuracy was very good, being within 80Hz! Typical speech had just about the right deviation, and in the subjective tests no over-deviation pips occurred when checked with various repeaters. The tone burst deviation seemed about right, but could not easily be measured because of its slightly short duration. The repeater shift was very accurate, so no problems should occur with repeater operation.

Second and third harmonic outputs were checked and these were both very well down. The current drawn on transmit was slightly high but reasonable, whilst the receive current when squelched was thought acceptable. The transmitted audio response was pre-emphasised very accurately at 750µS up to 3KHz, above which frequency the response was curtailed extremely rapidly, which is splendid, being 30dB down by 6KHz. At the bass end, there is a 6dB per octave slope below 250Hz, but attenuation becomes very steep below 100Hz which is welcome.

Subjective tests

Modulation reports were excellent from this rig and no problems were encountered in operation. The audio was certainly very good, and modulation was still clear when I was shouting into the microphone when fairly close. Intelligibility is the main factor and it is certainly good. The received audio was of excellent quality and very clear, so the speaker provided was also good. Sensitivity was good and no problems were noted in the receiver. I very much liked the ergonomics of this rig, as I did on the 201, and since 12.5 KHz is not used on 70cm, I do not miss it.

Conclusions

This is clearly a most recommendable rig for 70cm mobile operation. Its small size and excellent ergonomics allowing it to be easily mounted and withdrawn from the car are strong points. I liked the aerial interconnection being on a short flying lead, and feel this rig has got everything on it that one would normally require on a 70cm mobile, and it is much easier to operate than most of its competition.

When switched to low power the output fell by just over 10dB and this is just about right, whilst the current taken did reduce quite substantially. Both the transmitted and received quality was above average and the overall performance excellent, and so this rig is obviously a very good one to consider.

No problems at all were experienced at any time, so I assume that reliability must be excellent. Quite a few of them have already been sold, and I have not heard the slightest criticism from any users. I would like to thank Lowe Electronics for the loan of the review sample and my colleague, Mike Hatch G1DEW, for taking all the measurements.

TRIO TM-401A MOBILE TRANSCEIVER - LABORATORY RESULTS

Receiver Measurements

Sensitivity for 12dB Sinad
(3KHz deviation, 1KHz modulation)

432.025MHz	-123.5dBm (0.15µV)
433.400MHz	-123.5dBm (0.15µV)
439.975MHz	-121.0dBm (0.2µV)

Selectivity;
blank carriers off channel to degrade Sinad by 3dB (ref 12dB Sinad)

-/+ 12.5KHz spacing	48/60dB
-/+ 25KHz spacing	69.5/70dB

Selectivity; second method
carriers off channel modulated with filtered white noise (ref 12dB Sinad)

-/+ 12.5KHz spacing	30/30dB
-/+ 25KHz spacing	67.5/68dB
-/+ 50KHz spacing	74/74.5dB

RFIM Performance: carriers off channel for 12dB Sinad product (ref 12dB Sinad)

50/100KHz spacing	74dB
100/200KHz spacing	74.5dB

Calculated RF intercept point-12dBm

Reciprocal Mixing Performance at 433.4MHz (*see text)

RF Levels required off channel to degrade Sinad to 3dB (ref noise floor)

25KHz spacing	81dB
50KHz spacing	86dB
100KHz spacing	93dB
200KHz spacing	99dB

S-Meter; RF levels required to produce the following S-meter readings;

S1	-110dBm (0.72µV)
S3	-107dBm (1.0µV)
S5	-105dBm (1.28µV)
S7	-100dBm (2.24µV)
S9	-96.5dBm (3.4µV)
'S10'	-91dBm (6.4µV)

Capture Ratio 4.0dB

Audio quieting (at 12dB Sinad) 16.5dB

3dB limiting point-127.5dBm (0.09µV)

Maximum audio output (10% THD into 8ohms) 2.8W

Maximum audio output (10% THD into 4ohms) 4.4W

Audio distortion (125mW into 8ohms)

1KHz deviation	0.7%
3KHz deviation	1.5%

Best obtainable Signal-to-Noise ratio

Unweighted	52dB
CCIR/ARM weighted	47dB

Current drawn on standby 370mA

Current drawn at full AF output 950mA

Squelch sensitivities;

Minimum	-114dBm (0.45µV)
Maximum	-130dBm (0.07µV)

Transmitter Measurements

RF Output Power High/Low

432.025MHz	15.6/1.3 W
433.400MHz	15.6/1.3 W
439.975MHz	15.3/1.2 W

Carrier frequency accuracy at 433.4MHz -80Hz
Peak deviation (typical speech) 5.2KHz
Repeater shift accuracy -20Hz
Harmonic Output at 433.4MHz (ref fundamental)

2nd Harmonic	-65dB
3rd Harmonic	<-72dB

Current drawn on transmit 2.9/1.2A (High/Low)



THE COMMUNICATIONS CENTRE OF THE SOUTH —

HF TRANSCEIVERS		£ (c&p)	2M FM TRANSCEIVERS		£ (c&p)	SPEAKERS		£ (c&p)
TRIO	TS930S	1195.00	TRIO	TM201A 25W Mobile	279.00	TRIO	SP230 (TS830, 530)	43.47 (1.50)
YAESU	FT980	1329.00	ICOM	IC27E 25W Mobile	299.00	TRIO	SP430 (TS430)	30.99 (1.50)
ICOM	IC751	1099.00	YAESU	FT230R 25W Mobile	289.00	TRIO	SP120 (TS130, 120)	27.99 (1.50)
ICOM	IC745	839.00	TRIO	TR2500 Handheld	246.00	YAESU	SP102 (FT102)	55.00 (1.50)
TRIO	TS430S	779.00	FDK	Multi 725X 25W Mobile	239.00	TRIO	SP40 Mobile speaker	14.98 (0.75)
TRIO	TS830S	758.00	YAESU	FT208R Handheld	209.00	YAESU	SP55 Mobile speaker	16.50 (0.75)
YAESU	FT102	719.00	ICOM	IC2E Handheld	179.00	WORLD CLOCKS		
YAESU	FT757GX	719.00	ICOM	IC02E Handheld	239.00	TRIO	HC10 Digital	71.96 (2.00)
TRIO	TS530SP	669.00	2M MULTIMODE TRANSCEIVERS			ICOM	Gold Globe Clock — LCD readout	54.95 (2.00)
TRIO	TS130S	579.00	TRIO	TS780 2M and 70cm base	850.00	YAESU	QTR 24D — Analogue quartz	34.50 (2.00)
YAESU	FT77	479.00	YAESU	FT26R 2m fitted (70cm optional) base	775.00	ANTENNA BITS		
ANTENNA TUNER UNITS			ICOM	IC271E 25W base	649.00	HI-Q Balun 1:1 5kW pep	9.95 (0.75)	
ICOM	IC-AT500 auto	399.00	ICOM	IC290D 25W Mobile	499.00	W2AU Unadilla 4:1 Balun	18.99 (1.20)	
ICOM	IC-AT100 auto	285.00	TRIO	TR9130 25W Mobile	455.00	7-1 14/21/28 MHz Unadilla Traps — pair	18.99 (1.20)	
TRIO	AT250 auto	277.00	FDK	Multi 750XX 20W mobile	349.00	7-1MHz RAL-TRAPS — Epoxy — pair	8.95 (1.50)	
YAESU	FC757 auto	245.00	YAESU	FT290R Portable	279.00	Self Amalgamating Tape 10m x 25mm	3.95 (0.75)	
YAESU	FC102 High Power	185.00	70cm TRANSCEIVERS			T-piece polyprop Dipole centre	1.80 (0.30)	
TRIO	AT230	143.00 (2.00)	TRIO	TW4000A Mobile 2M/70cm	488.00	Polyprop Strain Insulators	0.50 (0.10)	
TRIO	AT130	98.95 (1.50)	TRIO	TM401A 12W Mobile	310.00	Small ceramic Egg Insulators	0.50 (0.10)	
YAESU	FC700	103.00 (1.50)	TRIO	TR3500 Handheld	285.00	Large ceramic Egg Insulators	0.75 (0.10)	
WELZ	AC38	73.95 (1.50)	YAESU	FT790R Multimode portable	259.00	75 ohm Twin Feeder light duty	per metre 0.16 (0.40)	
YAESU	FRT7700 Short Wave Listening	48.25 (1.00)	ICOM	IC4E Handheld	229.00	300 ohm Twin Feeder	per metre 0.14 (0.04)	
HF RECEIVERS			YAESU	FT708R Handheld	189.00	UR67 Low loss coax — 50ohm	per metre 0.65 (0.20)	
ICOM	R71	649.00	POWER SUPPLIES			UR76 50 ohm coax — dia 5mm	per metre 0.25 (0.05)	
ICOM	R70	565.00	YAESU	FP757GX	145.00 (1.50)	UR70 70 ohm coax	per metre 0.30 (0.05)	
TRIO	R2000	436.00	YAESU	FP700	145.00 (2.50)	4mm Polyester Guy Rope, strength 400kg	per metre 0.16 (0.04)	
TRIO	VC10 VHF Converter for R2000	117.00	TRIO	PS430S	119.00 (2.50)	WELZ SWR-POWER METER		
YAESU	FRG7700M with memory	485.00	TRIO	PS20	59.95 (2.00)	SP15M	SWR-Power HF/2M 200W	41.00 (1.00)
YAESU	FRG7700 without memory	385.00	ICOM	PS15	119.00 (2.50)	SP45M	SWR-Power 2M/70cm 100W	59.75 (1.00)
YAESU	FRT7700 antenna tuner	48.25	ICOM	PS20	176.00 (2.50)	SP250M	SWR-Power HF/2kw	57.75 (1.00)
YAESU	FRA7700 active antenna	43.95	ICOM	PS20	176.00 (2.50)	SP350M	SWR-Power HF/2M/70cm 200W	69.95 (1.00)
TRIO	R600	272.00	DRAE	4 amp	34.00 (—)	COAXIAL SWITCHES		
VHF RECEIVERS			DRAE	6 amp	53.50 (—)	SA450	2 Way Diecast SO239 (500MHz)	12.50 (0.75)
JIL	SX200N	299.00	DRAE	12 amp	79.50 (—)	SA450N	2 Way Diecast N plug (500 MHz)	15.50 (0.75)
AOR	AR2001 25—500MHz	345.00	BNOS	6 amp	52.95 (—)	CH20A	2 Way Welz 50239 (900 MHz)	20.75 (1.00)
FDK	ATC720 Handheld Airband	169.00	BNOS	12 amp	95.45 (—)	CH20N	2 Way Welz N plugs (900MHz)	37.00 (1.00)
FDK	RX40 Handheld 141-179 MHz	142.00	NEW AKD WAVEMETER (VHF) £24.95					

GOODS NORMALLY DESPATCHED WITHIN 24 HRS — PRICES CORRECT AT TIME OF GOING TO PRESS — E&OE

Amateur RADIO For all two-way radio enthusiasts
DON'T MISS YOUR COPY

For all two-way radio enthusiasts

With a host of regular and special features covering all aspects of amateur radio. Something for everyone.

Place a regular order **NOW** by completing the order form below.



SUBSCRIPTION BENEFITS... post free... early delivery to your door each month... inflation proof... price guaranteed for 12 months

AMATEUR RADIO SUBSCRIPTION ORDER FORM


To: Subscription Department • Amateur Radio •
513 London Road • Thornton Heath •
Surrey • CR4 6AR Tel: 01-684 3157

PLEASE SUPPLY: (tick box) for 12 issues, all rates include P & P
Inland World-Surface Europe-Air World-Air
£10.80 £11.65 £16.30 £24.40

NAME
ADDRESS
.....
.....
Postcode.....

PAYMENT ENCLOSED: £ — Cheques should be made payable to Amateur Radio. Overseas payment by international Money Order, or credit card

CREDIT CARD PAYMENT VISA
Signature..... AR 0884



ICOM

FOR THE SWL...

IC-R70, £565.

The R70 covers all modes (when the FM option is included), and uses 2CPU-driven VFOs for split frequency working, and has 3 IF frequencies. 70MHz, 9MHz and 455KHz, and a 100dB dynamic range. It has a built-in mains supply. Other features include input switchability through a pre-amplifier, direct or via an attenuator, selectable tuning steps of 1KHz, 100Hz or 10Hz, adjustable IF bandwidth in 3 steps (455KHz). Noise limiter, switchable AGC, tunable notch filter, squelch on all modes, RIT, tone control. Tuning LED for FM (discriminator centre indicator). Recorder output, dimmer control.



The R-70 also has separate antenna sockets for LW-MW with automatic switching, and a large, front-mounted loudspeaker with 5.8W output. The frequency stability for the 1st hour is ± 50 Hz, sensitivity – SSB/CW/RTTY better than 0.32 uv for 12dB (S + N) + N, Am – 0.5 uv. FM better than 0.32 for 12dB Sinad. DC is optional.

Ever since its introduction the IC-R70 has proved to be a popular and reliable HF receiver making your listening hours a pleasure. Please contact us for further details on this excellent set.

IC-R71E, £649.




For those who like the easy life, the R71E has the option of an infra-red remote control unit, making it a very sophisticated rig indeed, here are some details.

100 KHz – 30 MHz all mode (with FM option).
 Quadruple conversion superhet. IF frequencies 70MHz, 9MHz and 455KHz with continuous bandpass tuning and notch filter. Virtually immune from adjacent channel interference with 100db dynamic range. Adjustable AGC, noise blanker and switchable pre-amplifier. Direct keyboard into twin VFO's with 32 programmable memories. 5 year lithium memory backup cell. Memory and band scan with auto-stop. Tuning rates 10Hz, 50Hz and 1 KHz with 6 digit readout. AC mains operation. Auto squelch tape record function.

OPTIONS:- Synthesized voice readout, infra-red remote controller, 12 V DC kit, mobile mounting bracket, two CW filters 500 and 250 Hz, FM unit, computer interface, headphones.





ICOM

FOR THE DX'er...

IC-745, £839.

ICOM's IC-745 is the all-in-one transceiver featuring an HF all band SSB, CW, RTTY, AM (receive only) ham transceiver, plus a general coverage receiver. Options for FM transceiver and an internal power supply make the IC-745 the complete transceiver in an all-in-one package.

The receiver section features a 100KHz to 30MHz general coverage receiver, this allows access to all HF bands plus all the frequencies in between. The IC-745 has an adjustable AGC circuit and DFM (Direct Feed Mixer) giving a wide dynamic range of 103dB with an intercept point at + 18dBm. Exceptionally clean reception is achieved with a low noise PLL circuit and a 70MHz first IF.

The IC-745's features include IF shift, 16 programmable memories with lithium battery back-up, passband tuning, a noise blanker both wide and narrow, threshold level control, notch filter, receive audio tone control and an all mode squelch. Also available is a front end switchable receiver preamp providing 12dB gain. RIT has a ± 1 KHz range.

We could go on all day about the 745, get in touch with us and we will send you the full story.



IC-271H, £819.


The IC-271H is the most advanced 2 meter transceiver available today, it covers the spectrum from 144-146 MHz with FM, SSB, or CW using the most advanced 10Hz PLL system. The IC-271H is suitable for simplex, repeater operation, moonbounce or satellite work, and has features found on no other transceiver.

Some standard features include 32 tunable memories, a high visibility fluorescent display, RIT readout, scanning, 12V DC operation with optional AC power supply.

The 271H has a speech synthesizer that announces the displayed frequency, ideal for blind operators, this is an optional extra along with the SM6 desk microphone and 22 channel memory extension with scan facilities.

As you can see from this brief description the IC-271H, (and its 430-440MHz brother the IC-471H) are very versatile sets indeed. More detailed literature can be easily obtained from Thanet Electronics Limited.





ICOM

ON THE MOVE...

IC-27E, £319.

This must be the smallest, 2M, FM mobile available today, measuring only 38mm H x 144mm W x 177mm D. It has all the features that you probably require included in this microprocessor controlled unit. In addition, if you feel lonely and can't find anybody on the band, just press "speech" and the optional built in speech synthesizer will tell you the frequency you are tuned to. This is a boon to the blind operator or to those that tuck their rigs out of sight.

Brief features:- 25/1 Watt output, green LED readout, scanning (memories and programmable limit band scan), priority scan, programmable duplex splits, 25 and 5Khz tuning steps, 10 memory channels with lithium back up cell, normal and reverse repeater switch, dual VFO, internal speaker and optional speech synthesizer. Just ask for a leaflet and we'll be glad to send you one. Price £319 and £25 for the optional speech synthesizer.



IC-290D, £499.


290D is the state of the art 2 meter mobile, it has 5 memories and VFO's to store your favourite repeaters and a priority channel to check your most important frequency automatically. Programmable offsets are included for odd repeater splits, tuning is 5KHz or 1KHz.

The squelch on SSB silently scans for signals, while 2 VFO's with equalising capability mark your signal frequency with the touch of a button. Other features include: RIT, 1KHz or 100Hz tuning/CW sidetone, AGC slow or fast in SSB and CW, Noise blanker to suppress pulse type noises on SSB/CW.

You can scan the whole band between VFO's/scan memories and VFO's. Adjustable scan rate 144 to 146 MHz, remote tuning with optional IC-HM1 microphone. Digital frequency display, Hi/Low power switch. Optional Nicad battery system allows retention of memory. What a great little transceiver!

You can get what you want just by picking up the telephone. Our mail-order dept. offers you: free, same-day despatch whenever possible, instant credit, interest-free H.P., telephone Barclaycard and Access facility and a 24 hour answering service.





1983 2 METRE FIXED STATION CONTEST

Some observations

by R G Wilson G4NZU

Sunday December 4th 1983, the day prescribed for the two metre fixed station contest, was approached with great anticipation by the team, for what could be better: an experienced (in the main) contest team, lift conditions and a good site.

The call, G1ACC, is held by the Arnold and Carlton College of Further Education and was, at that time, hardly dry. Moreover the College site, kindly made available to us by the Principal, and situated on the Mapperley ridge on the northeast side of Nottingham enjoys an elevation of some 400ft asl with clear views (radio-wise) in virtually all directions but especially in the arc from south through east to north – just where the continent is!

The Amateur Radio Club of Nottingham does not have good VHF propagation from its club site, being very nearly at the bottom of the proverbial bowl. As a consequence a group joined forces with the College, decamped with the club's 60ft trailer tower to the College site and spent a busy Saturday afternoon setting up the equipment: an IC251 with Mutek front end and a homebrew linear giving approximately 150 watts to a phased pair of 17-element Tonnas at approximately 70ft agl. We then spent the night hoping the lift conditions would continue.

First call

On the day itself the first call at 0900 brought an immediate response, and so it continued for the rest of the day! The beam had been pointed vaguely south-east but was moved nearer east after a short time and was not moved for the remainder of the time under consideration.

Hence the great majority of contacts were made from a single fixed heading, an event that can be considered to be rather unusual, at least within the accumulated experience of the ARCON members.

It was these unusual conditions which prompted this analysis of the action between 0900 and 1600 hrs, at which time the station conditions changed due to the College closure!

An analysis of the QTH locator coordinates on a big square basis was carried out with the results illustrated in *Figure 1*, which gives the number of contacts into each particular square. The string of contacts down to ZI and BI were made with the original more southerly setting of the beam. Removing these from the

Prefix	Number of QSOs
F/TO6	18
DL, DG etc	204
ON	27
PA, PE etc	109
OZ	1
LX	1
G1	2
2	1
3	7
4	26
6	22
8	18
TOTAL	436

2m CONTEST

picture, the remaining data would conform to the actual heading of roughly ESE from the site in ZM05a.

The traditional petal-shaped radiation pattern associated with beam antennae would seem to be borne out by the contact distribution. A matter of some surprise was the paucity of contacts 'off the back of the beam', in view of the opinion that most stations, in the lift conditions, may well have been beaming in the same general direction. Alternatively this lack of contacts may have been due to the high level of activity, allowing stations to settle and stay on one frequency, hence having no need to 'go hunting' for contacts. It must be stated that in contrast to the popular contest sites in Derbyshire, the actual location proved to be very quiet with regards to QRM.

Fall-off

A point of interest is the very marked fall-off in contacts per square to the east of the solid line on Figure 1. According to the geography staff of the college this could well tie in with the Luneberg Heath area (in EN and EM), rising to some 800ft and then falling fairly sharply to the north German plain. Similarly, the Rhine Highlands (in DL and DK), of some 3000 to 5000ft, would provide a multitude of good VHF sites, while also forming a block for signals from beyond.

A cursory analysis of signal reports, taking into account their unreliability under contest conditions, indicated that signal strengths were down somewhat in squares beyond the 'line', hinting that our signals were perhaps reaching a power/distance limit. In summary, our results provided a demonstration of the classical petal-shaped radiation pattern and the influence of topographical barriers.

In any contest situation there nearly always seems to be highlights and disasters, the former for us being connected with the newness of the G1 series of calls, causing many stations to reply to us with any number *except* 1. The highlight was a charming station patiently explaining to us why our call was wrong, a process which occupied him for several minutes. The matter was exacerbated by the fact that the operator at the time is not one to 'suffer fools gladly' and whose comments, to the great amusement of the rest of the team, were short, sharp and not quite sweet.

Operator summary

Time	0900-	1000-	1100-	1200-	1300-	1400-	1500-
Operator	G6ABU	G6DNT*	G6HKS	G4NZU	G4AFJ	G6ABU	G6DNT
Contacts	52	78	67	62	65	55	53

* Now G4VVZ
Chief Logger - G4SGU

Overall (including 3 duplicates) 439/7 = 62.7 QSO/hr
Average points per contact = 19.3 or 482 Km/contact

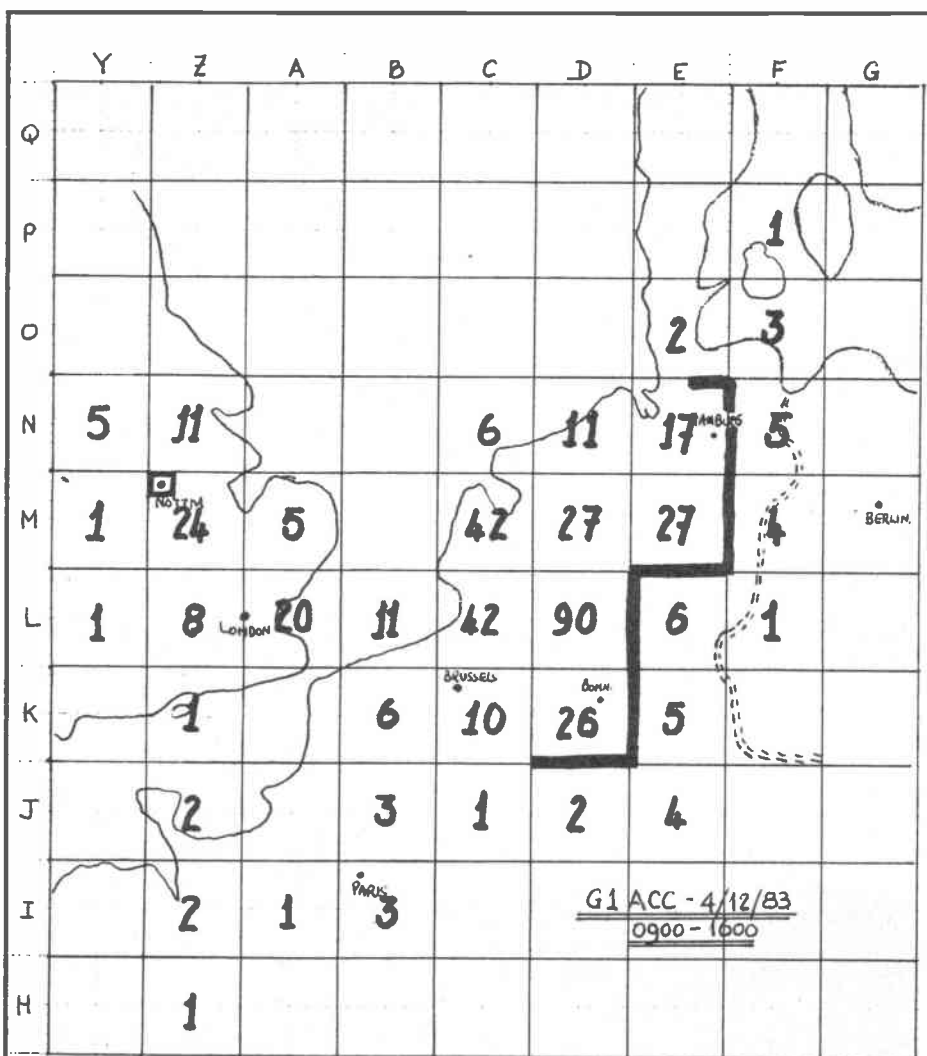


Figure 1 Plotting map of QSOs per QTH square for G1ACC in the two metre fixed station contest, 4th December 1983, 0900-1600 hours only. Note the dropping off of contacts beyond the bold line (see text), and the early contacts (bottom left), made with the beam pointing ESE from near Nottingham (QRA square ZM05a)

However in the great traditions of amateur radio the reply was equally charming followed by a quick 'QRZ'!

The 'disaster' incident was caused by a guy jamming the tower, as a result of which we went on to learn that a jammed tower may be unjammed by the use of 'impact engineering'!

Our thanks go to all who loaned equipment and assisted in other ways, for we all enjoyed the weekend, were able to introduce some newcomers to this aspect of the hobby and are looking forward to next year. Any bets that conditions will be 'dead as a dodo'?

However in the great traditions of amateur radio the reply was equally charming followed by a quick 'QRZ'!

In next month's AR we take a look at an HF contest held annually in September, the Scandinavian Activity Contests. Don't miss your copy. Place a regular order with your newsagent, or take out a subscription now.

Earths, Radials and Counterpoise Systems

by John D Heys G3BDQ

The importance of a good earth connection was first appreciated by Marconi before the opening of this century, and the so-called 'Marconi' antennae, which are often a quarter wavelength long and tuned against ground are still widely used, especially on the lower frequencies. The self resonant or Hertzian antennae, which first came into prominence when our amateur wavelengths were lowered in the mid-1920's, can work well without an earth connection: indeed they are the more likely to perform with best efficiency when raised well above the ground.

Amateurs using such Hertzian antenna types, which include dipoles, long wires and beams, do their utmost to get them as high as possible to minimise ground effects. Such effects are high angle radiation and a fall in radiation resistance and feed impedance. Any earth connections made when using such aerials are often only for safety (lightning protection) and to reduce or prevent those nasty manifestations known as 'hot chassis' or 'RF all over the shack'!

Earth resistance

If the earth resistance is high when using a Marconi type of aerial, at least half and often even more of the transmitter output power can be lost. The radiation resistance of a quarter-wave antenna is usually reckoned to be about 35ohms; that is just half of that for a half-wave dipole. Recent work suggests that the radiation resistance of a quarter-wave may actually be as low as 18 to 20ohms (Moxon), and this means that earthing arrangements must be even better if losses are to be minimised.

If the earth resistance plus the ohmic resistance of all the wire in the aerial (including any coils) equals the radiation resistance of the aerial, only half of the applied power will be radiated; the other half is lost in heating the wire and the ground. If the radiation resistance of the antenna is lowered and the earth resistance remains the same, a greater proportion of the power will then be lost. We cannot do much about raising antenna radiation resistance in the case of a simple quarter-wave antenna (although using a folded element is one possibility), but we can do a lot to reduce the earth resistance.

In order that it should work correctly and radiate at low angles, a vertical quarter-wave antenna must be located above a large conducting surface. A poor earth immediately below and for a

considerable distance from the antenna will absorb RF energy, and it has been estimated that a quarter-wave antenna above average soil with no special earthing arrangements will only radiate about *one per cent* of the power fed to it! This may help to explain why many amateurs have so little DX success on Top Band, while those who have carefully optimised their earthing and other arrangements can do well.

By the way, being near the sea can help a lot. Ideally the Marconi aerial will work most efficiently if it is over sea water, but if it is not too far away in terms of wavelength, say within ten wavelengths of the sea (about a mile on Top Band), ground losses will be halved. This assumes that the antenna can 'see' the sea and is not behind a hill or a metal-framed tower block! The writer is fortunate in being within the 'magic' mile from the briny to the east and the south east and has noticed enhanced results in those directions. Old Marconi knew a thing or two and he didn't locate his early radio stations on the coast for nothing!

Earthing

Earth conductivity is not easy to measure but research has shown that it increases with frequency, whilst the dielectric constant of the soil decreases (Ladner and Stoner, *Short Wave Wireless Communication*).

Moisture content is important and this means that, in our variable climate, earth resistances are always changing. An average loam with a moisture content of 25 per cent will have a resistance of about 6,000ohms per cm³ (at a frequency of 1.2MHz). The relative conductivity of different soils and areas is interesting. If sea water is assumed to have a relative conductivity of 4,500 the value for other 'earths' is as follows:

Good rich soil	=15
Average soil	= 7
Fresh water (lakes etc)	= 6
Rocky hills	= 2
Sandy or chalky soil	= 2
City residential areas	= 2
City industrial areas	= 1

This table was taken from an American Naval study of earth resistance.

These figures suggest that landlubbers must somehow try to reduce their earth resistance if they want to use Marconi aerials. People on urban sites are at a natural 33dB disadvantage, which

represents six or seven 'S' points. A very good friend, now sadly a 'silent key', was attached to the Post Office Radio Interference Branch and spent much of his working life tracking down the electrical interference that can play havoc with BC sets and televisions. One dear lady 'client', when asked if her set was earthed, replied, 'Yes, it's down there under the table'. Following the earth lead along soon revealed that it terminated inside an earthenware plant pot filled with garden soil and standing in a saucer! Presumably she watered it occasionally!

Spike

Funny as this true story seems, a logical extension is towards the amateur who has just a single 'earth spike' in his garden. This garden is a bit of rubble-filled ground surrounded by buildings, each of which has extensive and deep foundations which go down many feet, and in most cases lower than the tip of the earth rod. Here we have the same 'plant pot' situation on a large scale, and the amateur's 'earth' is almost useless.

One earth rod is never sufficient to provide a good low resistance earth connection. A square of four or even better still a ring of a dozen all connected to a centre 'master' rod with each rod going down at least six feet is needed as a *minimum* requirement. Thin spikes are useless and the writer has now several 2 inch diameter lengths of aluminium scaffold pole hammered down in various places in his front garden.

A large conductive surface area is needed and to this end G3BDQ now also employs metre square sheets of thick aluminium knocked in edgewise when the ground is damp and relatively soft. This material is fairly expensive but it does not seem to suffer from corrosion very much. Never use it however in conjunction with other metals, or some nasty electrolytic effects may happen and you will start making batteries!

Aluminium connecting wire must go to such earth plates or rods and a suitably thick wire is obtainable from Tandy stores. This heavy gauge wire is bolted to the earth rods etc, with the special aluminium 'greenhouse' nuts and bolts available in garden shops and centres. Do not rely upon just one connection: put several in parallel and 'weave' the wire in and out of holes in the plates. The wires coming from the earth points may be run below the surface towards the house entry place and then be twisted together to make a hefty cable to run to the shack.

Upstairs shacks can present problems

when using the higher frequency bands, for the earth wire may be anything from a quarter wave to a wavelength long, but on 3.5 or 1.8MHz a 20 or 30 foot run is negligible in terms of wavelength.

If it is only possible to put in one earth rod this must 'have the treatment'! A large diameter copper tube at least six feet long must, after hammering into the soil, be surrounded by a circular trench 1 foot deep and about 3 feet in diameter. This trench may be filled with either rock salt, magnesium sulphate or copper sulphate, put in dry and then flooded with water. After this soaking the trench is covered with soil. Some fifty pounds of chemical is required and the treatment must be repeated every two or three years! I have never used this method and I suspect that anyone doing so must expect scant horticultural success in that part of their garden! This treatment must be a sure-fire way to kill off a lawn.

Water pipes

That old favourite earth connection, the cold water pipe is still worthy of attention. Many of the underground water pipes are still made of iron but the actual electrical connection between such pipes and the smaller pipe leading indoors must be often suspect. The point where the house water main enters the property is the place to connect your earth lead, and for this aluminium wire is *not* recommended. Use instead a thick multi-strand copper and file or emery off the natural patina of the water pipe before wrapping this wire around it tightly many times. I have found it impossible to solder to a cold pipe full of water! Secure your connection firmly with a plated hose clamp and cover the lot with silicone rubber sealant. The copper earth wire must run separately up to or along to the 'shack'. This avoids contact between dissimilar metals.

Some people use gas pipes for earthing but this is a rather useless exercise, for these days the underground gas piping is of the well known yellow plastic variety. The hazards of sparks and explosions were overplayed by earlier writers and to my knowledge there has never been an instance of disaster brought on by using such piping for earthing.

Some flat dwellers are often forced to use central heating pipes and their radiators for earthing but these too are unsatisfactory. They are not connected directly to the incoming water main and their water supply is usually via a storage tank. At best such earthing arrangements present a useful capacity to earth and are better than nothing. Ring main earths and telephone earths are also in the 'useless' category and should only be pressed into service if there is no other way to make or find a proper earth connection. Using them invites breakthrough and interference problems.

A good earth will lower the earth resistance and so bring down the I²R losses, but it will not improve the actual

radiation from the antenna. Earthing itself is not enough so further steps must be taken to reduce the ground absorption loss.

Radials

The missing 'dipole half' of a Marconi quarter-wave antenna is normally the ground, but instead of relying upon this, an actual quarter wavelength of wire can be used. This will run out horizontally, insulated from earth and connected to the 'earthy' terminal of the antenna feed point. The resulting antenna is now a dipole with its legs at right angles but the radiation resistance will remain low (20-30ohms). This is now the familiar 'ground plane' antenna but it will not have an all-round radiation pattern. By increasing the number of quarter wave radials and spacing them equally, the all-round pattern will improve. Putting in more than about eight or nine wires is about the limit in this respect and little gain in all-round directivity will come from increasing the number still further.

Some pundits say that more than two or three radials are never needed whereas other experts swear by a minimum of four! Whatever the number of radials used, the fact that they extend to no more than a quarter wavelength from the antenna base means that surface losses are not much reduced. If the radials are buried their length becomes no longer critical and they operate quite differently. Buried wires behave like a 'better' earth and the more of them there are the more effective will be the earthing of the antenna system.

Ideally the buried wires should run out like the spokes of a wheel and be a foot or two below the surface. A dozen or more of such wires each being up to a half wavelength long is an ideal to aim for but we live in the real world and must compromise! For 160 metre work ten such wires of differing lengths (a minimum of 50 feet) running out in as many directions as possible can give good results and reduce the ohmic earth losses. They should be used in conjunc-

tion with a good earthing as earlier outlined. Burying the wires deeply is difficult, expensive, and time consuming so most amateurs only put them down a few inches. If the ground is not hard a spade edge can be used to make narrow slits about 6 inches deep into which the wire may be pushed. This wire can be bare or insulated. If bare copper is used it can corrode after a few years and in fact may vanish! Aluminium wire or stout plastic covered multi-strand tinned copper works well and lasts longer than bare copper.

Should you have recently inherited a sizable legacy from a long lost uncle (in Patagonia or Timbuctu of course!) why not go the 'whole hog'? Invest in some rolls of expanded aluminium mesh or a good quality 2 inch galvanised 'chicken wire' and lay it down on the lawn all around the base of the antenna. This mesh must extend out as far as possible with each section electrically bonded to its neighbours. For a year or so it will look rather odd but right from the start it will remain possible to cut the grass where it pokes through the holes in the mesh! After a year or two, soil displacement by worms will cover the metal and it will vanish. If undisturbed the soil level will rise a few inches each century - this is how lost coins, etc become buried until dug out centuries later by archaeologists and the lucky. Buried radials and metal mesh *must* be effective or they would not be used by broadcasting stations all over the world.

Counterpoise systems

The early pioneers soon discovered that an 'artificial' earth system consisting of one or more wires insulated from, and held horizontally above ground proved very effective when used with Marconi aerials. Such wires were not cut to any resonant length. Resonant lengths of counterpoise wire are best avoided, and the wires can be suspended from almost ground level up to eight or ten feet. Amateur stations between 1920 and 1927 often used up to eight parallel wires



With all these aerials, BDQ still needs Mickey Mouse for good DX!

under their main antennae. The actual antenna tops also had two or more parallel wires to increase the capacity of the aerial system and ease the tuning to resonance of 'short' radiators.

The maximum length of antenna was 100 feet and when used on about 200 metres wavelength extra top capacity helped to tune it. Old photographs of the early aerials show multi-wire 'sausages' aloft and the 'fan' of counterpoise wires beneath. The advent of Hertzian antennae which were easily made for use on the shorter wavelengths killed off the early aerial systems. The present revival in long distance working on the lower frequencies and especially Top Band (now that most of the world seems to have an allocation there), has focussed attention upon the effectiveness of counterpoise systems in conjunction with Marconi type antennae.

The February 1983 issue of *QST Magazine* contained an article all about counterpoise wires and was a description of the work done by three American 'old timers', K8CFU, W3ESU and K4HU. This article is a 'must' for anyone contemplating the construction of a worthwhile and efficient counterpoise arrangement and it gives a wealth of information. I cannot hope to cover this subject in such fine detail here but will attempt just to give the main conclusions of the American research.

Air dielectric

It seems that the long accepted theory that a counterpoise is not much more than a simple capacity to earth is incorrect. The actual earth resistance (which is a variable factor in any location) at points below the counterpoise wires influences the currents flowing in those wires and should be taken into account. Most of the return currents in the counterpoise wires are collected directly from the antenna or the ground through the air dielectric and they do not have to pass through the ground itself, as is the case when buried radials are used. This means that the counterpoise is more efficient than a system of buried wires and it also appears that fewer counterpoise wires are needed than buried radials for the same efficiency.

The authors developed their 'Minipoise', which was an elevated system 100 feet square having 32 radial wires running out from the centre to the sides and corners of the square. A short 30 foot vertical radiator was used with this counterpoise on 1.8MHz. This combination provided QSOs, most of them on SSB, with many stations in all the American states and with countries on every continent.

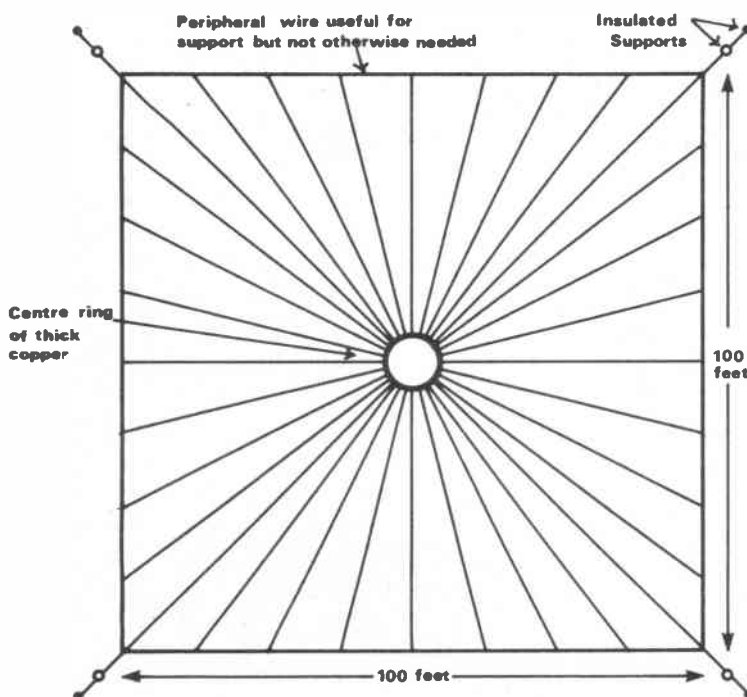
The BDQ real estate does not allow the construction of the ideal 'Minipoise', but an effort to put up as many counterpoise wires as possible has certainly resulted in some DX success on Top Band. No one wants an elaborate 'cat's cradle' of wires festooning every inch of garden so a craftier solution is to run the wires inside

all the boundary and cross hedges. Behind my house the garden is fifty feet wide and about 200 feet long. At the front it has the same width and is a trapezium with the length changing from 30 to 40 feet. Instead of the square plan of the original 'Minipoise', a rectangular version was developed. I use the word 'developed', for each year a little more wire was added to the system. Four additional wires are to go up in time for the coming winter DX season and they will be rolled up and put away when next spring comes along! This hopefully will placate my long suffering XYL!

The 'Minipoise' square was used with the ends of the radial wires joined by a circumference wire and also with the ends free. I always avoid closed loops in a counterpoise arrangement for it is difficult to calculate unwanted resonances within such loops and they might give rise to huge power losses. Some writers on the subject suggest the use of 'jumpers' or short circuit wires to break down the loops into small units and avoid LF resonances. To do this would be a difficult and tiresome exercise making the garden even more cluttered. The far ends of counterpoise wires should not be earthed, for this again can give rise to inductive loops.

Oddly some writers in the past have shown the ends of their counterpoise wires connecting to metal posts and earthed. It has been noticed by myself and others that if the counterpoise in total is not arranged as a balanced unit around the antenna there will be some directivity of radiation. Unfortunately my own system does not have much wire running towards the direction of

The 'Minipoise' counterpoise system devised by a trio of American old timers. The original model used copper plated electric fencing wire. The centre ring is the common connecting point



South America and at present this is proving to be the most difficult part of the world to hear and contact. If possible, arrange it that your counterpoise has a good run out towards your favoured directions. Another factor concerning directivity is that an inverted 'L' used as a Marconi aerial (few of us can get up a 100ft vertical!) has its maximum radiation off the 'elbow' of the wire.

My own complete system employs all three of the methods outlined in this article. I have some buried metal plates, buried wires, earth rods, a disused well in which hangs a miscellaneous collection of large aluminium objects, a connection to the water main and the water pipe network in the loft! There are four above ground quarter-wave radials (not straight), and of course the counterpoise arrangement. The writer is really a 'belt and braces' man at heart!

The simplified sketch plan of my garden will, it is hoped, illustrate these arrangements and perhaps suggest how the reader can concoct a similar scheme. Remember though that the height of your counterpoise wires will reduce the effective height of your antenna by a corresponding amount so don't have them more than about 10 feet up. If possible run them inside hedges, along walls and fences where they are unobtrusive and where they can be kept down to between three or four feet from the ground.

Conclusion

Although a quite elaborate earthing and counterpoise system as described is really intended for the operation of Marconi antennae on an LF band, I find that it has also enhanced my DX capability on the higher frequencies where the Marconi then becomes a long wire. It probably reduces the surface earth losses on all bands.

G3BDQ

The writer has now between a third and half a mile of buried and counterpoise wire and this may appear to be an awful lot of wire to the uninitiated! It is always most interesting to study the information given on the QSL cards of stations worked on 160 metres and learn something about their gear, especially their antennae. Here are a few snippets from the cards of four of the numerous USA stations worked last winter:

WB0RMT: 'Folded inverted 'L' and many radial wires'.

W3ESU (one of the old timer experimenters): '60 foot top loaded vert and 3,500ft of counterpoise wire 8 feet above ground'.

K5UR: 'Vertical with 12,000ft (2½ miles) radials'.

K6SE: '2 element vertical tower array with six miles of radials'.

We also had SM6EHY on the band who was always S9 plus 40 here. He said he has 26Km (more than 16 miles) of radials and counterpoise!

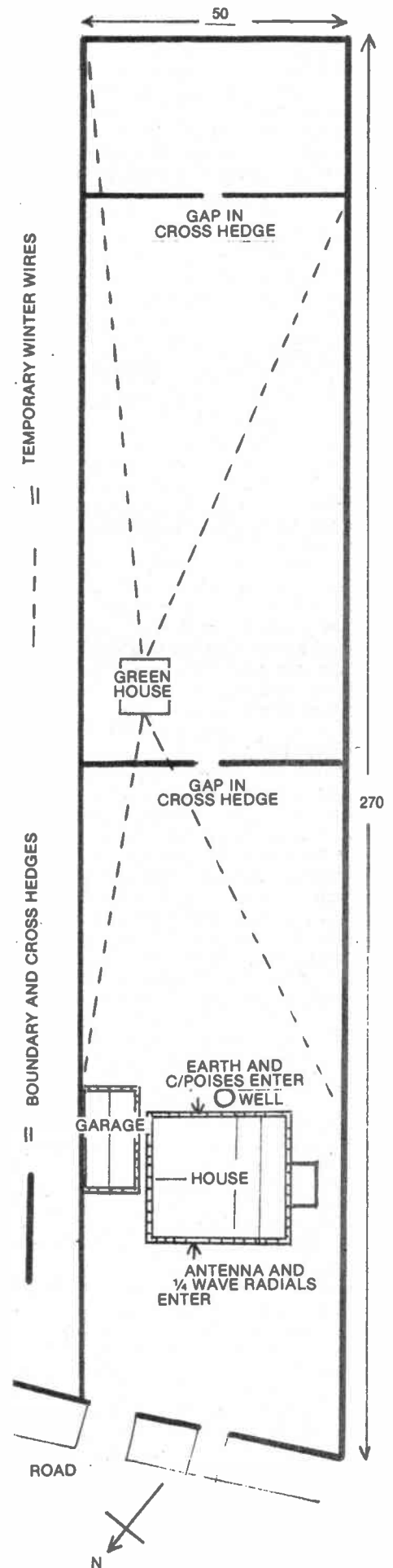

Any kind of wire will do for counterpoise work, but I prefer the quite thick multi-strand plastic covered stuff, especially the grass-green variety. It is quite reasonably priced by a well known purveyor of feeder and coax and may be obtained in 50 metre rolls. Do not use the very thin bell wire or similar or you will have resistive losses and it is so easily broken. Whatever you use take extra care when doing the hedge trimming this summer! Some people use barbed or other existing iron fencing wire but this must be properly bonded with no 'dry' joints. It too has a big resistive loss and it is doubtful if a really long run of the stuff gives any advantage.

The 'common' ends of all my counterpoise wires come together at one point which is where an earth wire leaves my well. A good mechanical connection must be made if soldering is not possible and remember to weatherproof. Even

soldered joints need a liberal coating of that wonderful silicone rubber stuff which does not seem to be affected by even the heat of a hot iron. The ends of the resonant quarter-wave radials are taped and kept from earthy objects or branches; or at the shack end they go directly to the chassis and frame of the ATU. This makes sure that they are reasonably resonant at the operating frequency.

It is hoped that this quite detailed and lengthy article on the subject of earthing, etc will be a practical help to those who are considering operation on the LF bands. Every QTH is different but a little ingenuity (and perhaps cheek) will result in a much more efficient aerial system. The humble but ubiquitous G5RV with strapped feeders will be a different animal (a tiger and not a mouse) when used in conjunction with a good ground system. If you can get up a well elevated quarter or ¾ wave wire with at least 40 feet of vertical you will really be ready for the DX!

Plan view (simplified) of the G3BDQ property showing the layout of the hedges which hide the many hundreds of feet of counterpoise and resonant radial wires. There are no closed loops in the system. The broken lines indicate the siting of temporary wires only used in the winter months. There are many earthing plates and posts together with much buried wire which are not shown on this plan. The earth and counterpoise wires enter at the back of the house and run across the loft, also connecting there to the water piping. The water main connection is near the western corner of the house. Some buried wire actually leaves the property boundary and runs below the grass verges at the front by the road! The ground slopes away to the rear of the house towards the sea about one mile away.



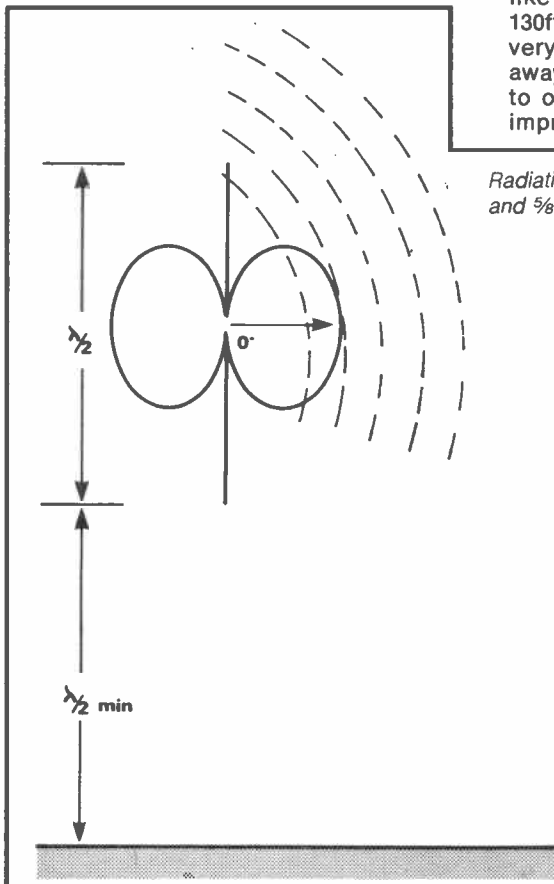
For some years now, I have seen jokes printed on the wrapping of aerials in the form of gain figures. These figures seem to range from 5 to 10 (dB) and I suspect relate to the colour of the aerial. There is another theory that says they relate to the gain over a six-inch nail.

The gain of an aerial is very important and in the next few articles, I will try to show the reader how to recognise different types of aerials and so avoid the disappointment of buying a bad one or possibly one that is totally unsuitable for the environment the reader may have in mind. Having established the type of aerial, the reader will eventually be in a position to guesstimate the gain (or lack of it) of his or her prospective acquisition.

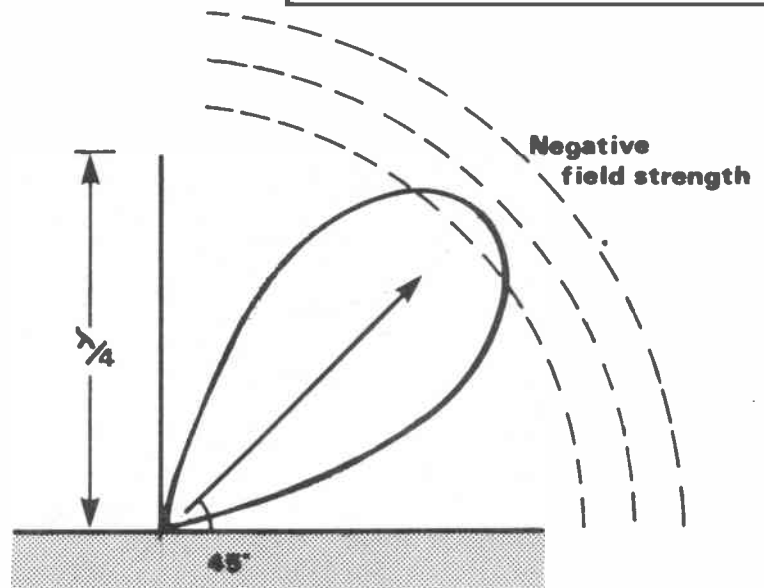
The unit of gain

The unit of gain is the Decibel. The gain of an aerial is the same in both the receive and transmit modes and is measured at the horizon, although in practice this is not necessary. In terms of aerial work the figure of 3dB is very important as it represents a doubling of power. That is to say if an aerial is quoted as being 3dB better than another, it is equivalent to the worse one but with twice the transmitter power being fed into it. The better aerial would produce equally better results on receive, ie signals would be one 'S' point stronger on the receiver in use. To take the explanation one stage further, if we consider two aerials A & B: the B aerial is 6dB better in performance than the A aerial.

If our receiver was at the horizon with its own aerial and the A aerial was connected to a 10W transmitter, then in



Radiating patterns for the 1/2 wave, 1/4 wave and 5/8 wave verticals



DONT LET BE YOUR

order to produce the same signal strength at the receiver, the B aerial would only need 2.5W into it as every 3dB represents a doubling of power.

There are four ways of increasing the gain of an aerial system. Only three apply to the receive performance as well:

1) Increase the power from the transmitter into the aerial. This measure will obviously not help the receiver at all. As already mentioned, a doubling of power will give you a 3dB increase, quadrupling 6dB, & x8 9dB. Incidentally, 3dB represents 50% more range, subject to the frequency in use, eg no amount of power will get you 500 miles on 2m unless reflective conditions prevail. Similarly, where they do exist on the HF bands it would be difficult to prove. The rule really only applies where the signal reaches the receiving aerial direct.

2) Raise the aerial. If the aerial is below 20ft there will be enormous attenuation due to surrounding buildings, trees etc. If we consider the aerial at say 25ft and it is raised to 50ft the advantage is 3dB. In order to gain a further 3dB it would have to go to 100ft. Now you see why stations like G3YPZ who lives in a tower block at 130ft AND runs a 3dB aerial on 10m, is very strong talking to mobiles over 50m away. Raising the aerial from below 15ft to over 25ft can result in over 10dB of improvement!

3) Increase the number of aerials. Using two aerials of the same type connected together with a phasing harness, gives you a gain of, yes you've got it, 3dB. There is not the space to go into detail now but, if you connect two verticals together you get a bi-directional aerial. Incidentally, if you connect say two 8dB yagis together you get 11dB not 16dB gain. Two is, of course, not the limit. You can connect as many elements to your aerial as you wish, as long as you observe the correct matching and spacing requirements. As a rough rule of thumb, every time you double the elements you gain 3dB in one or possibly more directions.

4) Lowering the angle of radiation. If the aerial in use is a vertical and not a ground plane type (with radials), then there are certain essential siting rules to be observed which will greatly affect the performance of the aerial with respect to the angle of radiation. This is a subject on its own which I will cover in a later article. If the aerial in question is a horizontal, then although the radiation is in all directions from the wire (except the ends) it is possible to destroy the performance of the aerial by mounting it less than a half-wave from the ground. This has the effect of pushing up the angle of radiation and reducing the gain.

As most of my interest on the air lies in ten metres, most of the aerials I have investigated are made for the CB market. The aerial manufacturers have decided that there is a wealth of ignorance (technically) to be exploited here. I have seen claims that 'the oil filled coil' will promote longer range than ever before

THEIR GAIN LOSS

by NOBBY O'BRIEN
G32EV



and the more wire on the aerial the better.

One aerial examined was claimed to be a full wave, although it was only 5ft high. From the weight of it I would not have doubted it. It is worth remembering, however, that a full wave is high impedance at the feed point and would not match a 50ohm rig at all.

Nor, for that matter, would a $\frac{5}{8}$ wave. Only odd quarter wavelengths will match, eg quarter, three-quarter etc.

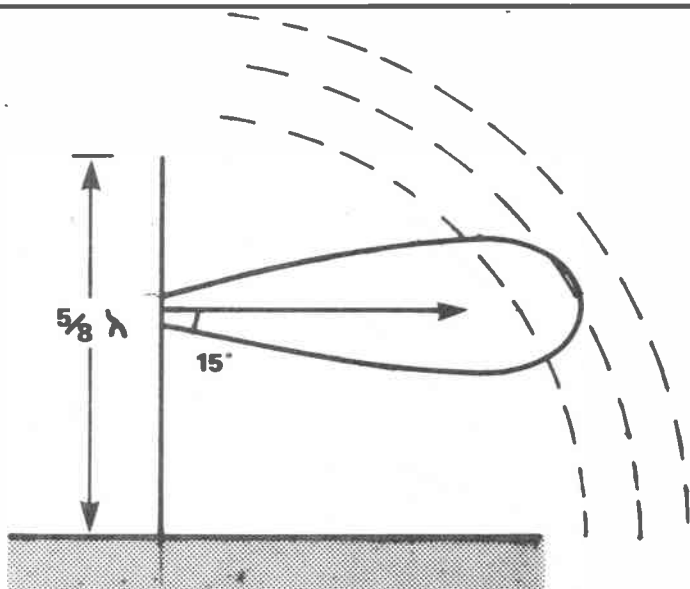
The vertical aerial that exhibits the most gain in either mobile or base use is the $\frac{5}{8}$ wave. If we examine the diagrams we will see that the main lobe leaving a quarter wave vertical is 45 degrees. This aerial is the accepted reference aerial

for mobile use. Reputable aerial manufacturers will quote the gain of their mobile aeriels with respect to a $\frac{1}{4}$ wave. The best single element vertical aerial is the $\frac{5}{8}$ wave (excluding the $\frac{7}{8}$ wave collinear used on 2m) as previously mentioned. This aerial exhibits 3dB gain over the $\frac{1}{4}$ wave (see table) because the angle of radiation is much lower, in the order of 15 degrees, and the main lobe is more concentrated. The $\frac{5}{8}$ wave does not match the usual 50ohm set-up, so on VHF there is an additional matching coil at the base of the aerial. On lower frequencies, $\frac{5}{8}$ waves are loaded aeriels and are wound for $\frac{3}{4}$ wave matching. As you will see from the chart, the gain with the additional $\frac{1}{8}$ wave drops like a stone to 1dB less than a $\frac{1}{4}$ wave or 4dB less than the $\frac{5}{8}$ wave. There is a school of thought that says the additional $\frac{1}{8}$ wave does not influence the aerial, as the ground plane of a vehicle is so ineffective on 29MHz and lower, that the second $\frac{1}{4}$ wave lobe cannot establish itself and alter the radiation pattern. There are numerous aeriels available for 27/29MHz nowadays and I will detail in a later article those best left in the shops.

Annoyed

The reference aerial for base station use is the $\frac{1}{2}$ wave dipole. In theory, all base station aeriels should have gain figures which have been compared with respect to a $\frac{1}{2}$ wave dipole. This was not the case with an aerial I spotted on sale, for 27MHz, which stood ten feet high, was base loaded and was advertised as a 6dB collinear. So annoyed was I by this, that I rang the manufacturer and asked him about this wonderful aerial. He was very cagey until I told him I was doing a review and he might get some free advertising, which he now is. Eventually, I discovered that the reference aerial was an $\frac{1}{8}$ wave mobile aerial mounted in an 'unfavourable' position on the vehicle, while the base aerial had been mounted at 20 feet!

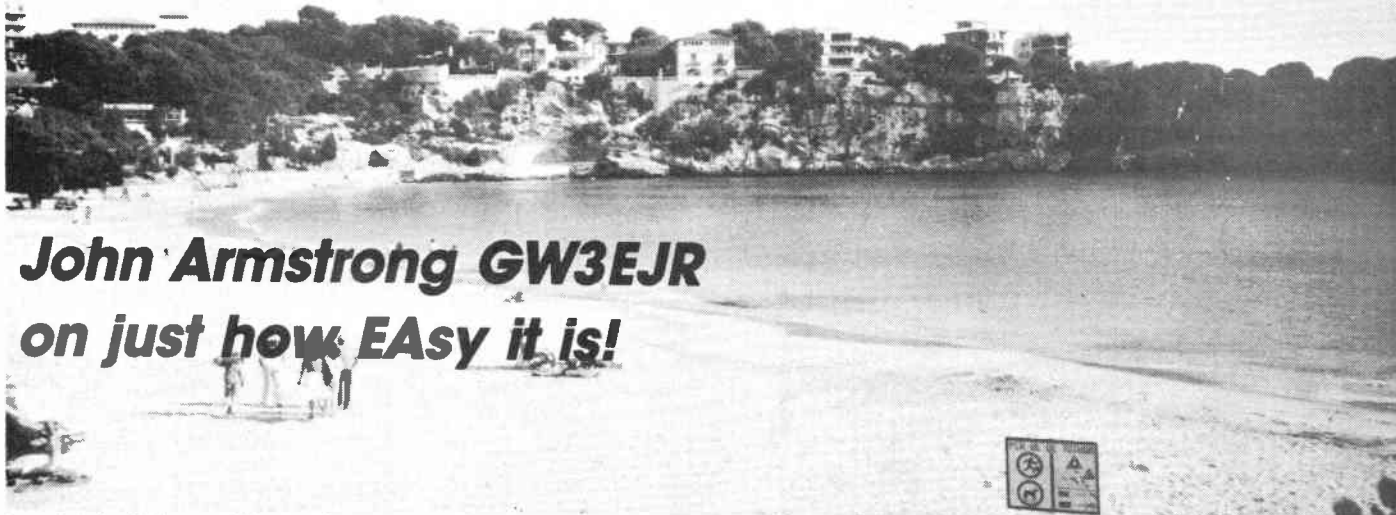
If you can establish by observation, what the aerial you are looking at is electrically, eg $\frac{1}{4}$, $\frac{1}{2}$, $\frac{5}{8}$ wave, then you can use one of the charts to establish its true maximum attainable gain. Don't let their gain be your loss.



Mobile Reference	
Aerial	Gain
$\frac{1}{4} \lambda$	0dB
$\frac{1}{2} \lambda$	+1.8dB
$\frac{5}{8} \lambda$	+3.0dB
$\frac{3}{4} \lambda$	-1.0dB

Base Reference	
Aerial	Gain
$\frac{1}{4} \lambda$	-1.8dB
$\frac{1}{2} \lambda$	0dB
$\frac{5}{8} \lambda$	+1.2dB
$\frac{3}{4} \lambda$	-2.8dB

HOLIDAY OPERATING IN SPAIN



John Armstrong GW3EJR
on just how EASY it is!

Spanish holidays with amateur radio

With the gradual increase of reciprocal licensing, it has become possible for radio amateurs to operate radio equipment during holidays abroad in those countries with which the UK has an agreement.

The purpose of this article is to put forward the various aspects of holiday operation in Spain, a country which is popular with thousands of sun-seeking Britons.

I have, since early retirement some years ago, spent several winters in Spain, the last two occasions with an exchange licence involving operation on 2 metres and 20,15 and 10m.

Amateur radio in Spain has, in recent years, seen a rapid increase in the number of licenses issued, similar to the increases in Britain and due in no small way to an influx of former CB operators.

The total number of licensed radio amateurs in Spain last summer was 31,000, comprising 18,000 Class A, 9,000 Class B and 4,000 Class C, the latter being novices, for which there is no comparable class in the UK. The Class A and B licences approximate to our own A and B, and have the prefix EA and EB respectively, while the Class C novice licence has the prefix EC, with operation permitted in designated portions of the 80,40,15 and 10 metre bands, with a power limit of 20 watts. Second operators are also allowed to operate the stations of Spanish nationals and permanent residents – this permit is normally granted to close members of the family, ie wife/husband, son/daughter, brother/sister of the licensee.

There are flourishing radio clubs in the majority of Spanish towns and cities, usually affiliated to the national society URE – Union de Radioaficionados Espanoles, whose address is PO Box 220, Madrid.

I have visited radio clubs in the cities of Murcia, Torrevieja, Benidorm, Valencia, Lerida and Zaragoza, and was always received with interest and friendliness, and any visiting

amateur can expect to be received with typical Spanish hospitality.

True, there may be a language barrier, but there is invariably at least one English speaking member present who can help with conversation and introductions in a very informal atmosphere. English and French are the language options in the majority of Spanish schools, but nevertheless, some knowledge of the Spanish language is a distinct asset to the visitor. The whereabouts of the radio clubs can often be ascertained by enquiring at a TV and radio shop – many of the service engineers are licensed amateurs or 'radioaficionados.'

The application requirements for a visitor's licence are quite straightforward.

Send the following to Madrid:-

- EA1** Oviedo, La Coruna, Lugo, Orense, Pontevedra, Avila, Segovia, Soria, Logrono, Burgos, Santander, Palencia, Valladolid, Leon, Zamora, Salamanca
- EA2** Bilbao, Vitoria, San Sebastian, Pamplona, Huesca, Zaragoza, Teruel
- EA3** Gerona, Barcelona, Lerida, Tarragona
- EA4** Madrid, Guadalajara, Cuenca, Toledo, Caceres, Ciudad Real, Badajoz
- EA5** Castellon, Valencia, Alicante, Murcia, Albacete
- EA6** Balearic Islands of Majorca, Ibiza and Menorca
- EA7** Almeria, Granada, Jaen, Cordoba, Malaga, Cadiz, Seville, Huelva
- EA8** Canary Islands of Las Palmas, Tenerife, La Palma, Lanzarote and Fuerteventura
- EA9** Ceuta and Melilla in Spanish North Africa
- EA0JC** HRH King Juan Carlos I

1. Photocopy of front page of your licence.

2. Letter certifying validity of licence, obtainable from the licensing authorities in Chesterfield.

3. International Giro cheque for 1,600 pesetas (at current rate of exchange about £8).

Additionally you must supply the following details:

Dates of holiday, holiday address (or in the case of a mobile, the make of vehicle and registration number), make and model of radio equipment, mode and power output, aerial system, and intended frequency bands.

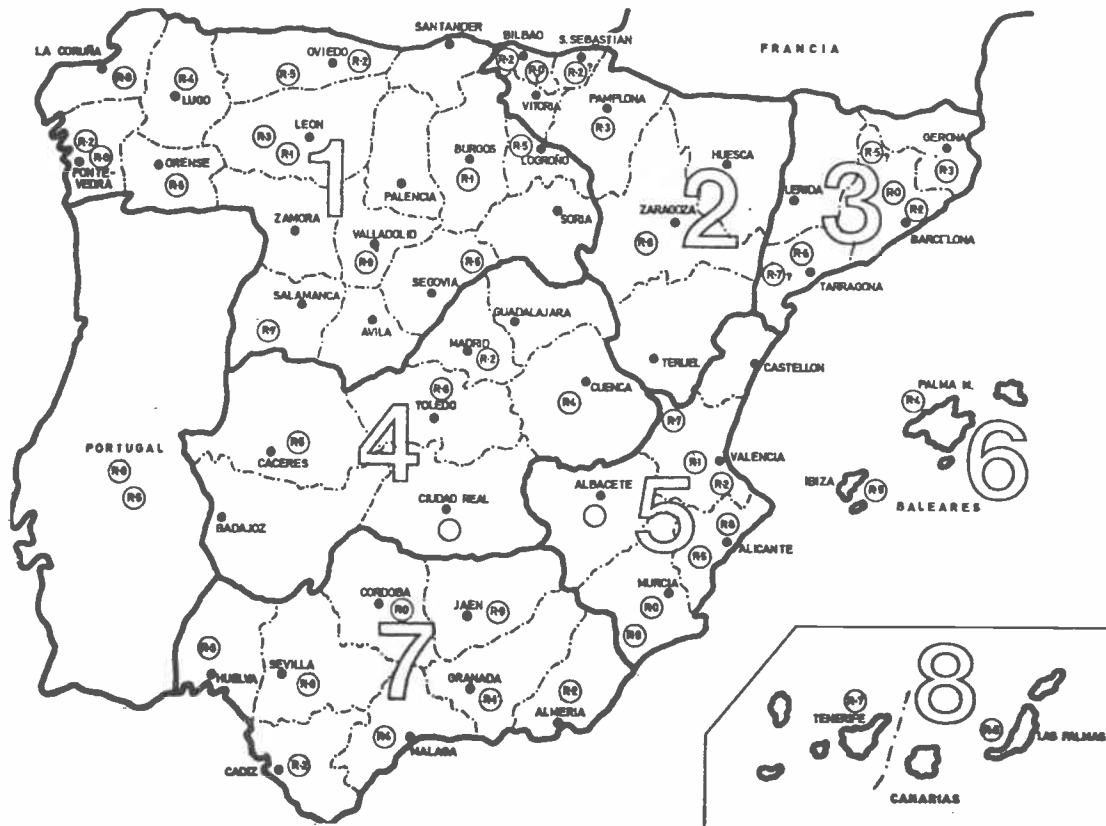
Apply to:

*Subdirector General of Telecommunication,
 Ministry of Transport, Tourism & Communications,
 Madrid, Spain.*

Allow 3 to 4 weeks for issue of the temporary licence. My own permit, issued in December 1983, is in fact valid for the whole of 1984. It is as well to carry a receipt for the equipment, in case of any Customs query.

Radio gear in Spain is much more expensive than in Britain. For the 2 metre operator there is plenty of activity, with a good network of well sited repeaters, giving excellent coverage, with initial access by carrier only and generally no time-out.

SPAIN



A typical example is a repeater on R7, located 30 miles west of the city of Valencia at height of 1,198 metres ASL! Repeater frequencies on channels R0 to R7 have the same frequencies and spacing as in Britain, with minus 600Kc/s between output and input frequencies.

I spend my winters in a small fishing village just to the south of Valencia, and with 10W to a collinear antenna, it is possible to access and copy repeaters on every channel.

The weakest was S4, but most were S8 and S9+. This included R3 on the Balearic island of Ibiza, and R6 near Tarragona, South of Barcelona, through which contacts over distances of 200 miles or more could regularly be made.

On simplex there is usually plenty of activity, but in many areas it will be found that S20, 21 and 22 are, in the main, occupied by amateurs who earn a living driving lorries, vans and taxis, with first names generally used more than call-signs. They are, naturally, useful contacts if you are mobile and looking for a particular road or location.

For the longer-stay visitor contemplating HF operation and prepared to carry a transceiver, wire dipoles and feeder, some interesting contacts can be made, and there is usually no problem in stringing up some kind of temporary antenna system.

As the authorities in Madrid authorise the use of the suffix EA, the writer was GW3EJR/EA – quite a mouthful, but one gets used to it, and it certainly aroused interest by the many stations contacted.

With a Yaesu FT7 putting about 10W into a Fritzel 3-band ground-plane mounted on the flat roof of the 15 storey apartment building, it was possible to have regular QSOs with the UK, and many early morning contacts with an invalid friend in Australia, VK4AZA; and of course, many QSOs with Spanish stations and most parts of the world. On HF it is felt worthwhile to include the area number to the suffix, in my own case EA5, as to the distant contacted station with a directional antenna, there is a vast difference in beam headings between for example the Costa Brava and the Canary Islands. Spanish callsigns EA1, 2 3,4,5,6,7,8 and 9 are issued according to the district/province (county) in which the licensee resides.

For the radio amateur who seeks a change of operating venue and the chance to make new friends, Spain has much to offer.



GW3EJR/EA5



RSGB Mail Order Book Service

RSGB PUBLICATIONS

A guide to Amateur Radio (19th edn)	£3.44
Amateur Radio Awards (2nd edn)	£3.41
Amateur Radio Call Book (1984 edn)	£7.14
Amateur Radio Operating Manual (2nd edn)	£5.22
HF Antennas for All Locations.....	£6.91
Microwave Newsletter Technical Collection.....	£6.83
Morse Code for Radio Amateurs	£1.31
Radio Amateurs' Examination Manual.....	£3.42
Radio Communication Handbook (paperback)	£10.91
Teletypewriter Handbook (2nd edn)	£13.84
Television Interference Manual	£2.13
World at their Fingertips.....	£7.75
VHF/UHF Manual (4th edn)	£10.31
Meteor Scatter Data	£3.24

Logbooks

Amateur Radio Logbook	£2.77
Mobile Logbook	£1.14
Receiving Station Logbook.....	£2.72

Maps

OTH Locator Map of Europe (wall)	£1.43
OTH Locator Map of Western Europe (wall)	£1.43
World Prefix Map in full colour (wall)	£2.17

OTHER PUBLICATIONS

Active Filter Cookbook (Sams)	£12.71
All About Cubical Quad Antennas (RPI)	£5.89
Amateur Single Sideband (Ham Radio)	£5.46
Amsat-UK Technical Manual (Amsat-UK) Incl. Oscar 10 data	£14.37
Antenna Anthology (ARRL)	£3.83
ARRL Antenna Book (Hardback for p/b price while stocks last)	£8.78
ARRL Electronics Data Book	£4.47
Beam Antenna Handbook (RPI)	£6.83
Better Short Wave Reception (RPI)	£5.83
Care and Feeding of Power Grid Tubes (Varian)	£5.69
CMOS Cookbook (Sams)	£13.07
Complete Shortwave Listener's Handbook (Tab)	£12.21
FM and Repeaters for the Radio Amateur (ARRL)	£4.30
G-QRP Club Circuit Handbook	£4.19
Hints and Kinks for the Radio Amateur (ARRL)	£4.47
How To Troubleshoot and Repair A.R. Equipment (new stock)	£10.47
IC Op-amp Cookbook (Sams)	£11.76
International VHF FM Guide	£2.45
Knowing your Oscilloscope	£9.85
Newcomer's Guide to Simplex and Repeaters on 2M	£1.06
Radio Amateur Callbook (1984 USA Listings) (ARCI)	£16.93
Radio Amateur Callbook (1984 DX Listings) (ARCI)	£16.23
Radio Frequency Interference (ARRL)	£4.18
Satellite Experimenters Handbook (ARRL)	£9.90
Satellite Tracking Software for the Radio Amateur (AMAST-UK)	£4.47
Secrets of Ham Radio DXing (Tab)	£7.92
Semiconductor Data Book (Newnes)	£7.97
Shortwave Propagation Handbook (Cowan)	£7.79
Simple Low Cost Wire Antennas (RPI)	£6.83
Solid State Design for the Radio Amateur (ARRL)	£7.87
Television for Amateurs (BATC)	£2.23
UHF-Compendium Parts 1 & 2	£14.43
Understanding Amateur Radio (ARRL)	£4.73
VHF Propagation Handbook (Nampa)	£3.75
Weekend Projects for the Radio Amateur	£4.95
World Atlas (RACI)	£3.35
World Radio TV Handbook 1984	£12.25

NEW TITLES

The Complete DXer by Bob Locher, W9KNI	£7.77
A successful DXer's secrets, written in story-book style.....	£7.77
RTTY Today by Dave Ingram K4TWJ	£7.19
A full introduction to modern RTTY equipment and practices	£7.19

OTHER ITEMS

Morse cassette stage 1 (to 5wpm)	£3.84
DX Edge (HF propagation prediction aid)	£13.98

The RSGB is the national society representing all UK radio amateurs. Membership is open to all interested in the hobby, including listeners. The Society publishes a range of books, log books and maps for the radio amateur. A large selection of other radio and electronics books also stocked. Contact the membership services section for more information about amateur radio, the RSGB and for further details of publications. All items advertised here include postage and packing and are available at reduced prices for personal callers. All publications are sold to members at discounted prices. Please allow up to 28 days for delivery.

RSGB Publications
Cranborne Road, Potters Bar,
Hertfordshire EN6 3JW

GAREX (G3ZVI)

THE SCANNER SPECIALISTS WITH 4 GREAT PRODUCTS

J.I.L.SX-200-N – THE SUPERIOR SCANNER

- ★ The choice of the professionals
 - ★ AM + FM all bands
 - ★ Wide coverage: 26-88, 108-180, 380-514MHz
 - ★ 16 memories ★ Positive action keyboard
 - ★ Proven reliability ★ 12v DC & 230v AC
 - ★ S-meter & 96-108MHz converter available
- £299**

REVCO RS-2000-E – THE VERSATILE SCANNER

- ★ 70 memories ★ AM + FM all bands
 - ★ Cover: 60-180, 380-520MHz
 - ★ Search & store of active channels
 - ★ All the usual search & scan functions
 - ★ 12v DC & 230v AC operation
 - ★ Counts activity of selected channel
- £259**

REVCO RS-160 – FM POCKET SCANNER

- ★ Incredible 160 memories (4 banks of 40)
 - ★ Positive action keyboard
 - ★ Scans, searches & stores active frequencies
 - ★ Covers 26-32, 68-88, 138-176, 380-512MHz
 - ★ With nicads, charger & flexiwhip aerial
- £249**

J.I.L. SX-400 – PROFESSIONAL SCANNER

- ★ Covers 26-520MHz (no gaps)
 - ★ AM + FM (manual, automatic or programmable)
 - ★ Computer interfacing for limitless memory, remote control & data logging
 - ★ Switchable channel spacing & I.F. bandwidths
 - ★ I.F. output terminals (10.7MHz & 455KHz)
 - ★ Specifications set by the professionals
- £598**

Regulated mains adaptor for SX-400..... **£29.50**

★ REVCON ★

A superb quality 16 element, all British made VHF/UHF broadband fixed station aerial from Revco. Ideally suited to all scanners and other VHF/UHF Receivers
Covers 50-500MHz PRICE £24.95 inc

ASK FOR OUR LIST OF SECONDHAND SCANNER BARGAINS

SPECIAL OFFER "CENTURY 21D"

Communications Receiver. 0.5 to 30MHz. CW, USB, LSB, AM & FM. Digital readout, excellent performance **£199**

SR-9 monitor. 2m FM with 144-146MHz full coverage VFO + 11 xtal controlled channels; ideal for fixed/M/P use. 12V DC operation **£47.50**

CRYSTALS FOR NR-56, SR-9, SR-11, TM-56B. We have a range of 2m & VHF Marine band crystals for these receivers at **£3.00** each (+ 20p post per order). Please phone to check stock.

RESISTOR KITS a top selling line for many years. E12 series, 5% carbon film, 10Ω to 1m, 61 values, general purpose rating ¼W or ½W (state which). Starter pack 5 each value (305 pieces) **£3.10**
Standard pack 10 each value (610 pieces) **£5.55**
Mixed pack, 5 each ¼W + ½W (610 pieces) **£5.55**
Giant pack, 25 each value (1525 pieces) **£13.60**

DC/DC TRANSISTORISED INVERTERS 12V input, 400V 200mA output; rectified & fully smoothed **£9.50**

This is a chassis section cut from used R/T equipment, tidied, fully wired & tested. Free-standing but no luxuries like cabinet. 24v version – same price. SAE for details
Special offer of discontinued line 12 or 24v to 380v inverter..... **£5**

**SPARE PARTS FOR PYE RADIOTELEPHONES
WESTMINSTER & PF70 SERIES
also Cambridge, Vanguard etc, SAE list**

GAREX FM DETECTOR and squelch conversion for Pye R/T equipment Ready Assembled, full instructions. Tailor-made, easy-fit design, replaces existing squelch board, with minimum of modifications. For AM Cambridge **£6.30**; for Vanguard AM25B (Valve RX) **£6.10**; for Transistor Vanguard AM25T **£6.95**

MAIN DISTRIBUTOR OF REVCO PRODUCTS

PRICES INCLUDE UK P&P and 15% VAT



GAREX ELECTRONICS
7 NORVIC ROAD, MARSWORTH, TRING,
HERTS, HP23 4LS

Phone 0296 668684. Callers by appointment only

WHY NOT CLASS A?

have the whole alphabet. Make the whole job interesting. Play games with the letters you recognise. Transform car registration plates and street signs into Morse and you will be amazed at your own progress.

In writing out the sounds you will have noticed that some characters are the exact opposite of each other. For example K is 'dah-di-dah', while R is 'di-dah-dit'. Ignore the fact completely. To start thinking that K is the opposite of R and A is the opposite of N requires yet one more thought process and that will only slow you down. A final thought on learning the alphabet is that you would do well to learn letters taken at random, rather than in alphabetical order, to avoid falling into the trap of expecting 'di-dah' to be followed by 'dah-di-di-dit' and so on. Once you have mastered the letters you should have no difficulty learning numbers.

Speed

The next trick is to build up your speed, and since speed comes from confidence it is a simple matter of practice. If you are an SWL, or already hold a class B licence it is fairly easy to find slow CW to listen to. In almost every area there are slow Morse transmissions at regular times and these are of immense help to the beginner. Write down what you hear and, despite the obvious temptation, try to ignore any characters you might have missed. Whilst you are wondering what they were you have missed two or three more.

Whether you have access to CW transmissions or not it is a good idea to get someone to make up a few tapes, preferably of characters in random order, starting very slowly and progressing to the required twelve words per minute. The only danger with this form of practice is that you might learn to recite the contents of the tape parrot-fashion, but this can be overcome by swapping tapes with a friend. Never be afraid to listen to transmissions that are a bit too fast for you. You will only learn by struggling. Pick out the letters you know and it will surprise you how soon the others will fall into place.

There are a number of excellent machines on the market to aid your progress but they have their drawbacks, not least of which is their price. Many send groups of five characters followed by a pause, and it is all too easy to slip into the habit of anticipating the pause when listening to CW from other sources, with the result that as soon as a six letter word comes along the last letter gets lost. Most such machines can easily be converted so as to send continuously and, in my opinion, you will learn more easily for the investment of a few minutes with a soldering iron. Many students opt for a machine from which emanates a voice to tell you what has been sent, and whilst many of my friends hold that this is invaluable, I contend that there is a very real danger that you will wait for the machine to do the decoding,

rather than think it out for yourself. Machines can help you to learn Morse but they cannot replace the brain and, in general, they make getting that ticket a considerably more expensive business than is strictly necessary.

So far we appear to have done a lot of listening but precious little of the real thing. We haven't touched the key, yet – nor should we. Learning to send is, if approached in the correct manner, very much easier than learning to read and as a rule of thumb, it is unwise to go near a key until you can comfortably read at about eight words per minute. When, however, you do begin to practice sending always remember that accuracy is far more important than speed. So far as I know no test centre will allow the use of paddle or bug keys so it is important that you first learn to send on an ordinary 'up and down' key, whatever you may be considering for the future.

Send clearly and learn to recognise your own mistakes the instant you make them. It is permissible to make a small number of errors during the sending part of the test but you will fail if they go uncorrected. A good method of both monitoring your own sending and improving your reading ability is to make recordings of the results of your efforts. When practising with the key you should also make sure that the key is adjusted to your personal preference and that it is positioned so that you may use it comfortably. There is nothing more frustrating than trying to send CW in discomfort.

As I pointed out earlier, each of us learns at a different speed and many people become discouraged by seeing their fellow students take and pass the test while they are still slogging along at a lower speed. Don't let it happen to you. There are no prizes for being the first to the finishing post and whilst friendly rivalry can be an incentive, the only thing that matters in the end is that you get there – at your own speed. Learning CW is a personal challenge and the rewards are well worth the effort and the frustration. Twelve words per minute may seem like the Inter-City express at the beginning but once you have your class A licence it is surprising how quickly your speed, both in reading and sending, will increase.

The dreaded Morse test

I think I have heard more rubbish talked on this one single subject than on any other aspect of amateur radio. Everyone has nerves to some extent when facing any form of examination and you will be no exception. To your advantage the examiner is well aware of the fact and I have lost count of the number of candidates, both passed and failed, who have returned from the test centre in a state of near shock at the very high degree of consideration which they have encountered. The examiner derives no benefit from making the test harder than its specification demands, and in my view gets far more satisfaction

from conducting a successful test than from writing out a failure slip.

Before going for the test it is important to ensure that you really can send and receive at twelve words per minute, but I speak from personal experience when I say that getting up to fifteen or so, 'just to be on the safe side', can be a positive disadvantage. I came within a whisker of failing the test because I found it so slow and I was faced with a tendency to try to separate elements of the same character with spaces that simply weren't there.

Before starting your test always ask for a few minutes in which to adjust the key to your liking and to practice using it. Many centres will permit you to use your own key but it is important that you gain those few minutes' familiarisation if you are about to try one that you are unused to. If a test passage is designed to take three minutes be sure not to rush it. The old adage 'more haste, less speed' is particularly applicable to the Morse test and here again clarity is more important than speed.

It is only after passing the test that you really begin to feel at home with CW. Using it on air for the first time takes a fair bit of courage. Until now you will have been used to sending everything in plain language and the abbreviations in common use come as something of a shock at first, not to mention punctuation marks, which the test does not require you to learn. Nevertheless there is a great kick to be gained from your first CW contact, however faltering. Don't worry about a few mistakes. Even the most competent CW operator makes mistakes now and again and with a little practice your confidence and ability will soon increase.


Have no fear

Never be afraid to answer a CQ call because it was a bit too fast. If the operator originating the call hears you he will slow down to your speed. Equally, never try to race simply because you know that the guy at the other end is faster than you. Quality is invariably more important than speed on the key, and it is very important to develop a style which gives the other guy every opportunity to read what you send.

Don't be afraid of it, guys and gals, especially the girls because there are simply not enough of them on the bands. Remember that 2 metre CW can be just as rewarding as the HF bands and provides a fairly noise-free environment in which to become acquainted with the various types of CW QSO available to you.

Good luck to those who are already struggling and to those who aren't. I hope my views offer some encouragement. Don't just think about it – do it! It isn't really so hard and the rewards more than equal the effort. Just one more thing: don't use CW simply as a means to plug a mike into an HF rig. Like so many other things CW is a perfect example of the principle of 'use it or lose it' and it seems a shame to throw away the achievement.

IT'S UNFORGETTABLE... IT'S THE UNIVERSAL MORSE MEMORY



The **POWERFUL** CW memory add-on offering up to **2mins** of message storage from any type of morse key. Connects between your key and your rig.

ALL THESE FEATURES: Works with **lambic** keys, **Vibroplex** keys, **Paddle** keys, **hand** keys, two pieces of **Meccano**, your key. **Variable** speed control can upshift 20 wpm CW to more than **200 wpm** for Meteor Scatter. **Repeat** feature for **Beacon** Mode message storage. Handles **any morse speed** from 0 to 400wpm. Ideal for effortless Contest working. Retains character of **operator**. Good Morse in, good Morse out: bad Morse in, bad Morse out. **Excellent teaching aid**. Inbuilt **sidetone oscillator**. Memory retention when off. All this for just **£49.50 Ready Built** inc VAT & p&p.

Telephone in for



OTHER SUPERBLY ENGINEERED PRODUCTS FROM WPO:

Kits – DSB80 QRP Transceiver £37.45: DSB2 QRP Transceiver £68: 2 metre FM Transceiver £68 (Rx £39.50, Tx £32.90): VFO Kits – single band HF and Multiband – 2 metre VFO £38.50: Project OMEGA – 10 band Transceiver for the enthusiast constructor: ALPHA – Single band SSB 50W Transceiver, 160 or 20 metres, £199.50 with case etc: HF QRP ATU – £28.52: Commercial enquiries welcome. 24 hour Ansaphone for credit cards. Mostly ex-stock but allow 28 days for delivery. Short catalogue 16p stamp – Full 50p stamps. See our ad in the last issue for details.

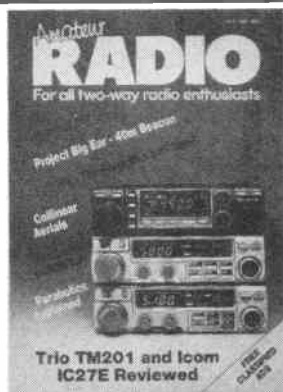
Amateur Radio
– the monthly magazine for all two-way radio enthusiasts

Don't take a chance on being able to get your copy

AVOID DISAPPOINTMENT

Place a regular order with your newsagent

Should you have any difficulties obtaining a copy, phone (0277) 219876 or write to Circulation Department, **Amateur Radio**, Sovereign House, Brentwood, Essex, CM14 4SE.



BECOME A RADIO AMATEUR



Train now for the Radio Amateur Licence examination. No previous knowledge needed, only a few hours per week of home study for 3 to 6 months. Post coupon now for details or Tel: 0734 51515 (24hr service).

British National Radio & Electronics School Reading, Berks RG1 1BR

FREE brochure without obligation from:
British National Radio & Electronics School
READING, BERKS RG1 1BR

Name.....
Address.....

AR/8/846

BLOCK CAPS PLEASE

Centre Electronics

Offer the Racal RA17-L communication receiver for £195.00 each. Price includes delivery in the UK mainland.

Part Exchange is welcome
Free list of other receiver equipment, values, components and services etc.

Shop open: **Thursday, Friday & Saturday at**
345 Stockfield Road, South Yardley
Birmingham B25 8JP

All telephone enquiries to:
0676 32560 anytime.

NEWSAGENT ORDER FORM

To (name of newsagent).....
Please order a copy of **Amateur Radio** for me every month
NAME.....
ADDRESS.....
.....
..... POSTCODE.....

Newtrade distributors: Argus Press Sales & Distribution Ltd, 12-18 Paul Street, London EC2A 4JS. (Tel: 01-247 8233)

SHORT WAVE LISTENER

by Trevor Morgan, GW40XB

Buying your first short wave receiver is always a bit of a traumatic experience as, usually, one has little or no knowledge of what to look for or, for that matter, where to look for it.

However, looking through the pages of this magazine will show you the popular brands of equipment usually to be found at the local amateur radio dealer. The problem is you don't find a 'ham shack' in the average high street and this is the first port of call for most newcomers to the world of short wave listening. For instance, call in at the local Trio dealer and he'll be pleased to tell you about the latest in 'stacked hi-fi' systems, but he won't have a clue about receivers. Despite this, there are plenty of good quality receivers on the high street shelves under names that are not generally associated with amateur radio (at least, not in this country at the moment).

What do you look for? Some time ago I gave a run-down on the requirements for short wave listening, but to refresh the memory, here are the basics again.

BFO: the best frequency oscillator, used to resolve single sideband signals.

bandwidth: on most receivers this is marked 'wide' and 'narrow' and is very useful on a crowded band, especially when receiving Morse.

fine tuning: this is either mechanical with the band all covered on one scale and switchable gearing on the tuning knob (eg push for slow - pull for fast), or electrical where a separate control operates a separate capacitor over a narrow section of the band.

pre-selector: which presets the range covered by the RF stage.

notch filter: useful to cut interfering heterodyne whistles and other noises by reducing the gain of the areas



either side of the selected frequency while boosting the gain on the spot frequency.

noise blanker: this cuts impulse type noise such as car ignition noise.

RF gain: increases the gain of the RF input stage as opposed to the:

AF gain: which increases the audio gain or volume of the output stage.

The business

In a similar way to the amateur radio dealers, high street radio/television dealers invest their capital in a selection of franchises or dealerships which enable them to concentrate their capital and buy at preferential terms. However, this does mean that, to a certain extent, the manufacturer has control over the selling price of his product. The abolition of retail price maintenance, where the price of the product was set at source, was intended to allow a free market in which the retailer set his own profit margin.

However, manufacturers

insisted that the retailer could not provide the desirable service facilities if their profits were reduced. Some dealers disagreed and prices in some stores fell, but these dealers found that popular items were suddenly 'out of stock' and that manufacturers withdrew the factory spares back-up service. Other companies tried direct importing via European markets and in some cases were successful, but not many high street stores carried the necessary financial cover.

You can't really blame the retailers for the situation we have today where it doesn't matter who you buy your rig from (you will be asked the same price for it) and those claims of 'if you can buy it elsewhere cheaper... etc.' are quite true. As manager and buyer for a retail setup at that time I know the inside story and agree that it's annoying when you hear that the £800 rig you saved hard for costs £200 less in the USA.

So how do you know where to go? Ask around the clubs.

Listen to the chat over a pint in the local hostelry. Find out who the best dealer is locally and part with your money confident that if something does go wrong he's not going to let you down. Even the best equipment can go wrong and it's handy to have a sympathetic dealer when you do need service. Does he stock spares or accessories or are you going to wait three or four months? When you show interest in a product range does he advise you sensibly or is he a 'tuck-up merchant' out to strain the last penny out of your wallet?

Use your own common sense too. Do you really need 25 memories and a built-in flashing alarm or would you be better off buying a cheaper model and a decent ATU?

What's on offer

As I've been out of the trade for over 6 years I have no allegiance to any brand name so the examples here are totally unbiased and are based on the available equipment in May 1984 in Swansea. In London your choice may be wider and the reverse in small towns. Shop around and try the receiver in the shop. If you know the chap in charge he may let you try it at home overnight... ask him. So let's have a look at the receivers.

National Panasonic is a company which produces a number of short wave receivers which are all very well made.

The RF3100LBE is the bottom of the range and has full coverage of the spectrum from 1.6MHz to 30MHz. For those interested in broadcast reception it also covers the long, medium and VHF bands.

The layout is neat and uncluttered consisting of, on the front panel, push switches for BFO on/off, panel light on/off and bandwidth wide/narrow. There is a variable BFO control and a nice big tuning knob on the far right.



The meter reads battery power and relative signal strength. The tuning was smooth and no backlash was evident. Other front panel controls were for volume, tone and RF gain. The digital readout was very clear being set back from the front panel. The unit has a telescopic antenna with provision for an external aerial on the back panel.

The receiver was stable in use and quite pleasant to operate. I liked the 'home base' appearance although it was also portable, running from batteries housed under a panel bearing a time zone map and band plan chart. Expect to pay around £179.

The National Panasonic RF 6300LBE is a conventional upright styled portable of quite large proportions and with the batteries fitted is no lightweight. It has digital display of frequency by LEDs but the clock display is using LCDs! The BFO is continuously variable and there is a preselector and RF gain control, but the price of this receiver makes it a questionable buy in terms of value for money.

The performance, however, was good and signals were clearly received and stable. If you like the upright styling it's a very attractive receiver but at £325 perhaps not a 'best buy'.

If money is no object and you prefer upright styling the

National Panasonic RF 9000 is the one for you. However, this is definitely not for the serious listener as most of the features are gimmicks. It boasts 15 preset stations with autoscan, 22 key touch tuning or manual option with fast or slow tuning rates and just about every timing facility you can imagine. At over £2000 it's way over the top.

Sony are arguably the most well known audio distributors in the country and they did have a quite respectable range of receivers a short time ago (I have their ICF 6700W) but their current range is a bit thin with only one serious attempt at the amateur scene. However, the ICF 7600D is an extremely compact receiver and has a superb performance. It features 10 memory presets and manual scanning covering 153-29995KHz AM and 76-108MHz FM. It is extremely small and just the job for the travelling listener. The design has been copied by at least two other companies and that must be a compliment! At £160 it is a good buy.

Who hasn't heard of Grundig? This company has had receivers on the market for years and gained a reputation in the field for quality. Unfortunately, their earlier receivers had a separate BFO and adverts can still be seen from people wanting one of these units.

The current range includes

two receivers of interest to the serious listener. The Yacht Boy 700 is upright styled with digital and analogue tuning, bandwidth switch, switched filtering, fine tuning and variable BFO. The audio and reception quality was superb and the tuning very precise. A nice one at £210.

The Satellit 600 Professional is a bit of a sheep in wolf's clothing. It is a beautifully made receiver, looks extremely attractive too but, and this is the clanger of all clangers, it only covers up to 26.1MHz! I wonder what Grundig have against ten metres? However, this problem aside, it really is a nice piece of work having a clear LCD readout and analogue scale, memory storage of up to 60 frequencies, selectable bandwidth (why isn't this installed in all transceivers?), RF gain, variable BFO, Automatic Noise Limiter and a clock/timer. It looks the part too with two neat front mounted handles and a clean semi matt black finish. With the reservation of the ten metre loss, it's worth consideration for £330.

There are many 'recognised' receivers on the market from the major manufacturers such as Trio, Yaesu, Icom etc, but these are only usually available from recognised amateur radio outlets and details of these are available from any of our advertisers.

Some of you may be considering eventually taking the RAE and think that you needn't bother with a receiver. Far from it!

Short wave listening, apart from being a hobby in itself, is the way most of the older amateurs gained their experience of operating technique, propagation conditions and their effects, antenna construction and use and an endless list of wrinkles.

Many of the recent amateurs have come from the army of citizens band users and some of them have become excellent operators, but there are many who have had no experience of the HF bands and find that they cannot cope with the extremely busy and noisy amateur bands as they are today. As a result we find many new licensees who study for the ticket only to let the licence lapse after a short period (it would be interesting to see the figures for lapsed licenses over the past couple of years).

Two metres only

Some of these new amateurs reach the 2 metre stage and don't progress from there, not meaning, of course, that those who stick on two metres are any less amateurs, but these people are seldom heard even on that band!

There is the theory that these people just take the RAE to prove that they can pass the test just as easily as anyone else and I suppose that is a point. However, the experienced listener has a background of knowledge built up over a period of time that will stand him (or her!) in good stead if he aspires to the RAE.

Short wave listeners are certainly *not* second class citizens but are, in fact, mostly dedicated people following a hobby that needs just as much patience and, indeed, knowledge of operating procedures as does amateur operating. This is probably why the ex-listener taking the RAE is probably less likely to fail the Part 1 exam paper.

Next month we'll have a look at prefix and special event working and some more of the available awards for short wave listening. Meanwhile, keep listening and enjoying the hobby.

73, Trevor.

Ken Williams introduces THE COATHANGER

THE CHEAPEST-EVER 2 METRE AERIAL

The other day, as I was searching the town centre car park for that mobile heap of mud and rust which I laughingly call my car, I was greatly impressed by the number of car owners who had

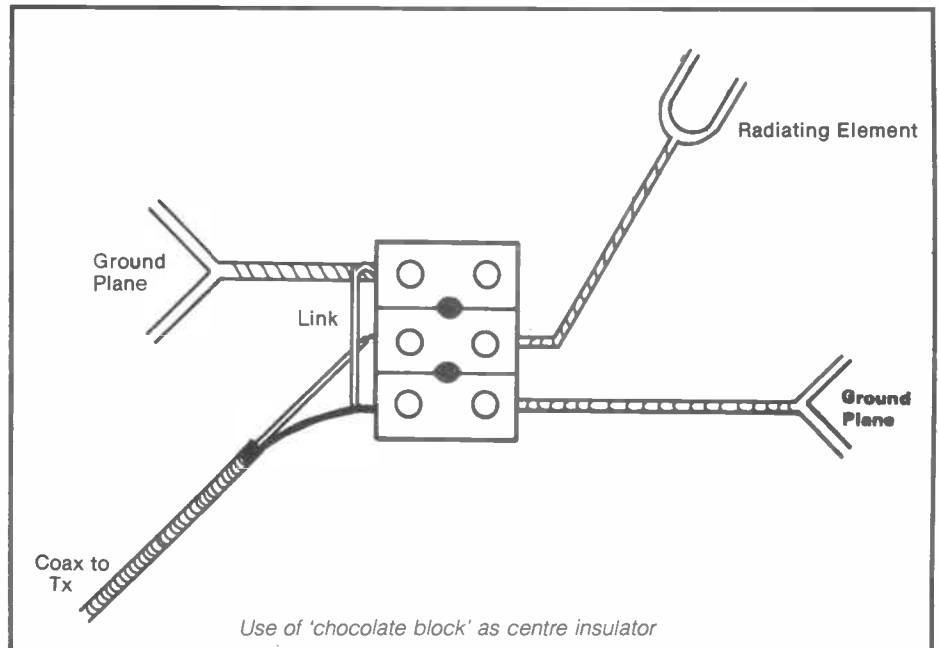

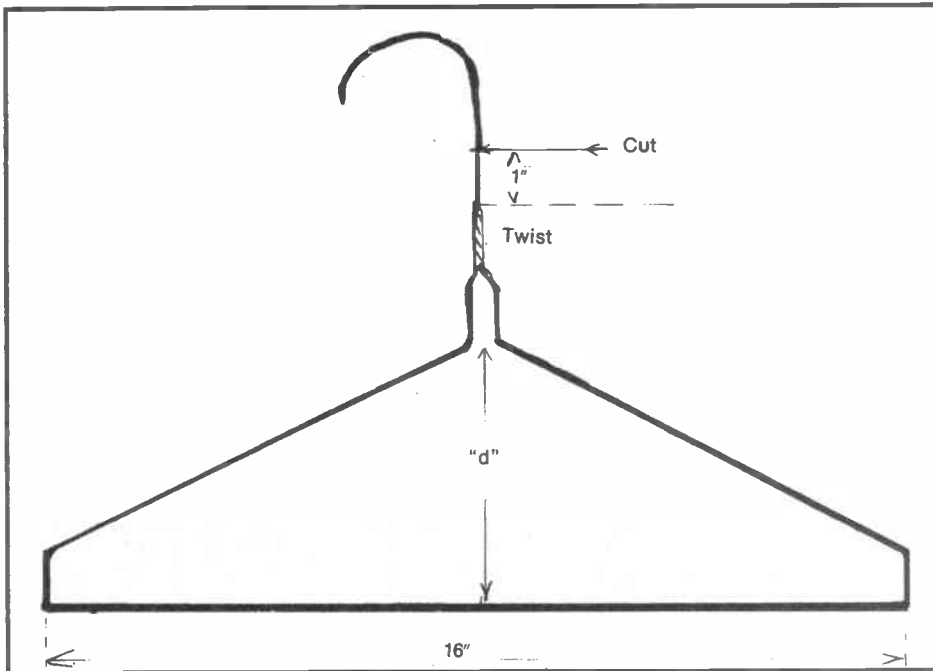
eschewed the skills of the vehicle antenna designers and replaced their car aerial with that most mundane of objects: a wire coathanger. Working on the principle that a million motorists

can't be wrong, I decided that on returning home, I would investigate to what use these homely objects could be placed in the Williams' aerial farm.

The first consideration was the suitability of the material. Traditionally, amateur radio antennae have been constructed from either copper or aluminium alloy. However, many professional Band 4 & 5 transmitting aeriels are constructed from galvanised steel, and in recent years several commercially available amateur transmitting aeriels using stainless-steel elements have been introduced. It would, therefore, appear that the galvanised steel wire of which coathangers are fabricated could prove perfectly satisfactory for the purpose.

For a first trial, a three way 'chocolate' connector block was used as the centre insulator, with two coathangers for the ground plane and a third for the radiating element. The hook of each hanger was cut off at a point about an inch above the twist. The wire above the twist of the hanger selected as the radiating element was also bent at a right angle.

The ends of the 'ground plane' hangers were placed in the chocolate block from opposite sides, connected together with the outer braiding of the UR43 feeder.



THE COATHANGER

The radiating element hanger was fitted into another of the chocolate block sockets with the inner of the feeder.

Many years ago the author purchased a wartime American VHF signal generator at a club junk sale. Despite the fact that the frequency of the output was not particularly stable, nevertheless over the years it performed sterling service as a signal source on ten, four and two metres for testing receiving equipment. More recently another junk sale provided a more modern generator. Rather than dispose of the older equipment, its attenuators were removed and it was then found that the output was just sufficient to drive an ordinary, twin-meter VSWR indicator. Since then, the old generator has found a new lease of life for testing aerials.

With this it is possible to measure the VSWR of any antenna within the frequency range of five to 200MHz. For the aerial under consideration it was decided to look at the range 130 to 160MHz in five megahertz steps, thus covering not only the two metre amateur band, but also the 136MHz satellite band and the marine VHF allocation.

The first results were not particularly encouraging with the VSWR varying between 5:1 and infinity across the band. The vertical hanger was then 'opened up' a few inches and a further set of readings taken. These were slightly better and in consequence further sets of readings were taken as the vertical element was gradually opened up a few inches at a time.

Best results

Not surprisingly, the best results were obtained when the loop had been stretched as far as it would go – and a measurement showed that the length of the loop plus the twist was equal to 19 inches – a quarter wave at two metres.

At this point the VSWR across the band varied between 7:1 and 1.2:1, with a reading of 1.5 at 145MHz. This was very gratifying but it was thought that a little attention to the ground plane could probably improve things still further.

The 'opening up' process was therefore applied to the ground plane elements. At first there was a considerable improvement, but as the opening was increased beyond nine inches the situation rapidly deteriorated. Nine inches was therefore selected as optimum. With this configuration the VSWR at 145MHz had only improved from 1.5 to 1.4, but across the band a much greater effect was noticeable with 3:1 only being exceeded at the lowest frequency.

It was still felt that the VSWR could be improved further, but how? It was then remembered that in the past, the radials of some ground plane aerials had been bent downwards, this being reputed to give a better match to the feeder. This was tried, a little at first, but when the angle was increased to 45 degrees the improvement was dramatic, for although the VSWR at 130MHz increased, throughout the remainder of the band it did not

exceed 3:1. From just above 140MHz it did not exceed 2:1, and across the two metre band the worst reading was 1.13:1 at 144MHz with better than 1.1:1 at 145 and 146MHz.

It now remained only to conduct some practical tests over the air. The aerial was hung up in the roofspace and the

feeder brought to the shack. Comparison with the conventional ground plane aerial which I use as a reference antenna indicated that the performance was well up to standard. This was confirmed by a series of QSOs during which comparisons were made between the two aerials.

The 'Coathanger' aerial, however, has

Effect of stretching the radiating element

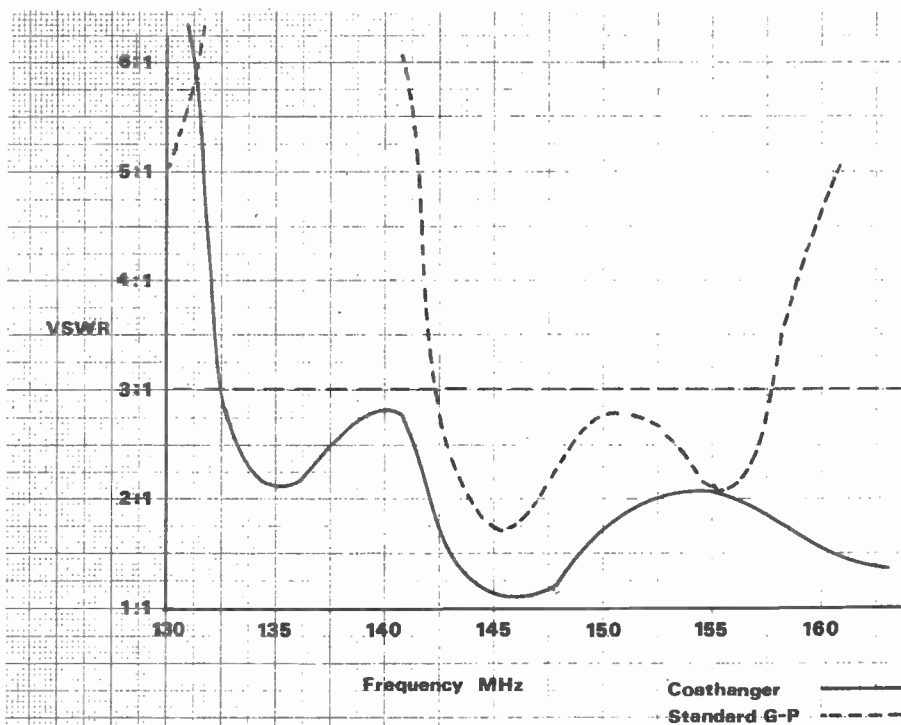
'd'	VSWR at: MHz						
	130	135	140	145	150	155	160
original	inf	10	inf	10	5	8	5
6"	inf	10	inf	7	4	6	4
9"	inf	9	inf	5	3	5	3
12"	inf	9	inf	3	5	3	2.1
15"	15	5	10	2.5	2.5	3	1.6
17"	7	3	4	1.5	1.8	2	1.2

Effect of stretching the ground plane elements. Vert element = 19 inches

'd'	F(MHz)						
	130	135	140	145	150	155	160
9"	5	3	3	1.4	2.2	3	1.9
12"	5	2.6	3	1.6	2.1	3	1.9
15"	10	3	10	2.4	2.6	4	2.5


Effect of 'drooping' ground plane elements. 'd' of GP elements = 9 inches

F(MHz)	130	135	140	145	150	155	160
radial ends lowered 4"	5	2.7	3	1.2	2.2	2.4	1.8
radial at 45deg	10	2.1	2.7	1.1	1.7	2.0	1.8



VSWR comparison between 'Coathanger' and standard ground plane, 130-160 MHz

THE COATHANGER



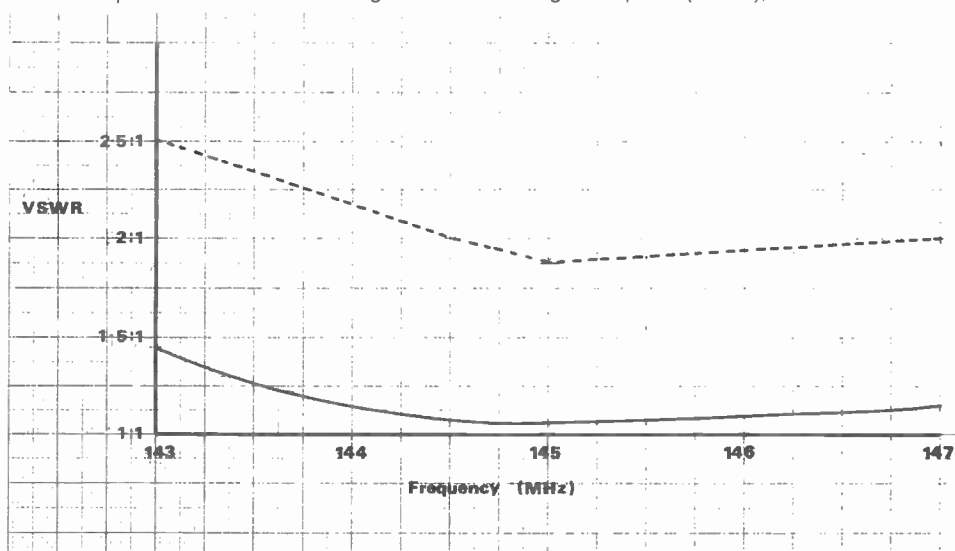
one great advantage over the conventional ground plane: bandwidth, for it is almost equally effective across over 25MHz of the VHF spectrum.

A workshop project for the near future is to convert an old 2 metre converter to the 136MHz satellite band, and I am certain that when this is complete, my 'Coathanger' aerial will see even more use.

As described, this aerial is only really

suitable for indoor use for two reasons: in the first case the centre insulator is not sufficiently robust to withstand the strains imposed by more than a moderate wind and, secondly, the coaxial feeder is not sealed against the ingress of moisture. Both of these reasons, however, could be eliminated 'at a stroke' if, after resonating and testing, the centre insulator and first few inches of the feeder were encased in fibreglass.

VSWR comparison between 'Coathanger' and standard ground plane (dotted), 143 - 147MHz



VSWR across the 2 metre band

F(MHz)	143	144	145	146
VSWR	1.35	1.13	<1.1	<1.1

RADIO AMATEURS EXAMINATION

TO ALL RAE STUDENTS

- 1) Would you like more C&G style practice questions?
- 2) Are you finding home study difficult?
- 3) Would you like some extra questions to supplement your college or correspondence course?
- 4) Would you like a Q+A book designed to progress with an RAE course?

IF YOUR ANSWER TO ANY ONE OF THE ABOVE QUESTIONS IS **YES** THEN YOU MUST OBTAIN THE -

RADIO AMATEURS' QUESTION + ANSWER REFERENCE MANUAL

by R E G PETRI. T ENG. M I ELEC I E. G8CCJ

ISBN 0 9509335 0 3
Size A5 (210 x 148mm)

Containing over 340 pages. 21 sections and over 1100 progressive multiple choice questions and answers on the RAE syllabus, some useful computer programs and the City & Guilds examination syllabus.

Available from:

W.P. PUBLICATIONS
11 Wayville Road
Dartford, Kent DA1 1RL

PRICE £5.95 + £1 p&p
By return post subject to availability

REG WARD & CO. LTD ICOM AXMINSTER, DEVON

Largest Amateur Radio Stockist in the South West

YAESU

FTOHE HF TX
FT980 HF TX
FT102 HF TX
FT77 HF TX
FT757 HF TX
FT290 2M M/M TX
FT790 70CM MM TX
FT480 2M MM TX
FT726 2M/70CM BS TX
FT208 2M H/H
FT708 70CM H/H
FT203 2M H/H
FT230 2M FM
FM730 70CM FM
FRG7700 RX

ICOM

IC751 AF TX
IC745 HF TX
IC730 HF TX
IC290D 2M TX
IC490 70CM TX
IC271 2M B/STX
IC27 2M FM
IC2E 2M H/H
IC02E 2M H/H
IC4E 70CM H/H
IC04E 70CM H/H
ICR70 RX
ICR71 RX

TRIO

TS930S HF TX
TS830S HF TX
TS530S HF TX
TS430S HF TX
TS130S HF TX
TR9130 2M M/M
TR7930 2M FM
TW201 2M FM
TW401 70CM FM
TW4000 2M/70CM FM
TR2500 2M H/H
TR3500 70CM H/H

Above normally always in stock plus full range of accessories. Prices on request.

Complete range of ancillary equipment by Microwave Modules. Mutek, Datong, Drae, Welz, BNOS, Hansen, Hinouno, Kempro. Aerials by Jaybeam, Mini, TET, Hygain G Whip

Western Parade West St
Axminster Devon EX 13 5NY
Telephone: Axminster (0297)34918
Open: Mon-Fri 9.00-5.30
(Weds 9.00-1.00) Sat 9.00-5.00
Access Instant Credit Barclaycard

Packet radio is currently getting quite a bit of attention, due possibly to it providing another use around the shack for that computer you bought.

For those of you who have not run up against it before, packet radio is a method of sending digital information with a very low error rate. The information is transmitted in short bursts.

If a burst contains an error it is automatically detected and the burst is repeated until the receiving station sends a signal to say that all is well. Only then does the transmission continue. That is an over-simplified description but it gives the general idea of what it is all about.

In the States and Canada the system has been established for some years and even makes use of a repeater network.

Each packet of information has a code to indicate the sender and the destination of the packet and one of the nice advantages is that, while the repeater is waiting to handle the next bit of information from you, it can be handling communication for several others. The receiving stations dig out the piece that is destined for them by making use of the encoded address at the start of each packet. Sounds great you say, and indeed it is. The only problem over here is that our repeater networks are not yet able to handle this type of message although this will come in due course.

Another problem is doubt about the system's legality in this country. The situation was badly handled by the RSGB who first went into print to say that it was not legal and then did an about turn and claimed that it was. The justification was that it was considered that packet radio came under the general heading of data transmission. This may or may not be the case. What is clear is that Packet Radio is legal for point-to-point transmissions, and its use is growing.

A letter from Trevor, G8KMV, gives the information that there are already several people using this mode around the Herts and London area. The activity is mainly on Monday evenings starting about 8pm and the frequency is 144.675MHz FM.


He says that all stations are presently using the packet system on the Acorn Atom computer, but there is no reason why other machines can not be used. An RS 232 interface will help to make things easier, and we believe that some commercial equipment will soon be available for this mode. All the more reason for the authorities to come out with a definite statement.

Seconds out

This is where we have a look at the contest scene over the next month or so. The starting date is 4th August for the low power 432MHz contest and this one has a SWL section. The power limit is 10 watts and the times are from 1700 to 2300 GMT. All entries to Geoff Stone, G3FZL.

The following day sees the low power 144MHz affair, again it includes a SWL section. The times are 0900 to 1700 GMT and the power limit is 25 watts pep. Entries for this one to Petra, G4KGC.

The 12th August is the next 10GHz



News and topics of interest for the bands above 50MHz by Glen Ross G8MWR

cumulative contest. Activity on these has been very high this year, with at least 40 stations known to have been active in the Midlands area alone. Please keep 144.175MHz clear for them.

On to the 19th August, where there is a new event in the calendar for 1296 and 2320MHz operators. Times are from 0900 to 1700 GMT and entries go to G3VPK. The main idea on this one is to encourage activity on the 13cm band and, to make this a little easier, talkback will be allowed on the lower frequencies.

Expeditions

News of a couple of expeditions this month. First is that being mounted by the Derbyshire Hills contest group. They will be going to Eire and activating WL square from the 4th to 15th August.

They will be operational on 70,144 and 432MHz but the more interesting part is on the higher bands. On 1.3GHz they will be on 1296.230MHz, A3J only, with 120 watts, 4 times 23 element Tonnas and a MGF1202 pre-amp. On 2.3GHz they will use around 2320.23MHz, again A3J only, with 10 watts to a 3 foot dish and a pre amp. On 10GHz they will operate on WBFM only, presumably around 10.1GHz using the normal talkback of 144.175MHz.

Add to that lot HF capability and all the tents etc and then you will get some idea of what a tremendous undertaking it really is. More information and skeds from Martin, G6ABU, on Nottingham 289122.

The other one is now a bygone but it would have been well worth working F6CTW who went to ZJ and operated on all bands, two metres to 13cm, plus 10GHz, with up to 10 watts out to a four

foot dish and Gasfet pre-amps. That sort of power needs some handling!

There is also a report of a probable first on 23cm between Gordon, G8PNN, located in ZP52d, and Y23BD in East Berlin, GM05f. The distance is around 977Km and reports were 5/3. Gordon was running 60 watts to a Quad Loop aerial, although this has recently been changed to a five foot dish. He must have helpful neighbours!

QRP contest

The QRP contest at the end of June brought out a tremendous amount of activity. A lot of people seem to have become rather disenchanted with the 'big guns' contests. They feel that unless you are prepared, as the big boys are, to cart the bits and pieces for a portable station to some almost inaccessible site, possibly having to carry a ton or so of gear over the last couple of miles, then you might as well forget it. But what a different story with this one. True, there were people around with fairly massive aerial systems but the vast majority were running FT290s and HB9CVs or similar, and were having a whale of a time.

Then the Sporadic-E arrived. It didn't last long, but the QRP station heard working into Malta must have been over the moon.

Only one thing soured what was otherwise a great time. On the same day the microwave men had a contest and life was made a misery by people operating on the calling frequency around 144.175MHz. The problem was that they did not know if a station heard around this spot calling 'CQ contest' was looking for two metre or microwave contacts, so

ON THE BEAM

a good deal of time was wasted in finding out. Then when the microwave men went up to 10GHz it left a nice clear frequency for a QRP operator to move into; but when a microwave man returned to his calling channel the problem started all over again. The whole thing got so out of hand that many microwave operators gave up and went home. No one is blaming the QRP operators, they were just using what seemed to be a clear spot in the band and they were all prepared to co-operate when the position was explained and they were asked to QSY.

New ideas

The two metre band seems to get more crowded every day, with more special interest groups looking for a dedicated calling frequency.

There is a possible solution that we would like your comments on. The CW allocation is far too wide for the small amount of CW activity that takes place. Do we really need 50 per cent more space for CW on two metres than is used on twenty metres on a worldwide basis? When there is so much demand for space, an allocation that wide cannot be justified. Our idea is that the area from 144.100 to 144.150 should be designated as a special interest group area. This would not supercede the existing frequencies used by RTTY etc, but would be available for use by minority groups as

occasion required.

Before the CW army gets round to beating me over the head for raising such an idea, let's do a few sums. A CW station should not need to take up more than 100Hz bandwidth so that, in the 100KHz allocation we have put forward, there would be space for 100CW stations to operate at the same time with no mutual interference.

In practice there would probably be no more than a dozen CW stations on the band at any one time, so even stations using 2.5KHz filters on SSB (which they should not be doing if they want to get the best out of the mode) would still find more than enough space. Please let us have your thoughts on this idea. We feel that it could solve a lot of problems and inconvenience no one.

Up and away

Moving still higher in frequency we come to 24GHz. Yes, there really are people up there! To try and generate more activity, the contests for this band are now being run separately from those on 10GHz. The first was on 1st July but no reports are to hand. The second is on the 26th August. Will anyone who intends to be active please contact Steve on 0296-22782 who will try and co-ordinate activity to the best effect.

Stations which may well be active include G8ASP from Old Redding or Brill,

G3FYX from Charterhouse or Cleeve Common, G4KNZ from Walbury or Lacey Green, G3YGF from the Berkshire Downs and GW3PPF from Coombe Gibbet. G3YJH, G3BNL, G2DSP, G3JHM and G4MBS may also be active. It looks as though this could be an excellent event. If you have gear on the band, even if only Tx capability, why not give it a try?

Odds and ends

The RSGB are intending to issue a *VHF-UHF Newsletter*. Why this can't be incorporated within the usual column in *Radcom*, where all members can see it, is a mystery. Presumably they have their reasons, but it seems odd that a society journal should not contain all the news and that members should have to subscribe to several newsletters to keep up to date with their particular interest.

The powers that be now say that frequencies around 1.41GHz will not be used as the first IF in receivers intended for satellite TV. This should kill a lot of potential TVI problems for us.

Finally it's back to 24GHz and the news that two Italian amateurs have set a new world record for the band with a distance exceeding 289Km.

Good DX to you and may your various interests provide you with a lot of fun and a few problems to make it all worthwhile. The address for all correspondence is 81 Ringwood Highway, Coventry.

WOOD & DOUGLAS

★ NEW CATALOGUE ★ NEW PRODUCTS ★ NEW TELEPHONE NUMBER ★ NEW PRICES ★
OUR FULL current product range is listed below but keep in touch at rallies and exhibitions throughout the Summer for our latest developments for you the active amateur.

Package Prices				Kit			
1. 500mW TV T/mitt (70FM05T4 + TVM1 + BPF433)			35.00	8. 2M Linear/Pre-amp 10W (144PA4/S + 144LIN25B)			45.00
2. 500mW TV T/ceiver (As 1 + TVUP2 + PSI 433)			60.00	9. 70cms Synth 10W T/ceiver (R5 + SY + AX + MOD + SSR + 70FM10)			150.00
3. 10W TV T/mitt (As 1 + 70FM10 + BD X35)			65.00	10. 2M Synth 10W T/ceiver (R5 + SY + SY2T + SSR + 144FM10A)			120.00
4. 10W TV T/ceiver (As 2 + 70FM10 + BD X35)			90.00	11. 2M Crystal Cont'd 10W T/ceiver (R5 + T3 + BPF + 144FM10 + SSR)			85.00
5. 70cms 500mW FM T/ceiver (70T4 + 70R5 + SSR1 + BPF)			75.00	12. 70cms Linear/Pre-amp (70LIN10 + 70PA2/S)			65.00
6. 70cms 10W FM T/ceiver (As 5 + 70FM10)			105.00				
7. 2M Linear/Pre-amp 10W (144PA4/S + 144LIN10B)			40.00				

70cms EQUIPMENT				2M EQUIPMENT			
Transceiver Kits and Accessories	CODE	ASSEM	KIT	Transceiver Kits and Accessories	CODE	ASSEM	KIT
FM T/mitt (0.5W)	70FM05T4	48.00	28.75	FM Transmitter (1.5W)	144FM2T3	39.35	26.30
FM Receiver (with PIN RF c/o)	70FM05R5	65.40	45.80	FM Receiver (with PIN RF c/o)	144FM2R5	65.50	47.20
T/mitt 6 Channel Adaptor	70MC06T	21.30	14.25	Synthesiser (2 PCB's) -ditto- Multi/Amp (1.5W O/P)	SY2T	27.80	20.65
Adaptor 6 Channel	70MC06R	25.20	17.90	Bandpass Filter	BPF 144	6.50	3.30
Synthesiser (2 PCB's)	70SY25B	88.00	62.25	PIN RF Switch	PSI 144	7.55	5.35
-ditto- Transmit Amp	A-X3U-06F	34.15	22.10	Power Amplifiers (FM/CW Use)			
-ditto- Modulator	MOD 1	8.95	5.50	1.5W to 10W (No c/o)	144FM10A	24.15	18.50
-ditto- Modulator	MOD 1	8.95	5.50	1.5W to 10W (Auto-c/o)	144FM10B	36.11	26.25
Bandpass Filter	BPF 433	7.55	5.35	Linear			
PIN RF Switch	PSI 433	7.55	5.35	1.5W to 10W (SSB/FM) (Auto c/o)	144LIN10B	38.40	28.50
Converter (2M or 10W 1:1)	70RX2/2	27.10	20.10	2.5W to 25W (SSB/FM) (Auto c/o)	144LIN25B	40.25	29.95
TV Products				1.0W to 25W (SSB/FM) (Auto c/o)	144LIN25C	44.25	32.95
Receiver Converter (Ch 36 Output)	TVUP2	27.50	22.80	Pre-Amplifiers			
Pattern Generator (Mains PSU)	TVPG1	42.25	36.50	Low Noise, Miniature	144PA3	8.60	7.40
TV Modulator (For Transmission)	TVM1	9.85	5.75	Low Noise, Improved Performance	144PA4	12.86	8.40
Pre-Modulator (For TV Injection)	TVMOD1	9.80	5.50	Low Noise, RF Switched, Full c/o	144PA4/S	24.30	15.30
Power Amplifiers (FM/CW Use)				GENERAL ACCESSORIES			
50mW to 500mW	70FM1	18.45	12.80	Toneburst	TB2	6.70	4.25
500mW to 3W	70FM3	23.45	17.80	Piptone	PT3	7.50	4.45
500mW to 10W	70FM10	41.45	33.45	Keytone	PTK3	8.75	6.05
3W to 10W	70FM3/10	23.95	18.30	Relayed Kaytone	PTK4R	12.70	8.20
10W to 40W	70FM40	65.10	52.35	Regulator (12V, low differential)	REG1	6.95	4.40
Combined Power Amp/Pre-Amp (Auto c/o)	70PA/FM10	56.60	40.15	Solid State Supply	SSR1	5.85	3.70
Linear				Switch	SWR1	6.10	3.50
500mW to 3W (Straight amp, no c/o)	70LIN3/LT	27.90	19.90	Pre-Amplifier	SWR2	6.35	5.35
3W to 10W (Auto c/o)	70LIN3/10E	41.05	30.15	Reflectorometer	CWF1	8.55	5.80
1W to 7W (Auto c/o)	70LIN10	44.25	32.50	CW Filter	HFF1	5.95	—
Pre-Amplifiers				FM TV MODULES			
Bipolar Miniature (13dB)	70PA2	8.10	6.50	50mW 420MHz Source (Video Input)	UFM01	26.95	19.80
MOSFET Miniature (14dB)	70PA3	9.65	7.50	50MHz i.f. Processor	VIDIF	54.25	38.95
RF Switched (30W)	70PA2/S	24.25	15.25	Varactor Multiplier (Boxed)	WDV400/1200	63.95	—
GAAs FET (16dB)	70PA5	20.10	12.80				
QW EQUIPMENT							
Converter (2M 1:1)	6RX2	28.40	20.80				

Further details on our product range will gladly be forwarded on receipt of an A5 size SAE. Technical help is available by phone (NEW NUMBERS) during normal office hours. Kits are usually available by return of post but please allow 28 days for unforeseen delays. Please add 75p to your total order for postage and handling. Credit card orders are gladly accepted, please give us a call.

ANYONE CAN SELL A KIT... REPUTATION SELLS OURS

**Unit 13, Youngs Industrial Estate
Aldermaston, Reading RG7 4PQ
Tel: 07356 71444; Tx: 848702**

G6XBH
R.A.S. (Nottingham)
G8UUS

Radio Amateur Supplies
Tel: 0602 280267

Visit your Local Emporium

Large Selection of New/Used Equipment on Show

AGENTS FOR:

F.D.K
AZDEN
ICOM
YAESU
FORTOP ATV

ACCESSORIES:

Welz Range
Microwave Modules
Adonis Mics
Mutek Pre-Amps
Barenco Mast Supports
DRAE PSU and
Wave Meters

AERIAL: Tonna, Halbar, New Diamond Range of Mobile Whips

PLUS OWN
'Special' Q.R.P. GW5 HF5 Band Beams
JUST GIVE US A RING

Monday: CLOSED Tuesday - Saturday: 10.00am to 5.00pm

**3 Farndon Green, Wollaton Park, Off Ring Road
Between A52 (Derby Road) & A609 (Ilkeston Road)**

SELECTRONIC

RADIO, TV AND RADIO COMMUNICATION SPECIALISTS

THE UK'S LEADING SUPPLIER OF 934 MHz PERSONAL RADIO EQUIPMENT AND ACCESSORIES

- ★ A full range of Reftec, Crestbyte and Nevada Products
- ★ Everything you need for 934MHz, plugs, cables, masts, towers, SWR/signal metres, aerials, switches etc.
- ★ The largest stock available anywhere

THE ONLY AUTHORISED REFTEC SERVICE DEALER

We have practical and technical experience. Please call us for friendly help and advice. Credit terms and mail order facilities available

For further information please ring Mike Machin on (0268) 691481

**203, HIGH STREET,
CANVEY ISLAND, ESSEX**

G6YHS
G6YHC
G4UVJ

MAIDENHEAD — LOCATOR SYSTEM —

As from the 1st January 1985 a new locator system comes into use. In this article we look at locator systems in general, the new 'Maidenhead' system in particular *and* provide computer programs to calculate the new squares.

by Glen Ross G8MWR

QRA	CONVERSION CHART										New	
1st letter	U	V	W	X	Y	Z	A	B	C	D	E	1st 3rd
	I	I	I	I	I	I	J	J	J	J	J	
	4	5	6	7	8	9	0	1	2	3	4	
2nd letter	J	K	L	M	N	O	P	Q	R	S	T	2nd 4th
	N	O	O	O	O	O	O	O	O	O	O	
	9	0	1	2	3	4	5	6	7	8	9	

For example: the old square 'ZM' becomes IO.92 on the new system. This would then be followed by two more letters to indicate the 'unit'

Why do we need a locator system at all? First of all it provides a convenient means of describing a particular spot on the earth's surface. Imagine during a contest having to log the fact that the other station is located 12Km south west of Llan. gogogoch! You then try to pass the information that you are 8Km east of Lower Slaughter and both stations later try to work out the distance and the points. You would need a huge database on your computer to handle that one! That brings in the second point, the general use of computers to sort out distances and scores.

For many years now we have been using the QRA locator system and to a very large extent this has been satisfactory for most purposes; but it does have one major and insurmountable problem and that is the fact that a QRA locator does not indicate a unique point on the earth's surface. For instance, is a station in HB square located in the centre of Italy? He may be, but he could also be located in the north of Scandinavia. You know where he is because of the unique callsign but your computer is now rather confused to say the least.

Another problem is that if you try to extend the present system, the results on a worldwide basis would be chaotic. This may not seem to be too much of a problem, but with the increasing use of satellites and the feeling that a locator system would also be useful on the HF bands, something needs to be done.

The criteria

One of the major problems in the implementation of a new system is that it must have a degree of compatibility with the existing system, particularly from the point of view of awards and certificates. You are not going to be very happy if you have 200 squares confirmed on the old system and then, because of a change of locator squares, you have to start all over again. Any new system must be 'globally unique' and it must specify the location with a fair degree of accuracy. It is generally felt that this should give an accuracy of within 2Km. It is virtually impossible to better this because the size and *shape* of the square varies with

MAIDENHEAD

its position. If you think about it, a 'square' located at the North Pole is actually a triangle.

The actual format of the locator should be concise and the layout of letters and figures should be consistent, AA 56 ZZ for example, rather than a mixture such as 10 S5 01. For local working it would be convenient if the first letters could be dropped without causing confusion. The major 'fields' should be divided into 'squares' which correspond to the present large squares (ZM etc) for compatibility with the existing system, and these should be subdivided to a size which maintains or improves on the present accuracy.

The solution

Many systems have been put forward to try and meet these requirements and the one that has been implemented is that put forward by John Morris G4ANB, commonly known as the 'Maidenhead'. Let us see how this is organised.

The system follows the present one in that it is based on three squares. The largest of these is known as a 'field' and is 20 degrees wide from East to West and 10 degrees from North to South, dividing the earth's surface into eighteen squares. The origin of these squares is at 180 degrees West located at the South Pole. They are indicated by two letters in the sequence AA to RR, the first letter

specifying the longitude and the second the latitude. These 'fields' are then divided into 100 'squares' which are identical in size to the present large QRA locator squares. These are numbered from 00 in the South West corner to 99 in the North East, each square being 2 degrees wide and 1 degree high. Finally these are divided into a grid of squares 24 high by 24 wide, these 'units' being each 5 minutes wide by 2.5 minutes high. This compares favourably with the present small squares which are 4' by 2.5'. These 'units' are lettered from AA in the South West corner to XX in the North East.

Apart from anything else this brings some sanity into the situation in that the first, third and fifth characters define latitude from South to North and the second, fourth and sixth characters define longitude from West to East. This compares favourably with the present system where the third and fifth characters depend on both latitude and longitude (and do so in a complex manner), the second character runs from North to South, the fourth from South to North and the last one runs in a spiral finally disappearing etc!

The six-character code formed from these squares will be unique and they will always consist of two letters, two figures and two letters so there can be no confusion as to whether 'll' is figures or letters, it will simply depend on the

position within the locator. All of the UK, with the exception of QRA squares starting with 'A' will come in the 'IO' (India Oscar) field, the 'A' squares coming in 'JO' (Juliet Oscar).

The programs

These are given in two forms, the first of which is 'Microsoft' BASIC. This is written assuming that the computer it is to be used with will only take one statement per line and that variable names may only consist of one letter (you can't get more basic than that!). You can dress it up by writing your own screen layout routines and putting more than one statement on a line if your machine allows it.

The second listing is a fully developed version for any of the IBM compatible machines which are now available. For those of you who do not have a computer available we give a table which will at least enable you to work out the first four letters of your new code, which should be enough for most purposes.

As a check on whether the program is running correctly, enter the following data: 52.22.10.North and 1.4.12.West. This should result in the locator IO.92.LI, which is equivalent to the present QRA locator ZM55b. This program will enable locators anywhere in the world to be calculated from latitude and longitude.

```

10 CLS
20 REM.....MAIDENHEAD SQUARES PROG
30 REM...WRITTEN IN MICROSOFT BASIC
40 REM...BY GLEN ROSS.....G8MWR
50 PRINT "Input degrees latitude"
60 INPUT A
70 PRINT "Input minutes latitude"
80 INPUT B
90 PRINT "Input seconds latitude"
100 INPUT C
110 PRINT "Is latitude North or South?"
120 INPUT A$
130 PRINT "Enter degrees longitude"
140 INPUT D
150 PRINT "Enter minutes longitude"
160 INPUT E
170 PRINT "Enter seconds longitude"
180 INPUT F
190 PRINT "Is longitude East or West?"
200 INPUT B$
210 G=A+B/60+C/3600
220 H=D+E/60+F/3600
230 IF A$="S" THEN G=-1*G
240 IF B$="W" THEN H=-1*H
250 I=INT((H+180)/20)
260 C#=CHR$(I+65)
270 J=INT((G+90)/10)
280 D#=CHR$(J+65)
290 K=H-I*20+180
300 L=INT(K/2)
310 M=G-J*10+90
320 N=INT(M)
330 O=INT((K-L*2)*60/5)
340 E#=CHR$(O+65)
350 P=INT((M-N)*120/5)
360 F#=CHR$(P+65)
370 Q=(L*10)+N
380 G#=STR$(Q)
390 H#=C#+D#+G#+ " "+E#+F#
400 PRINT "LOCATOR IS....";H#

```

Prog 1

```

10 REM.....** CALCULATE MAIDENHEAD SQUARES **
20 REM.....** PROGRAM IS I.B.M COMPATABLE **
30 REM.....** AUTHOR..GLEN ROSS...G8MWR.....**
40 REM.....** INPUT ROUTINE **
50 CLS:LOCATE 1,20:PRINT "Enter data in UPPER case"
60 LOCATE 3,20:PRINT "INPUT LAT DEG, MIN, SEC."
70 LOCATE 3,50:INPUT ND,NM,NS
80 LOCATE 5,20:PRINT "NORTH OR SOUTH ?"
90 LOCATE 5,50:INPUT LA$
100 LOCATE 9,20:PRINT "INPUT LONG DEG, MIN, SEC."
110 LOCATE 9,50:INPUT ED,EM,ES
120 LOCATE 11,20:PRINT "WEST OR EAST ?"
130 LOCATE 11,50:INPUT LO$
140 REM.....** VALID DATA ROUTINE **
150 IF ND>90 THEN 60
160 IF NM>60 THEN 60
170 IF NS>60 THEN 60
180 IF LA$<>"N" AND LA$<>"S" THEN 80
190 IF ED>180 THEN 100
200 IF EM>60 THEN 100
210 IF ES>60 THEN 100
220 IF LO$<>"E" AND LO$<>"W" THEN 120
230 REM.....** CALCULATION ROUTINE **
240 LA=ND+NM/60+NS/3600:LO=ED+EM/60+ES/3600
250 IF LA$="S" THEN LA=-1*LA
260 IF LO$="W" THEN LO=-1*LO
270 C1=INT((LO+180)/20):C1#=CHR$(C1+65)
280 C2=INT((LA+90)/10):C2#=CHR$(C2+65)
290 CA=LO-C1*20+180:C3=INT(CA/2)
300 CB=LA-C2*10+90:C4=INT(CB)
310 C5=INT((CA-C3*2)*60/5):C5#=CHR$(C5+65)
320 C6=INT((CB-C4)*120/5):C6#=CHR$(C6+65)
330 C7=(C3*10)+C4:C7#=STR$(C7)
340 REM.....** DISPLAY ROUTINE **
350 LOCATE 18,26:PRINT "LOCATOR IS...."
360 LOCATE 18,42:PRINT C1#+C2#+C7#;" ";C5#+C6#
370 REM.....** CHANGE ROUTINE **
380 LOCATE 22,24:PRINT "CHANGE THE DATA ? [Y,N] "
390 LOCATE 22,51:ANS=INKEY$
400 IF AN$="Y" THEN GOTO 10
410 IF AN$="N" THEN CLS ELSE 390

```

Prog 2

R WITHERS COMMUNICATIONS

584 HAGLEY ROAD WEST, OLDBURY, WARLEY
B68 0BS (QUINTON, BIRMINGHAM)

Tel: 021-421 8201/2 (24 HR ANSWERPHONE)



RWC SPECIAL OFFERS



INSTANT FINANCE AVAILABLE TO ALL LICENCED AMATEURS SUBJECT TO STATUS. VIA LOMBARD TRICITY + N-WALES TRUST

ACCESS & BARCLAYCARD ACCEPTED ON SPECIAL OFFERS OVER £25.00

EVERYONE IS GOING 70CMS CRAZY AND NO WONDER "JUST LOOK AT THESE PRICES"

70CMS HB9CV
£5.99 PLUS £1 P/P



~~£299.00~~
FT 708 £189

(1W O/P 430-440MHZ)

THESE GREAT RIGS AT THESE SILLY PRICES "BUT STOCK IS LIMITED SO DON'T DELAY"

FT 730R £259

LOW MOBILE TWIN VFO, 10 MEMORIES
COMPLETE MOBILE MOUNT

WE NOW STOCK THE ENTIRE YAESU RANGE AND HAVE FULL BACKUP SERVICE ON THE PREMISES, ASK YOUR LOCAL DEALER IF HE CAN SERVICE YOUR RIG AT HIS PREMISES

FT726R.....	£775 INC
FT102.....	£719 INC
FT757GX.....	£719 INC SSB,CW,AM,FM ALL INC
FT77.....	RING FOR RWC PRICE
FT980.....	RING FOR RWC PRICE

PLUS ALL THE YAESU ACCESSORIES YOU COULD WANT ALL UNDER ONE ROOF

~~£299.00~~
FT 790R £259

1W 70cm VERSION OF THE FAMOUS FT290

ALL EX STOCK ITEMS. SAME DAY MAIL ORDER SERVICE. JUST GIVE US A RING AND IT'S ON IT'S WAY TO YOU. ALL PRICES CORRECT AT TIME OF GOING TO PRESS. ALL OFFERS WHILE STOCKS LAST. SEE LAST MONTH'S ADS FOR OUR OTHER SPECIAL OFFERS - SOME STILL LEFT!

- * 70CMS MOBILE OFFERS 1/2/1/4 WAVE ONLY £9.50 IF ORDERED WITH ANY 70CMS RIG £12.50 OTHERWISE
- * YAESU 5/8/5/8 £17.99
- * GUTTER CLAMP & CABLE ASSEMBLY £9.95 COMPLETE
- ALL £1.00 POST & PACKING
- * DUAL 70N2M DUAL BAND 2&70 @ £18.40
- DUAL BAND DUPLEXER £16.50

FREE 70CMS HB9CV WITH EVERY 70CMS RIG ORDERED (ORIGINAL R.W.C. DESIGN. NOT A COPY)

SM358 TRIPLE 5/8 70cm £18.40



THESE 70CMS RADIOS OFFER A SAVING OF UP TO £50.00 DUE TO THE INCREASED POPULARITY OF THE BAND. PRICES MUST GO UP AGAIN IN THE NEAR FUTURE SO BE SENSIBLE AND TAKE THE OPPORTUNITY TO PURCHASE NOW!

NEW

BRAND NEW CCTV CAMERA
Made in USA

General Electric

- * Ideal Amateur TV/Slow Scan
- * 240v AC 50hz 625 Line
- * BNC Video Output
- * Top Quality Professional Unit
- * Choice of Lens
- * 12 months Warranty
- * Ideal Internal Security (without Lens)

ONLY £79.00 P&P £3.00
(Normal Retail over £200.00)

Choice of Lens from £20.00 Limited Quantity Available

REVCO RS2000 MKI & II GEMSCAN 70

The Scanner you can BUY Why Wait? Listen NOW!

RWC EXCLUSIVE

- * 70 Memories
- * AM-FM (Narrow Band)
- * 60-179mhz Continuous (depending on Model) + 380-520mhz
- * Modifiable 60-520mhz continous (Out Soon)
- * Large Clear Red LED Readout
- * Push Button Keyboard (No plastic Film)
- * Various Models at Prices to suit your Pocket

From **ONLY £259.00*** P&P £3.00

(*Depending on coverage Required)

- * GAS-FET Front End Model Available
- * 12v DC + Mains PSU Built in
- * Plus many many more facilities

RWC HAVE THE TECHNOLOGY

NOW, listen to all sorts of interesting activities!

THE NEW PORTABLE ANTENNA THEY ARE ALL TALKING ABOUT!

ANTENNA RESEARCH MANUFACTURE

NEW

Due to increased production - 2Meter Travelling Jim

Now only £7.95

£1.00 Post & Packing.

We are confident you will be happy with your Travelling Jim, if you are not you can return the Antenna (Within 7 days) for full refund.

kit available @ £4.75 +75p P+P

NEW

MAIN DISTRIBUTOR FOR GW MORSE KEYS

- * Solid Brass (Polished) 'made in GW LAND'
- * Hand Made
- * Solid Slate Base
- * Personal Call Sign Plate Available.

ONLY £34.50 Plus £2.50 PP

SAE Details Dealers wanted

Overseas customers welcome. We speak German & Japanese. Import/Export no problem. Please telephone during working hours or Telex 334303 TXAGWM-G

Don't Forget We stock almost all Power Transistors/Modules for amateur radios which we import ourselves proving we mean business when it comes to service back-up! — Phone us for your requirements. Please send a SAE for any information you require and our latest s/h list. Full demonstration facilities. Please visit our shop, Junction 3, M5, 2 mins along the A456 towards Birmingham. We promise your visit will be worthwhile

DODSON AT RANDOM

WHATEVER HAPPENED TO WIRE?

Some advantages of traditional HF antenna systems – if you've got the room

In the world of radio, there was a time when big was beautiful. In much the same way as early 20th century houses were built on a scale calculated to reflect the glory of a nation at the hub of a vast empire, so 'wireless' equipment was constructed with a view to a permanence which the Empire was not to enjoy. In those days, space and weight were of little consequence, and as a result, transmitters and receivers were built like office-safes, where handles and brass-bound switches were standard and bulbous pot insulators the norm.

But although the design of radio gear may have changed with the advent of the semi-conductor *and* to suit the environmental pattern of society, propagation in general and radio waves in particular have not: the equipment that once filled the amateurs' shacks in back gardens now only occupies a corner in the living-room, but still functions according to the laws of nature. Similarly, a society that demands that people should live in little boxes with a minimum of surrounding air-space, or high in the air with no access to the ground at all, evoked a need for compact antenna systems: beams, in a word, were 'in'. They were a compromise – and a very good one – but a compromise for all that.

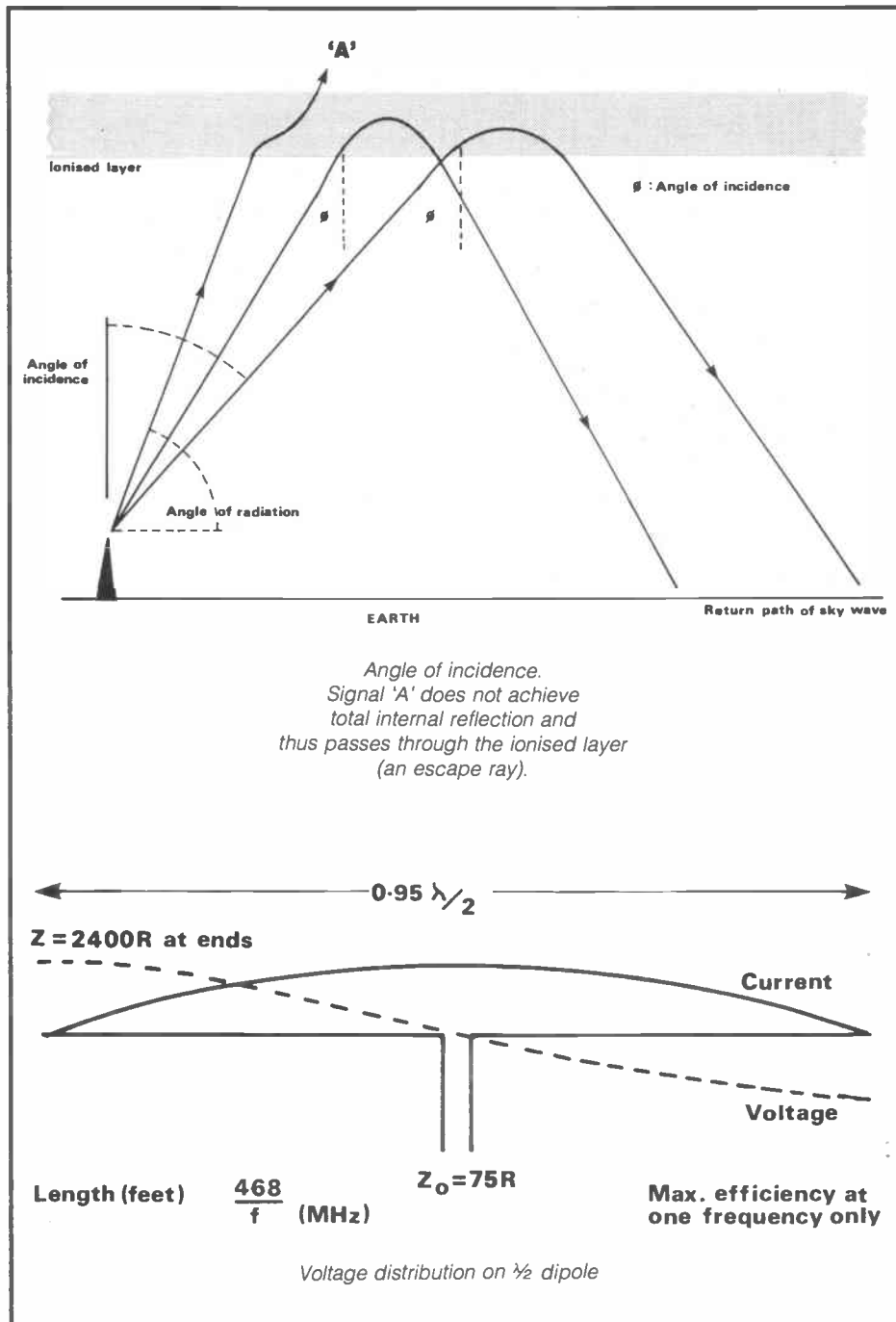
Space

Surprisingly enough, there are people in this world apart from pop-stars and tax-exiles who do have the space to erect antennae of the more traditional variety. 'Aerial farms' they might have been called by commercial organisations; 'antenna allotments' could well be a more appropriate term to suit the less demanding needs of the radio amateur! Without going into the realms of ionospheric refraction, a subject which has been adequately covered in other issues of *Amateur Radio*, the ability to 'hit a target' in one hop is dependant upon the frequency of the transmission and the ionospheric layer that is used, having regard for the time of day – or even year. Broadly speaking, the following ranges are applicable:

- E layer – 2000Km
- F layer – 3000Km
- F1 layer – 3000Km
- F2 layer – 4000Km

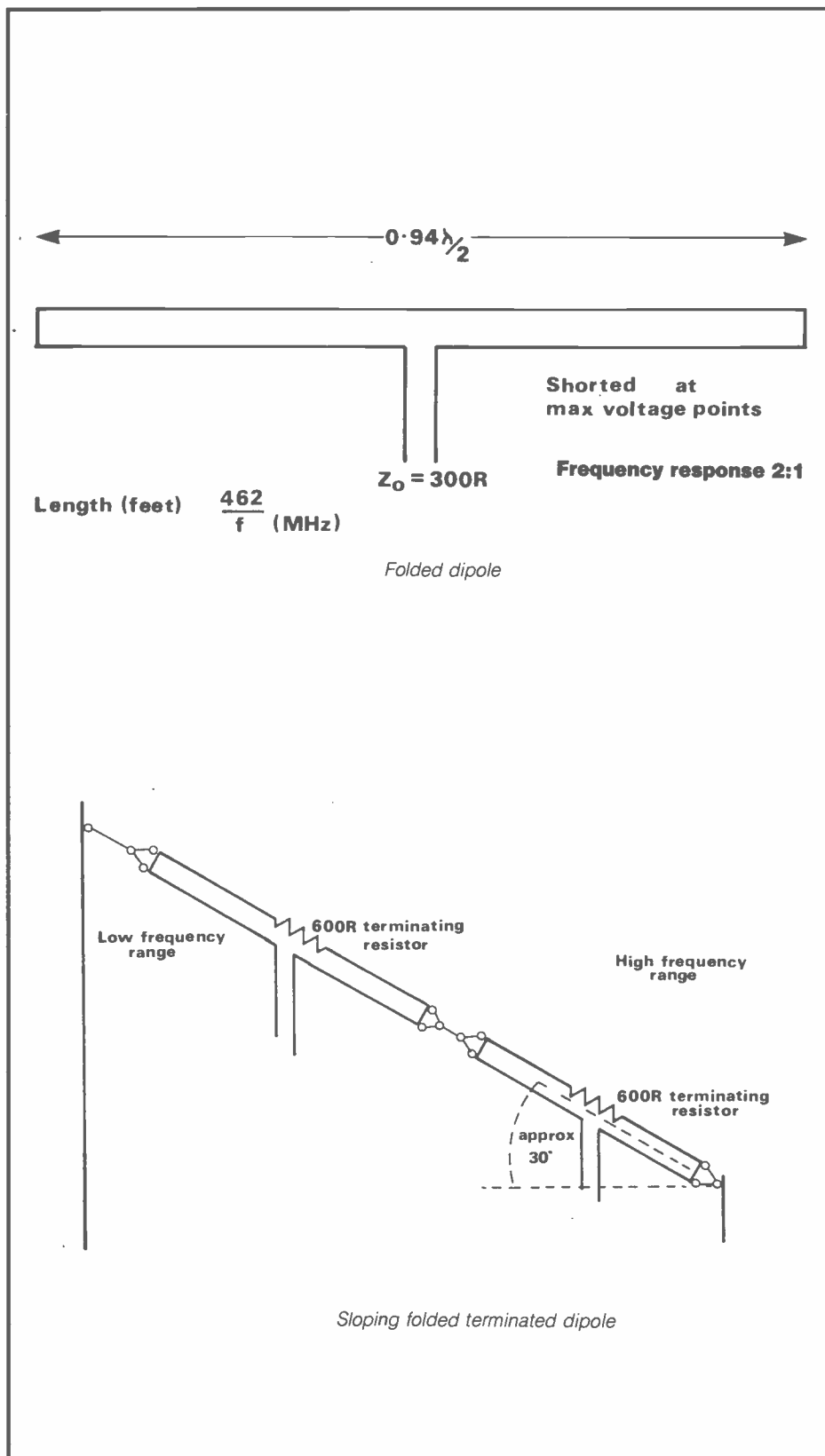
For distances in excess of 4000Km, communications are achieved by multi-hop propagation whereby the wave is 'bounced' between the refracting layers and the earth in successive hops, but with diminishing power.

Similarly, the angle of radiation from an antenna is important, as the angle of incidence is dependant upon it: the lower the angle of radiation, the greater is the angle of incidence, and therefore the greater is the range of the transmission. Important too, in the choice and erection of antennae, is 'effective height'. Nothing whatever to do with the physical distance between the ground and the aerial, as effective height will always be less. It is in fact the height which, when multiplied by the electric field-strength, gives the EMF generated in it. If, for example, a transmitted wave



has a strength of 2mV per metre at the receiving end, and the effective height of the aerial is 5 metres, then the signal voltage generated in the antenna will be 10mV. Furthermore, to increase the radiation from a vertical aerial without increasing its height, a horizontal 'top' can be added.

Aerial systems can be broadly divided between 'resonant' and 'non-resonant' types, the difference being that the former is responsive to specific frequencies whilst the latter responds to frequency bands. Starting with the basic half-wave dipole, being the type against which all other systems are measured



with regard to gain, it is perhaps the simplest to understand and, for that matter, to construct. A dipole has a characteristic impedance of 75ohms at the feed-point, which rises to 2400ohms at the ends. It is a balanced, resonant aerial which responds with maximum efficiency at one frequency only which is determined by the physical length to

which it is cut. The formula from which to determine this length is:

$$\frac{.95 \times \text{wavelength}}{2} = \text{length in metres,}$$

$$\text{or } \frac{468}{\text{Frequency}} = \text{length in feet.}$$

The next logical step would be to 'broad-band' the dipole to give it a

frequency response in the order of 2:1 or, say, 4 to 8MHz. This is achieved by 'folding' the dipole which not only broad-bands the system but also increases the feed-point impedance by a factor of 4, from 75ohms on the half-wave dipole to 300ohms on the folded version, thus making 300ohm ribbon-feeds an ideal choice of feeder. 'Folding' simply means joining two dipoles, one of which is matched to the 300ohm transmission line, and connected to the other at the maximum voltage points. In theory, the distance between the dipoles should be less than a quarter wavelength, but in practice it finishes up in the region of six inch separation by insulated spacers.

SFTD

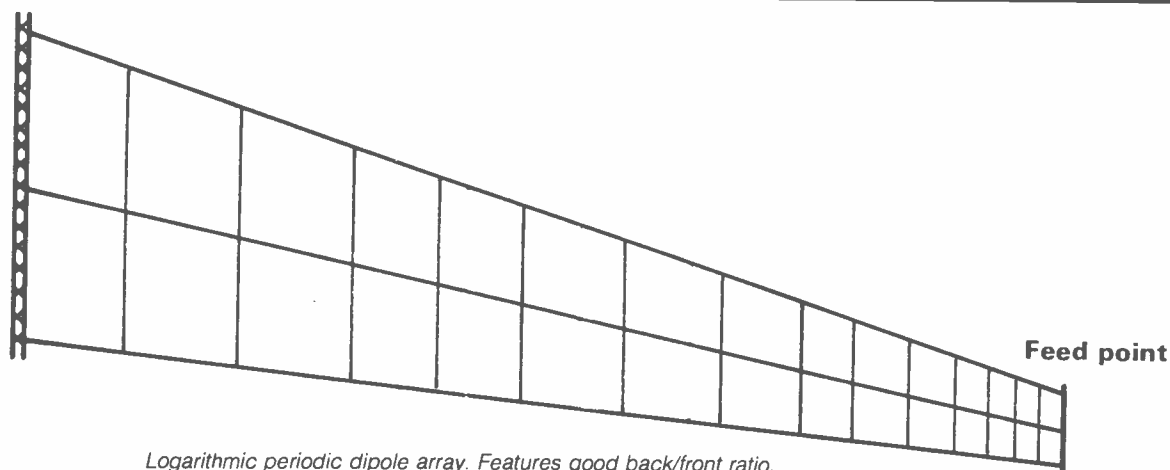
In order to discuss the virtues of the next of the family – the sloping, folded, terminated dipole – it is first necessary to look again, albeit momentarily, at propagation. Under normal propagation conditions, a horizontally polarized wave will be refracted towards its target without change of polarization. However, under conditions of intense ionization turbulence, normally encountered at dusk and dawn, radio waves can undergo changes from horizontal to vertical polarization – and vice versa. In effect, this means loss of signal.

To overcome this shortcoming on the part of the ionosphere, the SFTD was developed. Erected at an angle of about 30° to the earth's surface, and of folded dipole construction, this configuration will give broad-band reception in both horizontal and vertical planes. Furthermore, if two such aerials are mounted, sequentially, between the same poles (but cut to different lengths) and each fed with independent 600ohm feeders, a frequency range of 5:1 can be achieved – say 2.5 to 10MHz. Until now, the antenna systems under consideration have been bi-directional: the SFTD introduces an element of omni-directivity. Still bi-directional in response is the 'cage dipole' – a more sophisticated way of broad-banding (by 2:1) the basic unit than merely folding it. By multiplying the number of elements in a dipole it is again possible to decrease the Q ratio, thereby lowering the Q factor. In this instance, the Q ratio equates simply to length over diameter of cage.

Omnidirectional

On the other hand, a derivation of the simple cage system is the 'Quadrant', or Wells aerial which has omni-directional properties. It consists of two horizontal cage dipoles at right-angles to each other cut for, say 3-6MHz, forming two sides of a square that is completed by two more cages (again, at 90°) cut to 6-12MHz. Supported by four poles, the array gives all-round response between 3 and 12MHz.

Similar in that it is mounted on four poles, but much bigger in size, is the rhombic aerial – one non-resonant system to be considered in this review. Diamond-shaped, it is uni-directional,

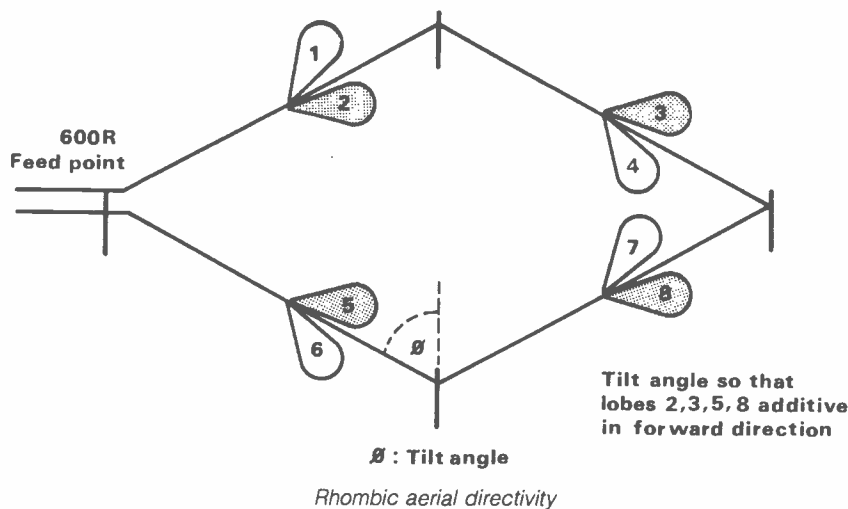


Logarithmic periodic dipole array. Features good back/front ratio. Frequency independent.

generally several times longer than the wavelength of the energy which is being transferred. For instance, at 10MHz, the wavelength is 30 metres. A transmission line which is 300 metres in length (a not uncommon distance) is 10 wavelengths long. It is said to have an electrical length of 10 wavelengths. Due to the inherent capacitance and inductance of the conductors which form the transmission line, it behaves in a manner completely different from the conductors carrying energy at mains frequency.

If an infinitely long line is connected to a source of EMF which is alternating, the applied voltage and the current flowing may both be measured by the formula $Z_0 = V/I$. If, however, a generator output is terminated with a resistor, all energy fed to the resistor will be dissipated as heat. Voltage and current will be in phase in the resistor. In a similar manner, if a transmission line of infinite length is connected to a generator, voltage and current will be in phase and the line will behave resistively: all energy supplied by the generator will travel down the line if the impedance of the line equals the impedance of the generator. Having said that, if the infinite line is now cut, and a resistor equal to the characteristic impedance of the line is inserted as a load, the generator will still 'see' the line as one of infinite length, and all energy produced by the generator (which is fed into the line) is dissipated in the resistor. The terminating load need not be a perfect resistance for these conditions to exist: it is sufficient that the impedance of the load matches the characteristic impedance of the line.

The study of aerial arrays and the technology involved has been very much a simplification in this review – whole books have been written on the subject by others. Suffice to say that reverting to the use of long-standing methods of aerial construction might tempt the odd radio amateur (and we're all odd!) to go out and talk to his estate agent about a country house with a view: if you're thinking about a 'long wire' antenna, I should talk to the motorway authorities as well!



factor'. The closer to 1 the scale factor becomes, the more elements are required to cover a given frequency range and the higher the directive gain – because the beamwidth becomes more narrow. This type of array is fed at the smaller end. Transposing the feed to each successive dipole provides a 'back-Pfire' effect so that the direction in which the main lobe is orientated is along the line of the array from the longest to the shortest elements. This type of aerial array provides a good back-to-front ratio in that the back lobe is very small by comparison to the forward or main lobe.

But any antenna system is only as good

as the feed to it. By definition, a transmission line is employed to transfer energy from the aerial to the receiver or from the transmitter to an aerial, incurring the least loss and having maximum durability. The most commonly used media are open wire feeders – a pair of normal copper wire conductors supported on insulated poles about 10 feet from the ground and kept at a constant distance apart by insulated spacers, and coaxial cable. Unlike conductors which are usually used for the transfer of electrical energy such as mains at a frequency of 50Hz, transmission lines must cope with RF, which are

PHONE
0474 813225
3 LINES



P.M. COMPONENTS LTD
DEPT REW SELECTRON HOUSE, WROTHAM ROAD
MEOPHAM GREEN, MEOPHAM, KENT DA13 0QY

TELEX
966371
PM COMP

INTEGRATED CIRCUITS

AN124 2.50	MC1358 1.58	STK439 7.05	TBA560Q 1.45	TDA2530 1.95
AN214Q 2.80	MC1495 3.00	TA7061AP 3.85	TBA570 1.25	TDA2532 1.95
AN240P 2.80	MC1496 1.25	TA7108P 1.00	TBA641A12 2.50	TDA2540 1.25
AN612 2.15	MC145106P	TA7120P 1.65		TDA2541 2.15
AN7140 3.50		TA7130P 1.50	TBA651R 2.50	TDA2560 2.15
AN7145 3.50	MC1723 0.50	TA7146 3.95	TBA720A 2.45	TDA2571 2.95
AN7150 2.95	MC3357 2.95	TA7176AP 2.95	TBA750Q 2.85	TDA2581 2.25
BA521 3.75	ML231B 1.75	TA7203 2.95	TBA800 0.89	TDA2593 2.95
CA1352E 1.35	ML232B 2.70	TA7204P 2.15	TBA810AS 1.85	TDA2610 2.30
CA3086 2.40	MSM5807 8.75	TA7205AP 1.15	TBA810P 1.65	TDA2610A 1.95
ETT6016 0.50	PLL02A 5.75	TA7222AP 1.80	TBA820M 0.75	TDA2640 2.60
HA1339A 2.95	SAAS500A 3.50	TA7227P 4.25	TBA820Q 1.45	TDA2680A 2.75
HA1377 3.50	SAA1025 7.25	TA7310P 1.80	TBA890 2.50	TDA2690 2.45
HA156W 3.10	SA2022 1.95	TA7313AP 2.90	TBA950/2X 1.85	TP3550 3.95
HA1551 2.95	SA5560S 1.75	TA7321P 2.25	TBA950/2X 1.85	UPC566H 5.50
LA1230 2.15	SA5570S 1.75	TA7609P 3.15	TBA970 2.95	UPC575C2
LA4102 2.05	SA5880 2.85	TA7611AP 2.95	TBA990 1.49	UPC1025H
LA4250 2.95	SL901B 4.85	TAA550 0.25	TBA1441 2.15	UPC1028H 1.95
LA4420 1.95	SL917B 8.65	TAA570 1.95	TCA270 1.10	JPC1032H 1.95
LA4430 2.50	SL1310 1.80	TAA621AXI	TCA270SQ	JPC1156H 1.50
LA4440 4.15	SL1327 1.10	3.50		JPC1158H 2.75
LA4422 2.50	SL1327Q 1.10	TAA661B 1.20	TCA650 2.10	JPC1158H 0.75
LC7120 3.25	SN76003N 1.95	TAA700 1.70	TCA800 2.95	JPC1167C2 1.15
LC7130 3.30	SN76013N 1.95	TBA120B 0.95	TCA940 1.85	JPC1181H 1.25
LC7131 5.50	SN76023N 1.95	TBA120T 1.05	TDA440 2.20	UPC1182H 2.95
LC7137 5.50	SN76033N 1.95	TBA120U 1.00	TDA1001 1.95	JPC1191V 1.50
LM324N 0.45	SN76110N 0.89	TBA231 1.25	TDA1004 3.25	JPC1350C 2.95
LM380N 0.95	SN76115N 1.25	TBA395 1.50	TDA1006A 2.50	7805 0.65
LM383T 2.30	SN76131N 1.30	TBA396 0.75	TDA1010 2.15	7815 0.65
M51512L 2.95	SN76226DN	TBA420 2.55	TDA1035 2.50	
M5155L 2.95	2.85	TBA480Q 2.55	TDA1037 1.95	
M51521L 2.50	SN76227N 1.65	TBA510 2.50	TDA1170 1.95	
MB3712 1.00	SN76534N 1.95	TBA510Q 2.50	TDA1190 2.15	
MC1307P 1.00	SN76570N 1.95	TBA520 1.10	TDA1270C3.95	
MC1310P 1.95	SN76650N 1.15	TBA520Q 1.10	TDA1327 1.70	
MC1327 0.95	SN76651N 1.90	TBA530 1.10	TDA2002 1.95	
MC1330P 1.10	STK014 7.95	TBA540 1.25	TDA2020 2.95	
MC1349P 1.95	STK015 7.95	TBA540Q 1.35	TDA2030 2.80	
MC1350P 0.80	STK415 7.95	TBA550Q 1.95	TDA2522 1.95	
MC1351P 1.50	STK433 7.95	TBA560Q 1.45	TDA2523 2.95	
MC1357 2.35			TDA2524 1.95	

SEMICONDUCTORS

AA126 0.25	BC172C 0.10	BD179 0.72	BF355 0.37	R2010B 1.70
AC126 0.45	BC173B 0.10	BD182 0.70	BF362 0.38	R2322 0.58
AC128 0.28	BC174 0.09	BD201 0.85	BF363 0.38	R2323 2.48
AC128K 0.32	BC177 0.15	BD202 0.85	BF371 0.20	R2400 0.90
AC141 0.28	BC178 0.15	BD204 0.70	BF394 0.19	RCA16334 0.90
AC141K 0.34	BC182 0.10	BD222 0.46	BF422 0.32	RCA16335 0.90
AC142K 0.30	BC182LB 0.10	BD225 0.48	BF457 0.32	SKESF 1.45
AC176 0.22	BC183L 0.09	BD232 0.35	BF467 0.68	TIP29 0.40
AC176K 0.31	BC184LB 0.09	BD233 0.35	BF467 0.68	TIP29C 0.42
AC187 0.25	BC204 0.10	BD234 0.35	BF467 0.68	TIP30C 0.43
AC187K 0.28	BC204 0.10	BD236 0.45	BF467 0.68	TIP32C 0.42
AC188 0.25	BC208B 0.13	BD237 0.40	BF467 0.68	TIP33B 0.75
AC188K 0.37	BC212L 0.09	BD238 0.40	BF467 0.68	TIP34B 0.75
AD142 0.79	BC212LA 0.09	BD241 0.40	BF467 0.68	TIP41A 0.45
AD143 0.82	BC212L 0.09	BD242 0.50	BF467 0.68	TIP41C 0.45
AD149 0.70	BC212LA 0.09	BD246 0.60	BF467 0.68	TIP42C 0.47
AD161 0.39	BC213L 0.09	BD246 0.60	BF467 0.68	TIP47 0.65
AD161K 0.90	BC214 0.09	BD247 0.60	BF467 0.68	TIP120 0.80
AF106 0.50	BC214 0.09	BD248 0.60	BF467 0.68	TIP125 0.85
AF114 1.95	BC214L 0.09	BD249 0.55	BF467 0.68	TIP125 0.85
AF121 0.60	BC214L 0.09	BD249 0.55	BF467 0.68	TIP125 0.85
AF124 0.65	BC214L 0.09	BD249 0.55	BF467 0.68	TIP125 0.85
AF125 0.32	BC214L 0.09	BD249 0.55	BF467 0.68	TIP125 0.85
AF126 0.32	BC214L 0.09	BD249 0.55	BF467 0.68	TIP125 0.85
AF127 0.25	BC214L 0.09	BD249 0.55	BF467 0.68	TIP125 0.85
AF139 0.40	BC214L 0.09	BD249 0.55	BF467 0.68	TIP125 0.85
AF178 1.95	BC258A 0.39	BD702 1.25	BF467 0.68	TIP125 0.85
AF239 0.42	BC284 0.30	BDY37 1.05	BF467 0.68	TIP125 0.85
AU100 2.50	BC300 0.30	BDY57 1.05	BF467 0.68	TIP125 0.85
AU107 3.50	BC301 0.30	BF115 0.35	BF467 0.68	TIP125 0.85
AU110 2.00	BC302 0.28	BF119 0.65	BF467 0.68	TIP125 0.85
BC107A 0.11	BC307B 0.09	BF127 0.24	BF467 0.68	TIP125 0.85
BC107B 0.11	BC327 0.10	BF154 0.12	BF467 0.68	TIP125 0.85
BC108 0.10	BC328 0.10	BF158 0.22	BF467 0.68	TIP125 0.85
BC108A 0.11	BC330 0.09	BF160 0.27	BF467 0.68	TIP125 0.85
BC108B 0.12	BC336 0.09	BF167 0.24	BF467 0.68	TIP125 0.85
BC109 0.10	BC347A 0.13	BF173 0.22	BF467 0.68	TIP125 0.85
BC109B 0.12	BC461 0.35	BF177 0.38	BF467 0.68	TIP125 0.85
BC109C 0.12	BC478 0.20	BF178 0.26	BF467 0.68	TIP125 0.85
BC114 0.11	BC527 0.20	BF179 0.34	BF467 0.68	TIP125 0.85
BC116A 0.15	BC547 0.10	BF180 0.29	BF467 0.68	TIP125 0.85
BC117 0.19	BC548 0.10	BF181 0.29	BF467 0.68	TIP125 0.85
BC119 0.24	BC549A 0.08	BF182 0.29	BF467 0.68	TIP125 0.85
BC125 0.25	BC550 0.08	BF183 0.29	BF467 0.68	TIP125 0.85
BC130 0.20	BC557 0.08	BF184 0.28	BF467 0.68	TIP125 0.85
BC140 0.31	BC557B 0.08	BF185 0.28	BF467 0.68	TIP125 0.85
BC141 0.25	BC558 0.10	BF194 0.11	BF467 0.68	TIP125 0.85
BC142 0.21	BC573A 1.90	BF195 0.11	BF467 0.68	TIP125 0.85
BC143 0.24	BD111 0.30	BF196 0.30	BF467 0.68	TIP125 0.85
BC147 0.09	BD116 0.60	BF197 0.11	BF467 0.68	TIP125 0.85
BC147B 0.09	BD124P 0.50	BF198 0.16	BF467 0.68	TIP125 0.85
BC148A 0.09	BD131 0.42	BF199 0.14	BF467 0.68	TIP125 0.85
BC148B 0.09	BD132 0.42	BF200 0.40	BF467 0.68	TIP125 0.85
BC149 0.09	BD133 0.40	BF201 0.40	BF467 0.68	TIP125 0.85
BC157 0.12	BD135 0.30	BF205 0.30	BF467 0.68	TIP125 0.85
BC158 0.09	BD136 0.30	BF256L 0.28	BF467 0.68	TIP125 0.85
BC159 0.09	BD137 0.32	BF257 0.28	BF467 0.68	TIP125 0.85
BC160 0.28	BD138 0.30	BF258 0.28	BF467 0.68	TIP125 0.85
BC161 0.28	BD139 0.32	BF259 0.28	BF467 0.68	TIP125 0.85
BC170B 0.15	BD140 0.30	BF271 0.28	BF467 0.68	TIP125 0.85
BC171 0.09	BD144 1.10	BF273 0.13	BF467 0.68	TIP125 0.85
BC171A 0.10	BD159 0.65	BF336 0.34	BF467 0.68	TIP125 0.85
BC172 0.10	BD160 1.50	BF337 0.29	BF467 0.68	TIP125 0.85
BC172B 0.10	BD166 0.55	BF338 0.32	BF467 0.68	TIP125 0.85

DIODES

AA119 0.08	BY208-000 0.33	IN235E 2.95
BA115 0.13	BY208-800 0.33	IN235W 2.95
BA145 0.18	BY223 0.20	IN4001 0.04
BA148 0.17	BY298-400 2.22	IN4003 0.04
BA154 0.08	BY298-800 2.22	IN4004 0.05
BA156 0.15	BYX10 0.20	IN4005 0.05
BA157 0.30	BYX36-150R	IN4007 0.06
BAX13 0.04	BYX36-600R	IN4148 0.02
BAX16 0.06	BYX55-600 0.30	IN4448 0.10
BB105B 0.30	BYX71-600 1.10	IN5402 0.14
BY151 0.78	CZ995C30 0.35	IN5403 0.12
BY126 0.10	CS10B 8.45	IN5407 0.16
BY127 0.11	CS10B 8.45	IN5408 0.16
BY133 0.15	OA47 0.09	ITT44 0.04
BY164 0.45	OA90 0.05	ITT923 0.15
BY176 1.20	OA91 0.06	ITT200 0.10
BY179 0.83	OA95 0.08	
BY182 0.15	IN23B 2.95	
BY184 0.35	IN23B 2.95	
BY199 0.40		

TRANSISTORS

BY208-000 0.33	IN235E 2.95
BY208-800 0.33	IN235W 2.95
BY223 0.20	IN4001 0.04
BY298-400 2.22	IN4003 0.04
BY298-800 2.22	IN4004 0.05
BYX10 0.20	IN4005 0.05
BYX36-150R	IN4007 0.06
BYX36-600R	IN4148 0.02
BYX55-600 0.30	IN4448 0.10
BYX71-600 1.10	IN5402 0.14
CZ995C30 0.35	IN5403 0.12
CS10B 8.45	IN5407 0.16
CS10B 8.45	IN5408 0.16
OA47 0.09	ITT44 0.04
OA90 0.05	ITT923 0.15
OA91 0.06	ITT200 0.10
OA95 0.08	
IN23B 2.95	
IN23B 2.95	

AVAILABLE ON REQUEST

available on request

CV ITEMS
We have available a large range of British & US Government specification valves, semiconductors, diodes etc and will be pleased to offer a quotation against customers enquiries.

NEW BRANDED CATHODE RAY TUBES

A1865/20 65.00	DG13 2 45.00	M38-120W 65.00
A44 120 25.00	DH3 91 45.00	M38-120WA 65.00
AW36 11 25.00	DH7 11 95.00	M38-121GR 65.00
CEM822W 19.00	DP7 5 35.00	M38-121GHR 65.00
CME822GH 25.00	DP7 6 35.00	M38-121LA 65.00
CME1428GH 45.00	DP7 7 35.00	M38-121WA 65.00
CME1428W 39.00	DP7 11 45.00	M38-122GH 65.00
CME1523GA 39.00	DN13 78 35.00	M38-122GW 65.00
CME1523W 39.00	F15-101LC 49.00	M38-140LA 65.00
CME1431GH 45.00	F15-101LA 55.00	M38-141LA 65.00
CME1431W 39.00	F16-101LD 55.00	M38-142GR 65.00
CME2024W 45.00	F21-130GR 55.00	M38-142LA 65.00
CME2325W 45.00	F21-130LC 55.00	M38-340P31 65.00
CME3126GH 45.00	F21-131GR 79.00	M38-341GR 65.00
CME3126W 45.00	F22-11LD 53.00	M38-344P39 65.00
CME3128W 45.00	F31-103GM 65.00	M40-120 59.00
CME3132GH 45.00	F31-10GR 65.00	M40-120GM/01 65.00
CME3132W 45.00	F31-10LD 65.00	M40-120GR 65.00

PHONE
0474 813225
3 LINES

P.M. COMPONENTS LTD
DEPT REW SELECTRON HOUSE, WROTHAM ROAD
MEOPHAM GREEN, MEOPHAM, KENT DA13 0QY



TELEX
966371
PM COMP

A SELECTION FROM OUR STOCK OF BRANDED VALUES

A1714 18.50	E283CC 10.00	EF95 1.00	HA491 1.00	PCF82 0.60	QU37 11.50	UF85 1.20	2D21 0.95	6AT6 0.75	6N7GT 2.50	130FL13 1.20
A1998 11.50	E288CC 13.50	EF97 1.00	HABC80 0.90	PCF84 0.65	QV03-12 4.95	UF41 1.15	2D21W 2.50	6AT8 1.75	6P15 1.50	130FL14 1.15
A2067 11.50	EB10F 18.50	EF98 0.90	HBC90 0.75	PCF86 1.20	QV05-25 1.75	UF42 1.15	2E26 2.00	6B4 2.50	6P25 4.00	30L1 0.45
A2134 14.95	E1148 1.00	EF183 0.65	HBC91 0.80	PCF87 0.40	QV06-20 29.50	UF80 0.80	2J42 93.00	6AU6 0.95	6P28 2.00	30L15 0.80
A2293 6.50	E1524 6.95	EF184 0.65	HF93 0.75	PCF88 1.50	QV2-250C 45.00	UF89 0.80	2K25 20.50	6AV6 0.75	6Q7 1.20	30L17 0.80
A2599 37.50	EA50 1.00	EF731 3.50	HF94 1.50	PCF89 1.25	QV2-250C 45.00	UL41 3.50	2K25 Ray 75.00	6AW8A 2.50	6Q7GT 1.20	30L18 0.60
A2900 11.50	EA76 1.95	EF732 3.50	HL2K 4.00	PCF89 1.25	QV2-250C 45.00	UL84 0.85	2K26 95.00	6BB8 1.50	6S4 1.50	30L19 1.00
A3042 24.00	EA79 1.95	EF733 3.50	HL2K 4.00	PCF89 1.25	QV2-250C 45.00	UL84 0.85	2K26 95.00	6BB8 1.50	6S4 1.50	30L20 1.00
A3283 24.00	EAA91 0.60	EB800 11.00	HL23DD 4.50	PCF201 1.80	QV2-250C 45.00	UL84 0.85	2K26 95.00	6BB8 1.50	6S4 1.50	30L21 1.00
AC/HL/DD 4.00	EAC91 2.70	EF805S 13.50	HL41 3.50	PCF201 1.80	QV2-250C 45.00	UL84 0.85	2K26 95.00	6BB8 1.50	6S4 1.50	30L22 1.00
AC/THI 4.00	EAC91 2.70	EF805S 13.50	HL42DD 3.50	PCF201 1.80	QV2-250C 45.00	UL84 0.85	2K26 95.00	6BB8 1.50	6S4 1.50	30L23 1.00
AC/V22 59.75	EAF42 1.20	EF812 0.85	HL90 0.70	PCF802 0.60	QY3-125 49.50	UL84 0.85	2K26 95.00	6BB8 1.50	6S4 1.50	30L24 1.00
AC/VP2 4.00	EAF601 3.50	EF1200 1.50	HL92 1.50	PCF802 0.60	QY4-400 85.00	UL84 0.85	2K26 95.00	6BB8 1.50	6S4 1.50	30L25 1.00
AC/SPEN 8.50	EB34 1.50	EH90 0.72	HL133 DD 3.50	PCF806 1.00	R10 12.00	UL84 0.85	2K26 95.00	6BB8 1.50	6S4 1.50	30L26 1.00
AH221 39.00	EB41 3.95	EK90 0.72	HR2 4.00	PCF808 1.25	R17 12.00	UL84 0.85	2K26 95.00	6BB8 1.50	6S4 1.50	30L27 1.00
AH238 39.00	EB41 3.95	EK90 0.72	HR2 4.00	PCF808 1.25	R17 12.00	UL84 0.85	2K26 95.00	6BB8 1.50	6S4 1.50	30L28 1.00
AL60 0.70	EB41 3.95	EK90 0.72	HR2 4.00	PCF808 1.25	R17 12.00	UL84 0.85	2K26 95.00	6BB8 1.50	6S4 1.50	30L29 1.00
AN1 14.00	EB41 3.95	EK90 0.72	HR2 4.00	PCF808 1.25	R17 12.00	UL84 0.85	2K26 95.00	6BB8 1.50	6S4 1.50	30L30 1.00
ARP12 0.70	EB41 3.95	EK90 0.72	HR2 4.00	PCF808 1.25	R17 12.00	UL84 0.85	2K26 95.00	6BB8 1.50	6S4 1.50	30L31 1.00
ARP34 1.25	EB41 3.95	EK90 0.72	HR2 4.00	PCF808 1.25	R17 12.00	UL84 0.85	2K26 95.00	6BB8 1.50	6S4 1.50	30L32 1.00
ARP35 2.00	EB41 3.95	EK90 0.72	HR2 4.00	PCF808 1.25	R17 12.00	UL84 0.85	2K26 95.00	6BB8 1.50	6S4 1.50	30L33 1.00
BL63 2.00	EB41 3.95	EK90 0.72	HR2 4.00	PCF808 1.25	R17 12.00	UL84 0.85	2K26 95.00	6BB8 1.50	6S4 1.50	30L34 1.00
BS450 67.00	EB41 3.95	EK90 0.72	HR2 4.00	PCF808 1.25	R17 12.00	UL84 0.85	2K26 95.00	6BB8 1.50	6S4 1.50	30L35 1.00
BS810 55.00	EB41 3.95	EK90 0.72	HR2 4.00	PCF808 1.25	R17 12.00	UL84 0.85	2K26 95.00	6BB8 1.50	6S4 1.50	30L36 1.00
BS814 55.00	EB41 3.95	EK90 0.72	HR2 4.00	PCF808 1.25	R17 12.00	UL84 0.85	2K26 95.00	6BB8 1.50	6S4 1.50	30L37 1.00
CIK 19.00	EB41 3.95	EK90 0.72	HR2 4.00	PCF808 1.25	R17 12.00	UL84 0.85	2K26 95.00	6BB8 1.50	6S4 1.50	30L38 1.00
CJ3A 21.00	EB41 3.95	EK90 0.72	HR2 4.00	PCF808 1.25	R17 12.00	UL84 0.85	2K26 95.00	6BB8 1.50	6S4 1.50	30L39 1.00
C112G 70.00	EB41 3.95	EK90 0.72	HR2 4.00	PCF808 1.25	R17 12.00	UL84 0.85	2K26 95.00	6BB8 1.50	6S4 1.50	30L40 1.00
C1108 54.95	EB41 3.95	EK90 0.72	HR2 4.00	PCF808 1.25	R17 12.00	UL84 0.85	2K26 95.00	6BB8 1.50	6S4 1.50	30L41 1.00
C1134 32.00	EB41 3.95	EK90 0.72	HR2 4.00	PCF808 1.25	R17 12.00	UL84 0.85	2K26 95.00	6BB8 1.50	6S4 1.50	30L42 1.00
C1148A 115.00	EB41 3.95	EK90 0.72	HR2 4.00	PCF808 1.25	R17 12.00	UL84 0.85	2K26 95.00	6BB8 1.50	6S4 1.50	30L43 1.00
C1149/1 130.00	EB41 3.95	EK90 0.72	HR2 4.00	PCF808 1.25	R17 12.00	UL84 0.85	2K26 95.00	6BB8 1.50	6S4 1.50	30L44 1.00
C1150/1 135.00	EB41 3.95	EK90 0.72	HR2 4.00	PCF808 1.25	R17 12.00	UL84 0.85	2K26 95.00	6BB8 1.50	6S4 1.50	30L45 1.00
C1534 32.00	EB41 3.95	EK90 0.72	HR2 4.00	PCF808 1.25	R17 12.00	UL84 0.85	2K26 95.00	6BB8 1.50	6S4 1.50	30L46 1.00
CCA 2.60	EB41 3.95	EK90 0.72	HR2 4.00	PCF808 1.25	R17 12.00	UL84 0.85	2K26 95.00	6BB8 1.50	6S4 1.50	30L47 1.00
CC3L 0.90	EB41 3.95	EK90 0.72	HR2 4.00	PCF808 1.25	R17 12.00	UL84 0.85	2K26 95.00	6BB8 1.50	6S4 1.50	30L48 1.00
CL33 0.90	EB41 3.95	EK90 0.72	HR2 4.00	PCF808 1.25	R17 12.00	UL84 0.85	2K26 95.00	6BB8 1.50	6S4 1.50	30L49 1.00
CV Nos Prices on request	EB41 3.95	EK90 0.72	HR2 4.00	PCF808 1.25	R17 12.00	UL84 0.85	2K26 95.00	6BB8 1.50	6S4 1.50	30L50 1.00
D63 1.20	EB41 3.95	EK90 0.72	HR2 4.00	PCF808 1.25	R17 12.00	UL84 0.85	2K26 95.00	6BB8 1.50	6S4 1.50	30L51 1.00
DA41 22.50	EB41 3.95	EK90 0.72	HR2 4.00	PCF808 1.25	R17 12.00	UL84 0.85	2K26 95.00	6BB8 1.50	6S4 1.50	30L52 1.00
DA42 17.50	EB41 3.95	EK90 0.72	HR2 4.00	PCF808 1.25	R17 12.00	UL84 0.85	2K26 95.00	6BB8 1.50	6S4 1.50	30L53 1.00
DA100 125.00	EB41 3.95	EK90 0.72	HR2 4.00	PCF808 1.25	R17 12.00	UL84 0.85	2K26 95.00	6BB8 1.50	6S4 1.50	30L54 1.00
DAF91 0.45	EB41 3.95	EK90 0.72	HR2 4.00	PCF808 1.25	R17 12.00	UL84 0.85	2K26 95.00	6BB8 1.50	6S4 1.50	30L55 1.00
DAF91 0.70	EB41 3.95	EK90 0.72	HR2 4.00	PCF808 1.25	R17 12.00	UL84 0.85	2K26 95.00	6BB8 1.50	6S4 1.50	30L56 1.00
DC70 1.75	EB41 3.95	EK90 0.72	HR2 4.00	PCF808 1.25	R17 12.00	UL84 0.85	2K26 95.00	6BB8 1.50	6S4 1.50	30L57 1.00
DC90 1.20	EB41 3.95	EK90 0.72	HR2 4.00	PCF808 1.25	R17 12.00	UL84 0.85	2K26 95.00	6BB8 1.50	6S4 1.50	30L58 1.00
DCX4-1000 25.00	EB41 3.95	EK90 0.72	HR2 4.00	PCF808 1.25	R17 12.00	UL84 0.85	2K26 95.00	6BB8 1.50	6S4 1.50	30L59 1.00
DET16 28.50	EB41 3.95	EK90 0.72	HR2 4.00	PCF808 1.25	R17 12.00	UL84 0.85	2K26 95.00	6BB8 1.50	6S4 1.50	30L60 1.00
DET18 28.50	EB41 3.95	EK90 0.72	HR2 4.00	PCF808 1.25	R17 12.00	UL84 0.85	2K26 95.00	6BB8 1.50	6S4 1.50	30L61 1.00
DET23 35.00	EB41 3.95	EK90 0.72	HR2 4.00	PCF808 1.25	R17 12.00	UL84 0.85	2K26 95.00	6BB8 1.50	6S4 1.50	30L62 1.00
DET24 39.00	EB41 3.95	EK90 0.72	HR2 4.00	PCF808 1.25	R17 12.00	UL84 0.85	2K26 95.00	6BB8 1.50	6S4 1.50	30L63 1.00
DET25 22.00	EB41 3.95	EK90 0.72	HR2 4.00	PCF808 1.25	R17 12.00	UL84 0.85	2K26 95.00	6BB8 1.50	6S4 1.50	30L64 1.00
DF91 0.70	EB41 3.95	EK90 0.72	HR2 4.00	PCF808 1.25	R17 12.00	UL84 0.85	2K26 95.00	6BB8 1.50	6S4 1.50	30L65 1.00
DF92 0.60	EB41 3.95	EK90 0.72	HR2 4.00	PCF808 1.25	R17 12.00	UL84 0.85	2K26 95.00	6BB8 1.50	6S4 1.50	30L66 1.00
DF96 0.65	EB41 3.95	EK90 0.72	HR2 4.00	PCF808 1.25	R17 12.00	UL84 0.85	2K26 95.00	6BB8 1.50	6S4 1.50	30L67 1.00
DF97 1.00	EB41 3.95	EK90 0.72	HR2 4.00	PCF808 1.25	R17 12.00	UL84 0.85	2K26 95.00	6BB8 1.50	6S4 1.50	30L68 1.00
DH63 1.20	EB41 3.95	EK90 0.72	HR2 4.00	PCF808 1.25	R17 12.00	UL84 0.85	2K26 95.00	6BB8 1.50	6S4 1.50	30L69 1.00
DH79 0.56	EB41 3.95	EK90 0.72	HR2 4.00	PCF808 1.25	R17 12.00	UL84 0.85	2K26 95.00	6BB8 1.50	6S4 1.50	30L70 1.00
DH149 2.00	EB41 3.95	EK90 0.72	HR2 4.00	PCF808 1.25	R17 12.00	UL84 0.85	2K26 95.00	6BB8 1.50	6S4 1.50	30L71 1.00
DK91 0.90	EB41 3.95	EK90 0.72	HR2 4.00	PCF808 1.25	R17 12.00	UL84 0.85	2K26 95.00	6BB8 1.50	6S4 1.50	30L72 1.00
DK92 1.20	EB41 3.95	EK90 0.72	HR2 4.00	PCF808 1.25	R17 12.00	UL84 0.85	2K26 95.00	6BB8 1.50	6S4 1.50	30L73 1.00
DK96 2.50	EB41 3.95	EK90 0.72	HR2 4.00	PCF808 1.25	R17 12.00	UL84 0.85	2K26 95.00	6BB8 1.50	6S4 1.50	30L74 1.00
DL35 2.50	EB41 3.95	EK90 0.72	HR2 4.00	PCF808 1.25	R17 12.00	UL84 0.85	2K26 95.00	6BB8 1.50	6S4 1.50	30L75 1.00
DL60 1.00	EB41 3.95	EK90 0.72	HR2 4.00	PCF808 1.25	R17 12.00	UL84 0.85	2K26 95.00	6BB8 1.50	6S4 1.50	30L76 1.00
DL73 2.50	EB41 3.95	EK90 0.72	HR2 4.00	PCF808 1.25	R17 12.00	UL84 0.85	2K26 95.00	6BB8 1.50	6S4 1.50	30L77 1.00
DL91 1.50	EB41 3.95	EK90 0.72	HR2 4.00	PCF808 1.25	R17 12.00	UL84 0.85	2K26 95.00	6BB8 1.50	6S4 1.50	30L78 1.00
DL92 0.95	EB41 3.95	EK90 0.72	HR2 4.00	PCF808 1.25	R17 12.00	UL84 0.85	2K26 95.00	6BB8 1.50	6S4 1.50	30L79 1.00
DL93 1.10	EB41 3.95	EK90 0.72	HR2 4.00	PCF808 1.25	R17 12.00	UL84 0.85	2K26 95.00	6BB8 1.50	6S4 1.50	30L80 1.00
DL94 2.50	EB41 3.95	EK90 0.72	HR2 4.00	PCF808 1.25	R17 12.00	UL84 0.85	2K26 95.00	6BB8 1.50	6S4 1.50	30L81 1.00
DL96 2.50	EB41 3.95	EK90 0.72	HR2 4.00	PCF808 1.25	R17 12.00	UL84 0.85	2K26 95.00	6BB8 1.50	6S4 1.50	30L82 1.00
DL910 13.50	EB41 3.95	EK90 0.72	HR2 4.00	PCF808 1.25	R17 12.00	UL84 0.85	2K26 95.00	6BB8 1.50	6S4 1.50	30L83 1.00
DL916 10.00	EB41 3.95	EK90 0.72	HR2 4.00	PCF808 1.25	R17 12.00	UL84 0.85				

I recently made my seventh visit to Japan at the invitation of Akai, the well known hi-fi company, and they kindly escorted me one afternoon around an incredible part of Tokyo, known as Akihabara. I wonder if you can imagine an area of almost one square kilometre packed full to the gills with hi-fi, computer, electronics and amateur radio shops. Many of the electronics stores have up to six floors with escalators belting up and down and one floor for each department. You will find shops of perhaps 40m² selling just electrolytic capacitors, whilst others would stock resistors. Many have installed dreadful loudspeakers above or beside their doors which belt out loud horrible music.

Fans

On a hot day perhaps the most popular frontage in the district is one large shop selling just fans, with perhaps 100 going all at once in the entrance! Many a European audio critic ends up here to cool off for half an hour before attacking the next shop!

One shop, called 'Rocket' includes a well known amateur radio equipment emporium occupying two large floors which would be the envy of any UK dealer. Just about every model that has been current over the last two years or so will be found stacked up somewhere with a price tag, so that one shop bench might contain six rigs side by side and another six rigs vertically! Everything seems immaculate, and brochures are freely available, but in Japanese, which is utterly incomprehensible to most of us Western folk!

I was fascinated to find that there were no rigs that are unavailable in the UK, other than special ones for 220MHz and 50MHz. Some of the Japanese type numbers are different, just to cause confusion, although their facilities and operation are usually identical. The IC751 and 745 are numbered IC750 and 741, respectively.

Discounts

'Rocket' typically gives discounts of around 15% on prices, which are frequently substantially lower than those in the UK, and an average price would be around two-thirds of UK prices with sales taxes included both ends. There are stores which can supply equipment excluding tax and can arrange to deliver direct to the Airport so that it can be collected when you leave the country.

There are many snags though, for in many cases the Japanese model, which is likely to have a different suffix, may give only 10W RF output rather than 100W for an HF rig, or 10W instead of 25W for a VHF one, a typical example being the Trio-Kenwood TW4000 which is 10W in Japan. Export models are, of course, available to special order but these are more expensive.

I have spoken to very many Japanese amateurs that I have met in Tokyo and Yokohama and they all tell me that there is far more VHF and UHF operation in Japan than on LF and HF. The basic problem in Japan is that whilst the population is many times that of the UK,

自己又忙着干别的事情去了。

这时候我想,这些事情安排你们事先知道我要来避雨吗?

我坐不住,就走出院子,看见

JAPAN INFLUENCE AND ACTIVITY

by Angus McKenzie G3OSS

看到这些,我感动得不知道说

什么,我发现老大爷家里水快用完了,

老大爷见我挑水桶去挑水。老大爷见我挑

水心疼地说:“看,衣服都淋湿了

and there are half a million licensed amateurs, the inhabited area represents a mere 10% of the total area, the rest almost entirely consisting of mountains, volcanoes and inaccessible valleys etc.

Tokyo, when first seen, gives one quite a cultural shock, for hotel after hotel is 40 floors high, but interspersed with one or two storey buildings that are many hundreds of years old.

To find your way around Tokyo is almost impossible because most of the streets are unnamed, and the general populace seem to have to learn the 'knowledge' that would be normally possessed in London only by a

taxi driver or policeman! With horror, on examining the business card given to me, by Rocket (I think) my XYL saw just Japanese characters, and for all I know it could be the card given to me by a bath house!

I understand that the total percentage of Japanese amateurs in their national association is substantially smaller than in the UK.

Notwithstanding this, there is a superb monthly magazine, *CQ Ham Radio*, which contains around 500 pages and is about 1in thick, crammed full with advertisements and articles. Much of it is in Japanese characters, but a few pages

are written in American English. One can interpret most of the advertisements from photographs and specifications which are written in normal Western type, so one can always find out about the latest available Japanese made rigs. This monthly magazine costs around £1.50, and is absolutely fascinating.

As a result of the stunning density of Tokyo amateurs, relatively few have even moderately good antennas for the LF and HF bands, typical installations including a window mounted bottom fed vertical or, at best, a single band ground plane on the roof. Large beams and long dipoles for LF are quite rare. We hear many JA stations in the UK, of course, but they are only a tiny percentage of the half million who are equipped with one rig or another.

Licences

There are four classes of operator, and relatively few have the top licence allowing them high power HF operation with comparatively few restrictions. Another class allows the use of up to only 10W at HF, the other licences concerning the Japanese equivalent of class B UK ones.

Interference to television and other electronic equipment is a very serious problem, although the Japanese authorities are very cooperative; but since many Japanese live in blocks of flats with very small rooms, many amateurs find that the nearest goggle box may only be a few metres away from their transmission cables or antennae. The Japanese are a delightfully polite and unselfish race and so many of them do not like to risk causing TVI, and often wait until after TV hours. Quite a few, however, have gone to extreme lengths, as I have done myself, to add filters etc to neighbours' sets so that they can operate at normal times. If you bear this in mind, you can see why Japanese stations often come up between 1600 and 2400 hours GMT.

There is one extremely unfortunate political barrier which exists which I feel is very undemocratic. It is virtually impossible for any foreigner to obtain a Japanese licence, even if he speaks Japanese. Their Government just will not give reciprocal licences, so many licenced Japanese friends of mine cannot obtain a reciprocal arrangement for the UK. Many Japanese engineers who have JA calls and are resident in the UK, have found this most frustrating. Perhaps somebody who reads this could get things moving, as I did myself nearly 20 years ago when I invited Lord Brockway to my house with the then President of the RSGB and organised reciprocal licences from the then Home Office within a few days.

There was one incident which occurred when I first visited Japan in 1976 which really was a lot of fun. I had asked my hosts to arrange for a Japanese amateur to have breakfast with me in the Okura Hotel, Tokyo. I had just sat down in the main breakfast room with a European colleague when in walked a director of

JVC and an interpreter who were to have breakfast with us. I was a little embarrassed when I realised that my JA friend could speak no English and the furthest that I can get is 'ohaiyo gozaimas', which means 'good morning'. The interpreter was most helpful, but we had problems over technicalities!

After some minutes I decided to try Morse code across the table with my mouth! My friend caught on immediately and the two of us were burping away across the table for around 10 minutes exchanging a considerable amount of information to the utter astonishment of not only the interpreter, but of the waiters and other guests!

After a while I turned to the interpreter and asked him to tell my friend, referring to him by his Christian name, several facts. The interpreter said that he had been working with his colleague for some years but had never known his Christian name, and asked me with a straight face how I knew it. I then explained that the strange noises which had been emanating from both our mouths had in fact been Morse code, and I don't think an interpreter has ever shown such instant relief, as he thought the two of us had suddenly gone totally bonkers!

How fascinating it is that one can exchange so much information in this way and I have used the same technique on other occasions with Japanese amateurs. I suppose we were lucky not to have been shown out of the dining room, but the Japanese seem to expect anything from us strange Europeans.

Calls

I have often wondered about the numbers in Japanese call signs and whilst I suspected that they corresponded to different areas of Japan, I thought it might be useful to list them as some of the call areas are very much rarer than others: JA1 is Tokyo Metropolitan area and Yokohama; JA2 is Shizoka; JA3 is Osaka and Kyoto; JA4 is Hiroshima area; JA5 is Shikoku (south side of Inland Sea); JA6 is Kyushu and Nagasaki; JA7 is Northern Honshu; JA8 is Hokkaido (very rare); JA9 is North West Honshu (Akita); JA0 is Migata. JD1 is Ogasawara Island (small island south east of Tokyo).

Many Japanese amateurs who are out in the country have large aerial installations, and you are more likely to work these stations, although they are few and far between. Most of the Tokyo stations that you might hear will either be comparatively weak if they are in the urban area, or they might be in some of the higher class areas, particularly to the west of Tokyo.

I was fascinated to find that on VHF most amateurs use simple hand portable rigs, and there are so many on 2m in the large cities that they do not expect to get more than a few miles anyway because of QRM. There are no repeaters on 2m, which is why many 2m rigs bought by foreigners, somewhat unsuspectingly, omit tone burst or even a repeater

facility, which is only discovered when you arrive back in the UK! There are very many repeaters though on 70cm, but the shift is 5MHz down for Tx, which again foils many a foreigner.

From comments made by my friends in Tokyo, it is quite apparent that many rigs which come into the UK as parallel imports are Japanese models as well as American ones, and it is for this reason that they are not the same as the more legitimate European versions. As the market is so enormous in Japan, the Japanese models are quite inexpensive, but they may require much time and patience to modify for European use. The basic designs are the same but sometimes components and even complete chips are omitted from non-European models. You may find a tone burst that is spring-loaded rather than switching on and off an auto tone burst. Having seen many production lines, I can understand how a fairly simple addition required for export can put the export price up quite considerably, for whilst a home market version may sell in tens of thousands an export model may only sell thousands, and each production line has to pay for itself.

Tariffs

When considering the price differentials you should also take into account that there is an import tariff into the EEC of around 11%, and transport costs can represent as much as 15 or even 20% of the retail cost for large items which are not that expensive. A heavy beast like a linear for the HF bands can cost a fortune to import, as will a large Japanese hi-fi speaker. A fairly simple accessory loudspeaker has quite a large cubic capacity for its cost of production, and this is why extension speakers for Japanese rigs cost so much. So perhaps our British importers are not ripping us off anywhere near as much as you might think, for they also have to give a very good after sales service whilst being around 8000 miles away from Japan as the fly crows over the North Pole.

I know from my hi-fi connections that the Japanese have a fetish for bringing out new models every year. The same situation, of course, occurs in amateur radio equipment so there is no time to put design faults right, as by the time the problems are feeding back the production lines are already beginning to produce the new model. Even if you do manage to catch the problem in time, and the solution is incorporated into the new design, there will then be more problems with the new bells and whistles which are put right on the next model – and so it goes on merrily, year in and year out. If only models could last longer and more market research could be undertaken, as well as pre-production sample testing in foreign markets, rigs could be very much better, and could last for longer. Additionally, prices might not increase so much, as new designs and tooling form a healthy proportion of the sale price.

Returning to the types of equipment

that I saw and talked about in Tokyo, I was struck by how much older equipment is still in use. Many old Trio and Yaesu rigs are still very much in service on the HF bands, and portable walkie-talkies, such as the Japanese equivalent of the Yaesu 708, are very popular. The very top end rigs cannot be afforded by many Japanese, and I think we all know the same feeling! I did not see any Drake, Collins or, indeed, any British or American equipment at Rocket, and I was surprised that they had not heard of such companies as Microwave Modules, Datong or Mutek.

Unknown

Many names that are well known over here do not seem to sell at all in Japan, for I did not see Belcom, Standard, AR and other smaller Japanese companies represented in the shops, and most of the Japanese amateurs had never heard of these names. I did see various types of rig by Matsushita and some other Japanese manufacturers which have not even appeared in the West, so there appears to be room for some more representation.

If you do have the opportunity of going to the Akihabara, I consider it absolutely essential to take a Japanese friend with you who can act as an interpreter, for it is quite rare for shopkeepers in this area to speak any Western language. Even so,

the Japanese assistants try their best to assist, but I must admit that it is even more awkward if you are a white stick operator, as I am. It seems absolutely fascinating that so high a proportion of the Japanese are highly electronics orientated, and their technical knowledge seems, on average, to be of a higher order than that of an average Western amateur.

I was delighted to find that there are many YL operators in Japan who are not shy, despite the fact that the female in Japan is regarded in the same way as they were in the 19th Century in the UK. Fortunately, the Japanese race is gradually becoming less 'male chauvinist piggish', but I must admit that I do find Japanese YLs utterly charming and great fun to talk to.

I met JK1JH at a meeting with five other amateurs and we discussed the amateur radio scene for ages. Yuko told me that she was mainly interested in HF work and liked to contact Europe in particular, so if you ever do work her, then please give my 88s!

Language

Finally, I think we should all be thoroughly ashamed that so few of us can speak any Japanese other than 'Sayonara', and yet so many Japanese amateurs speak surprisingly good English to us. How wonderful it would be if a

lot of us could converse excellently in Japanese, and break down what is quite a considerable language barrier. This could result in a much better understanding of our Western requirements and criticisms of Japanese designs and ergonomics. Do turn your beams to Japan, for every contact between G and JA leads to more friendship with a country that I admire very much, and which is well worth a visit if you can possibly manage it. The countryside is very beautiful and the old capital, Kyoto, has some of the most beautiful attractions for tourists that you can imagine.

If you do go, avoid Japanese sea pineapple, sea cucumbers and sea urchins at all costs, and don't forget that if you are offered fugu fish, you will hopefully only be given the minor non-poisonous part, for even a drop from many of the internal organs will first cause your lips to go blue, to be followed by a slow and painful shaking death! I did have just a little fugu fish in a cocktail, and I did not suffer, although I was not particularly struck with the taste. We have foods that are singularly unpopular with the Japanese by the way, so don't give them stilton or gorgonzola cheese, or any extremely highly flavoured sauces. It is a good idea though to have some sake and some raw fish around, and perhaps a few Japanese delicacies, if they are to visit you in the UK.

YOUR RADIO AMATEURS EXAM SUCCESS

Study at home – pass first time with RRC's Complete Home Tuition Service

- Self-contained courses, regularly updated for The City & Guilds Radio Amateurs Exam
- Fully inclusive fees
- No costly, time consuming text books to buy
- Everything you need in booklet lecture form
- Regular tests ensure you are fully prepared
- Enrol at any time
- Timetable to suit you
- Continued tuition at no extra cost if you don't pass first time

FREE PROSPECTUS & ADVISORY SERVICE

Write or phone today for full details, and a FREE copy of our prospectus, without obligation to:



THE RAPID RESULTS COLLEGE
Dept. JS3, Tuition House, London SW19 4DS
Tel: 01-947 7272 (9am-5pm) – or use our 24-hour Recordacall Service: 01-946 1102 quoting Dept. JS3



Name _____
(BLOCK CAPITALS PLEASE)

Address _____

Postcode _____

My interest is _____



THE RAPID RESULTS COLLEGE

BARGAIN CORNER

FANTASTIC SAVINGS
AT **Western**

'HURRY!'

YAESU'S FT757/FP757/FC757
ALL FOR ONLY £1,018

SPECIAL OFFER: AM Unit for Yaesu FT/101Z.
£15 each to clear
(INC VAT FREE DELIVERY)

Western Electronics (UK) Ltd
Fairfield Estate, Louth, Lincs LN11 0JH. Tel: Louth (0507) 604955. Telex: 56121 WEST G
Northern Ireland Agents: Tom & Norma Greer G14TGR/G14TBP Drumbo (023 126) 645
Same day despatch subject to availability

SPECIAL PRICES ON SURPLUS EQUIPMENT

Racal RA17 receivers, high grade communications receivers, 500kHz/30MHz in 30 effective bands from **£175.00**. Eddystone receiver 730/4, 500kHz/30MHz in 5 bands **£145.00**. All in excellent condition. Carriage £15.00. Sanyo RP8880 9 bands portable communications receivers **£125.00**. Pye Westminster W15 low band AM **£30.00**, p&p £2.50. 27ft telescopic mast with guys, insulator etc £25.00 collected. High Impedance headphones with boom mike, new **£7.50**. Avo valve testers **£35.00**, p&p £4.00. New 28 range digital multimeters **£40.25**. PCR receivers, LW/MW/SW, untested less PSU **£20.00**, p&p £5.00. 10ft whip aerials **£4.00**, p&p £1.50. Creed teleprinters **£25.00**. Various single and double beam oscilloscopes, signal generators, valve testers, output meters etc always in stock. Surplus circuit book containing circuits and notes on many surplus receivers, transceivers etc **£7.50**. Send 50p for illustrated catalogue, includes £1 voucher. Over 500 sets in stock. Avo's amateur rigs wanted for cash. New shop open at 218 St Albans Rd. Come and see the bargains!

WEIRMEAD LTD, 218 St Albans Road, Watford, Herts. 0923 49456
Access/Visa Welcome

A common problem for the newcomer to the hobby of amateur radio is what equipment to buy for the shack, especially on a limited budget. Equipment reviews of the latest offerings from Japan at prices that would knock a big hole in a thousand pounds or more are one of passing interest to your average amateur with two point seven children, wife and mortgage to support. It is thus not surprising that many newcomers turn to secondhand equipment, and this column is designed to advise such people.

Sources

The most reliable way of purchasing secondhand equipment is obviously from a dealer. You should get some form of guarantee (usually three months) and the equipment is often serviced, or at least checked over, prior to being offered for sale. However, as with most things in life, you get nowt for owit, ie this is probably the most expensive method of purchasing the new love of your life.

Advertisements, in this or in other magazines, are another source. Provided the seller is not too far away you can roll up and inspect the goods before purchase. Legally, this is a private sale and thus the trades descriptions act does not apply – let the buyer beware! You have no comeback on the seller and goods are normally sold as seen, unless you can get the seller to write out a receipt to the contrary. The foregoing also, obviously, applies to equipment bought via 'word of mouth' adverts, either at radio clubs or heard over the air.

The rallies

The third and most common source of secondhand equipment is the radio rally. These are held throughout the country and are normally organised by local clubs as a club fund raising activity. A list of rallies and their venues appears elsewhere in this magazine and a newcomer is well advised to make the effort to attend one. As well as gathering a good selection of traders under one roof, the rallies normally have either a 'car boot sale' area, a 'bring and buy' area or a flea market. Here your mind will boggle at the bewildering array of goodies, ranging from a week-old, all-singing all-dancing example of the latest Japanese gizmo down to a box of junk that might come in handy one day.

It is the intention of this column to educate the newcomer so that he can sort the wheat from the chaff and the bargain from the rip-off. Due to the seasonal nature of the rallies, traditionally stretching from Leeds a week or two before Easter to Harlow at the end of September, this column will make a semi-regular appearance in the magazine.

Is the price right?

Let us suppose that you have located an example of your heart's desire, and it's checked out OK. How do you know that it is worth the asking price? Next month readers of this magazine will again be privileged to inside information

SECONDHAND EQUIPMENT GUIDE



– the prices that equipment has actually sold for as distinct from the price at which the equipment was advertised. Although not covering every item of amateur equipment, the list is fairly extensive so don't miss next month's copy.

What if it breaks down?

Your scribe probably repairs an item of amateur related equipment every day. Over the years certain patterns emerge and, quite often, stock faults occur, particularly as equipment ages. Quite often serious symptoms, ie a totally dead receiver, can have quick and easy solutions. One classic example that springs to mind is the AF series of early transistors, particularly the AF117. I make no apologies for mentioning this problem again since dozens of EC10's come my way with the fault, which is an internal short in the transistor between collector and screen. Check with an AVO on the low ohms range between the two wires of the transistor with the set off. If you have a dead short, then snip the screen wire through and turn on. Motorola car radios of the same era, about 1970, are also now plagued with this trouble – very strange. Purists may like to replace the transistor, but if there is no sign of instability, why bother? I'll hand on stock faults as they occur.

Avoiding a 'lemon'

How does the newcomer, or indeed the experienced amateur, avoid buying a 'lemon'? Your scribe cannot truthfully claim to know all the answers since a rather sad example of an airband transceiver lies on the workbench as I write. It had been mended beyond repair prior to coming into my possession and will require several hours of happy

soldering to get working, but since it only cost 50p I'm not too upset. Suppose you paid real money for amateur gear that burst into flames upon switch on, how would you feel?

A good tip is to look for a label about complying with FCC regulations. This often means that the equipment is designed for American markets. Apart from, maybe, only working on 110V (in which case an expensive autotransformer may be required), the bands covered may not be exactly those of the UK. I've come across several Kenwood examples of the 2200 family that are prime culprits. Not only are they full of crystals that are of no use in the UK, but they are 'peaked' for the American market and have a poor performance on 145 until re-tweaked.

Another good tip is to look for unusual spellings. Colour spelt Color on a TV camera bought for £50 by a friend of mine should have warned him that it was for the American NTSC system rather than the UK PAL system.


Colours of lead out wires can sometimes give a clue – especially the mains cable. You should already know that older pieces of equipment have red, green and black wires, the newer ones brown, green/yellow and blue. Beware white, green and black, often found on equipment from abroad. Unusual mains plugs moulded onto equipment, particularly the 'continental' plug, often indicate 220V. You may be lucky and it will run on 240, but beware!

Finally there should be no trouble demonstrating mobile equipment at a car boot sale. Think about it, there should be a battery in the car! Even if no aerial is available to try out the transmit side you ought to see it light up and hear some kind of noise out of the speaker.

NEW! Britain's biggest & best monthly magazine for sea fishermen

Containing a wealth of information and advice from which every sea angler will be able to learn.

Every issue of **Sea Fishing** will have two or more superb colour features in our own, very distinctive style



CONTENTS

Back to basics ■ Boat fishing – how, when, where ■ Build your own dinghy ■ DIY projects ■ Equipment surveys ■ Fish of the month competition ■ Free competitions ■ Individual species profiles ■ Letters to the Editor ■ Match fishing tactics ■ New product news ■ Personality columns ■ Product reviews ■ Readers' questions answered ■ Readers' record fish lists ■ Sea angling abroad ■ Shore fishing – all the ins-and-outs ■ The story behind the record ■ Tide tables

**ON SALE
AT YOUR
NEWSAGENTS
NOW**

SEA FISHING SUBSCRIPTION ORDER FORM

TO: Subscription Department · Sea Fishing · 513 London Road · Thornton Heath · Surrey · CR4 6AR. Tel: 01-684 3157

PLEASE SUPPLY: (tick box) for 12 issues, all rates include P & P

Inland	World-Surface	Europe-Air	World-Air
£12.20 <input type="checkbox"/>	£13.10 <input type="checkbox"/>	£18.95 <input type="checkbox"/>	£26.10 <input type="checkbox"/>

PAYMENT ENCLOSED:

£ -

Cheques should be made payable to Sea Fishing. Overseas payment by International Money Order, or credit card.

CREDIT CARD PAYMENT  

Signature.....

NAME ADDRESS

.....

.....Postcode

FRG7 OWNERS ARE GOING — DIGITAL AND SIDEWAYS

And you can join them by using our custom designed DFC70 digital frequency counter. The DFC70 is specifically designed for the FRG7 and gives rock steady read out on all bands with 100Hz resolution. Signal frequency is computed and displayed unambiguously on a state of art LCD display specially made for us in Japan. It is not necessary to drill any holes and only one wire has to be connected to a well marked test point in the receiver.

DFC70 Kit £19.95 Built and tested module £24.95

Will also work with the Lowe SRX30 and Drake SSR/1.

With our new FM7 adaptor module, you will be able to receive sideways modulation (FM as it is otherwise known). Our superb state of art FM detector uses the very latest 3359 chip from Motorola, and has a built in IF filter and a variable squelch control for noise free monitoring. Although specially designed with the FRG7 in mind, it will happily work with other receivers or transceivers with a 455kHz IF amplifier. The FM7 will add a whole new dimension to your listening activities. You will of course be able to follow legal CB contacts but you will also hear the exciting DX being worked by amateurs on 10 metre FM. Used in conjunction with our DFC7 counter, you can accurately tune to a specific CB or amateur channel and so be sure that you will not miss whatever goes on.

Kit Price £9.95 Tested Module £14.95 P&P £1.00 (VAT inc.)

For FM reception on receivers with any IF up to 50MHz, the FM 42 is the answer to all your problems. *Please state frequency required when ordering.*
Kit Price £14.00 Tested Module £19.00 p&p £1.00 (VAT inc.)

TIMOTHY EDWARDS MK2 144 MHz PRE-AMP HEAR IT LIKE YOU NEVER HEARD IT BEFORE

We are proud to announce that the well known RF consultant Timothy Edwards has given us the exclusive marketing rights to his new 2 metre pre-amp. Timothy Edwards RF designs are used by British Telecom amongst others and so you can be sure that this pre-amp will perform to perfection. It employs the incomparable BF981 which has a better noise figure at 2M than the often used 3SK88. Spec. Size (tiny) 34mm x 9mm x 15mm (same as Mk1) Noise figure 1.0db Gain 26db **Kit Price £4.95 (inc VAT & P&P).**

TRANSISTOR

2 N6456	mHz 30	PoutW 60	Pin W 1.25	Volts 13.8	Price £5 (inc)	Not 3SK88 but BF981 Better 2M noise figure -0.6db £1.40 (inc) ZTX 501 Gen. purpose PNP 0.5A, 20 for £1.25 (inc)
---------	-----------	-------------	---------------	---------------	-------------------	--

BARGAINS

NEW LCD COUNTERS

At last a new range of 5 digit LCD counters that will cover up to 200MHz and give 1KHz resolution to 39MHz. Ideal for most short wave receivers using common IFs. Similar to the FC177 but cheaper! Supply voltage 5-15V dc. Will operate on 26 different IF offsets. If this counter range won't do what you want probably nothing will. Works with all of Tony Bailey G3WPO designs, ask for conversion data.

DFC40 0-4MHz £14.95 built DFC41 0-32 MHz £18.50 kit DFC42 0-200MHz £21.95 kit

LNA144. OUR ace RF designer Timothy Edwards has done it again! In line 144MHz RF switched pre amp which needs no modification to any rig. Just put it in the co-ax feed, supply 12V and your deaf rx will have ear ache. Uses the BF981 with a total of 4 tuned circuits for the best out of band rejection. The relays are 50ohm gas filled with earthed metal cans and are good to over 800MHz. This was originally designed for 'British Telecom Satellite Division' hence the provision for gold 14GHz SMC connectors. 1dB noise figure and 18dB gain is guaranteed to improve all standard rigs on 144-146MHz. Will fit in standard diecast box (not supplied). Try one in the car under a wing mounted aerial and be surprised. LNA144 kit £14.95. Built and tested module £24.95.

TONE BURST. Probably the smallest crystal controlled unit available. 1750Hz ± 0.1Hz. Supply 5-15V. Will fit in the tiniest of rigs or even microphones.

TBI Kit £6.50

70cm POWER AMPLIFIER At last a cheap and easy UHF power module by TRW the world leaders in RF modules. Only 150mW input for a full 15 watt output all the way from 430 to 440 MHz. Use with an attenuator for your handheld or build a simple TV Transmitter with the circuit provided.
TRW MX15 £12.75

TOP BAND CONVERTER Listen to the other local nets and DX on 160m with any 2m SSB receiver. Does not need a large aerial and will comfortably out perform most commercial receivers.

UC160 Kit £9.95 UC160 built and tested £16.50

2M MONITOR RECEIVER. A superb design featuring crystal and ceramic filters coupled with the MC3359 and BF981 results in an almost bomb proof monitor. Single channel with squelch and 500mW audio amplifier. No coils to wind and little alignment required. Uses standard crystals from 'PM Electronics'. **MON2M Kit £19.95 Built and tested module £29.95.** For professional use on 18-200MHz built and tested module **£38.50** including crystal.

WHO IS TIMOTHY EDWARDS? He's 32, licenced for 14 years, was a senior design engineer at Pye Telecomm and now works full-time for Timestep. He's also responsible at Timestep for designing the synthesizers and down converters for British Telecom used on the current ECS satellite system. He also specified and uses our new Spectrum analyser and signal generators costing over £40,000. Now you can see why our amateur modules always work properly and have full meaningful specifications..

GAS FILLED RF RELAY

New Japanese 50 ohm low loss gas filled RF relay. Only 0.3dB loss at 430 MHz with 35 watts input. Ideal for switching pre-amps and the TRW MX15. BSWR 1.5:1 at 1GHz. 12 volt coil. **DR12V £4.75**

All prices include postage and VAT. Send 35p for individual data on any of the above. Mail order only. Please allow up to 28 days for delivery.
TIMESTEP ELECTRONICS LTD, WICKHAMBROOK, NEWMARKET, SUFFOLK.
TELEPHONE NO 0440 820040 TELEX 817015 TIMST G



FREE CLASSIFIED ADS

FREE CLASSIFIED ADS CAN WORK FOR YOU

We are pleased to be able to offer you the opportunity to sell your unwanted machine or finds or advertise your 'wants'.

Simply complete the order form at the end of these ads, feel free to use an extra sheet of paper if there is not enough space. We will accept ads not on our order form.

Send to: **Amateur Radio Classified Ads**, Sovereign House, Brentwood, Essex CM14 4SE.

DEADLINE AND CONDITIONS

Advertisements will be published in the first available issue on a first come first served basis. We reserve the right to edit or exclude any ad. Trade advertisements are not accepted.

FOR SALE

- Robot 400 slow scan television, slow to fast and fast to slow scan converter. £290 plus carriage. No offers. Dave Lane (G3VOM). Tel: 061 794 6659
- RTTY to TV converter, Model MM2001 for sale or exchange for good quality CB, AM, FM, USB, LSB, plus usual facilities expected on this type of rig. Also CB for use abroad. Offers to Claude. Tel: 01 431 2919 (evenings)
- Secondhand valves, assorted, Sharp radio record player. £30. Russian 8 wave band radio. £23. Thompson, 12 Fyfield Road, London E17 3RG
- Morris Mini Cooper 998cc, MOT Nov, original condition, used as second car, not raced or messed about with. Now for sale, due to change of employment. Will swap for Vic 20 or Commodore 64 plus cash. Also included is a garage full of spares. No time wasters. Asking price for cash £500 or swap 2m multi. David Dixon, 3 Towns End, Wyllye, Warminster, Wilts. Tel: Wyllye 09856 327 (evenings)
- Become a Radio Amateur with help from Dover YMCA Amateur Radio Club. We can teach you wherever you live in the country. Write for details to RAEC, Dover YMCA, 2a Leyburne Road, Dover, Kent CT16 1SN. Feel free to include any queries you have about our hobby of amateur radio. P J Pennington, 146 Elms Vale Road, Dover, Kent CT17 9PN
- Sony CRF320, 32 bands, long, medium, VHF digital read out on short wave, mint condition. £250. Tel: Dereham, Norfolk 0362 2143 (after 6.00pm)
- £505 worth of 48K ZX Spectrum, Radsoft RTTY/CW receive interface with software, Maplins RS232 interface, Kempston joystick interface with quickshot joystick, together with £310 worth of games software. Selling for £250 ono. Robert Playford, 21 Lammas Road, Watton-at-Stone, Herts SG14 3RH. Tel: 0920 830491
- Power supply 13V, 15 amp £60. Oric Atmos RTTY program £9.50. Atmos/Electron Morse tutor £6. QTH locator, handles Lat/Long, QRA and world wide locator codes £5. Also Sinclair QL programs MML 144/100 2 metre linear £70. Trevor Tugwell, 11 The Dell, Stevenage, Herts. Tel: 0438 354689
- Shimizu SS105S HF all mode transceiver, fitted FM boards and CW filter. Absolutely as new condition. £275. Might also sell matching homebrew 2m transverter, 16W output, BF981 front end. £60. G4ILC. Tel: Colchester 572685
- Icom ICB-1057 modified for ten metre FM band with 20 channels, complete with circuit instruction book, mobile mounting bracket and mic. In original packing. £30. Ex-Gov't, 33ft fibreglass whip antenna, made in approximately 4ft screw together sections, complete with insulated base-mount plate. £30. Buyer to collect or arrange carriage. H Stogdale (G4FEQ), 14 Main Street, Ledston, Castleford, W Yorks WF10 2AA. Tel: Castleford 0977 552862
- Icom R70 Rx, excellent condition with Icom FM board fitted. In original packing, a bargain at £400. Tel: Newcastle-upon-Tyne 0632 673507
- FRG7 Yaesu communication receiver, excellent condition. Also 2 metre converter. £135. For both, buyer must collect. Tel: 0533 738377
- Racal RA1217 digital general coverage receiver 0-30MHz in 30 bands, all filters. £320 plus carriage. FV901DM digital scanning VFO, as new. £100 plus carriage. (G3WMX) Tel: 073687 405
- Need a handy around the house, but put off by the price? Then buy my FDK Plamsizer Two. All you need and more! 145-146MHz in 25Kc steps, switchable auto toneburst, repeater shift, 1watt out, Nicads and charger, will run from 12V direct, speaker mike, real leather case, helical and 1/4 wave whip, carry strap, 3/8 telescopic whip. £60 ono. Tel: 01 247 6097 (day)
- Realistic PRO2001 scanning receiver 16560

- freqs, complete with Discone antenna and VHF/UHF portable antennas. £90. Also Realistic DX200 comms recvr. £65 ono. Both in mint condition, complete with handbooks and original packing. Lowe TX40 CB Tx/Rx complete with SWR meter, Ant tuner and AR2 legal antenna. £30 ono. G P Alban, 12 Ingram Crescent, Dunsroft, Doncaster DN7 4JG. Tel: John (G6UGU, QTHR) 0302 841530
- Shibaden FP-100 studio camera, Fujinon 200m lens, 20-100mm cables, sync gen, effects gen, GWO £180 ono. Racal 811R VHF freq. charger. £60. Dymar 931 radiotelephones £15 each. Ness MC934 CCTV camera £15. Ikegami VR611 CCTV camera £18. Inegami VR622 £20. Decca colour monitor 22in £25. Mono monitor 24in £7.50. Heath HA-202, 2 mtr linear 40W £22. 52 set. Offers. R Hill, 7 Willowbrook, Greytrey, Ross-on-Wye, Herefordshire HR9 7HN
- Morse tutor program for BBC Micro. £3.50. Morse Rx/Tx program for BBC. £4. 747 Flight Program. £3.50. Also other amateur radio programs available. Circuit diagrams and constructional details for many projects, both valve and transistor. Many old and new valves available, due to shack clearout. SAE for full list. Wanted double beam oscilloscope, fully working, with manual if possible. C J Duffy, 105 Cranbrook Street, Oldham, Lancashire OL4 1QH
- RCA AR88 com Rx, spare set of valves, manual recent alignment. £55. Pye boot mount Vanguard AM25b £12. D J Plant, 15 Heathcombe Road, Bridgewater, Somerset. Tel: 0278 423288
- Labgear LG300 CW amateur bands transmitter. Also Woden UM2 power supply and modulator, neither in working order but could be made workable. Ideal for valve enthusiast. Circuit diagrams also available. £70 the lot. Buyer must collect. A Mackay, 20 Broom Covert Road, Swinfen Hall, Lichfield, Staffs. Tel: Shenstone 480909
- Recently registered disabled person has, as new, a Unisex fully adjustable fold-up bicycle, complete with 3 speed gears, dynamo lighting. (Protective covering still on aluminium mudguards). Also 14 volumes Radio & Television Servicing by J P Hawker published by Newnes. Vol 1 Radio/Receiver Practice 1946-55. Television 1948-55. Vol 14 Radio & Television Models 1967-68. Exchange for aerial rotator and controller in good working order. Tel: Minster 0795 876091
- Sell or swap electronic typewriter (EX 44) with 6K matching memorymatic (M44) unit. Has correctable function and twin keyboard facility plus other features. Cost over £500. Selling in as-new condition with manual £330 ono or swap for Yaesu FRG7000M or Trio R2000 W/VHF facility. Buyer or swapper to collect. Also for sale Sony TC-377 four track stereo tape deck with three speed, three head and sound on sound, plus mike atten'r facilities. With owner's manual. Takes up to 7in reel size. £135 ono. Buyer collects. QTH very close to gate 8/M1. Tel: Hemel Hempstead 0442 45649 (weekday evenings only)
- Four Eimac 4CX250B valves, 2 SK610 bases, 2 chimneys. All new and boxed. Abandoned project. Tel: 0635 25301.
- Pye pocketphones PFI receivers, one crystal and tuned for RB11 with BNC socket fitted £12. One not converted but very sensitive £5, or £15 for both. Also Zetagi B70 SSB/AM linear amplifier, 4W in 20W out £25 ono. Tel: Alan G1DJG. 0297 33871.
- Trio 9130 and BO9 base £320. Kenwood TS 130S with ATU 130, VFO 120, SP120, PU30, MC35, mobile mount. Complete station £500. Daiwa rotator £75. 13 element portable Tonna £10. Tel: 0229 23348 (evenings).
- Yaesu FRG7 general coverage receiver, digital readout, excellent condition £120. FRT7700 ATU for receivers £30, perfect order. Mr Jenkins, 61 Edinburgh Street, Swindon, Wilts SN2 6DE. Tel: Swindon 725914.

- Manuals USA, BC610, SCR211 reperf, type 14. Printer TG7A/B, TG37, TT12/13, 21/25, 26/52. B28, RA63D, antenna AB38/CR. British TF144G. Heathkit SB301, IM13U, Iliffe TV servicing, two vols. Second thoughts radio theory. Newnes TV engineers pocketbook. Pitman worked radio calculation. Mazda Pal receiver servicing. McGraw-Hill colour TV theory 1929. General catalogue radio apparatus illustrated. Drake SPR4 comm Rx. Datong ANF auto filter. SWR bridge. Offers: Trowell G2HKU, Hamlyn, Saxon Avenue, Minster, Sheerness, Kent ME12 2RP. Tel: 0795 873100
- As new, Icom IC7400. Used Rx only, less than one year old £485. Daiwa AF 600K all mode active filter £45. Tel: 0322 63968.
- Zenith R7000 £350. Mint. Exchange 35mm Nikon camera - video recorder, WHY. C Haynes, 13 Lionel Road, Eltham, London SE9 6DQ. Tel: 01 850 1543.
- Trio communications receiver, model 9R-59, 0.55MHz to 30MHz £50. Microwave modules, 144MHz from 10 meters transverter £85. Wanted FT290R. J S Park, 17 Brathwic Place, Brodick, Isle of Arran KA27 8BN. Tel: 0770 2515.
- Ham international, Major M588, USB, LSB, AM, FM, 26.515 to 27.855MHz. 5KHz shift. Zetagi BV131, 200W, linear amp. Eurosonic 178, power/SWR/mod/FS meter/matcher. Zetagi P27, RF preamp. Superb condition, only eight months old, current owner now licensed. £130 or exchange HF receiver in good condition. Tel: Ron, Camborne (Cornwall) 0209 718021.
- Bearcat 100FB, 16 channel synth'd hand-held scanner, Nicads charger, PSU, cost £345. Would exchange for hand-held 2 metre Tx/Rx, prefer FT208R with Nicads. Others considered, WHY. Will sell for £200 ono. Mike Cochrane, 57 Goulden Street, Seedy, Salford, Lancs M65PZ. Tel: 061 736 5422.
- Home base CB aerial. Sirtel signal keeper, fully legal for CB, a quality aerial, brand new (landlord refused to let me put it on the roof), cost £22, nearest offer to £15 buys. CB slide mount, as new £3. Very large quantity of electronic components. R's, C's, transistors, IC's, diodes, coils etc. Over 50,000 pieces. The bargain of a lifetime for £25 the lot. Various equipment, PC boards for spares £10 the lot. Tel: 021 472 3688. (Try anytime. Delivery anywhere easily arranged).
- Realistic DX200 receiver, in mint condition, with instruction manual. 0.15MHz to 30MHz, AM, SSB, CW, CB. 10dB signal to noise ratio, price £65. Apply: Sheppard, 86 Sandcroft, Sutton Hill, Telford, Shrops TF7 4AD.
- Yaesu FRG7 general coverage receiver, one owner, first class condition, manual, original packing, can demonstrate £125. Buyer collects. N Richardson, 2 Edna Road, Ringlestone, Maidstone, Kent ME14 2QJ.
- Trio 2400, 2 metre hand-held, complete with Nicads and charger elt £125. General coverage receiver, Century 21, 0.15KHz to 29.999MHz AM USB. LSB £70. Crushcraft 2 meter 13 element beam £25. 2 metre 5/8 wave ant on Mag Mount, complete with coax etc £12. Texas Instruments T199 computer £40 ono. Tel: Chester 0244 311496
- Audioline 341 CB £25. Ext SP852 £4. RD6 resistance box 10 to 1MΩ £15. Also loads of capacitors, transistors, transformers, IF coils, variable capacitors, switches, valve holders, connectors, LED's, neons, videwound, plus high wattage resistors. Very high current relays, fuse holders, fuses. All of this due to a long awaited shack cleanout. Bob Jones. Tel: 0685 74061
- Straight swap Brenell MkV, series M, reel to reel tape recorder. Four speeds, monitor facilities etc. Also Jason FM tuner for fully synthesised 70cms mobile multimode. Contact: Ray (G1FDI). Tel: 01 693 6137. (Office hours only).

FREE CLASSIFIED ADS

FOR SALE

HP41C port computer b/n £95. VHF comm mags 1968-83, full set £25. BBC printer cable to any Tandy printer £12. LCD digital mult/m, 16 auto ranges, b/n £30. 8 digital LCD Thandor freq counter 0-600MHz. 10mV sensitivity, b/n £150. Rotring drawing system A3 rapid board, heads many pens, templates etc. All b/n, boxed, cost £170, sell £50. Ultrasonic alarm, one unit, go anywhere, cost £150, sell £35. Tel: Peter 047 385526.

■ Sony CRF320 professional communication receiver, FM/M/LW superhet SW. Synthesised double conversion, 30 bands, 1MHz 1-30MHz. Digital readout, AM, U/L, SB, CW modes, 110/250ac or 12V dc input. Quartz clock and timer, condition as new. Cost over £700, accept £300 ono, or exchange expansion box and disc drives for TRS80, Model I. D Heath, 15 Hollybank Avenue, Upper Cumberworth. Tel: 0484 606542.

■ Racal RA17L receiver, good condition, offers, or would swap for pair of hand-held's, Pye etc. Must be working. Jones, 3/11 Brooklea Grove, Kings Norton, Birmingham B38. Tel: 021 451 2074.

■ Zetagi BV131 mains linear amp, 26-30MHz, 100-130 watts, AM/FM, 200-250 SSB. Brand new in box, with instructions. Swap for 48K Spectrum or Sx200N scanner or good 2m RIG or 2m hand-held. R Twose, 14 Green Road, Headington, Oxford. Tel: Oxford 65156 (after 5pm on Sunday).

■ Shinwa CP80, dot matrix printer, Centronics interface. Swap for Yaesu FT290R etc. Dave. 76 Medway, Crowborough, East Sussex. Tel: Crowborough 63910.

■ DR31 Panasonic, 32-band shortwave receiver with Yaesu antenna tuner, perfect condition and good reception on many overseas radio broadcasts, just £150 with headphones. Tel: 01 441 2060.

■ Ino digital voltmeter, type DM2022S, maker Digital Measurements Ltd, with LF amplifier, Module A1 and RMS detector, Module B1. Good condition, £250.

Also video oscillator by Marconi. Signal generator, type 65B £125. C Rogers, 64 Armagh Road, Newry, N Ireland. Tel: Newry 67766.

■ Dymar 3 channel portable. Complete with xtals for R2, S20, S16. 4 battery packs and Dymar automatic battery charger. Not fully working, as lost interest. Sell £35 or swap for 2m pre amp (mast head) or long 2m Yagi or anything interesting. Terry, G1AMQ. Tel: Heath Hayes 0543 75410 (after 6pm).

■ Yaesu FT77 HF mobile, as new. £350 ono. Also Datong Morse tutor £25. Buyer collects. G4XLH. Tel: Bath 317411 (evenings only).

■ Trio R2000 receiver, six months old, with 144/28m converter £350 the two. Tel: Ipswich 830468.

■ Discone antenna £5 each plus £2 postage and packing. M Marsden, 205 Moss Lane, Burscough, Ormskirk, Lancs L40 4AS.

■ Icom 740, HF, RIG with FL44, FL54, FM board, keyer etc. Used only two months, as new in box £500 ono. Tel: Clive, G4TIH. 01 834 7296 (work days).

■ Rotator head (RH2) for Altron SM32 mast. Drilled for KR600 rotator, mint condition, complete with separate drilled plate for K5065, mast support bearing, £20, carriage extra. ICS Amtor program for BBC £40. Tonna 23cms Yagi (new) £22. 4-way power splitter £23. Stacking frame £16. Cushcraft 2m Ringo II colinear base antenna (new) £36. Yaesu FT225RD, 2m, Tx/Rx, perfect condition £450 (rare item s/h). P Chamberlain, 9 Goffs Close, Crawley, Sussex RH11 8QB. Tel: Crawley 0293 515201.

WANTED

■ HQ1 or G4MH mini beam and rotator and ATU KW107 transmatch or similar. Can swap superb B40 Admiralty receiver, recently serviced and aligned. Letters only to: Mel (G4WYW), 41 Setley Gardens, Strouden Park, Bournemouth, Dorset BH8 0HQ

■ Plug 3-pin for R107, high price OK. Marconi Atalanta Rx, top quality, quote price. Marconi 118M alias AD94 Rx with dyno. Cyril Marshall, 26 Main Street, Loughgall, Armagh, N Ireland BT61 8HZ

■ Single or double trace oscilloscope. R Lucking, 62 Ember Farm Way, East Molesey, Surrey KT8 0BL. Tel: 01-398 3603

■ 19 set and 19 set Variometer, mains plug for

Marconi CR100 Rx, commercially made PSU for R1155N Rx, antenna base for 62 set. P Cleaver, 86 Main Road, Dovercourt, Harwich, Essex CO12 3LH. Tel: Harwich 2195

■ Three-D stereo views, 3-D camera, holiday (summer or weekend) or WHY. Williams, 25 Glenmore Road, Oxton, Birkenhead, Cheshire L43

■ DG5 digital frequency readout for Trio/Kenwood TS520S. Also wanted DC/DC converter for same. Will consider other frequency counter compatible with unit. Tel: Ian. 0283 212157

■ Swan 102/3 BX, Tentec Corsair, Trio 930, Dentron MT3000 ATV. Must be in good condition and a reasonable price. W C Moscrop, (G4EMG) 91 Buxton Road, Stratford, London E15 1QX. Tel: 01-534 3460

■ SSB unit 200 for Grundig Satellite 2100. Short wave receiver. K Burrows, 14 Charles Street, Inverallochy, Fraserburgh, Aberdeenshire AB4 5XX.

■ FRG7700 with AT4 active ant. Swap my FT101 MkII CW crystal filter control 10A, 10B, 10C, 10D, 11, 15, 20, 40, 80, 160 JY WVV perfect condition. Spare Tx valves. Call any time. H W Elvin, 214 Horninglow Road, Firth Park, Sheffield S5 6SG. Tel: 389202 (11am to 4.30pm)

■ Any info circuits handbook for Astronic 10W amp Type A1760. Would like to buy the control unit etc for this unit. W Pascoe, 54 Laburnum Close, Falmouth, Cornwall TR11 2HU

■ Valves W81 or equiv's 7H7, W143, W148 to fix BRT 400 Rx. Also manual or any info for Gertsch freq meter model No. FM3. Ed (G8FAX). Tel: Rayleigh 0268 770716 (evenings)

■ Yaesu FC902 or similar. Also other types of ATU considered, like Trio 230, KW107 SFM etc. Also wanted Yaesu FTV902R or similar and desk mike for FT1012. V Sayer, 10 St David's Road, Locks Heath, Soton. Tel: Locks Heath 84340

■ FT480R in good condition. Have Trio R-300 gen coverage Rx. £60 ono. Tel: Bristol 0272 719163

■ Acorn Electron with extras if possible. Robert Playford, 21 Lammas Road, Watton-at-Stone, Herts SG14 3RH. Tel: 0920 830491

■ Any information circuit diagrams etc on Tx/Rx Burndep BE201 100MC/S to 156MC/S, plus any crystals to fit same radio. All letters answered. Wegg, 23 Kerdane, Dane Park Road, Hull HU6 9GB. Tel: 855052

■ Manuals for Texscan 100MHz sweeper, Model VS30, Marconi IF995A/2 sig generator, Marconi VF899 valve voltmeter. Your price paid. J M Allsop (G1FEX), 15 Woodland Grove, Woodhouse, Notts NG19 8AZ. Tel: Mansfield 0623 841709

■ February 1984 issue of Amateur Radio. Price paid depends upon condition. Tel: 0452 67377 (after 4.30pm)

■ Ekco radio, Model A28. Any condition. Frank Cho-Yee, 27 Lea Crescent, Ruislip, Middlesex HA4 6PN. Tel: Ruislip 33949

■ Information on Burndep BE 201 Tx/Rx, ex-Army circuit diagrams or any kind of help on getting same operational. Wegg, 23 Kerdane, Dane Park Road, Hull HU6 9EB. Tel: 855052

■ A handbook for Labgear LG300 Tx (1955) and a service manual (not a handbook) for Racal 17L Rx. Will gladly pay for a loan of either to photocopy, if you don't wish to sell. Phone or write. All letters answered.

Dave Marshall (GM4RKA QTHR), Beech Cottage, Main Street, Ormiston, East Lothian, Scotland EH35 5HT. Tel: 0875 610778

■ Exchange Colonel FR360 mobile transceiver 26.965MHz-28.805MHz, AM-SSB with turner M+2U mic and rotel RVC 240FM with Ham International TW2325 mic. Also Bremi 3A power supply, Zenith Electronics P202 speech processor. RA201 reverberator plus gap. 27MHz, 1/2 wave for Belcom LS102L, 26MHz-29.999MHz and suitable PSU. Or any other radio eg Yaesu, Trio etc with above spec. Must have AM USB and LSB. Please write to: S J Bishop, 22 John Street, Brightlingsea, Essex CO7 0NA

■ Crystal wireless set for exhibition. Must be genuine item of the 1920's. Details to: Stan (G3XON), 14 Dagden Road, Shalford, Guildford, Surrey GU4 8DD. Tel: Guildford 0483 36953

■ MBARO Morse reader RTTY, ASC11. Tel: 029 922 279

■ Constructional details for 10 metre linear amp.

Also wanted any details of improvements or mods for old AR88 receiver. Tel: 040 924 435

■ Second-hand, hand-held, synthesised scanning radio, must have aircraft band 118-136MHz. Suggested makes - Tandy, Bearcat or Regency. Tel: 01 998 4336

■ Gemscan 70 or PRO2002 50cm scanner or similar AM+FM, all bands. Also 70cm Rx, TV converter. (G8RHU). Tel: 0273 516801

■ 934MHz CB transceiver in working order, with or without antenna and rotator. State make and price required. M Marsden, 205 Moss Lane, Burscough, Ormskirk, Lancs L40 4AS

■ Yaesu FT-225RD wanted in good condition. Would be prepared to travel to collect. Chris Kelland (G6LRY), 40a Kingfishers Grove Village, Nr Wantage, Oxon OX12 7JN. Tel: 023 57 2205

■ ICOM-ICB1050 CB transceiver, which must have 3 crystals and an integrated circuit Motorola chip with the number MC145106 on it. I will pay the very top price. Ian Macadams, 9 Walpole Road, Boscombe, Bournemouth, Hants BH1 4HA

■ Exchange Colonel FR360, 26.965MHz-28.805MHz, AM, SSB, digital freq readout with turner M+2v mic and Bremi BRL210 2 months old for Eddystone 770/R receiver or any receiver with same spec, must have 27MHz FM. Mr S J Bishop, 22 John Street, Brightlingsea, Essex CO7 0NA

■ Any bits and pieces for R1155 or R1154, for restoration work. Incomplete sets, valves, knobs, switches, capacitors etc including plugs, sockets and leads. Send or phone details. All letters and queries answered. Mr G B Howell, 37 Milton Abbas, Blandford, Dorset DT11 0BP. Tel: 0258 880523

■ Radio mags of the 1940's to 1960's and early items of radio equipment to form basis of the 'Max Loveless Pioneer Memorial Collection', Tasmania. Also handbook for wireless set No 19 (ex-World War Two) and copies or photocopies B28, B40 handbooks. Seamail postage by arrangement. Some limited funds available. John Rogers, Darville Court, Blackman's Bay, 7152 Hobart, Tasmania VK7 JK. Tel: 010-61 02 293402

■ Hammerlund Super Pro or BC779, BC794, BC1004 or R129, scrap or working with power unit RA74C, RA94A or RA84B or output t/former and good cabinet. All replies answered. S A Wright (G4LBY), 22 Crown Street, Mansfield, Notts NG18 3JL. Tel: 29473 (evenings or weekends)

■ Manual or circuit diagram, or both, for communication receiver SR-550 by Star Co Ltd. Eagle Products. R Connell, 15 Firthcliffe Drive, Liversedge, West Yorks WF15 6HR. Tel: Heckmondwike 404410

■ Exchange ICOM IC25E 1W 25W, plus VIC 20 for FRG7700 or similar. Computer, has adaptor for use with any cassette player. Contact: Jim. Tel: 0504 59634

■ Antenna suitable for Tx on 104MHz VHF. Well made up or bought at fair price. Urgent, large outdoor antenna. No rubbish please. Andy. Tel: Wraysbury 2617 (7.30pm to 8.30pm)

FREE CLASSIFIED ADS FREE CLASSIFIED ADS CAN WORK FOR YOU

We are pleased to be able to offer readers the opportunity to sell your unwanted equipment or advertise your 'wants'.

Simply complete the order form at the end of these ads, feel free to use an extra sheet of paper if there is not enough space. We will accept ads not on our order form. Send to **Amateur Radio**, Classified Ads, Sovereign House, Brentwood, Essex CM14 4SE.

DEADLINE AND CONDITIONS

Advertisements will be published in the first available issue on a first come first served basis. We reserve the right to edit or exclude any ad. Trade advertisements are not accepted.

Voucher removed

COMING NEXT MONTH

Amateur
RADIO

ANGUS MCKENZIE G3OSS

tests the new Mutek HF transverter

SCANDINAVIAN ACTIVITY CONTEST

Nigel Cawthorne G3TXF looks at this big September HF event

NICAD CHARGERS

Stephen Ibbs G4LBW says build your own and save money

GETTING STARTED

Peter Dodson on setting up your own station

PLUS DX Diary, On the Beam, SWL, Straight and Level, your letters and features covering the whole of amateur radio

DON'T MISS the September issue – on sale 23 August

To be sure of your copy of *Amateur Radio* complete the newsagents order form in this issue or take out a post-free subscription

COMING NEXT MONTH

Amateur RADIO SMALL ADS

G3SRK MORSE KEY (Direct form Manufacturer)

As used by Govt. Establishments in over 60 countries
NOW AVAILABLE TO AMATEUR FRATERNITY
£9.00 inc. VAT and carriage UK
J SYKES, 7 Top o'the Hill, Slaithwaite, HUDDERSFIELD HD7 5UA

HEATHERLITE MOBILE MICS

Made to help you drive safely

Reasonably priced to suit your rig, head/neck band, electret mic, control box, variable mic gain, scanning buttons, plug fitted - superb quality. Priced from £20.50 inc.
FULLY GUARANTEED
Ring for Details - Heather G8SAV (0401) 50921

BOOTH HOLDINGS BATH

Tues to Sat 9.30am to 9.00pm
Tel: 0221 7402
For All Wireless Needs

ANTENNA INSULATOR KIT

Make up Balanced Open Wire Feeders in minutes for your G5RV, Zepp etc. Kit includes 25 light weight low loss clip on Feeder Spreaders and 3 heavy duty Ribbed Insulators. £5.60 p.p. 40p.
Viola Plastics
36 Croft Road, Hastings, Sussex

Personalised jumpers with your own wording and call sign.

SAE for details to:
'Keansy', PO Box 42 Stroud GL6 9AG
or ring Stroud (04536) 5424

Ant Products

All Saints Industrial Est
Baghill Lane, Pontefract West Yorkshire
Telephone (0977) 700949

TIGER LY9 70 Cms Antenna

New from Ant Products, a superb addition to the range of renowned antenna, the Tiger LY9 for 70 cms. A light weight antenna with a heavy weight signal. Offering a high 11db gain on a 58 inch boom length. Great for vertical or horizontal mounting. Supplied in matched pairs for the ultimate Oscar station complete with all hardware for mounting with elevation control. Precisely adjustable for angle in order to get the best performance. Also including matching unit for circular polarisation. Right or left hand can be chosen with equal efficiency. Last but not least our famous two year guarantee and full back up service.

Write now for full details enclosing a SAE plus 25p in stamps

DW ELECTRONICS G3 XCF

Amateur Radio Supplies
71 Victoria Rd, Widnes
Tel: 051-420 2559

Open Mon-Sat 9.30-6 (closed Thurs) Sun 9.30-12
 We supply Yaesu, ICOM, Tonna, Jaybeam, Microwave Modules, Datongs etc

SOUTH-DOWN RADIO SUPPLIES 40 TERMINUS RD EASTBOURNE (opp. Railway Stn.)
Tel: (0323) 639351
Open: Mon-Sat 10-6 (Closed Tues)
 Amateur Radio Equipment Yaesu, Icom, Standard, Tonna, Drae, Kenpro, Halbar, Wood & Douglas, Daiwa.

RTTY THE EXPANDING MODE

Build your own terminal unit to interface your micro to a receiver or transceiver.

PL1
 FP1
 PLL T.V. . . . Kit..... £13.50
 built module..... £18.50
 Power supply & pre-filter Kit..... £11.25
 built module..... £14.65

Software also available - please enquire
 For full catalogue send s.a.s.e. to
 Please add V.A.T to all prices

PNP Communications (AR)

62, Lawes Avenue, Newhaven
East Sussex BN9 9SB
Telephone (0273) 514465

MORSE READING PROGS

Work on clean signals without hardware interface. ZX81 1K UNEXPANDED MEMORY. Translated code, with word and line spaces for easy reading. Automatic scroll action. £7.00 incl. SPECTRUM 16-48K. Scroll action with 10 page scrolling memory. Instantly accessible page by page £8.00 inc. All types variable speeds. Feed signal direct into EAR socket.
Pinehurst Data Studios, 69 Pinehurst Park, West Moore
Wimborne, Dorset BH22 0BP.

Eastern Communications

31 Cattle Market Street
NORWICH
(0603) 667189
 MON-FRI 9.30-5.30 SAT 9.30-5.00
 MAIL ORDER ACCESS/BARCLAYCARD

Amateur RADIO

This method of advertising is available in multiples of a single column centimetres - (minimum 2cms). Copy can be changed every month.

RATES

per single column centimetre:
 1 insertion £7.00, 3 - £6.60, 6 - £6.30, 12 - £5.60.

SMALL ADS

AMATEUR RADIO SMALL AD ORDER FORM

TO: Amateur Radio · Sovereign House
Brentwood · Essex CM14 4SE · England · (0277) 219876

PLEASE RESERVE.....centimetres by.....columns

FOR A PERIOD OF 1 issue..... 3 issues..... 6 issues..... 12 issues.....

COPY enclosed..... to follow.....

PAYMENT ENCLOSED:..... £ —

Cheques should be made payable to Amateur Radio. Overseas payments by International Money Order

CHARGE TO MY ACCOUNT.....

COMPANY

ADDRESS

SIGNATURE **TELEPHONE**.....

C P I




MICROWAVE MODULES LTD

NEW!

MML 144/200-S: 144 MHz 200 WATT LINEAR AMPLIFIER

NEW!



FEATURES

- * 200 watts Output Power
- * Linear All Mode Operation
- * Suitable for 3, 10 & 25 watt Transceivers
- * Ultra Low-Noise Receive Preamp — Front Panel Selectable
- * Relative Output LED Bar Display
- * Equipped with RF Vox & Manual Override
- * LED Status Lights for Power, Transmit, Preamp on and Input level

£245 inc VAT (p&p £4.50)

144 MHz HIGH PERFORMANCE RECEIVE CONVERTER: MMC 144/28 HP

NEW!



FEATURES

- * Excellent strong signal handling characteristics
- * Gasfet RF amplifier
- * High level double-balanced mixer
- * Harmonic-free, regulated oscillator

Input frequency range: 144-146 MHz
 Output frequency range: 28-30 MHz
 Typical gain: 20 dB minimum
 Noise figure: 2 dB
 3rd order intercept point: + 19 dBm (output)

Image rejection: 60 dB
 Input/output impedance: 50 ohm
 Power requirements: 13.8V at 75mA
 Power connector: 5 pin DIN socket
 RF connectors: SO239 or BNC, please specify

Size: 110 x 60 x 31 mm (4 3/8 x 2 3/8 x 1 1/4")

£42.90 inc VAT (p&p £1.25)

1296 MHz GaSFET PREAMPLIFIER — MMG1296

NEW!

This GaSFET 1296 MHz preamplifier is constructed on high-quality Teflon glass-fibre pcb and includes a microstripline filter which provides excellent rejection to mixer image frequencies and out of band signals. It has a power gain of 18dB and a noise figure of 1.2dB. The power requirements are 13.8V at 35mA and the unit is fitted with 50 ohm BNC sockets.



£59.95 inc VAT (p + p £1.25)

MMC50/28S — 6M CONVERTER

This new Converter has switched oscillators to provide coverage of 50-54 MHz on a 28-30 MHz receiver. The design utilises MOSFETS in the RF amplifier and mixer stages, and the local oscillator is regulator controlled.

INPUT RANGES: 50-52 MHz OUTPUT RANGE: 28-30 MHz
 52-54 MHz
 OVERALL GAIN: 30dB NOISE FIGURE: 2.5dB

£34.90 inc VAT (p + p £1.25)

NEW!

OUR ENTIRE RANGE OF PRODUCTS WILL BE EXHIBITED AND ON SALE AT MOST OF THE 1984 MOBILE RALLIES BY OUR OWN SALES TEAM, COME AND TAKE A CLOSER LOOK

ALL MICROWAVE MODULES PRODUCTS ARE FULLY GUARANTEED FOR 12 MONTHS (INCLUDING PA TRANSISTORS)



VISA

WELCOME

MICROWAVE MODULES(REW)

BROOKFIELD DRIVE, AINTREE, LIVERPOOL L9 7AN, ENGLAND

Telephone: 051-523 4011 Telex: 628608 MICRO G

CALLERS ARE WELCOME, PLEASE TELEPHONE FIRST

HOURS:
 MONDAY-FRIDAY
 9-12.30, 1-5.00
 E. & O.E.