

Industrial Receiving-Type Tubes

Industrial
Military
Commercial

RCA

Table of Contents

	Page No.
Introduction	3
Application Guide	4-7
Types for Mobile and Fixed-Station Communications:	
Mobile —	
Types Operating from Batteries and Battery Charger Systems:	
Nominal 12-Volt Systems	8
Nominal 6-Volt Systems.....	8
Nominal 24-Volt Systems	8
Filamentary-Cathode Types.....	8
Other Types Suitable for Mobile Applications	8
Fixed Station —	
RF Power Amplifier, Oscillator or Frequency Multipliers— Class C	9
AF Power Amplifiers or Modulators — Classes A ₁ , AB ₁ , AB ₂ or B	9
"Special Red" Types	9
Types for UHF Applications.....	9
Rectifiers and Diodes	10
Types for Stabilization of DC Voltage Supplies	10
Other Types Suitable for Fixed-Station Applications.....	11
Types for Other Industrial Applications:	
Trigger Types (Gas-Filled)	11
Types for On-Off Control Applications.....	12
Other Special Applications:	
Indicator-Type Electron-Ray Tube	12
Low-Microphonic-Amplifier Types.....	12
Mechano-Electronic-Transducer.....	12
Pentagrid-Converter.....	12
Intermediate-Loss Micanol-Base Types.....	12
Voltage Amplifiers	12
Key to Abbreviations, Quantity Symbols & Unit Symbols	13
Key to Terminal Diagrams	13
Terminal Diagrams	14-16
Socket and Connector Information	16
Industrial Receiving Types vs Prototypes	17
Prototypes vs Industrial Receiving Types	17
Interchangeability List (Domestic or Foreign vs RCA Replacement Types)	18, 19
Index	22
RCA Sales Offices	23

Information furnished by RCA is believed to be accurate and reliable. However, no responsibility is assumed by RCA for its use; nor for any infringements of patents or other rights of third parties which may result from its use. No license is granted by implication or otherwise under any patent or patent rights of RCA.

Introduction

With the increasing demands on modern communication technology, the need for a line of highly dependable receiving tubes is more pressing than ever. RCA has met this challenge by developing and maintaining a highly-reliable line of tubes designed to provide dependable, high-level performance.

RCA's premium line of industrial-receiving tubes is designed, manufactured, and tested to meet the stringent requirements of communication and other industrial applications. All RCA Premium Types undergo the following testing and sampling procedures.

Every tube manufactured must meet a 0.4% quality control level for the most important electrical parameters such as gm, plate, screen, and heater current along with control of: heater-to-cathode leakage; reverse grid current caused by gas evolution or grid emission; and high-resistance, brief-duration, interelement shorts. In addition, other quality-control tests (typically having 2.5% to 6.5% AQL's) are designed to check mu, interelectrode capacity, cut-off plate current, insulation resistance, and screen-grid emission, on each production lot.

Glass-strain, base-strain, shock, and vibration tests are performed on each production lot to insure mechanical integrity of tube structure. After undergoing a shock test of 600 g's or more, the sample tested must meet electrical test limits reduced only slightly from initial limits.

Life testing is the most significant part of the RCA Premium-Tube testing program. Increased reliability of each production lot of a given type results from: (1) 1000 hour, elevated temperature, full dissipation life tests of larger sample sizes (20 to 32 tubes) and (2) electrical testing at 1000 hours for characteristics such as gm, plate current, reverse-grid current, and insulation resistance. Small acceptance

numbers assure a process average acceptable failure rate of 1.1% per 1000 hours.

Early hour stability of electrical parameters is further controlled for each lot by applying strict AQL's to large sample sizes that are related to production quantities. A heater-cycling stress test, which consists of cycling the heater on and off 2000 times at elevated (110%) heater voltage, is also performed.

Premium Types				Nuvistor Types	
OA2WA	12AT7WB	5726	6005	7586	8203
OB2WA	5651WA	5727	6080WA	7587	8393
6AU6WB	5654	5749	6186	7895	8627
6J6WA	5670	5751	6189	8056	8628
12AT7WA	5725	5814A	8532	8058	8808 [▲]

In addition to the Premium Types, a complete line of mobile-oriented types are available with special tests and controls for 6-volt and 12-volt battery systems. The 6600 and 7000 series are tested and controlled for gm or plate current at low and high heater voltage that simulate the voltage extremes possible in mobile battery-generator systems.

The unique requirements of mobile transmitter service have been met with controls such as the 450 MHz tripler test in a mobile transceiver performed on a sample of each production lot of type 6939's. The high-quality performance of type 7551 as a Class C device is also assured by 100% factory testing in a Class C amplifier circuit.

The care, which is given to the design and manufacture of RCA's Premium Tubes and which extends to its entire line of industrial-receiving tubes and nuvistors,* makes the RCA line of industrial-receiving tubes the finest line available.

* Detailed data for RCA Industrial and Military Nuvistors are given in catalog NIT-140. This publication may be obtained by writing to RCA, Commercial Engineering, Harrison, N.J. 07029.

[▲] Formerly RCA Developmental Type A15526.

Application Guide

1. AF Amplifier	16. Frequency Multiplier	31. Pulse Modulator
2. Automatic Gain Control	17. Gated Amplifier	32. RF Power Amplifier
3. Balanced Modulator/Balanced Mixer	18. Grid-Controlled Rectifier	33. RF Voltage Amplifier
4. Cathode-Coupled, Direct-Drive (RF)	19. Indicator, Voltage	34. Rectifier
5. Cathode Drive (RF) (Grounded Grid)	20. IF Amplifier	35. Relay
6. Cathode Follower	21. Inverter	36. Sweep-Circuit Oscillator
7. Clipper	22. Limiter	37. Switching
8. Converter	23. Low-Plate-Voltage Nuvistor Type	38. Transducer
9. DC Amplifier	24. Mixer	39. Tubes Operating from Battery Supplies
10. Delay Circuit	25. Modulator	40. Video Amplifier
11. Demodulator	26. Multivibrator	41. Voltage Reference
12. Detector, Audio	27. Oscillator, RF	42. Voltage Regulator
13. Driver	28. "On-Off" Control	43. Voltage Regulator, Series
14. Frequency Converter	29. Phase Inverter	44. Volume-Expander-Compressor
15. Frequency Divider	30. Pulse Amplifier	

1. AF Amplifier

CLASS - A₁

Twin Diode - Medium-Mu Triodes		
12SW7		26C6
High-Mu Triode -	5719	
Power Triodes		
955	5718	9002
Medium-Mu Twin Triodes		
12SX7GT	5687	6072
5670	5692	6189
High-Mu Twin Triodes		
6112		6681/12AX7A
Twin Power Triode -	3A5	
Sharp-Cutoff Pentode		
6AH6WA		1620
Power Pentodes		
3A4	1621	7054
6AG7Y	5672	8077/7054
6AK6	6677/6CL6	
Beam Power Tubes		
12A6	6005	
1622	6550	
5686	6550/V1	
5824	6669/6AQ5A	
5881	7061	
5902		
Twin Beam Power Tube -	26A7GT	
Pentagrid Amplifier -	1612	
Beam-Deflection Tube -	7360	

CLASS - AB₁

Medium-Mu Twin Triodes		
5670		
Beam Power Tubes		
1614	6669/6AQ5A	
1619	7551	
6005	7558	
Twin Beam Power Tube -	26A7GT	
CLASS - B		
Twin Power Triode -	1635	

2. Automatic Gain Control

Remote-Cutoff Pentode	
5749	

**3. Balanced Modulator/
Balanced Mixer**

Beam-Deflection Tube	
7360	
Medium-Mu Twin Triodes	
6DJ8/ECC88	6922/E88CC

**4. Cathode-Coupled,
Direct-Drive (RF)**

High-Mu Triodes	
6J4	8532
8058	

**5. Cathode Drive (RF)
(Grounded Grid)**

6. Cathode Follower

Medium-Mu Triodes		
6814		8056
Medium-Mu Twin Triodes		
5670	6350	7044
5687	6922/E88CC	7308
5965		

7. Clipper

Twin Diodes	
5726	7055

8. Converter

Pentagrid Converters	
12SY7	26D6
	5750

9. DC Amplifier

Sharp-Cutoff Pentode -	5693
Medium-Mu Twin Triode -	5692
High-Mu Twin Triode -	5691

10. Delay Circuit

Sharp-Cutoff Pentodes	
6AS6	5725
5636	

11. Demodulator

Beam-Deflection Tube -	7360
-------------------------------	------

Application Guide (Cont'd)

12. Detector Audio

Twin Diode — Medium-Mu Triodes
12SW7 26C6

VHF

Twin Diodes
5726 6663/6AL5 7055
5896 6887

UHF

Diodes
9005 9006

13. Driver

Beam Power Tubes
5763 7551 7905
6417 7558

14. Frequency Converter

High-Mu Triode - 6664/6AB4
High-Mu Twin Triode - 6679/12AT7
Beam-Deflection Tube - 7360

15. Frequency Divider

Medium-Mu Twin Triodes
5670 5964 6350
5687 6211 7044
5963

Power Pentode - 6197

16. Frequency Multiplier

FREQUENCY DOUBLER

High-Mu Triode
8808

Power Triode
8203 8627

Twin Tetrode - 6360A

Power Pentodes
7054 8077/7054

Beam Power Tubes
5763 7551 7905
6417 7558

FREQUENCY TRIPLER

Beam Power Tubes
5763 6417 7905

Twin Power Pentode - 6939

17. Gated Amplifier

Sharp-Cutoff Pentodes
6AS6 5725
5636

Pentagrid Amplifier - 5915

18. Grid-Controlled Rectifier

Triodes (Thyratron)
6D4 884

Tetrodes (Thyratron)
2D21 2050A 5727
502A 5696 6012
2050

19. Indicator, Voltage

Electron-Ray Tubes
1629 6977

20. IF Amplifier

VHF

Medium-Mu Triodes
7586 8056

Medium-Mu Twin Triodes
5687 6922/E88CC
6386 7308

Sharp-Cutoff Pentodes
6AU6WB 6136 7056
5654 6676/6CB6A

Remote-Cutoff Pentodes
5749 6660/6BA6

Sharp-Cutoff Tetrode - 7587

High-Mu Triode - 7895

UHF

Sharp-Cutoff Pentodes
5840 6186

Semiremote-Cutoff Pentodes
5899 6206

Remote-Cutoff Pentode - 9003

21. Inverter

Medium-Mu Triode - 6814

Medium-Mu Twin Triodes
6350 7044

22. Limiter

High-Mu Twin Triode - 7898

23. Low-Plate-Voltage Nuvistor Type for Hybrid Equipment

Medium-Mu Triode - 8056

24. Mixer

VHF

Medium-Mu Twin Triodes
407A 5814A 6922/E88CC
5670 6386

High-Mu Twin Triodes
12AT7WA 12AT7WB 7898

Medium-Mu Triode —
Sharp-Cutoff Pentodes
6678/6U8A 7059

Sharp-Cutoff Tetrode - 7587

Sharp-Cutoff Pentodes
6AS6 5725

Pentagrid Converters
12SY7 26D6 5750

UHF

Diode - 9005

Medium-Mu Twin Triode
6J6WA

Sharp-Cutoff Pentodes
5636 9001

Remote-Cutoff Pentode - 9003

25. Modulator

Twin Tetrode - 6360A

Beam Power Tubes
7551 7558

Power Pentodes
7054 8077/7054

26. Multivibrator

Medium-Mu Twin Triodes
12SX7GT 6189
407A 6350
5670 6680/12AU7A
5687 6922/E88CC
5692 7044
5814A

High-Mu Twin Triodes
12AT7WA 5751

Application Guide [Cont'd]

27. Oscillator, RF

VHF		
Power Triode - 8203		
High-Mu Triode - 6664/6AB4		
Medium-Mu Twin Triodes		
407A	5814A	6680/12AU7A
5670	6111	
High-Mu Twin Triodes		
12AT7WA		7898
12AT7WB		
Medium-Mu Triode - Sharp-Cutoff Pentodes		
6678/6U8A		7059
Twin Tetrode - 6360A		
Beam Power Tubes		
3B4WA	5763	7558
1614	6417	7905
1619	7551	
Power Pentodes		
1613	7054	8077/7054
Medium-Mu Triode - Power Pentode - 7060		
Pentagrid Converters		
12SY7	26D6	5750
UHF		
Medium-Mu Triodes		
6F4	8056	8393
7586		
High-Mu Triodes		
7895	8058	8808
Power Triodes		
955	8627	9002
5718		
Medium-Mu Twin Triodes		
6J6WA		6021
Sharp-Cutoff Tetrode - 7587		
Twin Power Pentode - 6939		

28. "On-Off" Control

(Involving Long Periods of Operation Under Cutoff Conditions)

Twin Diode - 6887		
Medium-Mu Triode - 6814		
Medium-Mu Twin Triodes		
5844	5965	6922/E8BCC
5963	6211	7044
5964	6350	
Sharp-Cutoff Pentode - 6AS6		
Power Pentode - 6197		
Pentagrid Amplifier - 5915		

29. Phase Inverter

Medium-Mu Triode - 6814		
Medium-Mu Twin Triodes		
5670	6189	6922/E8BCC
5687	6350	7044
5814A	6680/12AU7A	
High-Mu Twin Triodes		
5691		7058
5751		

30. Pulse Amplifier

Medium-Mu Triode - 6814		
Medium-Mu Twin Triodes		
5670	6350	7044
5687		

31. Pulse Modulator

Twin Diodes	
5726	

32. RF Power Amplifier

VHF		
Power Triode - 8203		
Twin Power Triode - 3A5		
Beam Power Tubes		
3B4WA	5686	7551
1614	5763	7558
1619	6417	7905
Medium-Mu Triode - Power Pentode		
7060		
Power Pentodes		
3A4	1613	8077/7054
6AG7Y	7054	8156
6AN5		
UHF		
High-Mu Triode		
8808		
Power Triodes		
955	8627	9002
5718		
Twin Power Tetrode - 6360A		
Twin Power Pentode - 6939		

33. RF Voltage Amplifier

VHF		
Medium-Mu Triodes		
5842/417A	8056	8393
7586		
High-Mu Triodes		
6664/6AB4	7895	8628

Medium-Mu Twin Triodes

6DJ8/ECC88	6386
407A	6922/E8BCC
6111	7057
High-Mu Twin Triode - 6679/12AT7	
Sharp-Cutoff Tetrodes	
7587	7717/6CY5
Sharp-Cutoff Pentodes	
1L4	5693
6AC7W	5847/40A
6AH6WA	6136
6AU6WB	6186
6SJ7Y	6661/6BH6
408A	6676/6CB6A
5654	6688A
5678	7056

Remote-Cutoff Pentodes

26A6	6660/6BA6
5749	6662/6BJ6

Medium-Mu Triode - Power Pentode

7060

UHF

High-Mu Triodes	
6J4	8532
8058	
Sharp-Cutoff Pentodes	
959	5840
	9001
Semiremote-Cutoff Pentodes	
5899	6206
Remote-Cutoff Pentode - 9003	

34. Rectifier

POWER

Full-Wave Gas Type - 83	
Full-Wave Vacuum Types	
5R4GYB	2076/5R4GYB
6X4W	6202

LOW CURRENT

Twin Diodes	
5726	6663/6AL5
5896	7055
Single Diodes	
9005	9006

PULSE

Half-Wave Vacuum Type - 5642

Application Guide [Cont'd]

35. Relay

Glow-Discharge (Cold-Cathode) Tubes		
OA4G	1C21	5823
Triodes (Thyratron)		
6D4		884
Tetrodes (Thyratron)		
2D21	5663	5727
2050	5696	6012
2050A		

36. Sweep-Circuit Oscillator

Triode (Thyratron) - 884

37. Switching

Twin Diode - 6887
 Beam-Deflection Tube - 7360

38. Transducer

Mechano-Electronic Transducer - 5734

39. Tubes Operating from Battery Supplies

NOMINAL-12-VOLT STORAGE BATTERY SYSTEMS

Twin Diode - 7055		
Twin Diode - High-Mu Triode		
7724/14GT8		
Medium-Mu Twin Triode - 7057		
High-Mu Twin Triodes		
7058	7898	
Medium-Mu Triode - Sharp-Cutoff Pentodes		
7059	7258	
Medium-Mu Triode - Power Pentode		
7060		

Sharp-Cutoff Pentode - 7056
 Power Pentodes
 7054 8077/7054

Beam Power Tubes
 7061 7551

NOMINAL-6-VOLT STORAGE BATTERY SYSTEMS

Twin Diode - 6663/6AL5
 High-Mu Triode - 6664/6AB4
 Medium-Mu Twin Triode
 6680/12AU7A
 High-Mu Twin Triodes
 6679/12AT7 6681/12AX7A

Medium-Mu Triode - Sharp-Cutoff Pentode
 6678/6U8A

Twin Tetrode - 6360A
 Remote-Cutoff Pentodes
 6660/6BA6 6662/6BJ6

Sharp-Cutoff Pentodes
 6661/6BH6 6676/6CB6A

Power Pentode - 6677/6CL6
 Beam Power Tubes
 6669/6AQ5A 7905

NOMINAL-24-VOLT STORAGE BATTERY SYSTEMS

Twin Diode - Medium-Mu Triode - 26C6
 Twin Power Triode - 6082
 Remote-Cutoff Pentode - 26A6
 Pentagrid Converter - 26D6
 Twin Beam Power Tube - 26A7GT

FILAMENTARY-CATHODE TYPES OPERATING FROM DRY-CELL BATTERY SUPPLIES

Half-Wave Vacuum Rectifier - 5642
 Twin Power Triode - 3A5
 Sharp-Cutoff Pentode - 1L4
 Power Pentode - 3A4
 Beam Power Tube - 1619

40. Video Amplifier

Sharp-Cutoff Tetrode - 7587
 Sharp-Cutoff Pentode - 5639
 Power Pentodes
 6AG7Y 6AN5 6677/6CL6

41. Voltage Reference

Glow Discharge (Cold-Cathode) Tubes
 5651A 5651WA 5783

42. Voltage Regulator

Glow Discharge (Cold-Cathode) Tubes
 OA2 OC2 6073
 OA2WA OC3 6073/OA2
 OA3 OC3A 6074
 OA3A OD3 6074/OB2
 OB2 OD3A 6626/OA2WA
 OB2WA 991

43. Voltage Regulator, Series

Low-Mu Twin Triodes
 6AS7G 6080WA 6336A
 6080 6082
 Beam Power Tube - 5902

44. Volume Expander-Compressor

Pentagrid Mixer
 1612

RCA Types for Mobile and Fixed-Station Communications

Mobile

- Types Operating from Batteries and Battery Charger Systems -

RCA Type	E_f/I_f V/mA	Max Rating P_b W	g_m μ mho	Base	Terminal Diagram
TYPES OPERATING FROM NOMINAL-12-V STORAGE-BATTERY SYSTEMS					
7054	13.5/275	5	11500	9-Pin Min.	9GK
7055	13.5/155	-	-	7-Pin Min.	6BT
7056	13.5/150	2	6200	7-Pin Min.	7CM Diagram 1
7057	13.5/180	2.2	6800	9-Pin Min.	9AJ
7058	13.5/155	1	1650	9-Pin Min.	9EP
7059	13.5/195	2.5 T 2.8 P	8500T 5200P	9-Pin Min.	9AE
7060	13.5/280	2.5 T 3P	4900T 7000P	9-Pin Min.	9DA
7061	13.5/210	9	4200	9-Pin Min.	9EU
7167	13.5/90	2	8000	7-Pin Min.	7EW
7258	13.5/210	2.8 T 2.3 P	4500T 7800P	9-Pin Min.	9DA
7551	13.5/360	10	5300	9-Pin Min.	9LK
7724/ 14GT8	13.5/150	1.1	1000	9-Pin Min.	9KR
7898	13.5/150	2.75	5500	9-Pin Min.	9EP
8077/ 7054	13.5/275	0.575	11500	9-Pin Min.	9GK
TYPES OPERATING FROM NOMINAL-6-V STORAGE-BATTERY SYSTEMS					
6360A	6.3/820 12.6/410	14.0	3300	9-Pin Min.	6360A
6660/ 6BA6	6.3/300	3.3	4400	7-Pin Min.	7BK Diagram 2
6661/ 6BH6	6.3/150	3.3	4600	7-Pin Min.	7CM Diagram 1
6662/ 6BJ6	6.3/150	3.3	3600	7-Pin Min.	7CM Diagram 1
6663/ 6AL5	6.3/300	For added data, see p.10		7-Pin Min.	6BT
6664/ 6AB4	6.3/150	2.9	10900	7-Pin Min.	5CE
6669/ 6AQ5A	6.3/450	12	4100	7-Pin Min.	7BZ

RCA Type	E_f/I_f V/mA	Max Rating P_b W	g_m μ mho	Base	Terminal Diagram
6676/ 6CB6A	6.3/300	2.3	8000	7-Pin Min.	7CM Diagram 1
6677/ 6CL6	6.3/650	8.5	11000	9-Pin Min.	9BV
6678/ 6U8A	6.3/450	3 T 3 P	8500T 5200P	9-Pin Min.	9AE
6679/ 12AT7	12.6/150 6.3/300	2.8	5500	9-Pin Min.	9A
6680/ 12AU7A	12.6/150 6.3/300	3	2200	9-Pin Min.	9A
6681/ 12AX7A	12.6/150 6.3/300	1.1	1600	9-Pin Min.	9A
7717/ 6CY5	6.3/200	-	8000	9-Pin Min.	7EW
7905	6.3/650	10	6700	9-Pin Min.	9PB
TYPES OPERATING FROM NOMINAL-24-V STORAGE-BATTERY SYSTEMS					
26A6	26.5/70	3.3	4000	7-Pin Min.	7BK Diagram 2
26A7GT	26.5/600	2.2	5700	Octal	8BU
26C6	26.5/70	2.75	1900	7-Pin Min.	7BT
26D6	26.5/70	1.1	-	7-Pin Min.	7CH
6082	26.5/600	13	7000	Octal	8BD
FILAMENTARY-CATHODE TYPES OPERATING FROM DRY-CELL BATTERY SUPPLIES					
1L4	1.4/50	-	1025	7-Pin Min.	6AR
3A4	2.8/100 1.4/200	2	1900	7-Pin Min.	7BB
3A5	2.8/110 1.4/220	1	1800	7-Pin Min.	7BC
3B4WA	For data, refer to Military Specification				7CY
1619	2.5/2000	15	4500	Octal	7AW
5642	1.25/200	For added data, see p.10		Submin.	5642
5672	1.25/50	0.065	650	Submin.	5672
5678	1.25/50	-	1150	Submin.	5678

- Other Types Suitable for Mobile-Station Applications -

QUICK-HEATING-FILAMENT TYPES (For Equipment Requiring Essentially Instant "Off-to-On" Action)					
3B4WA	For data, refer to Military Specification				7CY
1619	2.5/2000	15	4500	Octal	7AW

7905	6.3/650	10	6700	9-Pin Min.	9PB
BEAM-DEFLECTION TYPE HAVING 2 PLATES					
7360	6.3/350	1.5	5400	9-Pin Min.	9KS

RCA Industrial Receiving-Type Tubes

RCA Types for Mobile and Fixed-Station Communications (Cont'd)

Fixed-Station

Premium tube types are shown on gray background. These types are subjected to more rigorous tests and controls than other types.

RCA Type	E_f/I_f V/mA	Max Rating P_b W	g_m μ mho	Base	Terminal Diagram
RF POWER AMPLIFIERS, OSCILLATORS, OR FREQUENCY MULTIPLIERS – Class C					
3A4	1.4/200	2	1900	7-Pin Min.	7BB
3B4WA	For data, refer to Military Specification				7CY
1613	6.3/700	10	2500	Octal	7S
1614	6.3/900	21	6050	Octal	7S
1619	2.5/2000	15	4500	Octal	7AW
5763	6/750	12	7000	9-Pin Min.	9K
6360A	6.3/820	5	3300	9-Pin Min.	6360A
6417	12.6/375	12	7000	9-Pin Min.	9K
7558	6.3/800	10	5300	9-Pin Min.	9LK
8627 Nuvistor	6.3/150	2.5	13000	5-Pin Nuvistor	12CT
8203 Nuvistor	6.3/160	1.5	6000	5-Pin Nuvistor	12AQ
8808 Nuvistor	6.3/340	6 ^a	18000	6-Pin Nuvistor	8808
AF POWER AMPLIFIERS OR MODULATORS – Classes A₁, AB₁, AB₂, or B					
3A4	2.8/100 1.4/200	2	1900	7-Pin Min.	7BB
6AK6	6.3/150	2.75	2300	7-Pin Min.	7BK Diagram 1
6AN5	6.3/450	4.2	8000	7-Pin Min.	7BD Diagram 1
12A6	12.6/150	7.5	3000	Octal	7S
1614	6.3/900	21	6050	Octal	7S
1619	2.5/2000	15	4500	Octal	7AW
1621	6.3/700	8.3	2500	Octal	7S
1622	6.3/900	13.8	6000	Octal	7S
1635	6.3/600	3	-	Octal	8B
5824	25/300	12.5	5000	Octal	7S
5881	6.3/900	23	5200	Octal	7S
6360A	12.6/410 6.3/820	7	3300	9-Pin Min.	6360A
6550	6.3/1600	35	9000	Octal	7S
6550/V1	Matched pair of 6550's				
7558	6.3/800	10	5300	9-Pin Min.	9LK
"SPECIAL RED" TYPES					
5691	6.3/600	1	1600	Octal	8BD
5692	6.3/600	1.75	2200	Octal	8BD

RCA Type	E_f/I_f V/mA	Max Rating P_b W	g_m μ mho	Base	Terminal Diagram
5693	6.3/300	2	1650	Octal	8N
TYPES FOR UHF APPLICATIONS					
6DJ8/ ECC88	6.3/365	1.8	12500	9-Pin Min.	9AJ
6F4	6.3/225	2	5800	7-Pin Acorn	7BR
6J4	6.3/400	2.25	12000	7-Pin Min.	7BQ
955	6.3/150	1.6	2200	5-Pin Acorn	5BC
959	1.25/50	-	600	5-Pin Acorn with 2 Leads	5BE
5636	6.3/150	1.1	3200	Submin.	8DC Diagram 1
5718	6.3/150	3.3	6500	Submin.	8DK
5840	6.3/150	1.1	5000	Submin.	8DE
5896	6.3/300	For added data, see p.10		Submin.	8DJ
5899	6.3/150	1.1	4500	Submin.	8DE
6206	6.3/150	1.1	4500	Submin.	8DC Diagram 2
6939	12.6/300 6.3/600	6	10500	9-Pin Min.	9HL
7308	6.3/335	1.65	12500	9-Pin Min.	9AJ
7586 Nuvistor	6.3/135	1	11500	5-Pin Nuvistor	12AQ
7587 ^a Nuvistor	6.3/150	2.2	10600	5-Pin Nuvistor	12AS
7895 Nuvistor	6.3/135	1	9400	5-Pin Nuvistor	12AQ
8056 Nuvistor	6.3/135	0.45	7500	5-Pin Nuvistor	12AQ
8058 Nuvistor	6.3/135	1.5	12400	5-Pin Nuvistor	12CT
8393 Nuvistor	13.5/60	1	11500	5-Pin Nuvistor	12AQ
8532	6.3/400	2.5	11000	7-Pin Min.	7BQ
8627 Nuvistor	6.3/150	2.5	13000	5-Pin Nuvistor	12CT
8808 Nuvistor	6.3/150	6 ^a	18000	6-Pin Nuvistor	8808
9001	6.3/150	0.5	1400	7-Pin Min.	7BD Diagram 2
9002	6.3/150	1.6	2200	7-Pin Min.	7BS
9003	6.3/150	1.7	1800	7-Pin Min.	7BD Diagram 2
9005	6.3/165	For added data, see p.10		5-Pin Acorn	5BG
9006	6.3/150	For added data, see p.10		7-Pin Min.	6BH

^a At plate cap seal temperature up to 150°C.

RCA Types for Mobile and Fixed-Station Communications (Cont'd)

Fixed-Station

- Rectifiers and Diodes -

Premium tube types are shown on gray background. These types are subjected to more rigorous tests and controls than other types.

RCA Type	E_f/I_f V/A	Max Rating		Base	Terminal Diagram
		$-e_{bm}$ V	$I_o(av)$ mA		
POWER RECTIFIERS					
5R4GYB	5/2	2650	147	Octal	5T
6X4W	6.3/0.6	1375	75	7-Pin Min.	5BS
83	5/3	1550	225	Small 4-Pin	4C
2076/ 5R4GYB	5/2	2650	147	Octal	5T
6202	6.3/0.6	1250	50	7-Pin Min.	5BS
PULSED RECTIFIER (High-Voltage, Low-Current Type)					
5642	1.25/0.2	10000	0.25	Submin.	5642

RCA Type	E_f/I_f V/A	Max Rating		Base	Terminal Diagram
		$-e_{bm}$ V	$I_o(av)$ mA		
DIODES FOR DETECTOR OR LOW-CURRENT-RECTIFIER APPLICATIONS					
5726	6.3/0.3	360	10	7-Pin Min.	6BT
5896	6.3/0.3	460	10	Submin.	8DJ
6663/ 6AL5	6.3/0.3	275	10	7-Pin Min.	6BT
7055	13.5/0.155	350	10	7-Pin Min.	6BT
9005	3.6/0.165	165	1	5-Pin Acorn	5BG
9006	6.3/0.15	750	5	7-Pin Min.	6BH

- Types for Stabilization of DC Voltage Supplies^b -

RCA Type	E_b V	I_k mA	ΔE_b max V	Base	Terminal Diagram
VOLTAGE-REGULATOR (VR) TYPES					
OA2	150	5 to 30	6	7-Pin Min.	5BO
OA2WA	For data, refer to Military Specification				5BO
OA3	75	5 to 40	6.5	Octal	4AJ
OA3A ^c	75	5 to 40	6.5	Octal	4AJ
OB2	105	5 to 30	4	7-Pin Min.	5BO
OB2WA	For data, refer to Military Specification				5BO
OC2	75	5 to 30	4.5	7-Pin Min.	5BO
OC3	105	5 to 40	4	Octal	4AJ
OC3A ^c	105	5 to 40	4	Octal	4AJ
OD3	150	5 to 40	5.5	Octal	4AJ
OD3A ^c	150	5 to 40	5.5	Octal	4AJ
991	59	0.4 to 2	8	Candelabra 2-Contact	991
6073 ^d	150	5 to 30	6	7-Pin Min.	5BO
6073/ OA2 ^d	150	5 to 30	6	7-Pin Min.	5BO
6074 ^d	105	5 to 30	4	7-Pin Min.	5BO

RCA Type	E_b V	I_k mA	ΔE_b max V	Base	Terminal Diagram
6074/ OB2 ^d	105	5 to 30	4	7-Pin Min.	5BO
6626/ OA2WA ^e	150	5 to 30	5	7-Pin Min.	5BO
VOLTAGE-REFERENCE TYPES (For Exceptional Voltage Stability)					
5651A ^f	85.5	1.5 to 3.5	3	7-Pin Min.	5BO
5651WA	For data, refer to Military Specification				5BO
5783 ^g	86	1.5 to 3.5	3	Submin.	5783

RCA Type	E_f/I_f V/A	Max ^g Rating I_b mA	r_p ^g Ω	Base	Terminal Diagram
SERIES-VOLTAGE-REGULATOR TYPES (For High-Current Applications)					
6AS7G	6.3/2.5	125	280	Octal	8BD
6080	6.3/2.5	125	280	Octal	8BD
6080WA	6.3/2.5	125	280	Octal	8BD
6082	26.5/0.6	125	280	Octal	8BD
6336A	6.3/5	400	200	Octal	8BD

^b For voltage-regulation applications requiring a relatively constant dc output voltage across a load independent of load and line-voltage variations.

^c Types OA3A, OC3A, and OD3A are similar electrically to their respective prototypes, OA3, OC3, and OD3, but are 1-1/16" shorter and utilize a straight tubular bulb, and are, therefore, more compact.

^d Types 6073 and 6073/OA2, 6074 and 6074/OB2 are similar to their prototypes OA2 and OB2, respectively, but are intended for applica-

tions critical as to mechanical shock (up to 500g) and vibration (up to 2.5 g).

^e Where voltage repeatability is critical.

^f During the first 300 hours of operation at $I_k = 2.5$ mA, the variation of dc anode voltage drop from the initial value is less than 0.1%; between 300 and 1300 hours, less than 0.1% from the 300-hour value and less than 0.05% during any 100-hour period.

^g Each section.

RCA Industrial Receiving-Type Tubes

RCA Types for Mobile and Fixed-Station Communications (Cont'd)

Fixed-Station

Premium tube types are shown on gray background. These types are subjected to more rigorous tests and controls than other types.

- Other Types Suitable for Fixed-Station Applications -

RCA Type	E_f/I_f V/mA	Max Rating P_b W	g_m μmho	Base	Terminal Diagram
6AU6WB	For data, refer to Military Specification				7BK Diagram 2
6J6WA	For data, refer to Military Specification				7BF
12AT7WA	For data, refer to Military Specification				9A
12AT7WB	For data, refer to Military Specification				9A
407A	40/50 20/100	1.35	5500	9-Pin Min.	407A
408A	20/50	1.7	5000	7-Pin Min.	7BD Diagram 2
5636	6.3/150	1.1	3200	Submin.	8DC Diagram 1
5639	6.3/450	4	9000	Submin.	8DE
5654	6.3/175	1.85	5100	7-Pin Min.	7BD Diagram 2
5670	6.3/350	1.35	5500	9-Pin Min.	8CJ
5686	6.3/350	8.25	3100	9-Pin Min.	9G
5718	6.3/150	3.3	6500	Submin.	8DK
5719	6.3/150	0.55	2300	Submin.	8DK
5725	6.3/175	1.65	3200	7-Pin Min.	7CM Diagram 2
5749	6.3/300	3	4400	7-Pin Min.	7BK Diagram 2

RCA Type	E_f/I_f V/mA	Max Rating P_b W	g_m μmho	Base	Terminal Diagram
5750	6.3/300	1.1	-	7-Pin Min.	7CH
5751	12.6/175 6.3/350	0.8	1200	9-Pin Min.	9A
5814A	12.6/175 6.3/350	3	2200	9-Pin Min.	9A
5842/417A	6.3/300	4.5	25000	9-Pin Min.	9V
5847/404A	6.3/300	3.3	12500	9-Pin Min.	9X
5902	6.3/450	4	4200	Submin.	8DE
6005	6.3/450	11	4100	7-Pin Min.	7BZ
6021	6.3/300	1.1	5400	Submin.	8DG
6072	12.6/175 6.3/350	1.65	1750	9-Pin Min.	9A
6111	6.3/300	1.1	5000	Submin.	8DG
6112	6.3/300	0.55	2500	Submin.	8DG
6186	6.3/300	2.5	5000	7-Pin Min.	7BD Diagram 2
6189	12.6/150 6.3/300	2.75/T	2200/T	9-Pin Min.	9A
6386	6.3/350	1.5	4000	9-Pin Min.	8CJ
BEAM-DEFLECTION TYPE HAVING 2 PLATES					
7360	6.3/350	1.5	5400	9-Pin Min.	9KS

RCA Types for Other Industrial Applications

Premium tube types are shown on gray background. These types are subjected to more rigorous tests and controls than other types.

- Trigger Types (Gas-Filled) -

RCA Type	E_f/I_f V/A	Max Ratings		Base	Terminal Diagram
		e_{bm} V	$I_k(av)$ mA		
THYRATRONS (For Relay-Control & Grid-Controlled-Rectifier Applications)					
Triodes					
6D4	6.3/0.25	+450	25	7-Pin Min.	5AY
884	6.3/0.6	+350	75	Octal	6Q2
Tetrodes					
2D21	6.3/0.6	+650 -1300	100	7-Pin Min.	7BN
2050	6.3/0.6	+650 -1300	100	Octal	6BS Diagram 2
2050A	6.3/0.6	+650 -1300	100	Octal	6BS Diagram 3

RCA Type	E_f/I_f V/A	Max Ratings		Base	Terminal Diagram
		e_{bm} V	$I_k(av)$ mA		
5663	6.3/0.15	±500	20	7-Pin Min.	6CE
5696	6.3/0.15	±500	25	7-Pin Min.	7BN
5727	6.3/0.6	+650 -1300	100	7-Pin Min.	7BN
6012	6.3/2.6	+650 -1300	500	Octal	6CO
COLD-CATHODE TYPES (For Relay-Control Applications)					
0A4G	-	±225	25	Octal	4V
1C21	-	-	25	Octal	4V
5823	-	±200	25	7-Pin Min.	4CK

RCA Types for Other Industrial Applications (Cont'd)

- Types for On-Off Control Applications -
(Involving Long Periods of Operation under Cutoff Conditions)

RCA Type	E_f/I_f V/mA	Max Ratings		g_m μmho	Base	Terminal Diagram
		$I_k(\text{av})$ mA	P_b W			
6A56	6.3/175	18	1.7	3200	7-Pin Min.	7CM Diagram 2
5844	6.3/300	9	0.5	3400	7-Pin Min.	7BF
5915	6.3/300	20	1	2000	7-Pin Min.	7CH
5963	12.6/150 6.3/300	20	2.5	3200	9-Pin Min.	9A
5964	6.3/450	15	1.5	6000	7-Pin Min.	7BF
5965	12.6/225 6.3/450	16.5	2.4	6500	9-Pin Min.	9A
6197	6.3/650	50	7.5	11000	9-Pin Min.	9BV

RCA Type	E_f/I_f V/mA	Max Ratings		g_m μmho	Base	Terminal Diagram
		$I_k(\text{av})$ mA	P_b W			
6211	12.6/150 6.3/300	16	1	3600	9-Pin Min.	9A
6350	12.6/300 6.3/600	45	4	4600	9-Pin Min.	9CZ
6814	6.3/150	22	2.2	6000	Submin.	8DK
6887	6.3/200	$-e_{bm} = 360 \text{ V}$ $I_{o(\text{av})} = 10 \text{ mA}$			7-Pin Min.	6BT
6922/ E88CC	6.3/300	20	1.5	12500	9-Pin Min.	9AJ
7044	12.6/450 6.3/900	50	4.5	12000	9-Pin Min.	9H

- Other Special Applications -

RCA Type	E_f/I_f V/mA	Max Rating P_b W	g_m μmho	Base	Terminal Diagram
INDICATOR-TYPE ELECTRON-RAY TUBE					
1629	12.6/150	-	-	Octal	7AL
6977	1.0/30	-	-	Submin.	6977
LOW-MICROPHONIC-AMPLIFIER TYPES					
1612	6.3/300	1.5	1100	Octal	7T
1620	6.3/300	0.75	1225	Octal	7R
MECHANO-ELECTRONIC TRANSDUCER					
5734	6.3/150	0.4	275	4-Lead	5734
PENTAGRID CONVERTER					
12SY7	12.6/150	1	-	Octal	8R
INTERMEDIATE-LOSS, MICANOL-BASE TYPES (Loss Factor < 0.1 per ASTM D-150-59T)					
5R4GYB	5/2000	For added data, see p.10		Octal	5T

RCA Type	E_f/I_f V/mA	Max Rating P_b W	g_m μmho	Base	Terminal Diagram
6AG7Y	6.3/650	9	11000	Octal	8Y
6SJ7Y	6.3/300	2.5	1650	Octal	8N
VOLTAGE AMPLIFIERS					
6AC7W	6.3/450	3.3	9000	Octal	8N
6AH6WA	6.3/450	3.3	9000	7-Pin Min.	7BK Diagram 1
6A56	6.3/175	1.7	3200	7-Pin Min.	7CM Diagram 2
12SW7 ⁺	12.6/150	2.5	1900	Octal	8Q
12SX7GT	12.6/300	2.5	2600	Octal	8BD
5687	12.6/450 6.3/900	4.2	5400	9-Pin Min.	9H
6688A	6.3/300	3	16500	9-Pin Min.	9EQ
8628 Nuviator	6.3/150	0.3	3100	5-Pin Nuviator	12AQ

Key to Abbreviations, Quantity Symbols, & Unit Symbols

Abbreviation	Term	Abbreviation	Term	Abbreviation	Term
AC	Alternating Current	max	Maximum	uhf	Ultra-High Frequency (300 to 3000 MHz)
af	Audio Frequency	P	Pentode Unit	vhf	Very High Frequency (30 to 300 MHz)
DC	Direct Current	rf	Radio Frequency		
if	Intermediate Frequency	T	Triode Unit		

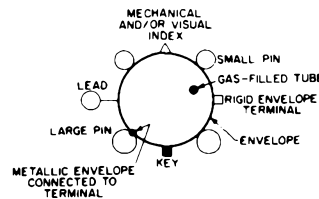
Quantity Symbol	Physical Quantity	Quantity Symbol	Physical Quantity
E_b	DC Plate Voltage (Vacuum tubes) DC Anode Voltage (Gas-filled tubes) DC Anode Voltage Drop (Voltage-regulator tubes and trigger tubes)	I_b	DC Plate Current
ΔE_b	Regulation (Over specified range of I_k)	I_f	DC or RMS AC Heater Current (Bogey value) DC or RMS AC Filament Current (Bogey value)
e_{bm}	Peak Plate Voltage (Vacuum tubes) Peak Anode Voltage (Gas-filled tubes)	I_k	DC Cathode Current
E_f	DC or RMS AC Heater Voltage (Bogey value) DC or RMS AC Filament Voltage (Bogey value)	$I_{k(av)}$	Average Cathode Current
g_m	Transconductance (Mutual conductance)	$I_{o(av)}$	Average Output (Rectified) Current
		P_b	Plate Dissipation
		r_p	Plate Resistance

Unit Symbol	Unit	Unit Symbol	Unit	Unit Symbol	Unit	Unit Symbol	Unit
A	Ampere(s)	mA	Milliampere(s)	V	Volt(s)	Ω	Ohm(s)
g	Gravitational-Acceleration Unit(s) (32 ft/s ²)	MHz	Megahertz	W	Watt(s)	°C	Degree(s) Celsius
kHz	Kilohertz	M Ω	Megohm(s)	μ mho	Micromho(s)	%	Per Cent

Key to Terminal Diagrams

Terminal Diagrams, unless otherwise specified, are BOTTOM VIEWS which show base pins or leads viewed from base end of tube. Rigid envelope terminals are shown in their approximate position on tube envelope.

GRAPHIC SYMBOLS



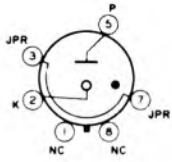
LETTER COMBINATIONS

DJ _A = Deflecting Electrode A	HA = Heater-End A	NC = No Internal Connection
DJ _B = Deflecting Electrode B	H _B = Heater End B	P = Plate (Vacuum tubes)
F = Filament End (Unpolarized)	H _M = Heater Tap	P = Anode (Gas-filled tubes)
F ⁺ = Filament End (Positive only)	IC = Do Not Use	PA = Plate A
F ⁻ = Filament End (Negative only)	IS = Internal Shield (Electrostatic)	P _B = Plate B
F _M = Filament Tap	JPR = Jumper End	RCJ = Ray-Control Electrode
G = Grid	K = Cathode	S = Metal Shell
G ₁ , G ₂ , etc = Grid No.1, Grid No.2, etc.	LC = May be used only under Limited Conditions specified in accompanying Note	STR = Starter
H = Heater End (Unpolarized)		TA = Fluorescent Target

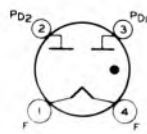
SUBSCRIPTS FOR MULTIUNIT TYPES

B = Beam Power Unit	HP = Heptode Unit	P = Pentode Unit	TR = Tetrode Unit
D = Diode Unit	HX = Hexode Unit	T = Triode Unit	1,2,3, etc. = No.1, No.2, No.3, etc.

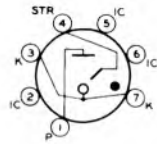
Terminal Diagrams



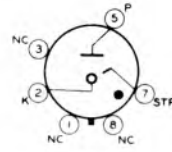
4AJ



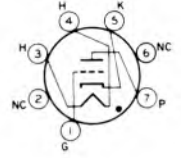
4C



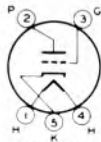
4CK



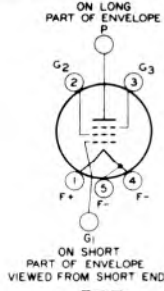
4V



5AY



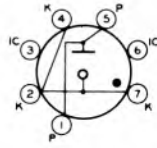
5BC



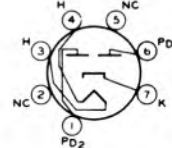
5BE



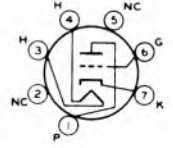
5BG



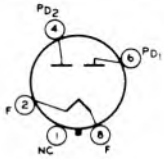
5B0



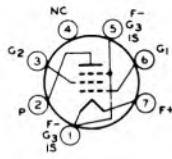
5BS



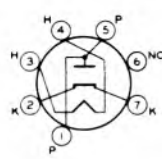
5CE



5T



6AR



6BH

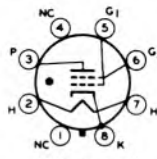


Diagram 2
6BS

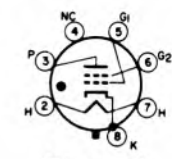
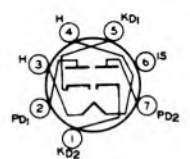
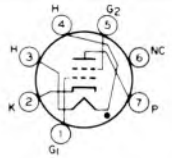


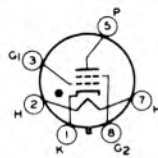
Diagram 3
6BS



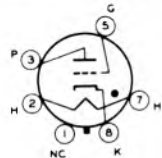
6BT



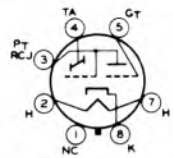
6CE



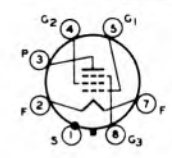
6CO



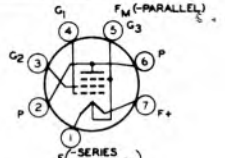
6Q2



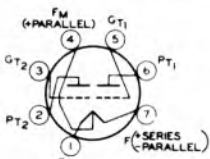
7AL



7AW



7BB



7BC

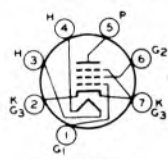


Diagram 1
7BD

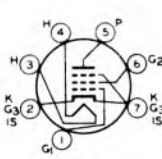
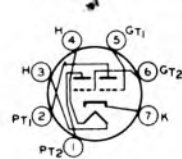


Diagram 2
7BD



7BF

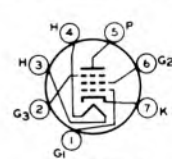


Diagram 1
7BK

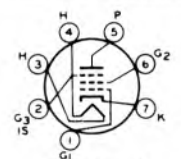
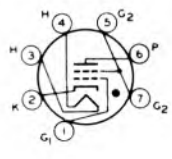
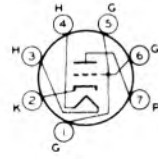


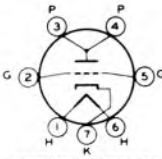
Diagram 2
7BK



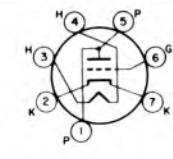
7BN



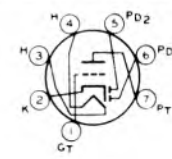
7BQ



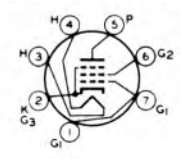
7BR



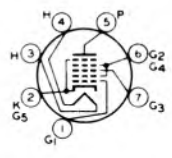
7BS



7BT



7BZ



7CH

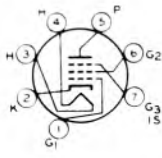


Diagram 1
7CM

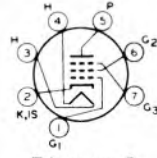
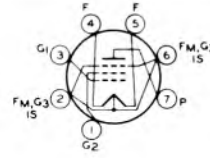
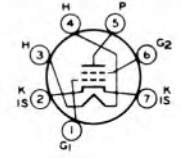


Diagram 2
7CM

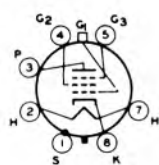


7CY

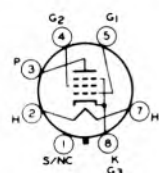


7EW

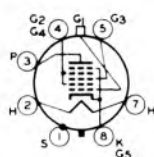
Terminal Diagrams (Cont'd)



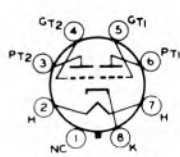
7R



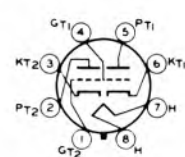
7S



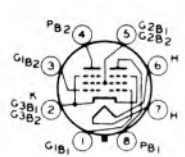
7T



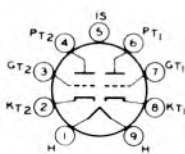
8B



8BD



8BU



8CJ

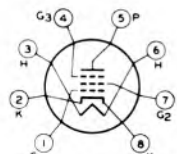


Diagram 1
8DC

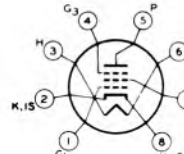
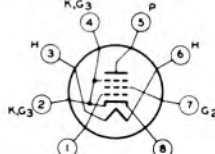
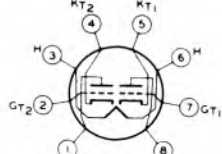


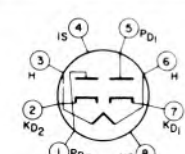
Diagram 2
8DC



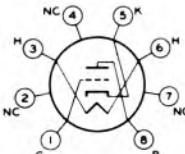
8DE



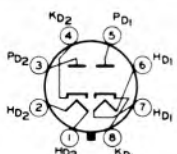
8DG



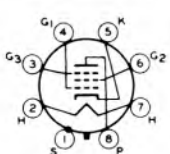
8DJ



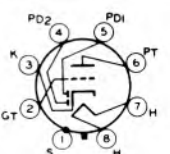
8DK



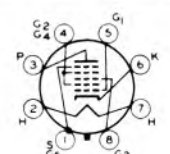
8KC



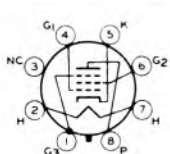
8N



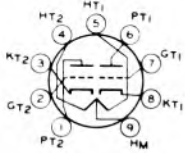
8Q



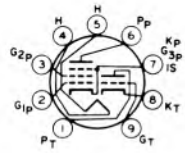
8R



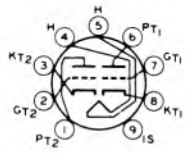
8Y



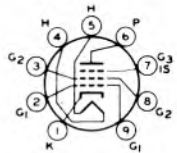
9A



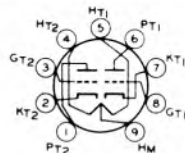
9AE



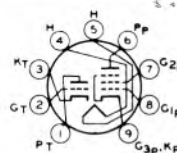
9AJ



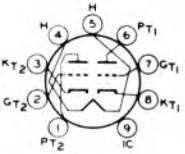
9BV



9CZ



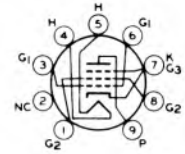
9DA



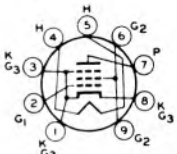
9EP



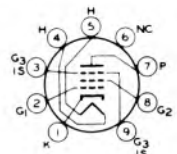
9EQ



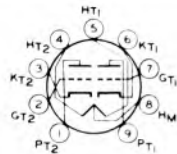
9EU



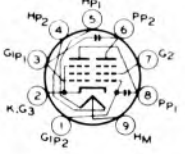
9G



9GK



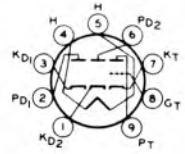
9H



9HL



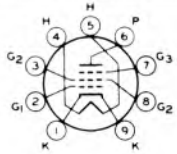
9K



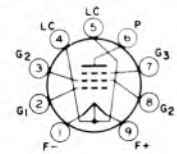
9KR



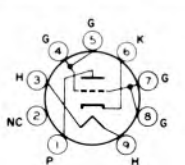
9KS



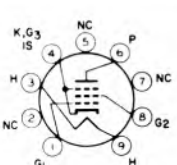
9LK



See Note 1
9PB



9V



9X



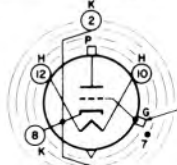
INDEX = LARGE LUG
• = SHORT PIN - IC

12AQ



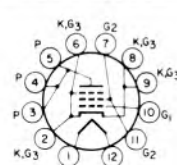
INDEX = LARGE LUG
• = SHORT PIN - IC

12AS



INDEX = LARGE LUG
• = SHORT PIN - IC

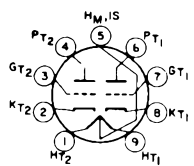
12CT



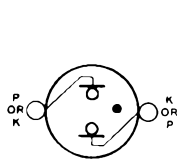
12EU

Note 1: Pins 4 and 5 may be connected to ground through a capacitor to minimize absorption of rf power in filament circuit.

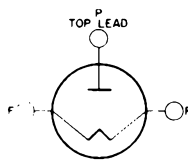
Terminal Diagrams [Cont'd]



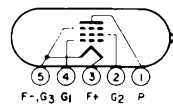
TYPE 407A



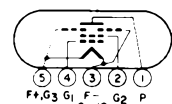
TYPE 991



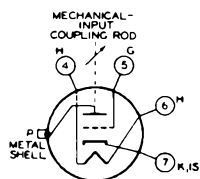
TYPE 5642



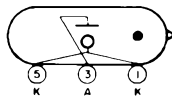
TYPE 5672



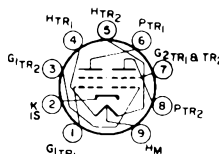
TYPE 5678



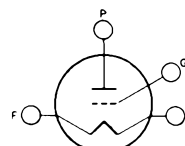
TYPE 5734



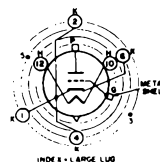
TYPE 5783



TYPE 6360



TYPE 6977



TYPE 8808

Socket & Connector Information

The sockets and connectors listed below by manufacturer's or distributor's part number are designed to mate, respectively, with the bases and caps utilized on the RCA Industrial Receiving-Type Tubes described in this catalog. Sockets and connectors having mechanical and electrical characteristics comparable to those listed below may be available from other component manufacturers.

BASE	SOCKET				
	Description		Manufacturer or Distributor and Part No.		
	Application	Mounting	Cinch Mfg. Co. ^a	Cinch-Jones Sales Division ^b Distributors	Industrial Electronic Hardware Corp. ^c
5-Pin Nuvistor	General-Purpose Type	Crimp Mounting	133 65 10 001	5NS	MSN 0905-1 MSN 0905-2 MSN 0905-3
		Flange Mounting	133 65 10 003	5NS-1	—
		Printed Board ("Stand-off")	133 65 10 009	5NS-2	—
UHF Heat-Dissipating Type	Crimp Mounting	133 65 10 001	5NS-3	—	
6-Pin Nuvistor Type 8808	UHF Heat-Dissipating Type	Crimp Mounting	133 67 90 040	5NS-4	—
7-Pin Miniature	Miniature 7-Contact		Generally available from your local RCA Distributor		
9-Pin Miniature	Miniature 9-Contact				
Octal	Octal 8-Contact				
5-Pin Acorn	James Millen Mfg. Co., Inc. ^d	33105 (Polystyrene) or 3305 (Steatite)			
Small 4-Pin	E.F. Johnson Company ^e	122-224-1 (Standard), 122-224-100 (Industrial), or 122-224-200 (Military)			
Small 5-Pin	E.F. Johnson Company ^e	122-225-1 (Standard) or 122-225-200 (Military)			
Candelabra 2-Contact	James Millen Mfg. Co., Inc. ^d	33991 (Phenolic) or 33992 (Low-loss mica-filled phenolic)			

Cap	Connector	
Miniature	Cinch Mfg. Co. ^a 6005 or 422 03 22 017, 6014 or 422 03 22 024, or equivalent "1/4-inch" connector	
Nuvistor Type 8808	For Distributed-Constant Circuit	International Electronic Research Corp. ^f Therma-Link Retainer Part No. TXBE-032-031G
	For Lumped-Constant Circuit	Wakefield Engineering, Inc. ^g Semiconductor Cooler Type NF207

^a 1026 South Homan Avenue, Chicago, Illinois 60624.

^b Cinch-Jones Sales Division of Cinch Mfg. Co.

^c 109 Prince Street, New York, N.Y. 10012.

^d 150 Exchange Street, Malden, Massachusetts 02100.

^e 1921 Tenth Avenue, Waseca, Minnesota 56093.

^f 135 West Magnolia Blvd., Burbank, Calif. 91502.

^g 139 Foundry St., Wakefield, Mass. 01880.

RCA Industrial Receiving Types

VS

Prototypes

Prototypes

VS

RCA Industrial Receiving Types

RCA INDUSTRIAL RECEIVING TYPE*	PROTO TYPE	RCA INDUSTRIAL RECEIVING TYPE*	PROTO TYPE
OA2WA	OA2	5915	6BE6
OA3A	OA3	5963	12AU7
OB2WA	OB2	5964	6J6
OC3A	OC3	6005	6AQ5
OD3A	OD3	6005/6AQ5W	6AQ5
2D21W	2D21	6005/6AQ5W/6095	6AQ5
3B4WA	3B4	6072	12AY7
5R4GYB	5R4GY	6073	OA2
6AC7W	6AC7	6073/OA2	OA2
6AG5WA	6AG5	6074	OB2
6AG7Y	6AG7	6074/OB2	OB2
6AH6WA	6AH6	6080	6AS7G
6AU6WB	6AU6	6080WA	6AS7G
6BA6W	6BA6	6082	6AS7G
6DJ8/ECC88	6DJ8	6101	6J6
6J4WA	6J4	6101/6J6WA	6J6
6J6WA	6J6	6136	6AU6
6SJ7Y	6SJ7	6186	6AG5
6X4W	6X4	6186/6AG5WA	6AG5
12AT7WA	12AT7	6189	12AU7
12AT7WB	12AT7	6189/12AU7WA	12AU7
407A	2C51	6197	6CL6
408A	6AK5	6201	12AT7
1612	5L7	6202	6X4
1613	6F6	6206	5899
1620	6J7	6211	6J6
1621	6F6	6386	2C51
1622	6L6	6417	5763
1629	6E5	6626/OA2WA	OA2
1635	6N7GT	6660/6BA6	6BA6
2050A	2050	6661/6BH6	6BH6
2076/5R4GYB	5R4GY	6662/6BJ6	6BJ6
5651A	5651	6663/6AL5	6AL5
5651WA	5651	6664/6AB4	6AB4
5654	6AK5	6669/6AQ5A	6AQ5
5654/6AK5W	6AK5	6676/6CB6A	6CB6A
5654/6AK5W/6096	6AK5	6677/6CL6	6CL6
5670	2C51	6678/6U8A	6U8A
5670WA	2C51	6679/12AT7	12AT7
5691	6SL7GT	6680/12AU7A	12AU7
5692	6SN7GT	6681/12AX7	12AX7
5693	6SJ7	6887	6AL5
5725	6AS6	6922/E88CC	6DT8
5726	6AL5	7054	12BY7A
5626/6AL5W	6AL5	7055	6AL5
5726/6AL5W/6097	6AL5	7056	6CB6A
5727	2D21	7057	6BZ7
5727/2D21W	2D21	7058	12AX7
5749	6BA6	7059	6U8A
5749/6BA6W	6BA6	7060	6AU8
5750	6BE6	7061	12AB5
5751	12AX7	7167	6CY5
5751WA	12AX7	7308	6922
5814A	12AU7	7717/6CY5	6CY5
5814WA	12AU7	7724/14GT8	14GT8
5824	25B6G	7898	12AT7
5842/417A	417A	8077/7054	12BY7A
5847/404A	404A	8532	6J4
		8532/6J4WA	6J4

PROTO TYPE	RCA INDUSTRIAL RECEIVING TYPE*	PROTO TYPE	RCA INDUSTRIAL RECEIVING TYPE*
OA2	OA2WA,6073 6073/OA2 6626/OA2WA	6CY5	7167 7717/6CY5
OA3	OA3A	6DJ8	6DJ8/ECC88
OB2	OB2WA,6074 6074/OB2	6DT8	6922/E88CC
OC3	OC3A	6E5	1629
OD3	OD3A	6F6	1613,1621
2C51	407A,5670 5670WA,6386	6J4	6J4WA,8532, 8532/6J4WA
2D21	2D21W,5727 5727/2D21W	6J6	6J6WA,5964 6101/6J6WA
3B4	3B4WA	6J7	1620
5R4GY	5R4GYB 2076/5R4GYB	6L6	1622
6AB4	6664/6AB4	6L7	1612
6AC7	6AC7W	6N7GT	1635
6AG5	6AG5WA 6186/6AG5WA	6SJ7	5693
6AG7	6AG7Y	6SL7GT	5691
6AH6	6AH6WA	6SN7GT	5692
6AK5	408A,5654 5654/6AK5W 5654/6AK5W/6096	6U8A	6678/6U8A 7059
6AL5	5726 5726/6AL5W 5726/6AL5W/6097	6X4	6X4W,6202
6AQ5	6005 6005/6AQ5W 6005/6AQ5W/6095	12AB5	7061
6AS6	5725	12AT7	12AT7WA 12AT7WB 6201 6679/12AT7 7898
6AS7G	6080,6080WA 6082	12AU7	5814A,5814WA 5963 6189/12AU7WA 6680/12AU7WA
6AU6	6AU6WB,6136	12AX7	5751,5751WA 6681/12AX7 7058
6AU8	7060	12AY7	6072
6BA6	6BA6W,5749 5749/6BA6W 6660/6BA6	12BY7A	7054
6BE6	5750,5915	14GT8	7724/14GT8
6BH6	6661/6BH6	25B6G	5824
6BJ6	6662/6BJ6	404A	5847/404A
6BZ7	7057	417A	5842/417A
6CB6A	6676/6CB6A 7056	2050	2050A
6CL6	6197 6677/6CL6	5651	5651A,5651WA
		5763	6417
		5899	6206
		6922	6922/E88CC 7308

* These types may differ from their prototypes in electrical and/or mechanical characteristics, physical structure, or types of tests to which they are subjected. The data should, therefore, be checked before replacing a type in the prototype column with its corresponding type.

Interchangeability List

DOMESTIC OR FOREIGN TYPES vs. RCA REPLACEMENT TYPES
In numerical-alphabetical-numerical sequence of TYPES TO BE REPLACED

TYPE TO BE REPLACED	RCA TYPE FOR USE AS REPLACEMENT		TYPE TO BE REPLACED	RCA TYPE FOR USE AS REPLACEMENT		TYPE TO BE REPLACED	RCA TYPE FOR USE AS REPLACEMENT	
	Direct ^a	Similar ^b		Direct ^a	Similar ^b		Direct ^a	Similar ^b
OA2	OA2	OA2WA OD3 OD3A 6073 6073/OA2 6626/OA2WA	6AK5W 6AL5W 6AQ5W 6AS6 6AS7G	5726 6005 6AS6 6AS7G	5654 6663/6AL5 6669/6AQ5A 5725 6080 6080WA 6AS7G,6080 6080WA	5727/2D21W 5749/6BA6W 5751WA 5812 5814 5814WA 5840A 5842 5844 5897 5898 5899A 5900 5901 5915A 5920	2D21 5749 5751 5763 5814A 5814A 5840 5964 5915 5964 6J6WA 5814A 6J6WA 6J6WA 5965 6005	
OA2WA	OA2WA	OA2 OD3 OD3A 6073 6073/OA2 6626/OA2WA	6AS7GYB		6AU6WA 6BA6W 6CY5 6J4 6J4WA 6J4WB	6AU6WB 5749 8532 6J4 6J4 8532 5964	5963 5964 6101 5965A 50C5/ 6AQ5W 6005/ 6AQ5W/ 6095 6012 6028 6028/408A 6057 6058 6062 6067 6073	5964 5964 5964 5965 6005 6005 6012 408A 408A 5751 5726 5763 5814A OA2 OA2WA OD3 OD3A 6073/OA2 OA2 OA2WA OD3 OD3A 6073 OB2 OB2WA OC3 OC3A 6074 6074/OB2
OA3 OA3/VR75 OA3A	OA3,OA3A OA3,OA3A OA3A	OC2 OC2 OA3 OC2	6J6WA 6L4 6Q5G 6SJ7WGT 6SJ7Y 6SL7WGT 6SN7GT 6X4	6J6WA 6F4 884	6SJ7Y,5693 5693 5691 5692 6X4W 5814A,6189	5963 5964 6101 5965A 50C5/ 6AQ5W 6005/ 6AQ5W/ 6095 6012 6028 6028/408A 6057 6058 6062 6067 6073	5915 5964 6J6WA 5814A 6J6WA 6J6WA 5965 6005 6005 2D21 5727	
OB2	OB2	OB2WA OC3 OC3A 6074 6074/OB2	12AU7WA 14GT8 25B6G 26FZ6 108C1 150C1 150C2 150C3	6J6WA 6F4 884	6SJ7Y 5693 5691 5692 6X4W 5814A,6189	5963 5964 6101 5965A 50C5/ 6AQ5W 6005/ 6AQ5W/ 6095 6012 6028 6028/408A 6057 6058 6062 6067 6073	5915 5964 6J6WA 5814A 6J6WA 6J6WA 5965 6005 6005 2D21 5727	
OB2WA	OB2WA	OC3 OC3A 6074 6074/OB2	274A 274B 301A 310B 313C 348A 359A 395A 403A 403B 404A 417A 421A	OB2 OA2 OA2 OD3 OD3A	5R4GYB 83 1620 1C21 1620 1C21 5823 5654 5654 5847/404A	5963 5964 6101 5965A 50C5/ 6AQ5W 6005/ 6AQ5W/ 6095 6012 6028 6028/408A 6057 6058 6062 6067 6073	5915 5964 6J6WA 5814A 6J6WA 6J6WA 5965 6005 6005 2D21 5727	
OC2	OC2	OA3 OA3A	274A 274B 301A 310B 313C 348A 359A 395A 403A 403B 404A 417A 421A	OB2 OA2 OA2 OD3 OD3A	5R4GYB 83 1620 1C21 1620 1C21 5823 5654 5654 5847/404A	5963 5964 6101 5965A 50C5/ 6AQ5W 6005/ 6AQ5W/ 6095 6012 6028 6028/408A 6057 6058 6062 6067 6073	5915 5964 6J6WA 5814A 6J6WA 6J6WA 5965 6005 6005 2D21 5727	
OC3	OC3,OC3A	OB2 OB2WA 6074 6074/OB2	274A 274B 301A 310B 313C 348A 359A 395A 403A 403B 404A 417A 421A	OB2 OA2 OA2 OD3 OD3A	5R4GYB 83 1620 1C21 1620 1C21 5823 5654 5654 5847/404A	5963 5964 6101 5965A 50C5/ 6AQ5W 6005/ 6AQ5W/ 6095 6012 6028 6028/408A 6057 6058 6062 6067 6073	5915 5964 6J6WA 5814A 6J6WA 6J6WA 5965 6005 6005 2D21 5727	
OC3/VR105	OC3,OC3A	OB2 OB2WA 6074 6074/OB2	274A 274B 301A 310B 313C 348A 359A 395A 403A 403B 404A 417A 421A	OB2 OA2 OA2 OD3 OD3A	5R4GYB 83 1620 1C21 1620 1C21 5823 5654 5654 5847/404A	5963 5964 6101 5965A 50C5/ 6AQ5W 6005/ 6AQ5W/ 6095 6012 6028 6028/408A 6057 6058 6062 6067 6073	5915 5964 6J6WA 5814A 6J6WA 6J6WA 5965 6005 6005 2D21 5727	
OC3A	OC3A	OB2 OB2WA 6074 6074/OB2	274A 274B 301A 310B 313C 348A 359A 395A 403A 403B 404A 417A 421A	OB2 OA2 OA2 OD3 OD3A	5R4GYB 83 1620 1C21 1620 1C21 5823 5654 5654 5847/404A	5963 5964 6101 5965A 50C5/ 6AQ5W 6005/ 6AQ5W/ 6095 6012 6028 6028/408A 6057 6058 6062 6067 6073	5915 5964 6J6WA 5814A 6J6WA 6J6WA 5965 6005 6005 2D21 5727	
OC3W	OC3A	OB2 OB2WA 6074 6074/OB2	274A 274B 301A 310B 313C 348A 359A 395A 403A 403B 404A 417A 421A	OB2 OA2 OA2 OD3 OD3A	5R4GYB 83 1620 1C21 1620 1C21 5823 5654 5654 5847/404A	5963 5964 6101 5965A 50C5/ 6AQ5W 6005/ 6AQ5W/ 6095 6012 6028 6028/408A 6057 6058 6062 6067 6073	5915 5964 6J6WA 5814A 6J6WA 6J6WA 5965 6005 6005 2D21 5727	
OD3	OD3,OD3A	OC3 OC3A 6074 6074/OB2	274A 274B 301A 310B 313C 348A 359A 395A 403A 403B 404A 417A 421A	OB2 OA2 OA2 OD3 OD3A	5R4GYB 83 1620 1C21 1620 1C21 5823 5654 5654 5847/404A	5963 5964 6101 5965A 50C5/ 6AQ5W 6005/ 6AQ5W/ 6095 6012 6028 6028/408A 6057 6058 6062 6067 6073	5915 5964 6J6WA 5814A 6J6WA 6J6WA 5965 6005 6005 2D21 5727	
OD3/VR150	OD3,OD3A	OC3 OC3A 6074 6074/OB2	274A 274B 301A 310B 313C 348A 359A 395A 403A 403B 404A 417A 421A	OB2 OA2 OA2 OD3 OD3A	5R4GYB 83 1620 1C21 1620 1C21 5823 5654 5654 5847/404A	5963 5964 6101 5965A 50C5/ 6AQ5W 6005/ 6AQ5W/ 6095 6012 6028 6028/408A 6057 6058 6062 6067 6073	5915 5964 6J6WA 5814A 6J6WA 6J6WA 5965 6005 6005 2D21 5727	
OD3A	OD3A	OC3 OC3A 6074 6074/OB2	274A 274B 301A 310B 313C 348A 359A 395A 403A 403B 404A 417A 421A	OB2 OA2 OA2 OD3 OD3A	5R4GYB 83 1620 1C21 1620 1C21 5823 5654 5654 5847/404A	5963 5964 6101 5965A 50C5/ 6AQ5W 6005/ 6AQ5W/ 6095 6012 6028 6028/408A 6057 6058 6062 6067 6073	5915 5964 6J6WA 5814A 6J6WA 6J6WA 5965 6005 6005 2D21 5727	
OD3W	OD3A	OC3 OC3A 6074 6074/OB2	274A 274B 301A 310B 313C 348A 359A 395A 403A 403B 404A 417A 421A	OB2 OA2 OA2 OD3 OD3A	5R4GYB 83 1620 1C21 1620 1C21 5823 5654 5654 5847/404A	5963 5964 6101 5965A 50C5/ 6AQ5W 6005/ 6AQ5W/ 6095 6012 6028 6028/408A 6057 6058 6062 6067 6073	5915 5964 6J6WA 5814A 6J6WA 6J6WA 5965 6005 6005 2D21 5727	
1F2 2C51 2D21 2D21W	1L4 5670 2D21 2D21W	5727 2D21 5727	5693 5718A 5719A 5725 5726/6AL5W 5726/ 6AL5W/ 6097 5727	5693 5718 5719	6SJ7Y 6AS6 5726 5726	6101 6101/6J6WA 6136 6140/423A 6180 6186/ 6AG5WA 6189/ 12AU7WA	5964 5964 6AU6WB 5651WA 5692 6186	
5R4GY 5R4GYA 6AC7Y 6AG5WA	5R4GYB 5R4GYB 6AC7W	6186	5727	5727	2D21		5814A 5963	

For footnotes to the interchangeability list, see page 19.

Interchangeability List (Cont'd)

DOMESTIC OR FOREIGN TYPES vs. RCA REPLACEMENT TYPES
In numerical-alphabetical-numerical sequence of TYPES TO BE REPLACED

TYPE TO BE REPLACED	RCA TYPE FOR USE AS REPLACEMENT	
	Direct ^a	Similar ^b
6201		12AT7WA
6211A		6211
6336	6336A	
6337		6336A
6360	6360A	
6414		5965
6417	6417	7551
6486		5725
6486A		5725
6520		6AS7G
6528		6080
6626	6626/OA2WA	OA2WA
		OA2
		OD3
		OD3A
		OA2WA
		OB2
		OC3
		OC3A
6626/OA2WA	6626/OA2WA	
6660	6660/6BA6	
6661	6661/6BH6	
6662	6662/6BJ6	
6663	6663/6AL5	
6664	6664/6AB4	
6669	6669/6AQ5A	
6676	6676/6CB6A	
6677	6677/6CL6	
6678	6678/6U8A	
6679	6679/12AT7	
6680	6680/12AU7A	
6681	6681/12AX7A	
6687		5915
6829		5965
7036		5915
7054		
7062	8077/7054	
7079		5965
7105		6111
		6080
		6080WA
		6AS7G
		6J6WA
		6J6WA
		6J4,8532
		5687
		7551
7244		
7244A		
7245		
7370		
7701		
7717	7717/6CY5	
7724	7724/14GT8	
7729		
7731		6681/12AX7A
7733		6678/6U8A
		5814A
		5963
8077	8077/7054	7054
8077/7054	8077/7054	7054
A1834	6AS7G	
AA91E	5726	
AG5210	OB2	
AG5211	OA2	
ASG5121	2D21	
CC81E	12AT7WA	
CCa	6922/E88CC	
CV216	OD3,OD3A	
CV449	5651A	
CV475	5899	
CV477	5899	
CV618		83
CV686	OC3,OC3A	
CV752	OA4G	
CV807	3A4	
CV1758	1L4	
CV1832	OA2	
CV1833	OB2	
CV1992	OA4G	
CV2129	5763	
CV2240		3B4WA

TYPE TO BE REPLACED	RCA TYPE FOR USE AS REPLACEMENT	
	Direct ^a	Similar ^b
CV2241	5642	
CV2390	3A4	
CV2466	6939	
CV2492	6922/E88CC	
CV2522	6AS6	
CV2573	5651A	
CV2642	5842/417A	
CV2662	5639	
CV2742	1L4	
CV2795	1L4	
CV2876	5727	
CV2984	6080	
CV3512	5696	
CV3789	5842/417A	
CV3798	OA3,OA3A	
CV3928	5636	
CV3929	5840	
CV3930	5718	
CV3986	6021	
CV4008	5719	
CV4009	5749	
CV4011	5725	
CV4016	5814A	
CV4017	5751	
CV4018	5727	
CV4020	OA2WA	
CV4024	12AT7WA	
CV4025	5726	
CV4028	OB2WA	
CV4029	5902	
CV4039	5763	
CV4048	5651WA	
CV4100	OA2WA	
CV4101	OB2WA	
CV5122	5823	
CV5186	5651A	
DCC90	3A5	
DF92	1L4	
DL93	3A4	
DL98	3B4WA	
DY70	5642	
E88CC	6922/E88CC	
E91AA	5726	
E91N	5727	
E95F	5654	
E182F	5847/404A	
E1485	3A4	
E1955	2D21	
EAA901	5726	
EAA9015	5726	
EC70	5718	
EC71	5718	
ECC70	6021	
ECC88	6DJ8/ECC88	
ECC230	6080	
EF71	5899	
EF72	5840	
EF730	5636	
EF731	5899	
EF732	5840	
EF905	5654	
EL71	5902	
EN91	2D21	
EN92	5696	
HD51	OA2	
HD52	OB2	
KD21	OA3,OA3A	
KD24	OC3,OC3A	
KD25	OD3,OD3A	
M8079	5726	
M8096	5763	
M8162	12AT7WA	
M8196	5725	
M8204	5727	



TYPE TO BE REPLACED	RCA TYPE FOR USE AS REPLACEMENT	
	Direct ^a	Similar ^b
M8212	5726	
M8223	OA2WA	
M8224	OB2WA	
M8245	6005	
QA2408	5692	
QE03/10	5763	
QQE02/5	6939	
QQV02-6	6939	
QS150/40	OD3,OD3A	
QS1205	OA3,OA3A	
QS1206	OC3,OC3A	
QS1207	OA2	
QS1208	OB2	
QS1210	OA2WA	
QS1211	OB2WA	
QS2404	5726	
QV03-12	5763	
RL21	2D21	
RL1267	OA4G	
S856	OA2	
S860	OB2	
VT138	1629	
VT139	OD3,OD3A	
VT202	9002	
VT203	9003	
WT210-0001	2D21	5727
WT210-0003	884	
WT210-0011	OC3,OC3A	
WT210-0018	OD3,OD3A	
WT210-0019	83	
WT294	OD3,OD3A	
WT301	83	
WTT-132	OA4G	
Z300T	OA4G	
Z900T	5823	

^a The RCA types in this column can be used, in most applications, as a replacement for the corresponding TYPE TO BE REPLACED without a component, circuit, and/or equipment modification.




^b The RCA types in this column may be used as a replacement for the corresponding TYPE TO BE REPLACED but, because of mechanical and/or electrical differences may, in some circuits and/or equipment, require a component, circuit, and/or equipment modification. Technical data for both types should be compared to determine the degree of interchangeability.

When more than one RCA replacement type is shown for a particular type, the nearest type for general replacement purposes is indicated in *italics*. NOTE: In many cases the application (because of its specific requirements) will determine the replacement type to be used.

RCA Industrial Receiving-Type Tubes



RCA Industrial Receiving-Type Tubes



RCA Industrial Receiving-Type Tubes

Index

Tube Type	Page	Tube Type	Page	Tube Type	Page	Tube Type	Page
OA2	10	26A6 [▲]	8	5750	11	6211 [▲]	12
OA2WA*	10	26A7GT [▲]	8	5750/6BE6W		6336A	10
OA3 [▲]	10	26C6 [▲]	8	see 5750		6350	12
OA3A	10	26D6 [▲]	8	5751 [▲] *	11	6360A	8,9
OA4G	11	83 [▲]	10	5751WA [■]		6386	11
OB2	10	404A		see 5751		6417	9
OB2WA*	10	see 5847/404A		5763 [▲]	9	6550	9
OC2	10	407A	11	5783	10	6550/V1 Matched Pair	9
OC3 [▲]	10	408A	11	5814A [▲] *	11	6626/OA2WA	10
OC3A	10	417A		5814WA [■]		6660/6BA6	8
OD3 [▲]	10	see 5842/417A		see 5814A		6661/6BH6	8
OD3A	10	884 [▲]	11	5823	11	6662/6BJ6	8
1C21	11	955 [▲]	9	5824	9	6663/6AL5	8,10
1L4 [▲]	8	959	9	5840	9	6664/6AB4	8
2D21	11	991	10	5842/417A	11	6669/6AQ5A	8
2D21W [■]		1612	12	5844	12	6676/6CB6A	8
see 5727		1613 [▲]	9	5847/404A	11	6677/6CL6	8
3A4 [▲]	8,9	1614	9	5881	9	6678/6UBA	8
3A5 [▲]	8	1619	8,9	5896	9,10	6679/12AT7	8
3B4WA	8	1620	12	5899	9	6680/12AU7A	8
5R4GYB	10,12	1621	9	5902	11	6681/12AX7A	8
6AC7W	12	1622	9	5915 [▲]	12	6688A	12
6AG5WA		1629	12	5963 [▲]	12	6814 [■]	12
see 6186		1635	9	5964 [▲]	12	6887	12
6AG7Y [▲]	12	2050	11	5965	12	6922/E88CC	12
6AH6WA	12	2050A	11	6005*	11	6939	9
6AK5W		2076/5R4GYB	10	6005/6AQ5W [■]		6977	12
see 5654		5636	9,11	see 6005		7044	12
6AK6 [▲]	9	5639	11	6005/6AQ5W/6095 [■]		7054	8
6AL5W		5642	8,10	see 6005		7055	8,10
see 5726		5651A	10	6012 [▲]	11	7056	8
6AN5	9	5651WA*	10	6021	11	7057	8
6AQ5W		5654 [▲] *	11	6072	11	7058	8
see 6005		5654/6AK5W [■]		6073 [□]	10	7059	8
6AS6	12	see 5654		6073/OA2 [□]	10	7060	8
6AS6W		5654/6AK5W/6096 [■]		6074 ^{□□}	10	7061	8
see 5725		see 5654		6074/OB2 ^{□□}	10	7167	8
6AS7G [▲]	10	5663	11	6080	10	7258	8
6AU6WB*	11	5670 [▲] *	11	6080WA*	10	7308	9
6BA6W		5670WA [■]		6082	8,10	7360	8,11
see 5749		see 5670		6095		7551 [▲]	8
6BE6W		5672	8	see 6005		7558 [▲]	9
see 5750		5678	8	6096		7586 [▲]	9
6CY5		5686	11	see 5654		7587 [▲]	9
see 7717/6CY5		5687	12	6097		7717/6CY5	8
6D4	11	5691 [▲]	9	see 5726		7724/14GT8	8
6DJ8/ECC88	9	5692 [▲]	9	6101 [■]		7895 [▲]	9
6F4 [▲]	9	5693 [▲]	9	see 6J6WA		7898	8
6J4	9	5696 [▲]	11	6101/6J6WA [■]		7905	8
6J4WA [■]		5718	9,11	see 6J6WA		8056 [▲]	9
see 8532		5719	11	6111	11	8058 [▲]	9
6J6WA*	11	5725 [▲] *	11	6112	11	8077/7054	8
6SJ7Y [▲]	12	5725/6AS6W		6136		8203	9
6X4W	9	see 5725		see 6AU6WB		8393	9
12A6	9	5726 [▲] *	10	6186*	11	8532*	9
12AT7WA*	11	5726/6AL5W [■]		6186/6AG5WA		8532/6J4WA [■]	
12AT7WB*	11	see 5726		see 6186		see 8532	
12AU7WA		5726/6AL5W/6097 [■]		6189 [▲] *	11	8627	9
see 6189		see 5726		6189/12AU7WA		8628	12
12AX7A		5727*	11	see 6189		8808	9
see 6681/12AX7A		5727/2D21W [■]		6197 [▲]	12	9001 [▲]	9
12SW7	12	see 5727		6201		9002 [▲]	9
12SX7GT [▲]	12	5734	12	see 12AT7WA, 12AT7WB		9003	9
12SY7 [▲]	12	5749 [▲] *	11	6202	10	9005 [▲]	9,10
14GT8		5749/6BA6W [■]		6206 [■]	9	9006 [▲]	9,10
see 7724/14GT8		see 5749					

▲ Can also be supplied to Military Specifications. A copy of the applicable Military Specification may be obtained from: Specification Division
 * Premium type. Naval Supply Depot
 5801 Tabor Ave.
 Philadelphia, Pa. 19120
 ■ Sales limited to extent of inventory. □ For critical applications, see OA2WA.
 □ For critical applications, see OB2WA.

RCA Industrial Receiving-Type Tubes

Sales Offices

					Distributor	Equipment	Government
CALIFORNIA	Hollywood	6363 Sunset Blvd., Hollywood, CA 90028	(213) 461-9171		•	•	•
	Los Altos	4546 El Camino Real, Los Altos, CA 94022	(415) 948-8996			•	
	San Diego	7969 Engineer Rd., Suite 216, San Diego, CA 92111	(714) 279-0420			•	
	San Francisco	343 Sansome St., 7th Floor, San Francisco, CA 94104	(415) 956-4818		•		
COLORADO	Denver	2785 N. Speer Blvd., Room 346, Denver, CO 80211	(303) 433-8841		•		
DISTRICT OF COLUMBIA							
	Washington	1725 "K" St., N.W., Washington, DC 20006	(202) 337-8500		•	•	•
FLORIDA	Riviera Beach	2828 Broadway St., Riviera Beach, FL 33404	(305) 842-1577			•	
			(305) 842-2171		•		
GEORGIA	Atlanta	RCA Bldg., 14 Executive Park Drive, N.E., Atlanta, GA 30329	(404) 634-6131		•	•	
ILLINOIS	Des Plaines	446 E. Howard Ave., Des Plaines, IL 60018	(312) 827-0033		•	•	•
INDIANA	Indianapolis	501 N. LaSalle St., Indianapolis, IN 46201	(317) 635-9000		•		
		2511 East 46th St., Bldg. Q2, Atkinson Sq., Indianapolis, IN 46205	(317) 546-4001			•	
MASSACHUSETTS	Needham Heights	360 First Ave., Singer Bldg., Needham Heights, MA 02194	(617) 444-8492		•		
		150 "A" St., Needham Heights, MA 02194	(617) 444-7200			•	
MICHIGAN	Lathrup Village	28840 Southfield Rd., Lathrup Village, MI 48075	(313) 353-9770		•	•	
MINNESOTA	Minneapolis	6750 France Ave. S., Suite 122, Minneapolis, MN 55435	(612) 929-0676		•	•	
MISSOURI	Kansas City	7711 State Line, Suite 112, Kansas City, MO 64114	(816) 363-1720			•	
			(816) 363-6462		•		
NEW JERSEY	Camden/Phila.	605 Marlton Pike, Haddonfield, NJ 08034	(609) 428-4802			•	•
		2075 Millburn Ave., Maplewood, NJ 07040	(201) 485-3900		•	•	•
NEW YORK	Metropolitan NYC	2075 Millburn Ave., Maplewood, NJ 07040	(201) 485-3900		•	•	•
		Syracuse	731 James St., Room 206, Syracuse, NY 13203	(315) 474-8221			•
			(315) 479-8134		•		
OHIO	Cleveland	1621 Euclid Ave., 1600 Keith Bldg., Cleveland, OH 44115	(216) 579-0880		•	•	
		Dayton	224 N. Wilkinson St., Dayton, OH 45402	(513) 461-5420		•	•
TEXAS	Dallas	210-C Court Terrace, Exchange Park N., Dallas, TX 75235	(214) 351-5361		•	•	
		Houston	2727 Allen Parkway, Suite 2170 American General Bldg., Houston, TX 77019	(713) 529-7601		•	
WASHINGTON	Seattle	2246 First Avenue S., Seattle, WA 98134	(206) 622-8350		•		

International


U.S.A.	Harrison, N. J.	International Marketing, P.O. Box 270, Harrison, NJ 07029	(201) 485-3900
CANADA	Montreal, Quebec	1001 Lenoir St., Montreal 30, Quebec	(514) 933-7551
EUROPE	Geneva,		
	Switzerland	118 Rue du Rhone, Geneva, Switzerland	35 75 00 to 09
FAR EAST	Hong Kong	1927 Prince's Bldg., P.O. Box 112, Chater Rd., Hong Kong	23 41 81

RCA Technical Publications



ELECTRON TUBE
HANDBOOK HB-3

RCA RECEIVING TUBE
MANUAL RC-26



POWER DEVICES
PWR-506C



RCA TRANSMITTING
TUBE MANUAL TT-5

RCA Industrial Receiving-Type Tubes are Available
from your RCA Industrial Tube Distributor