

**COMPLETE INDEX**  
for  
**PERPETUAL TROUBLE SHOOTER'S MANUALS**

Volumes XI, XII, and XIII

by  
**John F. Rider**

404 Fourth Avenue


New York 16, N. Y.

*Copyright 1942 by John F. Rider*


Printed in the United States of America

# RIDER

*Publications*



*Just what the Servicing Industry ordered!*



## RIDER'S "Automatic Record Changers and Recorders"

800,000 record changers are providing an important source of profit for the wide-awake service shops of the country and creating a need for adequate and ready reference data to speed up trouble shooting and repair. Rider anticipated this need and has prepared—just when you need it—a sturdily bound volume containing everything you need know on any automatic record changer or recorder coming to your shop.


Heretofore, the serviceman's prime interest has revolved around the invisible defects which accompany the operation of electrical devices. Mechanics in radio receivers was limited to a lesser degree. However, with the introduction of the automatic record changer, some knowledge of the development of motion by means of gears, levers and cams has become necessary. Hence the birth of Automatic Record Changers and Recorders. Printed on 8 1/2 x 11 paper, the same size as Rider Manuals, the book covers, by means of explanatory text, mechanical and electrical diagrams, all the information you must have to service these high cost instruments quickly and profitably.

### CONTENTS

Chapter I—MOTORS AND DRIVES. D-C Motors. A-C Motors. Universal Motors. Maintenance of Motors. Commonplace Troubles. SPEED REGULATORS and REDUCTION DRIVES. Chapter II—RECORDERS AND PHONOGRAPHS. The Cutting Head. The Groove. Recording Needles. Pick-ups. Phonograph Needles. Chapter III—AUTOMATIC RECORD CHANGERS. Mechanisms. Troubles. Chapter IV—ANALYSIS OF RCA MODEL RP-152-C RECORD CHANGER. MANUFACTURERS' SERVICE DATA.

744 PAGES . . . . . BOUND IN BUCKRAM . . . . . \$6.00

## SERVICING BY SIGNAL TRACING



Signal Tracing is destined to become the universally adopted method of locating defects in communication systems, no matter what the nature of the system—If it is a home broadcast receiver, auto-radio receiver, police receiver, commercial, marine, navy or army receiver. Every public address system, every centralized radio system comes within the capabilities of signal tracing. . . . Television receivers, facsimile receivers and other systems intended for special application can be serviced with equal ease. . . . Signal Tracing, founded upon the signal itself, is the most basic, most fundamental method of trouble shooting ever devised. . . . It is free of every limitation which in the past has hindered speedy service operations. . . .


You can't afford to be without this book. . . . We mean every word of this statement. . . . It is vital to your immediate welfare—to your future. . . . Get your copy today—NOW!

### CONTENTS

Chapter I—Introduction to Signal Tracing. Chapter II—Amplifier Operation and The Signal. Chapter III—Diode Detector Tube Systems. Chapter IV—Multi-Element Detector Systems. Chapter V—Oscillator Tube Systems. Chapter VI—Mixer Tube Systems. Chapter VII—Control Circuits and Voltages. Chapter VIII—Coupling Devices. Chapter IX—The T-R-F Receiver. Chapter X—The Superheterodyne Receiver. Chapter XI—Television and Facsimile Receivers. Chapter XII—Public Address Systems. Chapter XIII—Localizing Defects by Signal Tracing. Chapter XIV—Signal Tracing in Receiver Design.

360 PAGES . . . 188 ILLUSTRATIONS . . . \$3.00  
SPANISH EDITION . . . \$3.50

## VACUUM TUBE VOLTMETERS



The vacuum-tube voltmeter has been rapidly forging to the front as a favorite tool of engineers, research workers and servicemen. By its proper use, dynamic measurements can be made under any and all conditions with a minimum of effort and time. Here is a book that is a perfect mine of information for everybody who wants to know all about these important instruments. Not only is the theory explained upon which the functioning of the different types of v-t voltmeters is based, but the practical applications of these instruments are completely described. Like nearly all types of voltmeters, multipliers and shunts are employed with vacuum-tube voltmeters to extend their ranges. These and their uses are explained, as is the calibration of the different types.


For those men who are interested in the construction of v-t voltmeters, adequate information will be found for v-t voltmeters were built in the author's laboratory, and constants are given for the components of many types, as well as a wealth of other useful data.

### CONTENTS

Chapter I. Fundamentals of Vacuum-Tube Voltmeter. Chapter II. Diode Vacuum-Tube Voltmeters. Chapter III. Triode Vacuum-Tube Voltmeters. Chapter IV. Slide-Back Vacuum-Tube Voltmeters. Chapter V. Rectifier-Amplifier Vacuum-Tube Voltmeters. Chapter VI. Tuned Vacuum-Tube Voltmeters. Chapter VII. Audio-Frequency and Logarithmic Vacuum-Tube Voltmeters. Chapter VIII. Vacuum-Tube Voltmeters for D-C Voltage, Current, and Resistance Measurements. Chapter IX. Design and Construction of Vacuum-Tube Voltmeters. Chapter X. Calibration and Testing of V-T Voltmeters. Chapter XI. Applications of V-T Voltmeters. Bibliography.

180 PAGES . . . 111 ILLUSTRATIONS . . . \$2.00

# MAKE SERVICING EASY




## RIDER MANUALS

The greatest collection of servicing data ever assembled. No serviceman can anticipate the year, make and model of the next set that will come to his bench. For this reason you **must** have the volume of Rider Manuals that contains the servicing information on that particular set. Benefit from the **complete** servicing information that only Rider Manuals can give you: Data on alignment, I-F peaks,

operating voltages, parts lists and parts values, voltage ratings of condensers, wattage ratings of resistors, coil resistance data, and all the other information that is vital if you are to know exactly what the manufacturer put in that receiver. No more new receivers after April 22nd! The old sets will now come into the service shop. **So be prepared!**

### ABRIDGED MANUAL

Volumes I-V



The servicing information you need to service the old receivers will be found in the Abridged Manual, Volumes I-V. It is a compilation of the most widely distributed receivers released after 1929 that formerly appeared in Volumes I-V.

As can be readily appreciated, it is by no means as complete as the original first five individual volumes; these contained a total of approximately 5000 pages, whereas the Abridged Volume contains 2000 pages.

In order to select the proper receivers for inclusion in the Abridged Manual, all the manufacturers who were responsible for the sale of the greatest number of sets between 1930 and 1935 were contacted, and information was obtained as to the most widely distributed receivers. The Abridged Manual was then compiled.

2,000 Pages ..... Net Price \$12.50

- VOL. XIII. This newest Rider Manual covers the servicing data on receivers manufactured as late as March, 1942. Because of the curtailment of receiver manufacturing, every effort was made to include information on those receivers produced during the latter months of 1941 and the early months of 1942. This addition of Rider's Volume XIII makes available to the radio industry more than 18,000 pages of authentic servicing information. ....1,672 pages, Net Price \$11.00
- VOL. XII. Covers receivers manufactured up to April 1941. . . . New arrangement provides for maximum number of sets. Clarified schematics give breakdowns of complicated r-f and a-f switching circuits. Also double spread pages for complicated diagrams and cumulative index for Volumes XI and XII. ....1,648 pages, Net Price \$11.00
- VOL. XI. Covers receivers manufactured up to June 1940. Includes vest pocket manual containing push-button frequency ranges of all automatically tuned receivers and other handy servicing data. Also double-spread pages and new How It Works section devoted to explanations of the electrical and mechanical operations of the more complicated 1940 receivers including television, facsimile, and frequency modulation. ....1,652 pages, Net Price \$11.00
- VOL. X. Complete information on receivers manufactured up to August, 1939. Also a special 64-page How It Works Section and double-spread pages for the complicated diagrams. Includes a separate 188-page index with lists of exactly what appears on every page in Volume X and all preceding volumes. ....1,664 pages, Net Price \$11.00
- VOL. IX. Contains installation and servicing instructions on 1889 models manufactured up to October, 1938. Also a special 36-page "How It Works" section and double-spread pages for the complicated diagrams. ....1,672 pages, Net Price \$11.00
- VOL. VIII. Receivers manufactured up to October, 1937 will be found in this volume. Contains installation and servicing instructions on many types of intercommunication systems. Also a special 64-page "How It Works" section and double-spread pages for the complicated diagrams. ....1,650 pages, Net Price \$11.00
- VOL. VII. In this volume will be found sets manufactured up to October, 1936, together with data on older receivers hitherto unavailable. Data on more than 1,700 models—complete information. ....1,600 pages, Net Price \$11.00
- VOL. VI. In this volume will be found sets manufactured up to November, 1935, together with data on older receivers hitherto unavailable. Data on more than 950 models—complete information. ....1,240 pages, Net Price \$8.25
- VOL. V. In this volume will be found sets manufactured up to October, 1934, together with data on older models, hitherto unavailable. Data on more than 940 models are presented—not only electrical data, but information on the mechanical intricacies of the sets. ....1,200 pages, Net Price \$8.25
- VOL. IV. Receivers manufactured up to March, 1934, will be found in this volume. Herein will be found the more complicated superhets with QAVC, noise gates, duo-diode pentodes, automatic tone controls, and all the other new designs. A special 24-page section explains some of the more complicated sets. ....1,060 pages, Net Price \$8.25
- VOL. III. The receivers produced between the middle of 1932 up to June, 1933, are included in Volume III. Herein will be found the early Superheterodyne receivers, which were introduced in this period. ....1,070 pages, Net Price \$8.25

**Vol. I and Vol. II out of print—no longer available**

**RIDER'S MANUALS HAVE more schematics . . . more I.F. peaks . . . more alignment data . . . more circuit descriptions. . . . MORE EVERYTHING THAN ANY OTHER MANUALS.**

# FREQUENCY MODULATION

The latest development in radio—**FREQUENCY MODULATION**—is on the air. More and more stations all over the country are making provision for “static-less” broadcasting and the number of F-M receivers on the market is increasing. . . . Here is your chance to get in at the start—Rider’s newest book explains the transmission and reception of frequency-modulated signals with especial attention given to the different types of f-m receivers now available—their adjustments and maintenance. . . . This is a “must” for every serviceman who has an eye on the future. . . . It is an investment that will pay real dividends!



## CONTENTS

Chapter I. Frequency Modulation.—An introduction to the subject with comparisons drawn between the frequency-modulation and amplitude-modulation forms of transmission and reception. Chapter II. What Happens at the Transmitter.—A non-mathematical explanation of how frequency-modulated signals are broadcast, including a discussion of phase modulation. Chapter III. What Happens in the Receiver.—How the f-m signal progresses through the receiver and how it is affected by the limiter discriminate tubes. Chapter IV. Wave Propagation and Service Areas.—How the ultra-high frequency waves are used for f-m transmission and the area covered. Chapter V. F-M Receiving Antennas.—Explanations and data concerning the best types of antennas for the reception of f-m signals. Chapter VI. Servicing F-M Receivers.—Valuable instructions for the adjusting and maintenance of the receiver including numerous oscillograms that will guide you in your servicing problems.

136 PAGES . . . . TYPE SET . . . . FLEXIBLE CLOTH . . . . PROFUSELY ILLUSTRATED . . . . NET PRICE \$1.50

## THE METER AT WORK



Here is a practical book for all who employ electric meters in radio and the allied electronic arts.

It is only through knowledge of the principles underlying the functioning of any piece of apparatus that a man can get the utmost use from it. To that end, it will be found that the subject matter of this book is treated from an entirely new angle, the theory upon which each meter is based is separate and distinct from any other type and complete in itself.

Inasmuch as some types of meters can do several jobs, the practical aspects of the meter are confined to the latter portion of the book. Thus, you can cover whichever phase of the subject you are interested in, and with the new construction of the book—the separation of text and illustrations—you will be able to obtain the information quickly and with the minimum of effort.

### CONTENTS


I—General Considerations. II—Moving-Iron Meters. III—Moving-Coil Meters. IV—Electrodynamometer Meters. V—The Electrostatic Meter. VI—Thermal Meters. VII—Components of Meters. VIII—Characteristics of Meters. IX—Rectifiers and Thermocouples. X—Practical Applications of Meters.

152 Pages . . . . 138 Illustrations . . . . \$1.50

## THE OSCILLATOR AT WORK

Do you get your money’s worth out of your present-day oscillator? Do you derive maximum utility from that unit? Do you know how to test your oscillator and establish if it is working properly? Would you know how to repair it if it went bad? Do you know how many different types of oscillators can be used in the servicing field?

Here is your opportunity to get the true facts about oscillators! Rider’s “The Oscillator at Work” is worth many times the price asked because it helps protect the investment you have made in oscillator equipment.



### CONTENTS

I—How an oscillator works. II—Alternating Currents. III—Triode Oscillators. IV—Electron-Coupled Oscillators. V—Ultra-High Frequency Oscillators. VI—Negative-Resistance Oscillators. VII—Electro-Mechanical Oscillators. VIII—Relaxation Oscillators. IX—Superheterodyne Oscillators. X—R-F Signal Generators. XI—Audio-Frequency Oscillators. XII—Modulation of Oscillators. XIII—Wobblers. XIV—Adjustment of Transmitters. Bibliography.



256 Pages . . . . 167 Illustrations . . . . \$2.00

FOR SPRING PUBLICATION

## A.C. CALCULATION CHARTS

146 charts 7" x 11" printed in two colors, covering all alternating current calculations from 10 cycles to 1000 megacycles. A tremendous time saver for all engineers and others who work on power, audio, supersonic, high frequency and ultra high frequency problems. Eliminates the slide rule.

# RIDER Publications



## THE CATHODE-RAY TUBE AT WORK

A new era in the servicing of radio receivers, public-address systems, transmitters, etc. is in the offing. It is the use of the cathode-ray tube and the progressive serviceman will prepare himself now for the change that is coming.

The theory underlying the functioning of the cathode-ray tube and the circuits that accompany it receives full consideration in this book.

The second half of the volume is devoted to specific and practical applications of commercial oscilloscopes

to servicing and adjustment problems. Order your copy today!

### CONTENTS

I—The Theory of the Tube. A complete explanation of the different types of cathode-ray tubes. How the spot is focussed and how the beam of electrons is deflected. II—Sweep Circuits. How and why the spot moves across the screen and forms the image. III—A.C. Voltages on Both Sets of Plates. An explanation of the patterns formed on the cathode-ray tube screen when a.c. voltages are applied. IV—Commercial Cathode-Ray Oscillographs. A detailed description of the various cathode-ray oscillographs that are on the market. V—Practical Application of the Cathode-Ray Oscillograph. General directions for adjusting the cathode-ray oscillograph for all tests. VI—Alignment of Tuned Circuits. Understandable explanation of the theory of the frequency modulated oscillator and how it is used in testing with the cathode-ray oscillograph. VII—The A-F. Frequency Modulator. How overall a-f. response curves of auto units are developed and what they mean. VIII—Auto Radio Vibrator Testing. The connections for testing vibrators with the cathode-ray tube oscillograph. IX—Transmitter Adjustment. How the modulation of a wave is measured and the trapezoidal pattern is developed on the screen. X—Other Applications of the Cathode-Ray Oscillograph. Beat patterns, c-w. reception and detection.

338 Pages . . Profusely Illustrated . . Net Price \$3.00



## SERVICING SUPERHETERODYNES

No other circuit in the radio field has undergone all the changes that have been incorporated in the superheterodyne. In order to service these receivers with profitable speed, you must be able to analyze the different portions of the circuit quickly and this is just what Rider tells you how to do in this book. Not only is the theory of all types of Superhets thoroughly covered, but actual servicing details are most complete. Many thousands of Servicemen are using "Servicing Superheterodynes" daily and are finding the investment one that paid dividends in increased profits.

men are using "Servicing Superheterodynes" daily and are finding the investment one that paid dividends in increased profits.

### CONTENTS

I—The Principles Underlying the Operation of the Superheterodyne Receiver. II—The Generation of and the Relation Between Harmonics. III—Explanation of the Different Types of Superheterodyne Circuits. IV—Function and Characteristics of Individual Parts of the Superheterodyne Receiver. V—Special Circuits and Tube Applications. VI—Troubles and Symptoms Encountered in Superheterodynes. VII—Application of Test Oscillators. VIII—Vibrator Units. Appendix—Intermediate Peak Frequencies of Commercial Receivers with Model Numbers.


288 Pages . . Profusely Illustrated . . Net Price \$1.00

### Alternating Currents in Radio Receivers

Are you familiar with the different forms of alternating currents which are present in a radio receiver? When once you understand the basic facts relating to the cycle—frequency—sine waves—harmonics—complex waves—modulated waves—phase relations—you will have no trouble in understanding the servicing problems which involve these factors.

### D.C. Voltage Distribution

Only a casual glance at the schematics of some of the 1939 multi-tube sets will convince you that the distribution of the D.C. voltage to the tube elements is complicated. The many different forms these systems take should be recognized at a glance and understood. You should know thoroughly how the value of resistance and wattage rating of each resistor is calculated and why.



96 Pages Each  
Net Price 90c Each

### Resonance and Alignment

Do you know what happens when you tune a circuit to resonance? In order to align a receiver, oscillator, or transformer properly, so that maximum efficiency is attained, you must be familiar with more than just the mechanical operation. Are you familiar with I.F., oscillator, R.F. and detector alignment for all types of circuits—single, double and triple tuned systems?

### Automatic Volume Control

Automatic volume control has now become a standard feature of every well made receiver. Are you familiar with every type in use and can you recognize one system from another by examining the schematic? Do you know how various types of tubes are used in each circuit? Noise suppression systems, time delay circuits—audio-frequency volume expander systems and other such networks have greatly increased servicing problems.

HARD COVERS . . . . . TYPE SET . . . . . PROFUSELY ILLUSTRATED . . . . . HANDY POCKET SIZE

## SERVICING RECEIVERS BY MEANS OF RESISTANCE MEASUREMENT

Take the guesswork out of servicing by using an ohmmeter in your trouble shooting. This book tells you how to make and correctly interpret point to point resistance measurements. It will simplify your servicing problems and enable you to use the resistance data furnished in RIDER MANUALS to the best advantage. Now that more and more manufacturers are supplying resistance data, you need this book to speed up your servicing with greater accuracy. Let Rider show you how to use a modern servicing procedure on the complicated receivers—you will find in this book the usual Rider clarity of explanation of how theory is applied to practice.

203 Pages . . . . . Net Price \$1.50



## ALIGNING PHILCO RECEIVERS

Two Volumes

Everything you need for aligning Philco receivers . . . I.F. peaks—adjustment frequencies—trimmer and padlock locations—complete and detailed information for aligning every Philco model from 1929 to 1941. These two volumes, prepared with the co-operation of the engineering staff of the Philco Radio & Television Corp., are the authentic source of alignment information and the data are presented in a brand new way that makes alignment easier and quicker. You will find all the necessary data arranged so that every step in the alignment procedure is carried out in a definite systematic time-saving manner. The necessity for referring back and forth is eliminated completely in this radically new style of presenting alignment data.

nite systematic time-saving manner. The necessity for referring back and forth is eliminated completely in this radically new style of presenting alignment data.

Vol. I — 1929 to 1936 — 176 pages — \$1.50  
Vol. II — 1937 to 1941 — 200 pages — \$1.75

## AUTOMATIC FREQUENCY CONTROL SYSTEMS

From the simplest type of A.F.C. circuit to the most complicated push pull control circuit . . . you will find them all clearly explained in Rider's book. The first part of the book is devoted to a review of the combination of D.C. voltages, the phase relations in inductive, capacitive, and transformer circuits, with particular reference to the manner in which these principles appear in A.F.C. circuits. The remaining chapters cover the operation of all types of discriminator circuits, the operation of the various types of control tube circuits, including the push-pull type, the reflected reactance type, and the mutual inductance type. Let Rider tell you all about A.F.C. in this up-to-the-minute book that combines theory and practice.

144 Pages . . . . . Net Price \$1.25

## FOREWORD

Volume XIII is a continuation of the "Perpetual Trouble Shooter's Manual" series. In addition to this volume, Volumes I, II, III, IV, V, VI, VII, VIII, IX, X, XI and XII have been published.


Inasmuch as owners of preceding volumes are familiar with the Manual and with the nature of its contents, an elaborate description is not required. However, it might be well to state that the information presented in Volume XIII is condensed as much as possible in accordance with the requests of owners of previous volumes of this publication, but not at a sacrifice of any material. The attempt to condense the text is based purely upon an effort to include the maximum amount of data.

In a number of instances references are made to "conventional alignment." This term is used in conjunction with simple receivers which do not require elaborate alignment instructions. Such conventional alignment was described in the "How It Works" section of Volume VIII, and we feel that so many men are familiar with simple alignment operations that it would be a waste of space to include such alignment in conjunction with many of the receivers contained in Volume XIII.

You will also note that the index covers Volume XI, XII and XIII. This represents a new start, and it is our intention to combine, as the years pass, the various indexes for Volumes XI to XX. If, however, during the next few years, because of bulk, we find it necessary to start another index, it shall be done.

It is of interest, however, to note that some of the items listed in the index bear an asterisk designation. This simply denotes that the material referred to is associated with data printed in the preceding volumes of the Perpetual Trouble Shooter's Manual, and which will be found listed in preceding indexes.

A special feature, which we hope has proved to be helpful, is contained in Volume XII. We are referring to the "Clarified Schematics" breakdown illustrations which are found at the end of Volume XII. We felt for a long time this kind of information would be of value to servicemen and to others who have occasion to utilize the RIDER MANUALS as reference volumes. These "Clarified Schematic" diagrams show the various components and wave-band switch points which appear in the various bands of the receiver.

The correlation between the regular schematic illustration and the "Clarified Schematic" illustration is given by means of a hand (  ), which appears upon the regular schematic page, directly above the upper border. The presence of this hand upon the page establishes the fact that the schematic appears in breakdown form in the "Clarified Schematics" section. Further instructions concerning the use of the "Clarified Schematics" section is contained on the first page of that section within the RIDER MANUAL VOLUME XII.

It will be noted that some record changer data appear in Volume XIII which supplement the service data on these devices published in Rider's "Automatic Record Changers and Recorders." This was done because it was felt that most of the owners of the latter book would also have Volume XIII and so would desire all the latest data to bring their references up to date.

## HOW TO USE THIS INDEX

The Volume XI, XII and XIII index differs somewhat from previous indexes to the Perpetual Trouble Shooter's Manual, Volumes I to X inclusive. This difference lies in the fact that certain page references associated with Manuals published between 1931 and 1934 are omitted; also in that the structure of the text on the page has been changed.

As to use, the Volume XI, XII and XIII index is as simple as the previous indexes. The manufacturers are arranged alphabetically, and the page numbers are consecutive for each manufacturer, with a new series starting for each manufacturer.

An example of the use of this index is as follows:

AIR KING PRODUCTS CO., INC.		Page
MODEL		
4, 23X, 9722, 9822, 9822A, 9823, 9922 ..	Schematics, socket, trimmers, voltage .....	11-1
914 .....	Schematic .....	11-2
920 .....	Schematic .....	11-2
X937 .....	Schematic .....	11-3

This means that Model 920 of the Air King receiver is shown in schematic form on page 11-2, which means the second page in Volume XI in the Air King grouping of pages. The Air King receiver 9722 is to be found on page 1 in Volume XI in the Air King grouping of pages.

The breakdown diagrams in the "Clarified Schematics" section of Volume XII are listed in the index immediately after the listing of the main schematic, thus:

FIRESTONE TIRE & RUBBER CO.		PAGE
MODEL		
S7406-7 .....	Schematic, socket, trimmers .....	12-17
	<i>Clarified Schematics</i> .....	<i>C.S. 12-3</i>

This means that the complete schematic of Model S7406-7 will be found on page 12-17 of the Firestone section and the r-f and oscillator breakdown diagrams of this schematic will be found on the third page of the Firestone group printed at the end of Volume XII.

When seeking any page remember that the manufacturers' names are arranged alphabetically, and that the trade names are identified in conjunction with the selling organization responsible for that receiver. Every attempt is made in the construction of the Manual to list receivers of any one manufacturer in numerical order.

# INDEX

**\* ADMIRAL**

See CONTINENTAL RADIO & TELEVISION CORP.

**AETNA**

See WALGREEN

**AIR-CASTLE**

Also see CONTINENTAL RADIO & TELEVISION CORP.

Also see SPIEGEL INC.

**AIR CHIEF**

See FIRESTONE TIRE & RUBBER CO.

**AIR KING PRODUCTS CO., INC.**

MODEL		PAGE
4, 23X, 9722, 9822, 9822A, 9823, 9922	Schematic, socket, trimmers, voltage	11-1
914	Schematic	11-2
920	Schematic	11-2
X937	Schematic	11-3
3906LW	Schematic	11-3
3907	Schematic, socket	11-4
3912, 3916	Schematic, socket, voltage	11-5
3950	Schematic, alignment	11-6
3980	Schematic, socket, trimmers, voltage	11-1
4000	Schematic, socket	11-4
4000A	Schematic, socket	11-4
4001	Schematic, socket, alignment	11-6
4002	Schematic, socket	11-7
4007	Schematic, socket	11-7
4012	Schematic, socket	11-8
4016	Schematic, socket, trimmers	Misc. 12-1
4037	Schematic, socket	Misc. 12-1
4100	Schematic, socket	11-7
4200	Schematic, socket	11-8
5000	Schematic, voltage, socket, trimmers, recording data	11-9
9722, 9822, 9822A, 9823, 9922	See model 4	

**AIRLINE**

See MONTGOMERY WARD

**ALLIED RADIO CORP.**

(KNIGHT)

B10501	Schematic	11-1
B10508	Schematic	11-1
B10509	Schematic	13-1
B10510	Schematic	13-2
B10515, B10516, B10517, B10518	Schematic	11-3
B10520, B10521	Schematic	11-3
B10525, B10526, Early, B10527	Schematic	11-3
B10525, B10526 Late, B10765, B10766, B10767	Schematic	12-1, 2
	Alignment, socket, trimmers, tuner	12-3
B10530, B10531	Schematic, socket, trimmer, alignment	13-3
B10535	Schematic, socket, trimmers, alignment	12-4
B10536	Schematic, socket, trimmers, alignment	13-4
B10543, B10544	Schematic, alignment, socket, trimmers	12-5
B10545, B10546, B10547, B10548, B10549, B10553	Schematic, socket, trimmers, alignment	11-4
B10550	Schematic, alignment, socket, trimmers	12-6
B10561, B10560	Schematic, voltage	12-7
	Alignment, socket, trimmers, chassis	12-8
B10565, B10566, B10567, B10568	Schematic, voltage, socket	11-5
	Trimmers, alignment, chassis	11-6
	"Automatic Tune" Wheel Dial and Push Button data	12-32-33-34
B10572, B10585, B10586	Schematic, voltage	12-9
	Clarified Schematics	C.S. 12-1
	Sockets, trimmers, chassis	12-10
	"Automatic Tune" Wheel Dial and Push Button data	12-32-33-34
B10575	Schematic, voltage	12-11
	(Continued)	

**ALLIED RADIO CORP.—(Cont.)**

MODEL		PAGE
B10575 (Continued)	Alignment, socket, trimmers, chassis	12-12
B10577, B10578	Schematic, voltage, socket	11-7
	Chassis, trimmers, alignment	11-8
B10579	Schematic, voltage, socket	11-9
	Chassis, trimmers, alignment	11-10
	Tuner data	11-11
B10580, B10581, B10582	Schematic, voltage	11-13
	Alignment, tuner	11-14
	Socket, trimmers, chassis	13-5
B10588, B10589	Schematic, voltage, socket	11-15
	Chassis, trimmers, socket	11-16
B10590, B10591, B10592, B10593, B10595, B10596	Schematic, voltage	11-17
	Chassis, trimmers, socket	11-16
	"Automatic Tune" Wheel Dial and Push Button data	12-32, 33, 34
B10600, B10601, B10602, B10603, B10604, B10605	Schematic, voltage	12-13
	Socket, trimmers, alignment, chassis	12-14
	"Automatic Tune" Wheel Dial and Push Button data	12-32-33-34
B10606, B10607, B10608, B10609, B10610, B10611	Schematic, voltage	12-15
	Alignment, socket, trimmers, chassis	12-16
B10612, B10615, B10617	Schematic, voltage	12-17
	Chassis, socket, trimmers, alignment, notes	12-18
B10702, B10706, B10707	Schematic, socket, trimmers, alignment	11-12
B10704, B10705	Schematic, alignment, socket, trimmers	12-19
B10708, B10709, B10710	Schematic, alignment, socket, trimmers	12-20
B10711, B10712	Schematic, socket, alignment	13-6
B10713, B10714, B10715	Schematic, alignment, socket, trimmers	12-21
B10718, B10719	Schematic, alignment, socket, trimmers	11-2
B10726	Schematic	13-7
	Socket, voltage, alignment	13-8
	Socket, trimmer, chassis	13-9
B10750, B10760, B10761, B10762, B10770, B10771	Schematic, trimmers, socket, alignment	11-18
	Tuner data	11-11
B10765, B10766, B10767	See Model B10525	
B10773	Schematic, alignment	13-10
	Socket, trimmer, push-button data	13-11
B10780, B10781	Schematic, socket, trimmer, alignment	13-14
B10782, B10784, B10786	Schematic, socket, trimmers, alignment	11-19
B10790, E10890	Schematic, alignment, socket, trimmers	11-20
B10791, E10891	Schematic, alignment, socket, trimmers	11-21
E10797	Alignment, socket, trimmers	12-22
	Schematic, voltage	12-23
	Tuner data	12-24
B10799	Schematic, trimmer	13-12
	Alignment, socket	13-13
E10840	Schematic, socket, trimmer, alignment	13-15
E10845	Schematic, alignment, socket, trimmers	12-25
E10850	Schematic, socket, trimmers, alignment	12-26
	Tuner data, parts	12-30
E10855	Schematic, alignment, socket, trimmers	11-22
E10860	Schematic, socket, trimmers	12-25
E10865	Schematic, alignment, socket, trimmers	11-22
E10870	Schematic, socket, trimmer, push-button data	13-16
E10880	Schematic r-f chassis	12-27
	Clarified Schematics	C.S. 12-2
	Tuner, a-f schematics	12-28
	Socket, trimmers, alignment, parts	12-29
	Tuner data	12-30
E10882A	Schematic, voltage	12-31
	Alignment, socket, trimmers, chassis	12-24
E10890	See model B10790	
E10891	See model B10791	

\* Also see Vol. X index



# ANDREA AUTOMATIC

## ANDREA RADIO CORP.

MODEL		PAGE
* 1F5 Television	Alignment	11-1
2F-12, 8F-12 Television	Controls, assembly, chassis wiring	11-5
	Socket layouts	11-6
	Operating notes, part 1	11-9
2F-12, 8F-12 Television	Operating notes, part 2, tuner data	11-10
	Test patterns, part 1	11-11
	Test patterns, part 2	11-12
Chassis PH2	See model G42	
Video Chassis VF-12	Schematic, trimmers, coils	11-1, 2
Radio Chassis RF-12	Schematic, coils	11-3, 4
Deflection Chassis DF-12	Schematic	11-7
	Notes, layouts, controls	11-6
Power Chassis PF-12	Schematic, notes	11-8
* KT5 Television	Kit for 1F5	
UF-5 Chassis	See model 12F5	
UG5S Chassis	See model 25G5	
6H43	Schematic, trimmer, coils	13-1
	Alignment	13-2
6H44	Schematic, trimmer, coils	13-3
	Alignment	13-2
6G61, 6G61A, Chassis G61	Schematic, trimmer	13-4
6G63, 6G63A, Chassis G63	Schematic, alignment	12-1
UF6 Chassis	See model 33F6	
8F-12	See model 2F-12	
VF-12, RF-12, DF-12, PF-12	See Chassis PH2	
12F5, Chassis UF-5	Schematic, trimmers, alignment	11-13
21F5, 21AF5, Chassis UF-51	Schematic, alignment	11-14
25G5, Chassis UG5S	Schematic, coils, trimmers, alignment	11-15
33F6, Chassis UF6	Schematic, trimmers, alignment	11-16
G-42, Chassis PH2	Phono, schematic	12-1
43F6	Schematic, alignment	12-2
UF-51 Chassis	See model 21F5	

## ANSLEY RADIO CORP.

Dynatone	Schematic	11-1
	Socket, notes	11-2
D-1-A, D-1-B	Amplifier schematic for Record Player 1.14	12-1
1.10, 1.11, S.P.U.	See model D-17A	
1.12 Amp. and PU for AC	See model D16A, D20A	
1.12, 1.13, S.P.U.	See model D-21A	
1.13 AC-DC Amp. and PU	See models D16A, D20A	
1.14 Amp.	See models D-1-A, D-1-B	
1.19 Control unit	See models D16A, D20A	
1.20 AC SPU	See model D17A (1940)	
1.21 AC-DC SPU	See model D17A (1940)	
1.22 AC Amp. and SPU	See model D-21A (1940), 25A	
1.23 AC-DC Amp. and SPU	See model D-21A (1940), 25A	
2.20 Tuner	See model D-9-A	
2.21 Tuner	See model D-17A	
2.22 Tuner	See model D-21A	
2.23 Tuner	See model D-24A	
2.27 Tuner	See model FM3	
2.30 Tuner	See model D-10A	
2.31 RF tuner	See model D17A (1940)	
2.32 Tuner	See model D-21A (1940)	
2.33 Tuner	See model 25A	
FM-3 Tuner 2.27	Schematic, alignment	12-2
FM5	Schematic, socket, trimmer	13-1
D-9-A, D-10-A, 2.20 Tuner	Schematic, socket	11-3
D-10A Tuner 2.30		12-1
D16A AC amp. PU and Control Unit		12-3
D-17A, D-18A, D-23A, D29, D30		
1.10, 1.11, S.P.U.	Schematics	11-4
2.21 Tuner	Schematic, socket	11-4
D17A (1940) AC SPU 1.20, AC-DC SPU 1.21, RF tuner 2.31		12-4
D20A AC-DC amp. PU and Control Unit		12-3
D-21A, D-22A Amplifier, S.P.U.	Schematic, socket	11-5
1.12, 1.13, S. P. U.	Schematics, sockets	11-5
2.22 Tuner	Schematic, socket	11-5
D-21A (1940) Tuner 2.32, AC Amp and SPU 1.22, AC-DC Amp and SPU 1.23		12-5
D-24A, D-25A, 2.23 Tuner	Schematic, socket, notes	11-6
25A Tuner 2.33, AC amp and SPU 1.22, AC-DC amp and SPU 1.23		12-6
51	Schematic, socket, trimmer, alignment	13-2
52	Schematic, trimmer, socket, alignment	13-3
61	Schematic, socket, trimmer, alignment	13-4
62	Schematic, socket, trimmer, alignment	13-5

## ARVIN

See NOBLITT SPARKS INDUSTRIES, Inc.

## AUTOCRAT RADIO CO.

90	Schematic, socket, voltage, trimmers, alignment	11-1
91	Schematic, voltage	11-3
	Socket, trimmers alignment	11-4
92	Schematic, socket, trimmers, assembly	11-5
93	Schematic, socket, trimmers, alignment	11-6

## AUTOCRAT RADIO CO.—(Cont.)

MODEL		PAGE
94	Schematic, socket, trimmers, alignment	11-6
95	Schematic, voltage	11-3
	Socket, trimmers, alignment	11-4
96	Schematic, socket, trimmers, alignment	11-6
98	Schematic, voltage	11-3
	Socket, trimmers, alignment	11-4
101I, 101O, 101W	Schematic, voltage	11-3
	Socket, trimmers, alignment	11-4
102I, 102O, 102W	Schematic, voltage	11-7
	Socket, trimmers, alignment	11-4
103I, 103W	Schematic, voltage	11-7
	Socket, trimmers, alignment	11-4
104	Schematic, socket, trimmers	11-5
106	Schematic, socket, voltage, trimmers, alignment	11-1
	Tuner data	11-2
107I, 107W	Schematic, voltage	11-7
	Socket, trimmers, alignment	11-4
109, 110	Schematic, voltage	11-7
	Socket, trimmers, alignment	11-4
112	Schematic, voltage	11-8
	Socket, trimmers, alignment	11-9
113	Schematic, voltage	11-8
	Socket, trimmers, alignment	11-9
114	Schematic, voltage	11-8
	Socket, trimmers, alignment	11-9
115	Schematic, voltage	11-10
	Socket, trimmers, alignment	11-9
116	Schematic, voltage	11-8
	Socket, trimmers, alignment	11-9
118	Schematic, voltage	11-10
	Socket, trimmers, alignment	11-9
119	Schematic, voltage	11-10
	Socket, trimmers, alignment	11-9
120	Schematic, voltage	11-10
	Socket, trimmers, alignment	11-9
121, 125	Schematic, socket, trimmers, voltage, alignment	11-11
123	Schematic, socket, trimmers, voltage, alignment	11-11
130	Schematic, socket, trimmers, voltage, alignment	11-12
131, 531, 533	Schematic, socket, trimmers	12-1
142	Schematic, socket	11-12
148	Schematic, voltage	11-13
	Tuner, alignment, socket, trimmers	11-2
148-2	Schematic, voltage	11-13
	Tuner, alignment, socket, trimmers	11-2
168	Schematic, voltage	11-13
	Tuner, alignment, socket, trimmers	11-2
213, Phono-Oscillator	Schematic	11-2
359	Schematic, voltage, socket, trimmers, alignment, notes	11-14
	Tuner data	11-2
401, 401V	Schematic, socket, trimmers	12-2
411	Schematic	12-2
422	Schematic, socket, trimmers	12-2
431	Schematic, socket, trimmers	12-1
501, 501U, 503	Schematic, socket, trimmers	12-3
521	Schematic, socket, trimmers	12-3
531, 533	See model 131	
601	Schematic, socket, trimmers	12-4
611	Schematic, socket, trimmers	12-4

## AUTOMATIC RADIO AND TELEVISION CO., INC.

Tom Thumb Portable	Schematic, alignment, socket	12-1
Tom Thumb 3 in 1 Personal	Schematic, socket, notes	13-1
P40, P50	Schematic, alignment, socket, chassis	12-4
P41, P51	Schematic, alignment, socket, chassis	12-4
P43, P45	Schematic	11-1
	Socket layout	11-2
P57	Schematic	11-1
P58, P61	Socket layout	11-2
	Schematic	11-1
P-60	Schematic, socket, trimmer, alignment	13-2
P-65	Schematic, socket, trimmer, alignment	13-3
M-66, M-77	Schematic	11-3
	Socket layout	11-4
P72	Schematic	11-5
	Socket layout	11-2
P-77	Schematic, socket, trimmer, alignment	13-4
100, 101	Schematic, socket	12-2
102, 106, 116, 117	Schematic, socket	12-3
105	Schematic, socket	12-3
110, 111, 208	Schematic, socket	12-5
115	Schematic, socket	12-6
120, 125, 130	Schematic, socket	12-8
135	Schematic, socket	12-9
140AC	Schematic, socket	12-10
145A-C	Schematic, socket	12-11
148AC	Schematic, socket	12-12
152A-C, 155	Schematic, socket	12-12
158	Schematic	12-13
160, 170	Schematic	12-13
175	Schematic, socket	12-14
202, 203, 204, 205, 206	Schematic, socket	13-5
208	See model 110	
210	Schematic, socket	13-6

\* Also see Vol. X index

# AUTOMATIC BELMONT

AUTOMATIC RADIO AND TELEVISION CO., INC.—(Cont.)		
MODEL		PAGE
215, 220	Schematic, socket	13-7
250 AC	Schematic, socket	13-8
400, 401	Schematic	11-5
	Socket layout	11-4
402, 403, 406	Schematic	11-6
	Socket layout	11-4
	Tuner data	11-2
404, 405, 408	Schematic	11-6
	Socket layout	11-4
	Tuner data	11-2
420	Schematic, socket	11-7
430	Schematic, socket	11-7
432, 434A	Schematic, socket	11-7
436	Schematic, socket	11-7
440, 441, 444	Schematic	11-6
	Socket layout	11-4
442, 443, 446	Schematic	11-6
	Socket layout	11-4
	Tuner data	11-2
448, 450, 452, 454	Schematic	11-5
	Socket layout	11-4
480	Schematic	11-6
	Socket layout	11-4
911	Schematic, alignment, trimmers	11-8
939, 949	Schematic	11-3
975, 979, 988	Schematic	11-3

### BARKER BROS.

Tempo Tone	Schematic, tuner	Misc.	11-1
------------	------------------	-------	------

### BELMONT RADIO CORP.

4BA1	Schematic, socket, trimmer, voltage, coil data	13-1
	Alignment	13-2
4BA2	Schematic, socket, trimmer, voltage, alignment, coil assembly	13-3
5DA1	Schematic, voltage, socket, trimmer, coil assembly	13-4
	Alignment	13-2
5DA1, Series A	Schematic, voltage, socket, alignment, trimmer	13-5
5D16	Schematic, voltage, alignment	13-6
	Socket, trimmer, coil assembly	13-18
6P11	Schematic, voltage, socket, trimmer, alignment	13-7
7D22	Schematic, voltage, socket, trimmer	13-9
	Alignment	13-10
7H31	Schematic, voltage, socket, trimmer	13-8
	Alignment	13-10
8AE1	Schematic, voltage, socket, trimmer	13-11
	Alignment, trimmer, notes	13-12
11AE2	Schematic	13-13
	Alignment, socket, trimmer, sensitivity	13-14
	Record changer data, part 1	13-15
	Record changer data, part 2	13-16
11A24	Schematic, socket, trimmer	13-17
	Alignment, voltage	13-18
12A51	Schematic, socket, trimmer	13-19
	Alignment, voltage, push-button	13-20
12A52	Schematic, voltage	13-21
	Alignment, socket, trimmer, push-button data	13-22
151, 536	Schematic, socket, voltage, trimmers, tuner	12-1
407	Schematic, voltage, socket, trimmers, alignment	11-1
411, Series A	Schematic, voltage, socket, trimmers	11-3
	Alignment	11-4
460, Series A	Schematic, voltage, socket, trimmers, alignment	11-2
460 Series B and C Ser. No. OF538400	Schematic, socket, voltage	12-15
507, 513, Series A, Serial 211, 300 and up	Schematic, voltage, trimmers, socket, alignment	11-5
509	Schematic, socket, voltage, battery data	12-41
	<i>Clarified Schematics ...O.S. 12-1, 12-2</i>	
	Alignment, trimmers, tuner, iron core adjustments	12-42
510, Series A	Schematic, voltage, socket, trimmers	11-6
	Alignment	11-4
511, Series A	Schematic, voltage, socket, alignment	11-7
513	See model 507	
518	Schematic, socket, voltage, trimmers	12-3
	Alignment	12-4
533, Series A, Serial OC3710100 up	Schematic, socket, trimmer, voltage	12-5
	Alignment	12-6
533, Series B, Serial OC371605B up	Schematic, socket, trimmer, voltage	12-5
	Alignment	12-6
534	Schematic, socket, trimmer, voltage	12-7
	Tuner	12-12
536	See model 151	

BELMONT RADIO CORP.—(Cont.)		
MODEL		PAGE
539-415, etc., (Export) Chassis 539, Series A, Serial 9M259100 and up	Schematic, voltage, socket, trimmers	11-9
	Alignment	11-10
542 Series A	Schematic, socket, voltage, trimmers	12-9
	Alignment	12-10
546	Schematic, voltage, socket, trimmer, alignment	13-23
551B, Series A, Issue B	Schematic, voltage, socket, trimmers, alignment	11-8
571, Series A, Serial 189300 and up	Schematic, voltage, socket, trimmers, notes	11-11
	Alignment	11-12
577D, Serial 214845 up	Schematic, voltage, socket, trimmers, alignment	11-13
	Tuner data	11-10
590	Schematic, voltage, socket, trimmer, battery	13-24
612, Series A Ser. 300000 up	Schematic, socket, voltage, trimmers	12-11
	Tuner data	12-12
616, Series A	Schematic, socket, voltage, trimmers	12-13
	Alignment	12-14
	Phono Recorder notes	12-36
629, Series A, Serial 9L225000 up	Schematic, voltage, socket, trimmers	11-14
	Alignment	11-12
635, Series A	Schematic, voltage, socket, alignment, trimmers	11-15
636, Series A	Schematic, voltage, socket, trimmers, alignment	11-16
636, Series B	Schematic, voltage, socket, trimmers, alignment	11-20
637	Schematic, voltage, socket, trimmers	11-21
	Alignment, notes	11-22
638, Series A, Ser. No. 403200 up	Schematic, socket, voltage, trimmers	12-16
	Tuner data	12-12
642	Schematic, socket, voltage, trimmers	12-17
	Tuner	12-12
	Alignment	12-2
671, Series A	Schematic, socket, voltage, trimmer (With record changer)	12-18
	Automatic Record Changer	12-37
	Alignment	12-14
671B	Schematic, voltage, socket, trimmer	13-25
	Alignment, record changer notes	13-26
678, Issue C, Ser. No. 14302 up	Schematic, socket, voltage, trimmer	12-19
	Tuner data	12-12
	Alignment, installation, trimmer	12-20
679, Series A	Schematic, alignment, voltage, socket, trimmer	13-27
681, Series A	Schematic, socket, voltage, tuner	12-21
	Alignment	12-10
695	Schematic, socket, voltage, trimmers	12-22
	Alignment	12-8
705	Schematic, socket, voltage, trimmers, tuner	12-23
	Alignment, trimmers	12-24
706-391, 706-398, 706-378, etc. Chassis 706, Series A, Serial 9K166700 up	Schematic, socket, trimmers	11-17
	Alignment, trimmers	11-18
	Voltage, tuner	11-19
707-391, 707-398, 707-378, etc. Chassis 707, Series A, Serial 9K167300 up	Schematic, voltage, trimmers	11-32
	Alignment, trimmers	11-18
	Tuner data	11-19
708-391, 708-398, 708-378, etc. Chassis 708, Series A, Serial 9K188300 up	Schematic, voltage, socket, trimmers	11-23
	Alignment, trimmers	11-18
	Tuner data	11-19
709 AC, S.P.U.	Schematic	11-17
	Installation notes	11-19
729, Series A	Schematic, socket, voltage, trimmer	12-25
	Alignment, tuner	12-26
791	Schematic, voltage, socket	11-24
	Alignment trimmers	11-26
792, Series A	Schematic, voltage, socket	11-25
	Alignment, trimmers	11-26
	Tuner data	11-19
792, Series B, Serial 9L200500 up	Schematic, voltage, socket	11-27
	trimmers	11-28
	Alignment, trimmers	11-28
	Tuner data	11-19

# BELMONT CHEVROLET

BELMONT RADIO CORP.—(Cont.)		PAGE
<b>MODEL</b>		
793, Series A	Schematic, voltage, socket	11-29
	Alignment, trimmers, phono data	11-30
793, Series B, Serial 9L199900 up	Schematic, voltage, socket, trimmers	11-31
	Tuner data	11-19
794, Series A, Serial No. OA297000 up	Schematic, socket, voltage, trimmers	12-33
	Alignment	12-4
	Tuner	12-12
796, Series A, Serial No. OC362500 up	Schematic, socket, voltage, trimmers	12-27
	Tuner data	12-12
	Alignment	12-28
797, Series A, Serial No. OD428100 up	Schematic, voltage, socket, trimmer	12-29
	Tuner	12-2
	Alignment	12-28
	Recorder and phono operation	12-30
800	Schematic, socket, voltage, tuner	12-31
	<i>Clarified Schematics</i> ...C.S. 12-3,	12-4
	Alignment, socket, trimmers	12-32
801	Schematic	12-34
	<i>Clarified Schematics</i> ...C.S. 12-3,	12-4
	Tuner	12-31
	Socket, voltage, trimmers, alignment	12-35
	Iron core alignment	12-32
	Recorder and phono operation	12-36
	Automatic record changer	12-37
902	Schematic, socket, voltage, trimmers	12-38
	<i>Clarified Schematics</i> ...C.S. 12-3,	12-4
	Alignment-tuner notes	12-24
1100, Series A	Schematic, socket, voltage trimmers	12-39
	<i>Clarified Schematics</i> ...C.S. 12-5,	12-6
	Tuner	12-31
	Alignment, trimmers, iron core adjustment	12-40
1131, Series A	Schematic, socket, trimmer	13-28
	Alignment, trimmer	13-29

## BRUNSWICK RADIO DIVISION— RADIO AND TELEVISION, INC.

275, 276, 277	Schematic, voltage	13-1
	Alignment, socket, trimmer	13-2
	SFU schematic, push-button data, dial drive	13-3
280, 282, 285, 285-1	Push-button data	13-3
	Schematic, voltage	13-5
	Alignment, socket, trimmer	13-6
284, 286	Schematic, voltage	13-7
	Alignment, socket, trimmer, push-button data	13-8
288, 288½	Schematic, voltage	13-4
289, 291, 294	Schematic, trimmer	13-9
	Alignment, push-button data	13-10
A1020, A2020	Schematic, voltage, notes	11-1
	Alignment, trimmers, socket, dial drive data	11-2
	Automatic Record Changer notes	11-4
T1580, T2580, 3580, 4580, Chassis RC-482, P5580, Chassis RC-482A	Schematic, voltage, alignment, notes	11-2
1680, A2600, 2660, 2689, 3689	Schematic, voltage, notes	11-5
	Alignment, trimmers, socket, dial data	11-2
1700, A2700, A3720	Schematic, voltage, notes	11-7
	Alignment, trimmers, socket, tuner	11-8
	Dial and phonograph data	11-6
	Automatic record changer notes	11-4
A2020	See model A1020	
T2580	See model T1580	
A2600, 2660, 2689	See model 1680	
A2700	See model 1700	
3580	See model T1580	
3689	See model 1680	
A3720	See model 1700	
4580	See model T1580	
P5580	See model T1580	

## BUICK MOTOR

980598	See model 1308221	
980620	See model 1314523	
980650	Schematic, voltage	13-1
	Socket, trimmer, coils	13-2
	Tuner assembly, notes	13-3
	Alignment	13-4
980660	Schematic	13-5
	Voltage, chassis	13-6
	Trimmer, dial drive, alignment (Part 1)	13-7
	Alignment (Part 2)	13-8
	Alignment (Part 3), trimmer	13-9

BUICK MOTOR—(Cont.)		PAGE
<b>MODEL</b>		
980690, 980691	Schematic, voltage	13-10
	Alignment	13-9
	Socket, trimmer, chassis, coils, tuner assembly	13-11
1308221, 980598	Schematic, socket, voltage, tuner	12-1
	Alignment, socket, chassis, tuner	12-2
1314523, 980620	Schematic, socket, voltage	12-3
	Alignment, socket, trimmers, tuners, chassis	12-4
1323457	Voltage, tuner assembly	13-12
	Tuner parts	13-9
	Schematic	13-13
	Socket, trimmer, chassis, push- button data	13-14
	Alignment	13-15

## CADILLAC DIVISION—GENERAL MOTORS

77	Schematic	11-1
	Voltage, alignment, trimmers, socket, chassis	11-2
	Dial drive and tuner assembly	11-3
	Dial Drive data	11-4
	Assembly views	11-5
7234399	Schematic	11-7
	Voltage, socket, chassis	11-6
	Antenna data	11-8
	Tuner, antenna and noise sup- pression notes	11-9
	Alignment, tuner data	11-10
7240371	Schematic, voltage	12-1
	Alignment, tuner	12-2
	Voltage, socket, trimmers, chassis tuner assembly	12-3
7240427	Voltage, socket, trimmers, chassis, tuner assembly	12-4
	Schematic antenna note, voltage	12-5
	Alignment, tuner data	12-6
7241938	Schematic	13-1
	Chassis, socket, trimmer	13-2
	Alignment (Part 1)	13-3
	Alignment (Part 2)	13-4
	Parts list	13-5
	Tuner assembly	13-6
	Voltage	13-7
7241951	Voltage	13-7
	Tuner assembly	13-8
	Schematic	13-9
	Socket, trimmer, chassis	13-10
	Alignment	13-11
	Parts list	13-12

## THE CAPEHART, INC.

* 200-F	Data	Changes 11-5
---------	------	--------------

## CHAMPION RADIO

See FERGUSON RADIO, INC.

## CHEVROLET DIVISION—GENERAL MOTORS

See also UNITED MOTORS SERVICE

985536	Schematic	11-1
	Alignment, voltage, chassis, trim- mers, socket, data	11-2
	Circuit data, tuner, alignment notes, parts	11-3, 4
985537	Schematic, alignment	11-5
	Voltage, chassis, tuner, parts	11-6
985538	Schematic, voltage, alignment	11-7
	Chassis, trimmers, dial data, parts	11-8
985651	Schematic, voltage	11-9
	Alignment, trimmers, socket, chassis	11-10
985694	Schematic, chassis, trimmers, socket	12-1
	Socket, voltage, tuner, B filter, tone control	12-2
	Alignment, tuner	12-3
985695	Schematic, chassis, socket, trimmers	12-5
	Alignment, socket, voltage, tuner	12-6
985696	Schematic, chassis, socket, voltage, dial cord	12-7
	Alignment	12-8
985697	Schematic	12-9
	Chassis, trimmers, socket, coil assemblies	12-10
	Band coil schematics, tone con- trol, volume control	12-11
	Tuner	12-12
	Alignment (Part 1)	12-13
	Alignment (Part 2), socket, voltage, dial cord	12-14
985775	Schematic, alignment, voltage, trimmers, socket	12-4
985792	Schematic	13-1
	Voltage, socket, chassis	13-2
	Alignment, tuning core data	13-3
	Drive-cord data, coil assembly	13-4
985793	Schematic	13-5
	Socket, trimmer, chassis	13-6
	Voltage, drive-cord data	13-7
	Alignment	13-8
	Tuner unit assembly, parts	13-9

\* Also see Vol. X index

**CHEVROLET DIVISION—GENERAL MOTORS—(Cont.)**

MODEL	PAGE
985794	Schematic ..... 13-10
	"A" and 31-meter bands schematics ..... 13-11
	Tone-control wiring, volume control assembly ..... 13-12
	Voltage, drive-cord data ..... 13-13
	Chassis, socket, trimmer ..... 13-14
	Coil assembly, bottom view ..... 13-15
	Coil assembly, top view ..... 13-16
	Tuner assembly, bottom view ..... 13-17
	Tuner assembly, top view ..... 13-18
	Parts list ..... 13-19
	Parts list, continued ..... 13-20
	Parts list, continued ..... 13-21
	Parts list, concluded, circuit data ..... 13-22
	Alignment (Part 1) ..... 13-23
	Alignment (Part 2) ..... 13-24
	Alignment (Part 3), coil unit instructions ..... 13-25
	Notes ..... 13-26
985866	Schematic ..... 13-27
	Chassis, voltage ..... 13-28
	Socket, trimmer, battery ..... 13-29
	Alignment ..... 13-30

**CLARION**

1-53 Chassis	See Warwick 1-53
1-55C Chassis	See Warwick 1-55
1-56C Chassis	See Warwick 1-56
B-40 Chassis	See Warwick 2-40
B-50 Chassis	See Warwick 2-50
B-53 Chassis	See Warwick 2-53
B-54 Chassis	See Warwick 2-54
B-55 Chassis	See Warwick 2-55
B-56 (1941) Chassis	See Warwick 2-56
B-56 (1942) Chassis	See Warwick 2-53
C-57 Chassis	See Warwick 2-55
B-61, C-62 Chassis	See Warwick 2-61
B-70 Chassis	See Warwick 2-70
B-71 Chassis	See Warwick 2-71
C-72 Chassis	See Warwick 2-70
C-73 Chassis	See Warwick 2-71
B-403, B-403V, B-404, B-406, Chassis B-40	See Warwick 2-40
503, Chassis B-50	See Warwick 2-50
532, 534, 535, 536, Chassis 1-53	See Warwick 1-53
B-532, B-532V, B-533, Chassis B-53	See Warwick 2-53
B-542, B-546, Chassis B-54	See Warwick 2-54
552, 552V, 555, Chassis 1-55C	See Warwick 1-55
B-552, B-554, Chassis B-55	See Warwick 2-55
562, Chassis 1-56C	See Warwick 1-56
B-562, B-562V, Chassis B-56 (1942)	See Warwick 2-53
B-562, B-562V, B-566, B-568, Chassis B-56 (1941)	See Warwick 2-56
C-572, C-574, Chassis C-57	See Warwick 2-55
B-611, B-611V, B-614, Chassis B-61	See Warwick 2-61
C-621, C-621V, C-624, Chassis C-62	See Warwick 2-61
B-702, Chassis B-70	See Warwick 2-70
B-712, B-713, Chassis B-71	See Warwick 2-71
C-722, Chassis C-72	See Warwick 2-70
C-731, Chassis C-73	See Warwick 2-71

**COLUMBIA RECORDING CORP.**

D1, Demonstrator	Schematic ..... 13-2
P1, P2, P3, Phonograph	Schematic ..... 13-1
T1, T2, Phonograph	Schematic ..... 13-1
D3	Schematic ..... 13-2

**CONTINENTAL RADIO & TELEVISION CORP.**

\* See also RADIO PRODUCTS

B1	Schematic, socket, alignment, trimmers ..... 11-1
A2	Schematic, socket, alignment, trimmers ..... 11-2
XA3	Schematic, voltage, notes ..... 13-1
A4, B4	Schematic, alignment ..... 11-3
	Socket, trimmers ..... 11-5
4C	Schematic, alignment ..... 11-4
	Socket, trimmers ..... 11-6
D4	Schematic, socket, trimmer, alignment ..... 12-3
4F	Schematic, alignment ..... 11-7
	Socket, trimmers ..... 11-6
4J	Schematic, alignment ..... 11-4
	Socket, trimmers ..... 11-6
4Z, 319-4Z	Schematic, socket, alignment, trimmers ..... 11-9
AM-4	Schematic, socket, alignment, trimmers ..... 11-8
A5	Schematic, voltage, socket, trimmers ..... 12-1
	Alignment, tuner ..... 12-2
B5, XB5	Schematic, alignment, voltage ..... 11-10
	Socket, trimmers ..... 11-5
C5, XC5	Schematic, alignment ..... 11-3
	Socket, trimmers ..... 11-5
D5, XD5	Schematic, socket, trimmers, voltage ..... 12-4
F5, XF5	Schematic, alignment, voltage ..... 11-10
	Socket, trimmers ..... 11-5

**CONTINENTAL RADIO & TELEVISION CORP.—(Cont.)**

MODEL	PAGE
H5	Schematic, voltage, alignment, socket trimmers ..... 12-5
J5, XJ5	Schematic, socket, voltage, trim- mers, coil data ..... 12-6
K5	Schematic, alignment, trimmers, socket, automatic record changer ..... 12-7
	Automatic record changer, voltage, coil data ..... 12-8
5LS	Schematic, socket, alignment, trimmers ..... 11-11
M5 (Early)	Schematic, socket, alignment, trimmers ..... 11-12
M5 Late, XM5	Schematic, voltage, socket, trimmer ..... 13-3
	Alignment ..... 13-4
5N, 5NL	Schematic, socket, alignment, trimmers ..... 11-13
5Q, 5QL	Schematic, alignment ..... 11-7
	Socket, trimmers ..... 11-6
Q5, XQ5	Same as 5Q, 5QL
5R, 5RL	Schematic, voltage, alignment ..... 11-14
	Socket, trimmers ..... 11-6
5S, 5SL	Schematic, voltage, alignment ..... 11-14
A6, XA6	Schematic, voltage, alignment ..... 11-15
	Socket, trimmers ..... 11-5
B6, XB6	Alignment ..... 13-4
	Schematic, voltage, socket, trimmer, drive-cord data ..... 13-5
C6	Alignment ..... 13-4
	Schematic, voltage, socket, trimmer ..... 13-6
E6	Schematic, socket, trimmers, coil data, speaker data ..... 12-9
G6, XG6	Schematic, voltage, alignment ..... 11-15
	Socket, trimmers ..... 11-5
6J, 6JL	Schematic, alignment ..... 11-16
	Socket, trimmers ..... 11-6
J6, XJ6	Schematic, socket, voltage, trim- mers, coil data, speaker data ..... 12-10
	Alignment, tuner ..... 12-2
K6	Schematic, voltage, socket, trimmers, coil data, speaker data ..... 12-11
	Schematic, alignment ..... 11-16
6M, 6ML	Socket, trimmers ..... 11-6
A7	Schematic, socket, trimmers, coil data, voltage, speaker data ..... 12-12
	<i>Clarified Schematics</i> ..... C.S. 12-1
	Alignment, tuner ..... 12-2
B7 Issues A and B	Schematic, socket, trimmers, voltage, coil data ..... 12-13
	<i>Clarified Schematics</i> ..... C.S. 12-1
	Alignment, tuner ..... 12-2
7C	Schematic, alignment ..... 11-17
	Socket, trimmers ..... 11-6
7C-PH Automatic	Schematic, voltage, alignment ..... 11-18
	Socket, trimmers ..... 11-6
	Tuner data ..... 11-19
	Record changer data ..... 11-21
7H	Schematic, alignment ..... 11-17
	Socket, trimmers ..... 11-6
	Tuner, voltage ..... 11-19
7H-PH, 7H-PH Automatic, 382-7H-PH	Schematic, voltage, tuner, align- ment ..... 11-19
	Socket, trimmers ..... 11-6
	Record changer data ..... 11-21
K7	Schematic, socket, voltage, trimmers, phono data, coil data ..... 12-14
	Recorder data ..... 12-20
AM7	Schematic, socket, trimmers, alignment ..... 11-20
8C	Schematic, socket, trimmers, voltage, alignment, tuner ..... 11-23
AM8	Schematic, amplifier layout ..... 11-22
	Socket, trimmers ..... 11-20
A-10	Schematic, voltage, socket, trimmer ..... 13-7
	Alignment, parts list ..... 13-8
A11, A11-PH	Schematic, socket, trimmers, dial cord, mike, phono, and television connections ..... 12-15
	<i>Clarified Schematics</i> ..... C.S. 12-3, 12-4
	Automatic record changer ..... 12-16
	Voltage, alignment, coil data, speaker data ..... 12-17
11B, 11B-PH	Schematic, socket, trimmers, alignment, voltage ..... 11-24
	Record changer data ..... 11-21
B-11	Schematic, socket, trimmers, dial cord ..... 12-19
	<i>Clarified Schematics</i> ..... C.S. 12-3, 12-4
	Voltage, Alignment, coil data, speaker data ..... 12-17
	Automatic record changer ..... 12-18
	Recorder data ..... 12-20
CW13	Phonograph schematic ..... 11-9
J55, XJ55	Schematic, socket, trimmers, voltage ..... 12-21
XJ55-PH	Schematic, socket, trimmers, speaker data ..... 12-21
	Alignment, tuner ..... 12-2
	Coil data ..... 12-6
62-B7	Schematic, socket, trimmers, voltage, coil data ..... 12-13
	Alignment, tuner ..... 12-2

(Continued)

# CONTINENTAL CROSLLEY

CONTINENTAL RADIO & TELEVISION CORP.—(Cont.)		PAGE
MODEL		
62-B7 (Continued)	Automatic record changer data	12-16
K63	Schematic, socket, trimmer, alignment	13-2
A77	Schematic, socket, trimmers, voltage, coil data, speaker data	12-22
	<i>Clarified Schematics</i> .....C.S.	12-2
	Alignment, tuner	12-2
319-4Z	See model 4Z	
362-7H-PH	See model 7H-PH	
<b>CORONADO</b>		
See GAMBLE-SKOGMO INC.		
<b>CROSLLEY CORP.</b>		
	Recorder data (Part 1)	12-39
	Recorder data (Part 2), auto. record changer	12-40
	Automatic record changer photographs	12-41
	Automatic record changer Auto. record changer, phono motors, tone arms	12-43
02CA, 02CB, Chassis 55	Schematic, socket, trimmer	13-1
	Alignment, voltage	13-2
	Push-button data	13-3
02CP, 02CQ, Chassis 70	Schematic, socket, trimmer	13-4
	Alignment, voltage	13-5
10	Schematic, alignment, voltage, Chassis, trimmers	12-1
11, J11	Schematic, socket, trimmers, chassis	12-3
	Alignment, voltage	12-2
12, J12	Schematic, chassis, socket, trimmers, tuner	12-4
	Voltage	12-2
0A12	Schematic, socket, trimmer, phono data	13-6
	Alignment, voltage	13-7
13, J13, 14, J14	Schematic	12-5
	Chassis, socket, trimmers, alignment	12-6
	Voltage	12-2
15, J15	Schematic, socket, trimmers, chassis	12-7
	Voltage	12-10
16, J16	Schematic, socket trimmers, chassis	12-8
	Voltage	12-10
18, J18	Schematic	12-9
	Voltage, alignment, chassis, socket, trimmers	12-10
20, 21, 23	Schematic	12-11
	Alignment	12-14
	Chassis, voltage, socket, trimmers	12-12
22AS	Schematic, socket, trimmers	12-13
	Alignment, voltage	12-14
24	Schematic	12-15
	Alignment, socket, chassis, trimmers	12-16
	Voltage	12-18
24, 25	Phono jack	12-12
25	Schematic	12-17
	Alignment, trimmers	12-16
	Socket, voltage, chassis, trimmers	12-18
25, 26, 26 (Revised), 29, 31BF	Tuner	12-19
26	Schematic	12-21
26 Revised	Schematic	12-21
	<i>Clarified Schematics</i> .....C.S. 12-1, 12-2	
	Socket, alignment, trimmers, voltage, phono connections	12-20
OR26, Wireless Record Player	Adjustments	13-8
	Schematic, notes	13-9
	Adjustments	13-10
27BD, 27BE	Schematic, alignment, trimmers, voltage	12-22
28	Schematic, socket, trimmers	12-23
	Alignment, voltage	12-24
28 Chassis	See Model CB82-R	
29	Schematic, socket, trimmers	12-25
	<i>Clarified Schematics</i> .....C.S. 12-3,	12-4
	Alignment, voltage	12-24
J30BC	Schematic, chassis, socket, trimmers	12-26
J30	Alignment	12-24
31BF	Schematic	12-27
	Socket, trimmers	12-29
31BF, 34BH	Alignment	12-24
J30BC, 31BF	Voltage	12-28
33BG	Schematic, voltage socket, trimmers	12-29
	Alignment	12-28
34BH	Schematic	12-30
	Socket, trimmers	12-25
	Voltage	12-37
35AK, 38BM	Schematic, socket, voltage, alignment	12-31
36AM	Schematic, voltage, chassis, socket, trimmers	12-32
37 Chassis	See Model 62TA	
52FA, 52FB, Chassis 57	Schematic, socket, trimmer, alignment, voltage	13-11

CROSLLEY CORP.—(Cont.)		PAGE
MODEL		
52FC, Chassis 90	Schematic, socket, trimmer, alignment, voltage	13-12
52PA, Chassis 67	Schematic, socket, trimmer, alignment, voltage	13-13
52PB, Chassis 71	Similar to 52PA—See Note	13-13
52TD, 52TD-U, 52TE, 52TE-U, Chassis 77; 52TF, 52TF-U, Chassis 76	Schematic	13-14
	Alignment, socket, trimmer, voltage	13-15
52TG, Chassis 74, 52TG-U, Chassis 74U	Schematic, voltage, socket, trimmer, alignment	13-16
TK52, TK52W, Chassis 64	Schematic	13-17
	Alignment, push-button data	13-18
	Voltage, socket, trimmer, push-button data	13-19
52TP, Chassis 72	Schematic, voltage, socket, trimmer, alignment	13-20
52TQ, Chassis 83	Schematic, voltage, alignment, socket	13-21
53TF, Chassis 73	Schematic, trimmer	13-22
	Voltage, socket, alignment	13-23
55 Chassis	See Model 02CA	
57 Chassis	See Model 52FA	
62FA, 62FB, Chassis 58	Schematic, socket, trimmer, voltage, alignment	13-24
62TA, 62TC, 62TD, Chassis 37	Schematic, socket, alignment, voltage, trimmer	13-25
TA62, TA62W, Chassis 63	Schematic, socket, trimmer	13-26
	Alignment	13-27
	Voltage	13-32
63FB, Chassis 93	Schematic, socket, trimmer, voltage, alignment	13-28
64 Chassis	See model TK52	
67 Chassis	See model 52PA	
70 Chassis	See model 02CP	
71 Chassis	See model 52PB	
72 Chassis	See model 52TP	
72CA, Chassis 80	Schematic, trimmer, alignment	13-29
	Voltage, push-button data	13-30
72CP, Chassis 85	Schematic, socket, voltage	13-31
	Alignment	13-32
73 Chassis	See model 53TF	
74, 74U Chassis	See model 52TG	
75 Chassis	See model 82CP	
76, 77 Chassis	See model 52TD	
80 Chassis	See model 72CA	
82CP, 82CQ, Chassis 75	Schematic, socket, trimmer, notes	13-33
	Alignment, voltage	13-34
CB82-R, Chassis 28	Schematic, socket, trimmer	13-35
	Alignment, voltage	13-36
88 Chassis	See model 52TQ	
85 Chassis	See model 72CP	
90 Chassis	See model 52FC	
93 Chassis	See model 63FB	
A150	Schematic	12-33
	Voltage, socket, chassis, trimmers	12-34
A160	Schematic	12-35
	Socket, chassis, voltage, trimmers, speaker installation	12-36
	Alignment	12-37
A169	Schematic, socket, voltage, notes	11-1
	Alignment, trimmers, tuner	11-2
A250 Roamio	Schematic, socket, tuner	12-38
	Alignment, chassis	12-37
A259	Schematic, socket, voltage, notes	11-3
	Alignment, trimmers, tuner	11-2
A350	Schematic	12-33
	Voltage, socket, trimmers, chassis	12-34
429	Schematic, socket, voltage, alignment, trimmers, chassis	11-4
439	Schematic, voltage, socket, trimmers, alignment, chassis	11-7
449, 459	Schematic, socket, trimmers, chassis	11-5
	Alignment, voltage, parts	11-6
A-450 Roamio	Schematic	12-33
	Voltage, socket, trimmers, chassis	12-34
468	Schematic, socket, trimmers, chassis, notes	11-8
	Alignment, rear view	11-9
494 Record Player for Model 758 Receiver	Assembly, notes	13-37
518, 6518	Schematic, socket, trimmers, chassis	11-10
	Alignment, voltage	11-9
519, 529	Schematic, socket, trimmers, chassis	11-11
	Alignment	11-12
* 548, 5548	Alignment, voltage, tuner, chassis	11-12
549	Schematic, chassis	11-13
	Voltage, socket, trimmers, alignment	11-14
558	Schematic, socket, trimmers, notes	11-15
	Alignment, voltage, tuner, chassis	11-12
599	Schematic, socket, trimmers, chassis, voltage, alignment	11-16
639	Schematic, voltage	11-17
	Socket, trimmers, phonograph assembly	11-18
	Alignment, record changer data	11-19

\* Also see Vol. X index

<b>MODEL</b>	<b>CROSLLEY CORP.—(Cont.)</b>	<b>PAGE</b>
649, 5648	Schematic	11-21
	Voltage, chassis, socket, trimmers, tuner, alignment	11-22
668	Schematic, voltage, socket, trimmers, chassis, alignment	11-20
	Wavetrap data, notes, tuner	11-12
689	Schematic, socket, chassis, trimmers	11-23
	Voltage, alignment, tuner	11-24
719 (3 types)	Schematics	11-25
	Circuit data, voltage, socket, trimmers, alignment	11-26
729, "Magnetune" (Types 1, 2)	Schematics	11-27
	Alignment, circuit notes, parts	11-29
729 (Type 3)	Schematic, voltage, socket, trimmers, chassis	11-28
	Alignment, circuit notes, parts	11-29
739 (Loop Type)	Schematic	11-30
	Alignment, voltage	11-32
	Socket, trimmers, chassis, notes	11-34
739 (2 types), 7739 (2 types)	Schematics	11-31
	Alignment, voltage	11-32
	Socket, trimmers, chassis, notes	11-34
J739, J7739	Schematics, parts	11-35
	Alignment, voltage	11-32
	Socket, trimmers, notes	11-34
* 758	Alignment, voltage	Changes 11-6
	For Record Player See Model 494	
819, 1019 (Loop Type)	Schematic	11-37
	Parts list	11-36
	Socket, trimmers, chassis	11-39
	Voltage, alignment, drive cord data	11-40
819, J819	Schematics	11-38
	Parts list	11-36
	Socket, trimmers, chassis	11-39
	Voltage, alignment, drive cord data	11-40
5519, 5529, J5519, J5529, 6519	Schematics	11-41
	Socket, trimmers, chassis, voltage, alignment, notes	11-42
5548	See model 548	
5648	See model 649	
6518	See model 518	
6519	See model 5519	
7739, J7739	See models 739, J739	

**DELCO**

See UNITED MOTORS

**DETROLA CORP.**

281, 2811	Schematic, alignment	11-1
293	Schematic, alignment, socket, trimmers	11-1
295-1	Schematic, alignment, socket, trimmers	11-2
297	Schematic, alignment, socket, trimmers	11-3
299	Schematic, alignment, socket, trimmers	11-2
301	Schematic, alignment, socket, trimmers	11-2
302	Schematic, alignment	11-1
303	Schematic, alignment, socket, trimmers	11-2
304, 3041	Schematic, alignment, socket, trimmers	11-1
305, 3051	Schematic, alignment, socket, trimmers	11-3
	Tuner data	10-6
310, 3101	Schematic, alignment, socket, trimmers	11-4
	Tuner data	10-6
314	Schematic, alignment, socket, trimmers	11-5
	Tuner data	10-6
315	Schematic, alignment, socket, trimmers, parts	11-6
	Tuner data	10-6
318	Schematic, alignment, socket, trimmers	11-5
	Tuner data	10-6
319	Schematic, alignment, socket, trimmers	11-1
320, 3201, 3202	Schematic, alignment, socket, trimmers	11-4
	Tuner data	10-6
321, 324	Schematic, alignment, socket, trimmers	11-7
322	Schematic, alignment, socket, trimmers	11-7
325	Schematic	11-7
	Socket, trimmers	11-6
326	Schematic, socket, trimmers, parts	11-8
	Alignment, voltage	11-9
	Tuner data	11-10
327, 3271, 3331, 3332	Schematic, socket, trimmers, alignment	12-1
328	Schematic, socket, trimmers, alignment	12-2
329	Schematic, socket, trimmers	11-11
333	Schematic, socket, trimmers, Alignment	11-11

<b>MODEL</b>	<b>DETROLA CORP.—(Cont.)</b>	<b>PAGE</b>
335A	Schematic, socket, trimmers, alignment	12-3
339	Schematic, socket, trimmers, alignment	12-4
340, 340-1	Schematic, socket, trimmers, alignment	12-4
341, 341-1, 341-2	Schematic, socket, trimmers, alignment	12-4
342	Schematic, socket, trimmers	11-11
343	Schematic, socket, trimmers	11-12
346	Schematic, socket, trimmers, alignment, installation notes	12-5
349	Schematic	12-6
	Alignment, socket, trimmers	12-2
360, 360-1, 360-2	Schematic, socket, trimmers, alignment	12-4
361	Schematic, alignment, socket, trimmer	13-1
372	Schematic, socket, trimmers	12-6
378, 3781	Schematic, socket, trimmer, alignment	13-2
379	Schematic, socket, trimmer	13-3
383	Schematic, socket, trimmer	13-3
386, 3861, 389, 389-1, 389-2	Schematic, socket, trimmer, alignment	13-3
390	Schematic	13-4
	Alignment, socket, trimmer	13-5
	Recorder data	13-6
392, 3862, 3863	Schematic, socket	13-7
393	Schematic, socket, trimmer	13-8
394	Schematic, socket, trimmer	13-8
422	Schematic, socket, trimmer	13-9
423	Schematic, socket, trimmer	13-9
424	Schematic, socket, trimmer	13-10
433	Schematic, socket, trimmer, alignment	13-10
441	Schematic, socket, trimmer, alignment	13-9
445	Schematic, socket, trimmer, alignment	13-9
2811	See model 281	
3041	See model 304	
3051	See model 305	
3101	See model 310	
3201, 3202	See model 320	
3231	Schematic	11-12
	Alignment, socket, trimmers	11-10
3271	See model 327	
3281	Schematic	11-12
	Socket, trimmers	11-10
	Alignment	11-10
	See model 327	
3331, 8332	Schematic, socket, trimmers	12-6
3422	Schematic, socket, trimmer	13-2
3781	Schematic, socket, trimmer	13-3
3861	Schematic, socket, trimmer	13-7
3862, 3863	Schematic, socket, trimmer	13-7

**DEWALD RADIO MFG. CORP.**

406R, 407	Schematic	12-1
409	Schematic, alignment	11-1
410, 410A, 410R	Schematic, notes	12-2
414	Schematic	11-2
415, R415	Schematic	11-2
501A, 561, 562	Schematic, alignment	12-1
537, 538, 539LW, SW	Schematic	11-3
542, 542LW	Schematic, alignment, socket	11-4
544	Schematic, socket	11-5
545, 545SW, 545LW	Schematic, notes	11-6
548, 549, 555 (1940)	Schematic, alignment, tuner	12-3
558, 559	Schematic, alignment	12-11
560	See model 501A	
561, 562	Schematic, alignment	13-1
563	Schematic	13-1
564	Schematic, notes, voltage	12-4
565	Schematic, alignment	13-2
D-566	Schematic, alignment	13-3
568	Schematic, alignment	11-1
658, 658LW, 661	Schematic, alignment, socket, notes	11-7
662, 662L, 665	Schematic	11-3
663, 666	Schematic, notes	12-2
666 Late	Schematic, alignment	13-4
666-T	Schematic, notes	12-5
669	Schematic, alignment	13-5
670, 707	Schematic, alignment	12-6
671, 708	Schematic	13-6
672-A	Schematic, socket, trimmer, alignment, voltage, chassis	13-7
674	Schematic, voltage, alignment, socket, trimmer, chassis	13-8
675	Schematic, socket, alignment, tuner	11-8
704, 704LW, 705	Schematic, recorder, phono data	12-7
706	See model 670	
707	See model 671	
708	Schematic, alignment, tuner, socket	12-8
810	Schematic	12-5
812	Schematic, notes	12-9
814, 815, 816, 817	Alignment	12-11
	Socket, trimmers	12-12
906, 907, 908	Schematic	12-10
	Alignment	12-11
	Socket, trimmers, recorder data	12-12

\* Also see Vol. X & lex

# DUMONT EMERSON

## ALLEN B. DUMONT LABS., INC.

MODEL		PAGE
180, Type 3 Television	Schematic	11-1, 2
180X, 181X, 182X, 183X	Schematic	13-1, 2
	Antenna and installation data	13-5
	Service notes	13-6
	Alignment, part 1	13-3
	Alignment, part 2	13-4

## ECHOPHONE RADIO CO.

EC-2	Schematic	13-1
	Alignment, parts list	13-2
	Socket, trimmer, chassis	13-3
	Circuit data, adjustments	13-7
EC-3	Socket, trimmer, chassis	13-4
	Schematic	13-5
	Alignment, parts list	13-6
	Circuit data, adjustments	13-7

## ELECTRICAL RESEARCH LABS. INC. (ERLA)

See all SENTINAL Models

## EMERSON RADIO & PHONOGRAPH CORP.

BH Chassis	See model BH-203	
CE Chassis, Late	See model CE259	
CG, CG1 chassis	See model CG268 or CG293	
CH Chassis	See model CH246	
CJ, CJ1 chassis	See model CJ221	
CL Chassis	See model CL246	
CQ chassis	See model CQ269	
CR, CR1 chassis	See model CR297	
CRLW chassis	See model CRLW261	
CS chassis	See model CS268	
CU chassis	See model CU265	
CULW chassis	See model CULW261	
CV, CV1 chassis	See model CV264 or CV289	
CW chassis	See model CW279	
CX chassis	See model CX263	
CY chassis	See model CY269	
CZ chassis	See model CZ282	
DA chassis	See model DA287	
DB chassis	See model DB296	
DC chassis	See model DC308	
DD chassis	See model DD268	
DF chassis	See model DF302	
DH chassis	See model DH264	
DJ chassis	See model DJ310	
DL, DL1 chassis	See model DL330	
DM, DM1 chassis	See model DM331	
DP, DP1 chassis	See model DP332	
DQ, DQ1, EH, EH1 chassis	Schematic, parts, alignment, trimmer, voltage, dial-drive notes, coils, changes	12-5
DR, DR1 chassis	Schematic, parts, alignment, trimmer, voltage, dial-drive, changes	12-11
DS chassis	See model DS-365	
DU chassis	See model DU-379	
DV chassis	See model DV-364	
DX chassis	See model DX-356	
DY, DY1 chassis	Schematic, parts, alignment, trimmer, voltage, dial-drive notes, changes	12-6
DZ chassis	See model DZ-371	
EA, EB, EE, EW chassis	Schematic, battery conn., data, Parts, alignment, voltage, trimmer, battery data, dial-drive notes, changes	12-3
EA1 chassis	See model EA1-341	
EC, EC1, EK, EM, EM1 chassis	Schematic, parts, alignment, trimmer, voltage, dial-drive notes, changes	12-1
ED chassis	See model ED-354	
EE chassis	See chassis EA	
EF chassis	See model EF-363	
EG chassis	See model EG-355	
EH, EH1 chassis	See chassis DQ, DQ1	
EJ chassis	See model EJ-378	
EK, EM, EM1 chassis	See chassis EC	
EL chassis	See model EL-360	
EO Chassis, Phono.	See model EO388	
EP chassis	See model EP-367	
EQ chassis	See model EQ-368	
ER chassis	See model ER-369	
ES chassis	See model ES-374	
ET chassis	See model ET-383	
EV chassis	See model EV-384	
EW chassis	See chassis EA	
EX chassis	See model EX-386	
FA chassis	See model FA-374	
FB2 chassis	See model FB2-374	
FC chassis	See model FC-400	
FD Chassis	See model FD396	
FE Chassis	See model FE409	
FF Chassis	See model FF411	
FG chassis	See model FG-330	
FH Chassis	See model FH413	
FJ Chassis	See model FJ412	
FL Chassis	See model FL414	
FO Chassis	See model FO420	
FP Chassis	See model FP421	
FR Chassis, Early, Late	See model FR432	
FU Chassis	See model FU424	
FV Chassis	See model FV426	

## EMERSON RADIO & PHONOGRAPH CORP.—(Cont.)

MODEL		PAGE
FW Chassis	See model FW423	
FY, FY2 Chassis	See model FY 434	
FZ Chassis	See model FZ 452	
GB Chassis	See model GB439	
GC Chassis	See model GC448	
GH, GH2 Chassis	See model GH437	
GK, GK2 Chassis	See model GK450	
H-5 Universal Compact	Schematic	13-19
8MT-574 Converter	D.C. to A.C. vibrator type; Schematic, parts, installation	12-32
BH-203 Chassis BH	Schematic, voltage, alignment, trimmer	13-1
CJ219, CJ221, CJ232 AC, Chassis CJ, Early, Late, CJ1-221, CJ1-232 AC-DC	Schematics	11-1
	Alignment, voltage, changes, coils, parts	11-2
EC-242	See chassis EC	
CH246, CH253, CH256, Chassis CH	Schematic, voltage, changes	13-2
CL246, CL253, CL256, Chassis CL	Changes	13-2
* CF255	Changes	11-2
CE259, CE260, CE263, Chassis CE, Late	Schematic, socket, trimmer	13-3
	Changes, parts list	13-4
	Voltage, battery, notes	13-5
	Alignment, adjustment	13-6
CRLW261, CRLW262, CRLW-274, Chassis CRLW	Schematic, voltage, alignment, trimmers	11-3
CULW261, CULW261, CULW-265, CULW274, Chassis CULW	Schematic, voltage, alignment, parts	11-4
CX263, CX283, CX284, CX285, CX305, CX292, Chassis CX (3 types)	Schematics	11-5
	Voltage, alignment, parts, changes, battery data	11-6
CV264, CV280, CV295, CV298, CV313, CV314, CV316, Chassis CV (2 types)	Schematics	11-7
	Voltage, alignment, trimmers, changes, parts	11-8
DH264, Chassis DH	Schematic, voltage, alignment, trimmers, parts	11-9
OU265, Chassis CU	Schematic, voltage, alignment, parts	11-10
CG268, CG270, CG272, CG276, CG318, CG320 Chassis CG, CY269, CY271, CY273, CY-286, CY288, CY319, Chassis CY	Schematics, voltage	11-11
	Alignment, trimmers, tuner, parts	11-12
DD268, DD270, DD272, DD276, Chassis DD	Schematic, voltage, socket, alignment, trimmers	11-15
CQ269, CQ271, CQ273, Chassis CQ, CS268, CS270, CS-272, CS276, Chassis CS	Schematic, voltage	11-13
	Tuner data	11-12
	Alignment, trimmers, parts	11-14
CW279, Chassis CW, CZ282, Chassis CZ	Schematics	11-16
	Voltage, alignment, trimmers, tuner	11-24
DA287, Chassis DA	Schematic, voltage, parts, notes	11-21
	Alignment, socket, trimmers	11-14
CV289, CV290, CV291, Chassis CV, CV1-290, CV1-291, Chassis CV1	Schematics	11-17
	Voltage, alignment, trimmers, changes, parts	11-18
CG293, CG294, Chassis CG, CG1-293, CG1-294, Chassis CG1	Schematic, record changer	11-19
	Voltage, alignment, trimmers, parts	11-20
DB296, DB301, Chassis DB, DL330, Chassis DL	Schematic, voltage, alignment, trimmers	11-22
EC-296, EC1-296, EC-301, EC1-301	See chassis EC, EC1	
CR297, CR303, Chassis CR, CR1-297, CR1-303, Chassis CR1	Schematic, voltage	11-23
	Record changer data	11-19
	Alignment, changes, parts	11-24
DF302, DF306, Chassis DF (2 types)	Schematics, voltage	11-25
	Alignment, trimmers, changes, parts	11-26
DC308, Chassis DC	Schematic, voltage, alignment, trimmers, changes	11-29
DJ310, DJ311, DJ312, Chassis DJ (2 types)	Schematics, voltage, changes	11-27
	Alignment, trimmers, battery data, parts	11-28
EA-312	See chassis EA	
EC-314, EC-315	See chassis EC	
EC-314, EC1-315	See Chassis EC1	
EC-327, EC1-327	See Chassis EC, EC1	
DL-330	See model DL-296	
DL1-330, Chassis DL1	Schematics, parts	11-30
	Alignment, voltage, trimmers	11-22

\* Also see Vol. X index

EMERSON RADIO & PHONOGRAPH CORP.—(Cont.)

MODEL		PAGE
FG-330, Chassis FG, FC-400, Chassis FC .....	Schematic, parts, alignment, trimmer, voltage, dial-drive notes .....	12-2
DM331, Chassis DM, DM1-331, Chassis DM1 .....	Schematic, voltage, alignment, trimmers .....	11-31
DP332, Chassis DP, DP1-332, Chassis DP1 .....	Schematic, voltage, alignment, trimmers .....	11-32
DQ-333, DQ1-333, DQ-334, DQ1-334, DQ-398 .....	See chassis DQ, DQ1 See chassis EC, EC1 See chassis DY, DY1 See chassis EA See chassis EE Schematic .....	12-7
EH-342, EH1-342 .....	Parts, alignment, trimmer, voltage, battery conn. ....	12-8
DR-343, DR1-343, DR-348, DR1-348, DR-349, DR-350, DR1-350, DR-352, DR1-352	See chassis DR, DR1 See chassis EB	
EB-344 .....	See chassis EB	
EM-345, EM2-345, EM-346, EM2-346 .....	See chassis EM	
EM1-345, EM3-345, EM1-346, EM3-346 .....	See chassis EM1 See chassis EC, EC1	
EC-347, EC1-347 .....	See chassis EC, EC1	
DY-349, DY1-349, DY-351, DY1-351 .....	See chassis DY, DY1 See chassis DQ See chassis EC, EC1	
DQ-351 .....	See chassis DQ	
EC-353, EC1-353 .....	See chassis EC, EC1	
ED-354, Chassis ED .....	Schematic, parts, alignment, trimmer, voltage, changes. ....	12-12
EG-355, Chassis EG .....	Schematic .....	12-13
DX-356, Chassis DX .....	Parts, alignment, trimmer, voltage, dial-drive .....	12-14
EA-357 .....	See chassis EA	
EB-359 .....	See chassis EB	
EL-360, EL-361, EL-362, EL-373, Chassis EL .....	Schematic, parts, alignment, trimmer, voltage, changes. ....	12-21
EF-363, Chassis EF .....	Schematic .....	12-13
DV-364, Chassis DV .....	Parts, alignment, trimmer, voltage .....	12-14
DS-365, DS-372 Chassis DS, DS-436 .....	Schematic, parts, alignment, trimmers, voltage .....	12-17
	<i>Clarified Schematics ...C.S. 12-1, 12-2</i>	12-2
	Phono recorder notes .....	12-18
	Schematic .....	12-7
	Parts, changes, dial-drive. ....	12-8
	Alignment, trimmer, voltage, automatic record-changer notes; Part-1 .....	12-9
	Automatic record-changer notes; Part-2 .....	12-10
EC-366, EC1-366 .....	See chassis EC, EC1	
EP-367, EP-375, EP-381, EP-405, EP-406, EP-407 Chassis EP .....	Schematic, parts, alignment, trimmer, voltage, changes. ....	12-21
EQ-368, EQ-410, Chassis EQ ..	Schematic, parts, alignment, trimmer, voltage, dial-drive, tuner .....	12-22
ER-369, ER-370, Chassis ER ..	Schematic, trimmers, voltage. ....	12-25
	Parts, alignment, dial-drive, tuner .....	12-24
	Automatic record-changer .....	12-26
DZ-371, Chassis DZ .....	Schematic, parts, alignment, trimmers, voltage .....	12-17
	<i>Clarified Schematics ...C.S. 12-1, 12-2</i>	12-2
	Phono recorder notes .....	12-18
	Phono recorder adjustments. ....	12-19
	Automatic record changer. ....	12-20
DS-372 .....	See model DS-365	
EL-373 .....	See model EL-360	
ES-374, ES-397, Chassis ES ..	Schematic .....	12-27
	Parts, alignment, trimmer, voltage, changes, automatic record changer notes .....	12-28
	Automatic record changer adjustments, Same as Model ER-369 .....	12-26
FA-374, FA-408, Chassis FA ..	Schematic .....	12-29
	Parts, alignment, trimmer, voltage .....	12-30
	Automatic record changer .....	12-26
FB2-374, Chassis FB2 .....	Schematic .....	12-29
	Parts, alignment, trimmer, voltage .....	12-30
	Automatic record changer. ....	12-26
EP-375 .....	See model EP-367	
EC-376 .....	See chassis EC	
EK-377, EK2-377 .....	See chassis EK	
EJ-378, Chassis EJ .....	Schematic, parts, alignment, trimmer, voltage, dial-drive .....	12-31
DU-379, DU-380, Chassis DU.,	Schematic, parts, alignment, trimmer, voltage, changes, battery data .....	12-33
EP-381 .....	See model EP-367	
EM-382, EM2-382 .....	See chassis EM	
ET-383, Chassis ET .....	Schematic, parts, alignment, trimmer, voltage, dial-drive. ....	12-31

EMERSON RADIO & PHONOGRAPH CORP.—(Cont.)

MODEL		PAGE
EV-384, Chassis EV .....	Schematic, voltage .....	12-23
	Parts, alignment, trimmers. ....	12-24
	Phono recorder notes .....	12-18
EA-385, EA-389 .....	See chassis EA	
EX-386, Chassis EX .....	Schematic, parts, alignment, trimmers, voltage, socket. ....	12-34
EO-388, Chassis EO Phono ...	Schematic, notes .....	13-9
EW-391 .....	See chassis EW	
FD396, Chassis FD .....	Schematic .....	13-7
	Alignment, voltage, socket, trimmer .....	13-8
ES-397 .....	See model ES-374	
FC-400 .....	See model FG-330	
EK-403 .....	See chassis EK	
EP-405, EP-406 .....	See model EP-367	
FA-408 .....	See model FA-374	
FE-409, Chassis FE .....	Schematic .....	13-10
EQ-410 .....	See model EQ-368	
FF411, Chassis FF .....	Schematic, voltage, alignment ...	13-11
FJ412, Chassis FJ .....	Schematic, voltage, alignment ...	13-12
FH413, FH440, Chassis FH ..	Schematic, voltage, socket, trimmer .....	13-13
	Alignment, drive-cord data, parts	13-14
FL414, FL415, FL416, FL417, FL418, FL419, Chassis FL .....	Schematic, voltage, alignment ...	13-15
FO420, Chassis FO .....	Schematic, voltage, alignment ...	13-16
FP421, FP422, Chassis FP ...	Schematic, voltage, alignment, drive-cord data .....	13-17
FW 423, Chassis FW .....	Schematic, voltage, alignment, drive-cord data .....	13-18
FU424, FU427, FU428, Chassis FU .....	Schematic .....	13-19
	Voltage, alignment, parts list ...	13-20
EC-425 .....	See chassis EC	
FV426, FV433, Chassis FV. ....	Schematic, voltage, notes .....	13-21
	Alignment, parts list .....	13-22
FR432, Chassis FR, Early, Late .....	Schematics, voltage .....	13-23
	Alignment, parts list .....	13-24
FY434, Chassis FY, FY2-434, Chassis FY2 Phonograph .....	Schematic, voltage .....	13-25
GB439, GB441, Chassis GB ..	Schematic, voltage, alignment, drive-cord data .....	13-26
FH440 .....	See model FH413	
GH437, GH447, Chassis GH; GH2-447, Chassis GH2 .....	Schematic, alignment .....	13-27
	Voltage, drive-cord data, parts list .....	13-28
GC448, Chassis GC .....	Schematic, alignment .....	13-29
	Voltage, parts list .....	13-30
GK450, Chassis GK; GK2-450, Chassis GK2 .....	Schematic, voltage, alignment ...	13-31
FZ452, Chassis FZ .....	Schematic, voltage, alignment ...	13-32

ESPEY MFG. CO., INC.

RC20 .....	Schematic .....	13-7
030 .....	Schematic .....	13-7
040 .....	Schematic, socket .....	13-1
052 .....	Schematic .....	13-2
060 .....	Schematic .....	13-3
080 .....	Schematic .....	13-4
0101 .....	Schematic .....	13-5
0102 .....	Schematic .....	13-6
861 .....	Schematic .....	13-8
942, 943 .....	Schematic .....	13-8
960 Amplifier .....	Schematic .....	13-9
2113 .....	Schematic .....	13-10
2143 .....	Schematic .....	13-11
2162 .....	Schematic .....	13-12
7111 .....	Schematic, trimmer .....	13-13
7151, 7153 .....	Schematic, trimmer .....	13-14

FADA RADIO & ELECTRIC CO.

Automatic Record changer. ....	Adjustments, notes .....	12-16
PA-11 Preamp. ....	Schematic .....	13-1
P22, P28A .....	Schematic, voltage .....	13-3
21 .....	Schematic .....	11-1
P23, P70 .....	Schematic .....	12-1
	Socket, trimmers .....	12-15
P24, Early .....	Schematic .....	12-2
P24, Late, PL72 .....	Schematic, socket, trimmer .....	13-2
F25 .....	Schematic .....	11-1
L26 .....	Schematic .....	11-1
27 .....	Schematic, voltage .....	12-3
P28 .....	Schematic, socket, trimmers. ....	12-4
LW36 .....	Schematic, voltage .....	12-5
P40 .....	Schematic .....	11-2
P41 .....	Schematic, voltage, socket, trimmer, alignment .....	13-4
F44, F45 .....	Schematic .....	11-2
B49SW, P49SW .....	Schematic .....	11-3
P50, PL50, PUL50 .....	Schematic .....	11-3
52, F52 .....	Schematic .....	11-4
53 .....	Schematic .....	11-4
F55 Late .....	Schematic .....	11-4
L56 .....	Schematic .....	11-4
57 .....	Schematic .....	11-5
P58, PL58 .....	Schematic .....	11-5
P60 .....	Schematic .....	11-6
LA60 .....	Schematic .....	11-1
PL60, PUL60 .....	Schematic .....	11-7
61, 69 .....	Schematic .....	11-6
63 .....	Schematic, voltage .....	11-8
64APC .....	Schematic, voltage .....	11-9



# FADA FARNSWORTH

## FADA RADIO & ELECTRIC CO.—(Cont.)

MODEL		PAGE
65PC	Schematic, voltage	11-10
A66T, A66PC	Schematic, voltage	11-11
L67T, L67C	Schematic, voltage	11-12
68	Schematic, voltage	11-14
69	See model 61	
170	See model P23	
PL72	See model P24, Late	
74APC	Schematic, voltage	11-13
A76T, A76PC	Schematic, voltage	11-15
L96	Schematic	11-7
WP-101, WP-102	Schematic, voltage	13-5
AP-104, AP-105	Schematic	13-5
107, 108, Phono.	Schematic	13-6
114, 136	Schematic	13-7
115	Schematic, voltage	12-6
	Socket trimmers	12-15
116	Schematic, voltage	12-6
	Socket, trimmers	12-15
119	Schematic, voltage	12-7
	Socket, trimmers	12-15
120	Schematic, voltage	12-8
PR-135	Schematic, voltage	13-1
136	See model 114	
137	Schematic, voltage	12-8
144	Schematic	13-8
148	Schematic	13-7
153	Schematic, voltage	12-7
	Socket, trimmers	12-15
154	Schematic, voltage	12-9
	Socket, trimmers	12-15
169	Schematic, voltage	12-10
174, D174, 184	Schematic, voltage	12-11
175, 185	Schematic, voltage	13-10
D175	Schematic, voltage	12-12
176	Schematic	12-13
177	Schematic	13-9
RP-187	Schematic, voltage	13-11
207 APT	Schematic, socket, trimmer, alignment	13-12
214	Schematic, voltage	13-13
215	Schematic	13-14
252	Schematic, voltage, alignment, socket, trimmer	13-15
253	Schematic, voltage	13-16
256	Schematic, voltage, socket, trimmer, alignment	13-17
263	Schematic, voltage	13-2
264	Schematic, voltage, socket, trimmer, alignment	13-18
278	Schematic, voltage, socket, trimmer, alignment	13-19
286	Schematic, voltage	13-20
288, 295	Schematic, voltage	13-21
913	Schematic, voltage	11-16
	Socket, trimmers	12-15

## FAIRBANKS MORSE & CO.

9B	Schematic, trimmers, socket	11-1
	Voltage, alignment, resistance	11-2
12A	Changes	11-3

## FARNSWORTH TELEVISION & RADIO CORP.

C1-1, C1-2	See model AT10	
C1-3 Chassis	See model AK17	
C1-5, C1-6 Chassis	See model AT10	
C2-1 Chassis	See model ATL50	
C2-2 Chassis	See model ATL51	
C2-3 Chassis	See model ATL55	
C2-4 Chassis	See model ATL58	
C3-1 Chassis	See model AC70	
C3-2 Chassis	See model AK76	
C4-1 Chassis	See model AC90	
C4-2 Chassis	See model AK95	
C5-1 Chassis	See model AT-20	
C6-1 Chassis	See model AT-30	
C7-1 Chassis	See model AT-31	
C8-1 Chassis	See model AT-40	
AT10, AT11, AT12, AT14, AT15, AT16, ATL10, ATL11, ATL12, ATL14, ATL15, ATL16, Chassis C1-1, C1-2, C1-5, C1-6	Schematic, alignment, voltage, resistance, parts	11-1
C11-1 Chassis	See model BT20	
C12-1 Chassis	See model BT22	
AK17, Chassis C1-3	Schematic, voltage, alignment, resistance, parts	11-2
AT20, AT21, AT22, AT23, Chassis C5-1	Schematic, voltage, alignment, resistance, parts, tuner	11-3
BT20, Chassis C11-1, BT22, Chassis C12-1, BT61, Chassis C37, BT63, BT66	Schematic, voltage, resistance, alignment, tuner, dial data, socket, trimmer	12-1
C21 Chassis	See models BT52, BT53	
C22 Chassis	See model BT55	
C29 Chassis	See models BC103, BC105	
AT30, Chassis C6-1	Schematic, voltage, alignment, resistance, parts	11-4
AT31, Chassis C7-1	Schematic, voltage, alignment, resistance, parts	11-5
C32 Chassis	See models BK110, BK112	
C36 Chassis	See model BT56	
C37 Chassis	See model BT61	
C38 Chassis	See model BT54	

## FARNSWORTH TELEVISION & RADIO CORP.—(Cont.)

MODEL		PAGE
C39 Chassis	See models BT63, BT66	
AT40, Chassis C8-1	Schematic, voltage, alignment, resistance, parts	11-6
BT41, BC45	Schematic, voltage, resistance, alignment	12-4
CT-41	Schematic, voltage, alignment, socket, trimmer, gain	13-1
C42 Chassis	See model BK108	
CT-43	Schematic, voltage, alignment, gain, socket, trimmer	13-2
C44 Chassis	See models BK106, BK107	
C46 Chassis	See models BT600, BC601	
C47 Chassis	See model BK602	
CT-50, CT-51, Chassis C108-1; CT-52, CT-53; Chassis C109-1; CT-54, CK-58, Chassis C108-2	Schematics, voltage, gain, Alignment, socket, trimmer, drive-cord data	13-3
ATL50, ATL52, Chassis C2-1	Schematic, voltage, resistance, Alignment, tuner	11-7
ATL51, Chassis C2-2	Schematic, voltage, resistance, Alignment, tuner	11-10
BT52 Chassis C21, BT53, Chassis C21, BT54, Chassis C38, BT55, Chassis C22, BT56, Chassis C36	Schematic, voltage, resistance, Alignment, tuner, dial data, socket, trimmers	12-3
CT-52, CT-53, CT-54	See model CT-50	
ATL55, ATL56, Chassis C2-3	Schematic, voltage, resistance, Alignment, tuner	11-7
BT57	Schematic, voltage, resistance, alignment	12-10
BT-58	Schematic, voltage, alignment	13-5
CT-58	See model CT-50	
ATL58, ATL59, Chassis C2-4	Schematic, voltage, resistance, alignment, tuner	11-10
C59 Chassis	See models BT600, BC601X	
CT-59	Schematic, socket, trimmer, alignment	13-6
C60 Chassis	See model BK602X	
CT-60	Schematic, voltage, socket, trimmer, alignment	13-15
C61 Chassis	See model BK6025X	
BT61, BT63, BT66	See model BT20	
CT-61, CT-62, Chassis C106-1; CT-63, Chassis C110-1; CT-64, Chassis C110-2; CK-66, Chassis C106-2	Schematics, gain, voltage, Alignment, socket, trimmer, drive-cord data	13-7
C62 Chassis	See model BK6025	
AC70, AC71, Chassis C3-1	Schematic, voltage, tuner, resistance, Alignment	11-8
BT70, BT71, BK73, BK77, BK78	Schematic, gain, voltage, resistance, Alignment, socket, trimmer	13-17
CC-70, Chassis C118-1; CK-73, CK-74, Chassis C118-2; CK-75, Chassis C118-3	Schematic, gain, voltage, socket, trimmer, dial data, Alignment, push-button data	13-9
BK-73	See BT-70	
C73 Chassis	See model BK111	
AK76, Chassis C3-2	Schematic, voltage, tuner, resistance, Alignment	11-8
BK-77, BK-78	See model BT-70	
BC82, BC83	Schematic, gain, voltage, resistance, Alignment, socket, trimmer	13-19
BKR84	Schematic, gain, voltage, resistance, Alignment, socket, trimmer	13-21
BK85, BK87, BK88, BK89	Schematic, gain, voltage, resistance, Alignment, socket, trimmer	13-18
AC90, AC91, Chassis C4-1	Schematic, voltage, resistance, Alignment, Tuner data	11-9
CC-90, Chassis C128-1; CK-91, Chassis C128-2; CK-92, Chassis C128-3; CK-93, Chassis C128-4	Schematic, gain, voltage, socket, trimmer	13-11
AK95, AK96, Chassis C4-2	Schematic, voltage, resistance, Alignment	11-9
BC103, Chassis C29, BC105, Chassis C29, BK106, BK107, Chassis C44, BK108, Chassis C42	Schematic, voltage, resistance, Alignment, socket, trimmers, tuner, dial data	11-8
C108-1, C108-2, C109-1, Chassis	See model CT-50	
C106-1, C106-2, C110-1, C-110-2, Chassis	See model CT-61	

FARNSWORTH TELEVISION & RADIO CORP.—(Cont.)  
MODEL PAGE

BK110, Chassis C32, BK111, Chassis C73, BK112, Chassis C32 .....	Schematic, voltage, resistance, socket, trimmer, tuner, dial data .....	12-7, 8 12-9
CK-111, Chassis C116-1 .....	Schematic, gain, voltage, socket, trimmer, dial data .....	13-13
C118-1, C118-2 C118-3, Chassis .....	See model CC-70	
C128-1, C128-2, C128-3, C128-4, Chassis .....	See model CC-90	
BT600, Chassis C59, BC601, Chassis C46, BK602, Chassis C47, BK6025, Chassis C62, BT600X, BC601X, Chassis C59, BK602X, Chassis C60, BK6025X, Chassis C61 .....	Schematic, voltage, resistance..... Alignment, socket, trimmers, dial data .....	12-11 12-12
BT1010, BT1010X, BC1020, BC1020X, BK10305 .....	Schematic, gain, voltage, resistance .....	13-23
	Alignment, trimmer, socket, drive-cord data .....	13-24

FERGUSON RADIO, INC.  
\* See CHAMPION RADIO

Wireless Record Player.....	Schematic .....	11-6
3-Tube Amplifier .....	Schematic .....	13-5
3 Tube Phono.....	Schematic .....	11-5
4V6 (1938) .....	Schematic .....	11-1
6V6PK, Battery .....	Schematic, alignment .....	11-2
123-40 .....	Schematic .....	11-3
153-40 .....	Schematic .....	11-4
639A, 639B .....	Schematic .....	11-5
862E, 1471E .....	Schematic .....	13-1
1041 .....	Schematic .....	13-2
5141ABT .....	Schematic .....	12-1
5142 KP .....	Schematic .....	13-3
5142 SOC. ....	Schematic .....	13-3
6141A .....	Schematic .....	12-1
6141ABT .....	Schematic .....	12-2
6140AK, Serial 9293 up .....	Schematic .....	11-6
6320, 6322 .....	Schematic, coils .....	13-4
6340AB .....	Schematic .....	11-7
6340TZE .....	Schematic .....	11-8
7140 .....	Schematic .....	13-5
7141 AKS .....	Schematic .....	13-1
7339-A .....	Schematic .....	12-3
7339-T .....	Schematic .....	12-3
7340TK .....	Schematic .....	12-4
7341 AKS .....	Schematic .....	13-6
7540 Ampl. ....	Schematic .....	13-2
8341M .....	Schematic .....	13-6

FIRESTONE TIRE & RUBBER CO.  
AIR CHIEF

Beaumont .....	See model S7398-1	
Commentator .....	See model S7402-5	
Lumitone .....	See model S7401-1	
Mercury .....	See model S7402-7	
R311 Chassis .....	See model S7426-1	
R313 Chassis .....	See model S7426-3	
R314 Chassis .....	See model S7427-1	
R316 Chassis .....	See model S7427-3	
R317 Chassis .....	See model S7425-8UA	
R320 Chassis .....	See model S7425-6	
S7350-1 .....	Schematic, voltage .....	13-1
	Alignment, socket, trimmer, assembly .....	13-2
	Push-button data .....	13-3
	Parts list .....	13-4
S7350-2 .....	Parts list .....	13-4
	Schematic, voltage .....	13-5
	Alignment, socket, trimmer, assembly .....	13-6
S7396-2 .....	Schematic, alignment, voltage, socket, trimmer .....	13-7
S7397-1 .....	Schematic, voltage, alignment ..	13-8
	Trimmer, alignment data .....	13-9
S7397-2, Code A-377 .....	Schematic, alignment .....	13-11
	Voltage, socket, trimmer, parts list .....	13-12
S7397-2(443) .....	Alignment, socket, trimmer .....	13-9
	Schematic, voltage .....	13-10
S7397-5 .....	Schematic, alignment, socket, trimmer, voltage .....	13-13
S7398-1, Beaumont .....	Schematic, voltage, alignment, socket, trimmer .....	13-14
S7398-3, Code A-368 .....	Schematic, voltage .....	13-15
	Alignment, socket, trimmers ..	13-16
S7398-7 .....	Schematic, voltage, socket, trimmer, alignment .....	13-17
S7398-8 .....	Schematic, voltage .....	13-18
	Alignment, socket, trimmer .....	13-19
	Push-button data .....	13-20
S7399-1 .....	Voltage, push-button data .....	13-20
	Schematic .....	13-21
	Alignment, socket, trimmer .....	13-22
S7399-2 .....	Schematic, voltage .....	13-23
	Alignment, socket, trimmer .....	13-24
	Push-button data .....	13-3
S7400-2, Air Chief .....	Schematic, voltage .....	13-25
	Alignment, socket, trimmer, push-button data .....	13-26

FIRESTONE TIRE & RUBBER CO.—(Cont.)  
MODEL PAGE

S7400-3 .....	Schematic, socket, trimmer .....	13-27
	Voltage, push-button data, parts list .....	13-28
	Alignment, trimmer .....	13-29
S7400-4, S7400-5 .....	Schematics .....	13-30
	Voltage, push-button data, parts list .....	13-31
	Alignment, socket, trimmer .....	13-32
S7400-6 .....	Schematic, voltage .....	13-33
	Alignment, socket, trimmer .....	13-34
	Push-button data .....	13-20
S7401-1, Lumitone .....	Schematic, voltage, alignment, socket, trimmer .....	13-35
	Assembly, notes .....	13-36
S7401-6 Phono. ....	Schematic, voltage, notes .....	13-37
S-7401-7 Wireless Record- Player .....	Schematic, parts, socket, voltage, notes .....	12-1
S7402-1 .....	Schematic, voltage, alignment, trimmers, sockets, parts.....	11-1
S7402-2, S7422-5 .....	Schematic, voltage, alignment, socket, trimmers, parts.....	11-1
S7402-3 .....	Schematic, voltage, socket, trimmers .....	11-3
	Alignment .....	11-4
S7402-5, Commentator .....	Schematic, voltage, alignment, socket, trimmer .....	13-38
S7402-7, Mercury .....	Schematic, voltage, alignment, socket, trimmer .....	13-39
S7403-3 .....	Schematic, voltage, socket, align- ment, trimmers .....	11-2
S7403-4 .....	Schematic, voltage, socket, trimmers .....	11-3
	Alignment .....	11-4
S-7403-5 .....	Schematic, voltage, socket, align- ment, trimmers .....	12-2
S-7403-6 .....	Schematic, voltage, socket, align- ment, trimmers .....	12-3
S-7403-7 .....	Schematic, voltage, socket, align- ment, trimmers .....	12-4
S7403-8 .....	Schematic, voltage .....	11-5
	Alignment, trimmers, socket.....	11-6
S-7403-9 .....	Schematic, voltage, socket .....	12-5
	Alignment, trimmers, tuner .....	12-6
S7404-1 .....	Schematic, voltage, socket, trimmers, parts .....	11-7
	Alignment, tuner .....	11-8
S7404-2 (Serial numbers pre- fixed with "A") .....	Schematic, voltage, parts.....	11-9
	Alignment, socket, trimmers.....	11-10
	Tuner data .....	11-8
S7404-2 (Serial numbers pre- fixed with "C") .....	Schematic, voltage .....	11-4
	Tuner data .....	11-8
	Alignment, trimmers, socket.....	11-11
S-7404-3 .....	Schematic, voltage .....	12-7, 8
	Clarified Schematics ..C.S. 12-1, 12-2	
	Socket, alignment, trimmer, tuner .....	12-9, 10
	Tuner notes .....	12-6
S7404-4 .....	Schematic, voltage, socket, trim- mers, alignment, tuner.....	11-12
S-7404-5 .....	Schematic, voltage, socket, tuner.....	12-11
	Alignment, trimmers .....	12-12
	Tuner notes .....	12-6
S-7404-6 .....	Schematic, socket, voltage, tuner .....	12-13
	Alignment, trimmers .....	12-12
	Tuner notes .....	12-6
S-7404-7 .....	Schematic, voltage, socket, align- ment, trimmers, tuner .....	12-15, 16
	Tuner notes .....	12-6
S7405-5 .....	Schematic, voltage .....	11-13
S7405-6 .....	Alignment, trimmers, socket.....	11-14
S7405-8 .....	Schematic, voltage .....	13-40
	Alignment, socket, trimmer .....	13-41
S7405-8 (445) .....	Schematic, alignment, voltage, socket, trimmer .....	13-7
S7405-9 .....	Schematic, voltage .....	13-42
	Alignment, socket, trimmer .....	13-43
	Schematic, voltage .....	13-44
	Alignment, socket, trimmer, chassis .....	13-45
S-7406-5 .....	Schematic, voltage, socket, align- ment, trimmers .....	12-22
S-7406-6 .....	Schematic, voltage, socket .....	12-14
	Alignment, trimmers .....	12-12
	Tuner notes .....	12-6
S-7406-7 .....	Schematic, socket, trimmers .....	12-17
	Clarified Schematics ..C.S. 12-3	
	Voltage, alignment, dial-drive, tuner .....	12-18
	Tuner notes .....	12-6
S7407-5 Late .....	Schematic, voltage, socket, trim- mers, alignment, assembly.....	11-17
S7407-6 .....	Schematic, voltage, socket, coils, parts .....	11-15
	Alignment, trimmers, parts.....	11-16
S7407-8 .....	Schematic, voltage, socket, trim- mers, assembly .....	11-18
	Alignment .....	11-17
S7422-5 .....	See model S7402-2	
S7422-9 .....	Schematic, voltage, socket, trim- mer, alignment .....	13-46
S7425-3 .....	Schematic, voltage, chassis, socket, trimmers .....	11-19
	Alignment, tuner, dial data, parts .....	11-20
	Voltage, tuner assembly, parts....	11-21

# FIRESTONE GALVIN

FIRESTONE TIRE & RUBBER CO.—(Cont.)		PAGE
MODEL		
S7425-6, Chassis R320.....	Schematic, voltage, socket, coils....	11-22
	Alignment, tuner, trimmers.....	11-23
S7425-6 Late, S7425-9 Loop....	Schematic, voltage, socket.....	11-24
	Alignment, socket, trimmer.....	13-47
S7425-8UA, S7425-9, Chassis R317 .....	Schematic, socket, trimmers, coils.....	11-25
	Alignment, voltage, circuit data....	11-26
S7426-1, Chassis R311.....	Schematic, socket, trimmers, coils.....	11-25
	Alignment, voltage, circuit data....	11-26
	Tuner data.....	11-23
S7426-2 .....	Schematic, voltage, socket, trim- mers, alignment.....	11-27
S7426-3, S7426-4, Chassis R313 .....	Schematic, voltage, socket, trim- mers, alignment.....	11-28
	Tuner, drive cord data.....	11-40
S7426-8 .....	Schematic, voltage.....	11-29
	Tuner data.....	11-8
	Alignment, socket, trimmers.....	11-30
S7427-1, Early, Chassis R314	Schematic, voltage.....	11-31
	Alignment, socket, trimmers.....	11-32
S7427-1, Late .....	Schematic, voltage.....	11-33
	Tuner data.....	11-8
S-7427-2 .....	Schematic, voltage, coils, tuner.....	12-19, 20
	<i>Clarified Schematics...C.S. 12-4, 12-5</i>	
	Socket, alignment, trimmers.....	12-21
	Tuner notes.....	12-6
S7427-3, Chassis R316.....	Schematic, voltage, socket.....	11-35, 36
	Alignment, trimmers, coils, tuner dial drive.....	11-37, 38
S7427-7 .....	Schematic, voltage.....	11-39
	Alignment, socket, trimmer, push-button data.....	13-48
S7427-8 .....	Schematic, voltage.....	11-4
	Alignment, trimmers.....	11-11
<b>F. J. FITZGERALD CO.</b>		
BC .....	Schematic, socket, alignment, trimmers.....	Misc. 11-2
<b>GALVIN MFG. CORP.</b>		
MOTOROLA		
A1 .....	Schematic, alignment, voltage, socket, trimmer.....	13-1
B2RC, B3RC, B4RC .....	Automatic record changer notes, part 1.....	12-1
	Notes, part 2.....	12-2
	Notes, part 3.....	12-3
3A5 .....	Schematic, voltage, alignment, socket, trimmer.....	13-2
5A, 5AA, Chassis.....	See model 51A	
5C, Chassis .....	See model 51C	
6A, Chassis .....	See model 61A	
6B, Chassis .....	See model 61B	
6E, Chassis .....	See model 61E	
11A, Wireless Record Player....	Schematic.....	11-32
*E11T, E12T (Tuners).....	See E5T	
21A Wireless Record Player.....	Schematic.....	11-32
22A 23-RC 23-RCW .....	Wireless record-player.....	12-4
22B Phono.....	Schematic, voltage, socket.....	13-3
22S, 25N .....	Schematic, voltage, tuner.....	12-5
	Socket, trimmers, alignment, sensitivity.....	12-6
25F, Ford, Mercury .....	Schematic, voltage, sensitivity, gain.....	11-1
	Alignment, socket, trimmers, notes, dial assembly.....	11-2
26-C, Chevrolet .....	Schematic.....	11-3
	Alignment, trimmers, voltage, socket, gain, sensitivity, drive cord data.....	11-4
26-C7, Chevrolet .....	Schematic.....	11-3
	Alignment, trimmers, voltage, socket, gain, sensitivity, drive cord data.....	11-4
27-D, Chrysler, DeSoto, Plymouth, Dodge, 1940 .....	Schematic.....	11-5
	Alignment, trimmers, voltage, socket, gain, sensitivity, dial drive.....	11-6
27-D-6 .....	Schematic, voltage, alignment, trimmers, dial-drive.....	12-7
	Sensitivity.....	12-8
28-O, 30-P, Oldsmobile, Pontiac, 1940 .....	Schematic, voltage.....	11-7
	Alignment, trimmers, sensitivity, gain.....	11-8
	Dial coil data, notes.....	11-4
29-B, Buick, 1940 .....	Schematic.....	11-9
	Alignment, trimmers, sensitivity, gain, drive cord data, voltage, notes.....	11-10
29-B-6, Buick, 1940.....	Schematic, voltage.....	11-11
	Alignment, gain, sensitivity, drive cord.....	11-10
34-K-6 .....	Schematic, voltage, tuner.....	12-9
	Socket, trimmers, alignment, sensitivity.....	12-8
34K-7 .....	Schematic, voltage, tuner.....	12-10
	Socket, trimmers, alignment, sensitivity.....	12-8
35F .....	Schematic, voltage, socket.....	12-11
	Socket, trimmers, alignment, sensitivity, dial-drive.....	12-12

GALVIN MFG. CORP.—(Cont.)		PAGE
MODEL		
35N .....	Schematic, voltage, sensitivity....	12-13
	Alignment, trimmers, dial cord data.....	11-8
37D-1 .....	Schematic, voltage, socket, trimmers.....	12-14
	Alignment, sensitivity, dial-drive	12-16
37D-2 .....	Schematic, voltage, socket, trimmers.....	12-15
	Alignment, sensitivity, dial-drive.....	12-16
38-0 .....	Schematic, voltage, socket, trimmers.....	12-17
	Alignment, sensitivity, dial-drive	12-18
40-B1, 40-BK, 40-BW .....	Schematic, voltage.....	12-19
	Socket, trimmers, alignment, sensitivity.....	12-20
40P .....	Schematic, voltage socket.....	12-21
	Socket, trimmers, alignment, dial- drive.....	12-22
40-40B .....	Schematic, voltage.....	12-23
40-40B .....	Socket, trimmers, alignment, sensitivity.....	12-20
40-50W, 50-W .....	Schematic.....	12-25
	Socket, trimmers.....	12-36
	Voltage, alignment, sensitivity....	12-26
40-60W .....	Schematic, voltage, socket, trimmers, alignment, sensitivity	12-24
41-A, 41E .....	Schematic, alignment.....	11-12
41B, 41F .....	Schematic, alignment.....	11-12
41B11, 41B12 .....	Schematic, voltage, alignment, socket, trimmer.....	13-4
41D1, 41D2 .....	Schematic, alignment.....	11-14
	Battery connections.....	11-13
41S .....	Schematic, alignment.....	11-12
42S .....	Schematic, voltage, socket.....	12-27
	Socket, trimmers, alignment sensitivity, dial-drive.....	12-28
43H .....	Schematic, voltage, socket.....	12-29
	Socket, trimmers, alignment, sensitivity.....	12-22
	Dial-drive data.....	12-30
44K .....	Schematic, voltage, socket, trim- mers.....	12-31
	Alignment, sensitivity.....	12-22
	Dial-drive data.....	12-30
45N .....	Schematic, voltage, socket.....	12-33
	Socket, trimmers, alignment, sensitivity, dial-drive.....	12-34
50-W .....	See Model 40-50W	
50X1, 50X2, 50XC1, 50XC2, 50XC3, 50XC4, 50XW .....	Schematic.....	12-35
	Socket, trimmers.....	12-36
	Alignment, voltage, sensitivity....	12-26
50XH1, 50XH2 .....	Schematic.....	12-37
	Socket, trimmers.....	12-36
	Alignment, voltage, sensitivity....	12-26
51A, 53A, 54A, Chassis 5A, 5AA .....	Schematics.....	11-15
	Alignment.....	11-18
	Aligning note.....	11-17
	Sensitivity, gain, voltage, trim- mers, dial drive data.....	11-16
51C, 52C, 53C, Chassis 5C.....	Schematic, alignment.....	11-17
	Sensitivity, gain, voltage, trim- mers, dial drive data.....	11-16
51D1, 51D2 .....	Schematic, alignment.....	11-14
	Battery connections.....	11-13
51F11 .....	Schematic, voltage, socket.....	13-5, 6
	Alignment, gain, socket, trimmer	13-9
51R11 .....	Schematic, voltage, socket.....	13-7, 8
51X11 to 51X16 .....	Alignment, gain, socket, trimmer	13-12
51X11, 51X12, 51X15, 51X16.	Schematic, voltage, socket.....	13-10
51X13, 51X14 .....	Schematic, voltage, socket.....	13-11
52C, 53C .....	See model 51C	
52T1 .....	Schematic.....	12-25
	Socket, trimmers.....	12-36
	Voltage, alignment, sensitivity....	12-26
52XAH1 .....	Schematic, voltage.....	12-38
	Socket, trimmers, alignment, sensitivity.....	12-20
53A, 54A .....	See model 51A	
56X1 .....	Schematic.....	12-35
	Socket, trimmers.....	12-36
	Alignment, voltage, sensitivity....	12-26
56XA1, 56XAW .....	Schematic.....	12-37
	Socket, trimmers.....	12-36
	Alignment, voltage, sensitivity....	12-26
57BP1, 57BP2 .....	Schematic, voltage.....	12-39
	Socket, trimmers.....	12-36
	Alignment, sensitivity.....	12-40
58F1, 58FRC .....	Schematic, alignment, voltage, gain, socket, trimmer.....	13-13
60X1, 60X2, 60XW .....	Schematic, socket, trimmers.....	12-41
	Alignment.....	12-40
60XA1, 60XA2, 61XW .....	Schematic.....	12-42
	Socket, trimmers.....	12-41
	Alignment.....	12-40
60XW3 .....	Schematic, voltage, alignment, gain, socket, trimmer.....	13-14
	Drive cord data.....	13-3
61A, 62A, 63A, Chassis 6A.....	Schematic, alignment.....	11-18
	Sensitivity, gain, voltage, trim- mers, dial drive data.....	11-16
61B, 62B, Chassis 6B.....	Schematic, alignment.....	11-19
	Aligning note.....	11-17
	Sensitivity, gain, voltage, trim- mers, dial drive data.....	11-16

\* Also see Vol. X index

# GALVIN GAMBLE-SKOGMO

GALVIN MFG. CORP.—(Cont.)		PAGE
MODEL		
61C, 61D, (with R.F. Stage)....	Schematic, coils .....	11-20
	Socket, trimmers, alignment, voltage, sensitivity, gain .....	11-23
61CA, 61DA, (with Separate Osc.) .....	Schematic, coils .....	11-21
61D, (with Loop) .....	Schematic, coils .....	11-22
61E, 62E, 63E, Chassis 6E.....	Schematic, alignment .....	11-24
	Sensitivity, gain, voltage, trimmers, dial drive data .....	11-16
61F .....	Schematic, voltage, alignment.....	12-32
61F21 .....	Schematic, voltage, socket .....	13-15, 16
61K21, 61T22 .....	Alignment, gain, socket, trimmer .....	13-9
	Schematic, voltage, socket .....	13-19, 20
	Alignment, gain, socket, trimmer .....	13-21, 22
61T21 .....	Schematic, voltage, socket.....	13-17, 18
61T23 .....	Schematic, voltage, socket .....	13-23, 24
61X14 .....	Alignment, gain, socket, trimmer .....	13-25
	Schematic, voltage, alignment, gain, socket, trimmer .....	13-26
62F1 .....	Schematic .....	12-45
	Voltage, socket, trimmers, alignment, sensitivity, dial-drive .....	12-46
62L .....	Schematic, voltage, alignment, sensitivity .....	12-43
62L11, 62L12 .....	Schematic, voltage, socket .....	13-27
	Alignment, gain, socket, trimmer .....	13-21, 22
62T1 .....	Schematic, voltage .....	12-44
	Socket, trimmers .....	12-36
	Alignment, sensitivity .....	12-26
62T2 .....	Schematic, voltage, socket, trimmer .....	13-28
	Alignment, gain .....	13-12
65BP1, 65BP2, 65BP3, 65BP4 .....	Schematic, voltage .....	12-39
	Socket, trimmers .....	12-36
	Alignment, sensitivity .....	12-40
P-69-14 .....	Schematic, voltage, tuner .....	12-47
	Socket, trimmer, alignment, tuner .....	12-48
81C, (Cylindrical Loop) .....	Schematic .....	11-25
	Socket, trimmers, alignment, voltage, sensitivity, gain.....	11-23
81C, (Square Loop) .....	Schematic .....	11-26
	Socket, trimmers, alignment, voltage, sensitivity, gain.....	11-23
81F21 .....	Alignment, gain, socket, trimmer .....	13-25
	Schematic, voltage, socket .....	13-29, 30
81K31 .....	Schematic, voltage, socket .....	13-31
	Alignment, gain, socket, trimmer, drive-cord data .....	13-32
82A .....	Schematic .....	11-27, 28
	Alignment, tuner data .....	11-30
	Voltage, sensitivity, clock data, drive data .....	11-29
	Clock data, tuner notes .....	11-31
83F1 .....	Schematic .....	12-49
	Voltage, trimmer, alignment, sensitivity, dial-drive .....	12-46
83K1 .....	Schematic .....	12-51
	Voltage, socket, trimmers .....	12-50
	Alignment, sensitivity .....	12-40
	Dial-drive data .....	12-52
89K1, Type 2 .....	Schematic .....	11-33
89K1, Type 3 .....	Schematic .....	11-34
89K2, Type 2 .....	Schematic .....	11-35
89K3 .....	Schematic .....	11-36
	Alignment, trimmers, voltage, sensitivity, switch data .....	11-43, 44
93F1 .....	Schematic .....	12-55
	Voltage, socket, trimmers, alignment, sensitivity, dial-drive .....	12-56
101C31 .....	Schematic .....	13-33
	Alignment, socket, trimmer .....	13-34
103CK2 .....	Schematic .....	12-54
	Voltage, socket, trimmers .....	12-50
	Alignment, sensitivity .....	12-56
	Dial-drive data .....	12-52
103F1 .....	Schematic .....	12-57
	Voltage, socket, trimmers, alignment, sensitivity, dial-drive .....	12-56
103F2 .....	Schematic .....	12-58
	Voltage, socket, trimmers, alignment, sensitivity, dial-drive .....	12-56
103K1 .....	Schematic .....	12-53
	Voltage, socket, trimmers .....	12-50
	Alignment, sensitivity .....	12-56
	Dial-drive data .....	12-52
109K1, Type 1 .....	Schematic .....	11-37, 38
	Alignment, voltage, sensitivity, trimmers .....	11-39, 40
109K1, Type 2 .....	Schematic .....	11-39, 40
	Alignment, voltage, sensitivity, trimmers .....	11-39, 40
109K2, Type 1 .....	Schematic .....	11-41, 42
	Alignment, voltage, sensitivity, trimmers .....	11-39, 40
109K2, Type 2 .....	Schematic, switch data .....	11-43, 44
	Alignment, voltage, sensitivity, trimmers .....	11-39, 40
B-150 .....	Schematic .....	12-38
	Socket, trimmers, alignment, sensitivity .....	12-20
250 .....	Schematic, voltage .....	12-59
	Socket, trimmers, alignment, sensitivity, dial-drive .....	12-60

GALVIN MFG. CORP.—(Cont.)		PAGE
MODEL		
251 .....	Schematic, voltage, socket, trimmers, dial-drive .....	12-61
	Alignment, sensitivity, gain .....	12-62
300 .....	Schematic, voltage, socket, trimmers .....	11-45
	Alignment, sensitivity .....	11-47
301 .....	Schematic, voltage, socket, trimmers .....	12-63
	Sensitivity, gain, alignment .....	12-62
350 .....	Schematic, socket, trimmers, voltage .....	11-46
	Alignment, sensitivity .....	11-47
351 .....	Schematic, socket, trimmers, voltage, gain, sensitivity .....	12-64
	Alignment .....	12-62
400 .....	Schematic, voltage .....	11-48
	Alignment, socket, trimmers, gain, sensitivity .....	11-50
401 .....	Schematic, socket, trimmers, voltage .....	12-65
	Sensitivity, alignment, gain.....	12-62
450 .....	Schematic, socket, voltage, trimmers .....	11-49
	Alignment, gain, sensitivity.....	11-50
451 .....	Schematic, voltage, socket, trimmers .....	12-66
	Sensitivity, gain, alignment .....	12-62
500 .....	Schematic, tuner .....	12-67
	Alignment, sensitivity, gain, voltage, socket, trimmers, parts .....	12-68
501 .....	Schematic, voltage, socket, trimmers .....	12-69
	Sensitivity, gain, alignment .....	12-62
550 .....	Schematic, voltage .....	12-70
	Tuner E14T data .....	10-1, 2
	Alignment, socket, trimmers, sensitivity .....	12-6
551 .....	Schematic, voltage, sensitivity, gain, socket, trimmers .....	12-71
	Alignment .....	12-62
700, Early, Late .....	Schematics, tuner .....	12-73
	Alignment, socket, trimmers, sensitivity, gain, parts, voltage .....	12-74
701 .....	Schematic, voltage, gain, sensitivity, socket, trimmers .....	12-72
	Alignment .....	12-62

## GAMBLE-SKOGMO INC. (CORONADO)

C4B15, C4B16 .....	Schematic, voltage, socket, trimmer, coil assembly .....	13-1
	Alignment .....	13-2
C5D14 .....	Schematic .....	13-3
	Alignment, voltage, socket, trimmer, coil assembly .....	13-4
C5D15 .....	Schematic, voltage .....	13-5
	Alignment, socket, trimmer .....	13-6
C5D16 .....	Schematic, voltage .....	13-7
	Alignment, socket, trimmer, coil assembly .....	13-8
6B, Power Converter.....	Schematic .....	11-1
C6D11 .....	Schematic .....	13-9
	Voltage, alignment, socket, trimmer, push-button data .....	13-10
6C9 .....	Schematic .....	12-1
	Tuner, alignment, antenna .....	12-2
11A24 .....	Schematic .....	13-11
	Alignment, voltage, socket, trimmer .....	13-12
S200 .....	Schematic .....	13-13
415 .....	Schematic, voltage, socket, trimmers .....	12-5
C509 .....	Schematic, socket, voltage, trimmers .....	12-3
	<i>Clarified Schematics ...O.S. 12-1, 12-2</i>	
	Tuner, alignment, iron core adjustment .....	12-4
520 .....	Schematic, socket, voltage, trimmers .....	12-6
533, Series B, Ser. No. OC371605B up .....	Schematic, socket, voltage, trimmers .....	12-7
	Alignment, tuning assembly .....	12-8
C533, Series C .....	Schematic, socket, voltage, trimmers .....	12-7
	Alignment, tuning assembly .....	12-8
534 .....	Alignment .....	13-6
	Schematic, voltage, socket, trimmer, push-button data .....	13-14
540, Late O-556 .....	Schematic .....	11-1
	Schematic, voltage, socket, trimmers .....	12-5
571, Series A, Serial 189300 up .....	Schematic, voltage, socket, trimmers .....	11-3
	Alignment .....	11-4
577C .....	Schematic, voltage, battery notes. Alignment, trimmers, socket, tuner .....	11-5
577D, Serial 214845 up .....	Schematic, voltage, socket, trimmers .....	11-2
	Tuner data .....	11-4
589, Series A, Issue B.....	Schematic, alignment, socket, trimmers .....	11-7

\* Also see Vol. X index

# GAMBLE-SKOGMO GENERAL ELECTRIC

GAMBLE-SKOGMO INC.—(Cont.)		PAGE
C590	Schematic, voltage, socket, trimmer	13-15
	Alignment	13-16
601, Series A, B, C	Schematic, voltage, alignment, trimmers, socket, notes	11-8
636	Schematic, voltage, socket, trimmers, alignment	11-14
C640	Schematic, socket, trimmers, voltage	12-9
	Tuner	12-10
	Alignment	13-2
642	Alignment	13-16
	Schematic, voltage, socket, trimmer	13-19
665, 765, Series A	Schematic, voltage, trimmers, socket	11-9
	Alignment	11-10
C671	Schematic, socket, voltage, trimmers	12-11
	Alignment trimmers	12-12
	Record changer	12-18
678, Issue A	Schematic, voltage, socket, trimmers	11-11
	Alignment, tuner, trimmers	11-13
	Tuner data, notes	11-12
678, Issue C Ser. No. 14302 up	Schematic, socket, voltage, trimmers	12-13
	Tuner	12-10
	Alignment, remote tuner, antenna trimmer	12-14
767, Series A	Schematic, socket, trimmers	11-15
	Alignment, voltage, trimmers	11-17
	Tuner data	11-16
796, Series A Ser. No. OC362500 up	Schematic, socket, voltage, trimmers	12-15
	Tuner	12-10
	Alignment, socket, trimmers	12-16
797	Schematic, voltage	13-17
	Alignment, socket, trimmer, notes	13-18
C800	Schematic, socket, voltage, trimmers	12-17
	<i>Clarified Schematics ...C.S. 12-3, 12-4</i>	
	Tuner, alignment, iron core adj., trimmers	12-4
802, 804	Schematic, voltage, alignment, trimmers, socket	11-18
816, 816B	Schematic, alignment	11-23
864	Schematic, voltage, socket, sensitivity	11-19
	Alignment, trimmers, drive cord data	11-20
C901	Schematic	12-19
	<i>Clarified Schematics ...C.S. 12-3, 12-4</i>	
	Record changer, recorder	12-18
	Socket, voltage, trimmers, iron core adjustment, alignment, phono jack	12-20
902	Schematic, voltage, socket, trimmers	11-21
	Alignment, notes	11-22
906	Schematic, voltage, socket, trimmer	13-20
907	Schematic, voltage, alignment, trimmers, socket	11-24
908	Schematic, voltage, alignment, trimmers, socket	11-24
940, 940A	Schematic	11-25
951, 951A	Schematic	11-25
953	Schematic, tuner	11-25
962	Schematic, tuner	11-26
970B, 970BX	Schematic, tuner	11-26
980B, 980BX	Schematic, tuner	11-26
990	Schematic, alignment	11-23
990B	Schematic	13-13
1010B	Schematic, voltage, trimmer	13-21
	Alignment	13-22
"C" 1041, Series A Ser. No. OD388500 up	Schematic, socket, voltage, trimmers	12-21
	Alignment, phono connection, front and rear views of chassis	12-22
1070A	Alignment	13-22
	Schematic, voltage, trimmer	13-23
C1100	Schematic, socket, voltage	12-23
	<i>Clarified Schematics ...C.S. 12-3, 12-4</i>	
	Alignment, iron core adjustment, socket, trimmers, phono jack	12-24
C1131	Schematic, socket, trimmer	13-24
	Alignment, voltage, notes	13-25
3006	Schematic, voltage	13-26
	Alignment, voltage, socket, trimmer	13-27
3058	Schematic, voltage	13-28
	Alignment, voltage, socket, trimmer, notes	13-29
3128, Lute	Schematic, socket, voltage	13-30
	Alignment, trimmer, drive-cord data	13-31
4002, 4946	Schematic, socket, voltage	13-33
	Alignment, trimmer, notes	13-34
4132	Alignment, trimmer, voltage	13-31
	Schematic, socket	13-32
4164	Schematic	13-35
	Alignment, socket, trimmer, voltage, drive-cord data	13-36

GAMBLE-SKOGMO INC.—(Cont.)		PAGE
4912, 4914	Schematic, voltage	11-30
	Alignment, trimmers, socket, notes	11-22
4954	Schematic, voltage, socket, coils, notes	11-27, 28
	Alignment, trimmers	11-29
4954, Issue B	Hum change	11-29
4956	Schematic, socket, voltage	12-25, 26
	Tuner, modulation hum	12-27
	Alignment, trimmers, drive cord replacement	12-28

## GARD RADIO CORP.

BP4	Schematic, socket, alignment, chassis	11-1
BP5	Schematic, socket, alignment, chassis	11-1
BP9, BP10	Schematic, socket, alignment, trimmers	11-2
BP11	Schematic	12-1
BP12, BP12A, BP12B	Schematic	12-1
BP15	Schematic	13-1
BP36A	Schematic, socket	12-2
BP37	Schematic	13-2
BP38	Schematic	13-3
51, 105, 125, 135	Schematic, alignment	12-3
D71	Schematic	13-4
C117	Schematic	13-5
C118, 328	Schematic	13-6
C120, 4011	Schematic, alignment, trimmers	12-5, 6
C124, 1444, 1454, 1464, 1474, 4014	Schematic	13-7, 8
	Alignment, notes	13-9
	Trimmer, alignment data	13-10
125, 135	See model 51	
150	Schematic, alignment	11-3
225A, 225B, 245, 255, 265, 275, 285	Schematic, alignment	12-3
328	See model C118	
389	Schematic, socket	11-4
	Alignment	11-14
399, 4990	Schematic	11-5
	Alignment	12-13
453	Schematic, sockets, trimmers	11-6
	Alignment	11-14
493	Schematic, socket, trimmers	11-7
	Alignment	11-14
501P, 501PD	Schematic	13-11
939	Schematic	11-8
	Alignment	11-14
1039, 1049	Schematic	11-9
	Alignment	12-13
1239	Schematic, trimmers	11-10
	Alignment	11-14
1444	See model C124	
1450, 1550, Series A, B	Schematic, alignment	13-10
1454, 1464, 1474	See model C124	
1540	Schematic, socket	11-11
	Alignment	12-13
1550	See model 1450	
1739	Schematic, socket, trimmers	11-12
3011, Ch. C-119	Schematic, trimmers	12-4
3109	Schematic	11-13
	Alignment	12-13
4011	See model C120	
4014	See model C124	
4123	Schematic, socket	12-7, 8
	Alignment	12-13
4124	Schematic, socket	12-9, 10
	Alignment	12-13
4410	Schematic, socket	12-11, 12
	Alignment	12-13
4990	See model 399	

## GENERAL ELECTRIC CO.

Golden Tone	See models J-105 and J-805	
HM-3, JM-3, JM-4	Phonographs	
	Receiver connections	13-1
	Schematic	13-2
	Schematic, parts list	13-2
	Schematic, adjustments	11-79
	Phono osc. schematic, data, parts	12-1
	Schematic, alignment, socket, trimmer, phonograph schematic	13-81, 82
	Voltage, gain, drive-cord data	13-83
	Chassis wiring	13-84
	Schematic, voltage, alignment	13-3
	Schematic, socket, trimmers	12-3
	<i>Clarified Schematics ...C.S. 12-1</i>	
	Chassis layout	12-4
	Coil data, speaker data, phono data	12-5
	Alignment, electrical specs, pickup connections	12-6
	Schematic, socket, voltage	12-7
	Socket, alignment, trimmers, speaker data	12-8
	Schematic, socket, trimmers	12-9
	<i>Clarified Schematics ...C.S. 12-2</i>	
	Chassis layout, elec. and phys. specs., speaker data	12-10
	Voltage, stage gains, coil resistance data, IF curve, pickup connections	12-11

(Continued)

GENERAL ELECTRIC CO.—(Cont.)		PAGE
<b>MODEL</b>		
JE-51, JE-61, JE-510 (Cont.)	Alignment, phono connections, speaker data, coil data, dummy antenna .....	12-12
GE-52	Schematic, voltage, speaker data, dial mechanism .....	12-13
GE-53	Chassis, socket, alignment, trimmers, electrical specs. ....	12-14
GE-54	Schematic, voltage, socket, trimmers, pickup connections..	12-15
JE-61L	Chassis layout .....	12-16
FE62, FE67, FE68	Schematic, chassis, socket, trimmers .....	12-17
J-62, J-620	Schematic, socket, trimmers .....	12-18
J63	<i>Clarified Schematics</i> .....C.S.	12-1
HE-64L	Chassis layout, elec. and phys. specs., speaker data .....	12-10
J64	Voltage, stage gains, coil resistance data, IF curve, pickup connections .....	12-11
J65	Alignment, phono connections, speaker data, dummy antenna .....	12-12
FE-67, FE-68	Schematic, resistance measurements .....	12-19
J-71	<i>Clarified Schematics</i> .....C.S.	12-3
JB-72, JB-372	Chassis .....	12-20
GDE-73	Voltage .....	12-23
GE-73, GE-78	Socket, trimmers .....	12-58
H73, H77, H78, H79 (Final)	Schematic, socket, trimmers, stage gains .....	12-21
HE-74	Alignment, chassis, voltage, dial .....	12-22
HE-74L, HE-740, HE-740L	Schematic, socket, voltage, alignm., trimmers .....	12-24
H79 Record changer	Schematic, socket, trimmers .....	12-2
HM80	<i>Clarified Schematics</i> .....C.S.	12-6
HM-80A, HM-85A	Chassis layout .....	12-4
JE-81	Coil data, speaker data, phono data .....	12-5
FE-82, FE-87	Alignment, electrical specs, pickup connections .....	12-6
H87	Schematic, socket, voltage .....	12-25
JFM90	<i>Clarified Schematics</i> .....C.S.	12-4
GE-93, GE-96	Chassis, socket, trimmers, stage gains, dial drive .....	12-27
HE-100, HE-100H, HE-105	See Model HJ-624 .....	12-28
	See Model FE-62 .....	12-28
	Schematic, socket, trimmers, speaker data .....	12-28
	<i>Clarified Schematics</i> .....C.S.	12-7, 12-8
	Socket, alignment, voltage, stage gains, dial drive .....	12-29
	Chassis wiring, notes .....	12-30
	Schematic, socket, voltage .....	12-33, 34
	Socket, chassis, alignment, trimmers, stage gains etc. ....	12-35
	Schematic, socket, trimmers, voltage .....	12-38
	Chassis, dial drive .....	12-36
	Schematic, socket, trimmers, voltage .....	12-37
	Chassis, dial-drive .....	12-36
	Schematic, data .....	11-1
	Chassis Wiring, voltage, socket, dial data .....	11-2
	Trimmers, coils, notes, gain, phonograph data .....	11-3
	Alignment, parts .....	11-4
	Parts list .....	11-5
	Schematic, socket, trimmers .....	12-39
	Chassis wiring .....	12-40
	Voltage .....	12-23
	Dial drive mechanism .....	12-23
	Alignment .....	13-4
	Schematics .....	13-63
	Chassis layout .....	12-40
	Parts list .....	13-62
	Data, Part 1 .....	11-14
	Data, Part 2 .....	11-15
	Data, Part 3, Parts list.....	11-16
	Data, Part 4 .....	11-17
	Schematic, socket, trimmers.....	11-6
	Schematic, oscillator drift correction .....	12-41
	Schematic, socket, trimmers .....	12-43
	Voltage .....	12-23
	Chassis, dial cord data, stage gain .....	12-44
	Schematic, speaker data, resistance data .....	12-32
	Voltage .....	12-23
	Chassis .....	12-20
	Socket, trimmer .....	13-3
	Schematic, socket, trimmers.....	11-7
	Chassis wiring .....	11-8
	Alignment, gain, voltage, socket.....	11-9
	Parts list .....	11-10
	Schematic, voltage, socket, trimmer .....	13-75
	Circuit description, parts list .....	13-76
	Alignment .....	13-77
	Schematic, socket trimmers, speaker data .....	12-45
	<i>Clarified Schematics</i> .....C.S.	12-9
	Chassis, voltage .....	12-46
	Dial drive mechanism .....	12-51
	Schematic .....	12-47
	<i>Clarified Schematics</i> .....C.S.	12-10

(Continued)

GENERAL ELECTRIC CO.—(Cont.)		PAGE
<b>MODEL</b>		
HE-100, HE-100H, HE-105	Voltage .....	12-1
(Continued)	Socket, trimmers .....	12-46
	Chassis .....	12-49
	Alignment .....	12-51
HE-100L, HE-100LH, HE-105L	Schematic .....	12-48
	<i>Clarified Schematics</i> .....C.S.	12-11
	Voltage .....	12-1
	Socket, trimmers .....	12-46
	Chassis .....	12-49
	Alignment .....	12-51
JE-101, JE-107	Schematic, socket, trimmers .....	12-50
	<i>Clarified Schematics</i> .....C.S.	12-12
	Stage gains, voltage, dial data, alignment .....	12-51
	Chassis .....	12-16
J-105 (Golden Tone)	Schematic, socket, voltage, Beam-a-Scope data .....	12-53
	<i>Clarified Schematics</i> .....C.S.	12-13, 12-14
	Chassis, Beam-a-Scope data, dial cord .....	12-52
	Socket, trimmers, alignment, stage gains, Beam-a-Scope data .....	12-54
	Alignment .....	12-55
X108, X118	Schematic, socket, trimmer .....	13-5
	Switch connections, gain, voltage, notes .....	13-6
	Alignment, specifications .....	13-54
F-109	Schematic .....	13-7, 8
	Socket, trimmer, alignment .....	13-9
	Chassis layout .....	13-10
	Voltage, circuit data, resistance..	13-11
	AFC notes, dial data .....	13-12
	Relay adjustments, part I.....	13-13
	Relay adjustments, concluded .....	13-14
	Touch-Tuning system schematic, notes .....	13-15
	Schematic .....	12-57
	<i>Clarified Schematics</i> .....C.S.	12-16
	Voltage .....	12-23
	Chassis, socket, trimmers .....	12-58
	Alignment .....	13-16
FE-112, FE-116, FE-119	Schematic, switch wiring .....	13-17, 18
	Circuit data, voltage, socket, trimmer .....	13-19
	Circuit data, concluded; f-m alignment notes, phono compensation circuit .....	13-20
	Alignment .....	13-21
	Notes, drive cord data .....	13-22
	Schematic, notes .....	13-23
X-115, X-125, X-145	Alignment, socket, trimmer, notes	13-24
	Voltage, drive-cord data, specifications .....	13-25
H116, H118, HJ119 (Final)	Schematic, socket, trimmers, dial data .....	11-11, 12
	Chassis wiring, coils .....	11-13
	Alignment, gain, voltage, socket, record changer data, Part 1....	11-14
	Data, Part 2 .....	11-15
	Data, Part 3, parts list.....	11-16
	Data, Part 4 .....	11-17
	Parts list .....	11-18
FE-116, FE-119	See model FE-112 .....	
X-118	See model X-108 .....	
*GM125	Alignment .....	Changes 11-5
X-125	See model X-115 .....	
X-127	Schematic, alignment notes .....	13-26
	Switch connections .....	13-25
	Alignment, gain, voltage, socket, trimmer .....	13-27
HM136	Schematic, notes .....	11-19
	Chassis wiring, voltage, socket, notes .....	11-20
	Alignment, parts .....	11-21
	Circuit data, alignment procedure .....	11-22
	Trimmers, socket, parts .....	11-23
X-145	See model X-115 .....	
X-156, X-166	Voltage, gain, specifications .....	13-28
	Schematic .....	13-29
	Alignment, socket, trimmer, change, switch connections .....	13-30
HM171 Television	Schematic .....	11-25, 26
HM171, HM185	Voltage, chassis, notes .....	11-27, 28
	Alignment .....	11-31, 32
	Trimmers, notes .....	11-33
	Parts list .....	11-34
HM185 Television	Schematic .....	11-29, 30
HM225, HM226-7A Television	Schematic .....	11-35, 36
	Voltage, trimmers, socket, chassis controls, notes .....	11-37, 38
	Alignment .....	11-39
	Alignment .....	11-40
	Parts list .....	11-41
	Circuit data, parts.....	11-42
HM226-7A Radio Receiver	Schematic, socket, voltage, trimmers .....	11-43
	Radio chassis wiring, phonograph data, power chassis .....	11-44
	Alignment, parts .....	11-45
JB372	See model JB-72 .....	
H400	Data .....	Changes 11-2
HB-402, HB-403	Schematic, socket, trimmers .....	12-42
H406U	Schematic, voltage, alignment, trimmers .....	11-24

\* Also see Vol. X index

# GENERAL ELECTRIC

## GENERAL ELECTRIC CO.—(Cont.)

## GENERAL ELECTRIC CO.—(Cont.)

MODEL		PAGE
HB-408	Schematic, socket, trimmers, speaker data, alignment, battery data	12-56
HB412	Schematic, notes	11-47
	Voltage, socket, alignment, trimmers	11-48
LB-412	Schematic, alignment, voltage, socket, trimmer, chassis	13-31
LB-424	Schematic, alignment, voltage, socket, trimmer, gain	13-32
*H500, H501, H510, H511, H520, H521	Changes	11-2
H500U, H500UW, H500UX, H510U, H510UW, H510UX, Early, Late, H520U, H520UW, H520UX	Schematics, changes	11-49
	Alignment, parts	11-10
	Gain, voltage, trimmers, socket, coils	11-50
*H500, H500W, H500X, H501, H501W, H501X, H510, H510W, H510X, H511, H511W, H511X, H520, H520W, H520X, H521, H521W, H521X	Voltage, socket, chassis wiring, gain, parts	11-51
L500, L510, L550, L560	Schematic, socket, voltage, trimmers, alignment	12-61
J-501, J-501W, J-502, J-502W	Schematic, socket, trimmers, alignment, speaker data	12-59
J-501, J-501W, J-502, J-502W; "Late"	Schematic, socket, trimmers, voltage, alignment	12-60
H502	Schematic, voltage, alignment, gain, coils, socket	11-53
	Chassis wiring, trimmers, parts	11-54
H503, H530, H531, H532	Schematic, voltage, alignment, gain, coils, socket	11-53
	Chassis wiring, trimmers, parts	11-54
HB504	Schematic	11-55
	Voltage, socket, trimmers, alignment, notes	11-56
HB505	Schematic	11-55
	Voltage, socket, trimmers, alignment, notes	11-56
H508	Schematic, alignment, socket, trimmers	11-46
JB-508	Schematic, chassis	12-30
	Speaker data, battery installation, alignment, voltage	12-31
LCP-508	Schematic, voltage, alignment, socket, trimmer, chassis	13-33
JE-510	See model JE-51	
J-512	Schematic, voltage, gain, alignment, socket, trimmer	13-34
L-512, L-513, L-520, L-521, L-522, L-570 to L-574 incl.	Schematic, voltage, gain, alignment, socket, trimmer	13-35
JB-513	Schematic	12-63
	Speaker data, battery installation, alignment, voltage	12-31
HJ514	Schematic, gain, voltage, alignment, socket, trimmers	11-52
JB-514	Schematic	12-63
	Speaker data, battery installation, alignment, voltage	12-31
JB-523	Schematic, voltage, alignment	12-64
JB-524	Schematic, voltage, alignment	12-64
*H530, H531, H532	See model H503	
JE-530, JE-531, JE-531X	Schematic, socket, trimmers, alignment, speaker data	12-65
LB-530	Battery data	13-36
	Schematic, voltage, socket, trimmer, assembly wiring	13-37
	Alignment, gain, notes	13-38
HE-540	Schematic, socket, trimmers	12-66
	<i>Clarified Schematics</i>	<i>O.S. 12-1</i>
	Chassis layout	12-4
	Coil data, speaker data, phono data	12-5
	Alignment, electrical specs., pickup connections	12-6
L550	See model L500	
HP-558, HP-559, HP-560, HP-561	Schematic, socket, trimmers, alignment, speaker data	12-67
L560	See model L500	
L-570 to L-574, incl.	See model L-512	
LCP-596	Schematic, alignment, voltage	13-39
*H600, H600W, H600X, H601, H601W, H601X, H610, H610W, H610X, H611, H611W, H611X, Final	Chassis wiring, gain, voltage, dial, socket	11-57
*H600U, Early	See model H600 Preliminary	
H600U, H600UW, H600UX, H610U, H610UW, H610UX	Schematic, voltage, changes	11-59
	Chassis wiring, trimmers, dial	11-58
	Alignment, gain, coils, parts	11-60
L-600, L-601, L-610, L-611	Schematic, alignment, gain, socket, trimmer, voltage, drive-cord data	13-40
J-602, J-603	Schematic, socket, trimmers, alignment, speaker data, dial cord, voltage	12-68

MODEL		PAGE
LB-603, LB-612, LB-641, LB-642	Schematic, alignment, socket, trimmer, chassis, voltage	13-41
LC-608	Schematic, alignment, voltage, socket, trimmer	13-42
LCP-609	Schematic, alignment, voltage, socket, trimmer	13-43
*H610U, Early	See model H610 Preliminary	
H610, H610W, H610X, H611, H611W, H611X	See model *H600	
H610U, H610UW, H610UX	See model *H600U early	
L610, L611	See model L-600	
HJ612	Schematic, voltage, socket, alignment, gain, trimmers	11-61
L-613, L-621, L-624, L-632, L-633	Schematic, alignment, gain, socket, trimmer	13-44
	Voltage	13-45
J-614, J-664	Schematic, socket, voltage, trimmers, alignment	12-69
HJ618AC, HJ618DC	Schematic, voltage, gain, alignment, trimmers, socket	11-62
	Phonograph switch, parts	11-63
	Turntable parts	11-64
LC-619	Alignment, socket, trimmer, gain, voltage	13-45
	Schematic	13-46
LC619W	Alignment, voltage, socket, trimmer, gain	13-80
	Schematic	13-79
H620U, H620UW, H620UX, H630U, H632U (Late)	Schematic, voltage, changes	11-59
	Chassis wiring, trimmers, dial	11-58
	Alignment, gain, coils, parts	11-60
J-620	See model J62	
L-621	See model L-613	
H622, H623	Schematic, voltage, socket, alignment, gain, trimmers, chassis wiring, changes	11-65
	Parts list	11-5
HJ624	Schematic, voltage, gain, trimmers, socket, changes	11-66
	Alignment	11-62
	Phonograph switch, parts	11-63
	Turntable parts	11-64
L-624	See model L-613	
H625 (Final)	Schematic, gain	11-67
	Chassis wiring, voltage, socket, notes	11-68
	Alignment, trimmers, changes, dial, parts	11-69
	Parts list	11-70
HJ628	Schematic, voltage, gain, trimmers, sockets, changes	11-66
	Alignment	11-62
	Phonograph switch, parts	11-63
	Turntable parts	11-64
J-629	Schematic, socket, trimmers, voltage, recorder adjustments	12-70
	Alignment, gain	13-4
H630, H631, H632, H633 (Final) H630U, H632U (Early)	Schematic, gain	11-67
	Chassis wiring, voltage, socket, notes	11-68
	Alignment, trimmers, changes, dial, parts	11-69
	Parts List	11-70
H630U, H632U (Late)	See model H620U	
JB-630	Schematic	12-71
	Voltage, alignment	12-64
L-630	Schematic, voltage, gain, alignment	13-47
	Socket, trimmer, parts list	13-48
JB-631	Schematic	12-71
	Voltage, alignment	12-64
L-632, L-633	See model 613	
H634, H638, H640	Schematic, socket, trimmers	11-71
	Chassis wiring, voltage	11-72
	Gain, coils, notes	11-73
	Alignment, phonograph, dial drive data	11-74
LC-638, LC-649	Schematic, alignment, voltage, socket, trimmer, chassis	13-51
H639AC, H639DC	Schematic, voltage, gain, alignments, trimmers, socket, phonograph switch assembly	11-80
	Parts	11-63
H640	See model H634	
HE-640L	Schematic, socket, trimmers	12-62
	<i>Clarified Schematics</i>	<i>O.S. 12-6</i>
	Chassis layout	12-4
	Coil data, speaker data, phono data	12-5
	Alignment, electrical specs., pickup connections	12-6
L-640	Schematic, voltage	13-49
	Alignment, socket, trimmer, parts list, gain	13-50
LB-641, LB-642	See model LB-603	
J-644, J-644W, J-654, J-654W	Schematic, socket, trimmers, voltage, speaker data	12-72
	Alignment, gain	13-58
LC-648	Schematic, alignment, voltage, socket, trimmer, gain	13-52
	Parts list	13-48

\* Also see Vol. X index

GENERAL ELECTRIC CO.—(Cont.)

GILFILLAN BROS., INC.

MODEL		PAGE
LC648W	Alignment, gain	13-77
	Schematic, voltage, socket, trimmer	13-78
LC-649	See LC-638	
L-650, L-652	Schematic, voltage, socket, trimmer	13-53
J-654, J-654W	Alignment	13-54
HP-657-A	See model J-644	
	Schematic, alignment, speaker data	12-73
LC-658	Schematic, voltage, socket, trimmer, chassis	13-55
	Alignment, voltage	13-56
L-660	Schematic, voltage, socket, trimmer, dial data	13-57
	Alignment, gain, push-button data	13-58
J-664	See model J-614	
J-678	Schematic, socket, trimmers, voltage, tuner, speaker data, alignment, stage gains, phono data	12-74
L-678	Schematic, voltage, socket, trimmer	13-61
	Alignment, gain, push-button data	13-56
LB-700, LB-701, LB-702, LB-703	Schematics, switch wiring	13-59
	Alignment, socket, trimmer, gain, voltage, parts	13-60
H708, H736, HJ737	Schematic, chassis wiring, voltage, socket	11-75
	Alignment, trimmers, gain, circuit data, notes	11-76
J-709	Schematic, automatic record changer	12-75
J-718, J-728	Schematic, switch and coil connections	12-77
	<i>Clarified Schematics C.S. 12-7, 12-8</i>	
	Speaker data, phono data, dial cord, Beam-a-Scope data, stage gains	12-76
	Alignment, trimmers	12-78
	Automatic record changer data	12-86
HJ-737	See model H708	
HE-740, HE-740L	See model HE74L	
L-740	Alignment, voltage, socket, trimmer, gain	13-64
	Schematic	13-65
LC-758	Schematic	13-66
	Alignment, gain, voltage, socket, trimmer	13-67
J-805 (Golden Tone)	Schematic, socket, trimmers, speaker data	12-79
	<i>Clarified Schematics C.S. 12-17, 12-18</i>	
	Chassis, socket, voltage, stage gain	12-80
	Alignment, Beam-a-Scope data, dial cord	12-81
J-808, J-818, J-828	Schematic, Beam-a-Scope data	12-83
	<i>Clarified Schematics C.S. 12-13, 12-14</i>	
	Speaker data, phono data, stage gains, Beam-a-Scope data	12-82
	Alignment, trimmers	12-84
	Chassis, socket, voltage	12-85
	Automatic record changer data	12-86
J-809	Schematic	12-87
	<i>Clarified Schematics C.S. 12-13, 12-14</i>	
	Beam-a-Scope data, Part 1	12-87
	Beam-a-Scope data, Part 2	12-82
	Speaker data, phono data, stage gains	12-82
	Alignment, trimmers	12-84
	Chassis, socket, voltage	12-85
	Automatic record changer data	12-86
JE-810	Schematic, socket, trimmers, voltage	12-23
	Chassis, dial data, gain	12-44
J-818, J-828	See model J-808	
HJ905, HJ908, HJ908B	Schematic	11-77
	Chassis wiring, gain, trimmers, alignment, voltage, socket, drive cord data	11-78
	Circuit data, record changer	11-79
L-915	Schematic, voltage	13-68
	Alignment, trimmer, socket	13-69
L-915W, L-916	Alignment, voltage, socket, trimmer, parts	13-69
	Schematic, switch wiring	13-70
HJ1005	Schematic, trimmers, notes	11-81
	Alignment, gain	11-9
	Parts list	11-18
	Chassis wiring, voltage, socket	11-82
J1106, J1108	Schematic, socket, trimmers, voltage	12-89
	Speaker data, dial cord, Beam-a-Scope data, stage gains, phono data, alignment	12-90
LFC-1118, LFC-1128	See model LF-115	
HJ1205	Schematic, voltage, socket, coils	11-83, 84
	Chassis wiring, gain	11-85
	Alignment, drive cord data	11-86
	Phono pre-amplifier schematic	13-22
LFC-1228	See model LF-115	
X-1708	Schematic	13-71
	Voltage, gain, notes	13-72
	Alignment, socket, trimmer	13-73

MODEL		PAGE
5AD	Schematic, socket	Misc. 11-3
5G-S, 5G-T	Schematic, socket, trimmers	12-1
5L	Schematic, socket, trimmers	12-1
6B	Schematic, socket, trimmers	12-4
6K, 6L, 6R	Schematic, socket, trimmers	12-2
6U	Schematic, socket, trimmers	12-2
11F, 11G, 13A	Schematic, socket, trimmers	12-3
	Tuner, iron core adjustment, padders	12-4
54-A Late	Schematic, socket	Misc. 11-3

B. F. GOODRICH  
MANTOLA

R-399	Schematic, alignment	12-1
	Socket, trimmers	12-2
R-400	Schematic, alignment	12-3
	Socket, trimmers	12-2
R-401	Schematic, socket, trimmers, alignment	12-4
R-404	Schematic, alignment	12-5
	Socket, trimmers	12-2
R-405	Schematic	12-1
	Socket, trimmers	12-2
	Alignment	12-7
R-410	Schematic, socket, trimmers, alignment	12-6
R-411	Schematic, alignment	12-7
R-412, R-412A	Schematics, alignment	12-8
	Socket, trimmers	12-10
R-413, R-413A	Schematics, alignment	12-9
	Socket, trimmers	12-10
R-414, R-416	Schematic, socket, trimmer, alignment	12-11
	Voltage tuner	12-11
R-415A	Schematic, alignment	12-5
	Socket, trimmers	12-10
K-419	Schematic, alignment	12-13
	Socket, trimmers	12-2
R-419B	Schematic, socket, trimmers, alignment	12-12
R-420	Schematic, alignment	12-13
	Socket, trimmers	12-14
R-421	Schematic	12-15
	Socket, trimmers	12-2
	Alignment	12-7
R-422	Schematic, socket, trimmers, alignment	12-16
R-423	Schematic, alignment	12-17
R-424	Schematic, alignment	12-3
	Socket, trimmers	12-14
R-425	Schematic, socket, trimmer, alignment	12-18
R-427, R-428	Schematic, alignment	12-19
	Socket, trimmers	12-14
R-429	Schematic trimmers, socket, alignment	Misc. 13-1
R-436	Schematic, alignment	12-17
R-437	Schematic, voltage, socket, trimmer, alignment	12-20
R-450	Schematic, alignment	12-21
	Socket, trimmers	12-14
R-451	Schematic, alignment	12-19
	Socket, trimmers	12-23
R-452	Schematic, alignment	12-22
	Socket, trimmers	12-23
R-453	Schematic, alignment	12-22
	Socket, trimmers	12-23
R-454	Schematic, voltage	12-24
	<i>Clarified Schematics C.S. 12-1</i>	
	Socket, trimmers	12-23
	Alignment	12-7
R-458	Schematic, voltage	12-24
	<i>Clarified Schematics C.S. 12-1</i>	
	Socket, trimmers	12-23
R-459	Schematic, socket, trimmers, alignment, dial-drive	12-25
	<i>Clarified Schematics C.S. 12-2, 12-3</i>	
R-460	Schematic	12-15
	Socket, trimmers	12-10
R-470	Schematic, alignment	12-21
	Socket, trimmers	12-14
R-471	Schematic	12-26
	Socket, trimmers	12-10
R-478	Schematic	12-26
	Socket, trimmers	12-10
R-480	Schematic	12-26
	<i>Clarified Schematics C.S. 12-1</i>	

GOODYEAR TIRE & RUBBER CO., INC.

45-01005, Series A, B	Schematic	13-1
	Alignment, socket, trimmer	13-2
522	Schematic, voltage, socket, trimmers, alignment	11-1
525	Schematic, voltage, socket, trimmers, alignment	11-2
566	Schematic, voltage, socket, trimmers, alignment, notes	11-3
586	Schematic, voltage, socket, trimmers, alignment, notes	11-4
660	Schematic, socket, trimmers	11-5
680	Schematic, socket, voltage, trimmers, alignment	11-6
685, 686, Runs 1, 2	Schematic, voltage, socket, trimmers	11-7
	Alignment	11-2
690	Schematic, socket, trimmers, alignment, notes	12-6



**GOODYEAR  
HOWARD**

**GOODYEAR TIRE & RUBBER CO., INC.—(Cont.)**

MODEL		PAGE
770	Schematic, voltage, alignment, trimmers, socket	11-8
778, Runs 1, 2	Schematic, voltage	11-9
	Alignment, trimmers, socket, notes	11-10
01006	Schematic, socket, voltage	12-1
	Tuner	12-2
	Trimmers, alignment, parts layout	12-4
01007	Schematic, socket, alignment	12-3
	Tuner	12-2
	Parts layout	12-4
015140, 015141	Schematic, socket, trimmers, voltage, tuner	12-5
015150, 015151	Schematic, alignment, voltage	12-7
	Socket, trimmers, tuner	12-8

**THE HALLICRAFTERS INC.**

HT7, Frequency Standard	Schematic, operating instructions, uses	12-16
S-17, SX-17 (1939)	Schematic	12-6
S-18, SX-18, Sky Challenger II	Schematic	13-1
	Trimmer, parts list	13-2
	Voltage, alignment notes	13-3
	Alignment, trimmer	13-4
	Crystal, image rejector notes	13-5
	Operating instructions	13-6
S20-R	Schematic, notes	11-1
	Socket, trimmers, parts	11-2
	Alignment, antenna notes	11-3
S-22R, Sky rider Marine	Schematic, antenna	12-1
	Alignment	12-2
SX-25, Super Defiant	Schematic	11-4
	Alignment, trimmers, parts, frequency tuning meter	11-5
	Alignment procedure, notes	11-6
	Antenna notes	11-3
S-27	Schematic	12-3, 4
	Socket, alignment, trimmers	12-5
SX28, Super Sky rider	Schematic, speaker data	12-7, 8
	Voltage, socket	12-9
	Alignment, trimmers, chassis	12-10
S-29, Sky Traveller	Schematic	12-11
	Socket, alignment, trimmers	12-12
S-30 Radio Compass	Schematic	12-13
	Radio compass instructions, parts list	12-14
	Alignment, socket	12-15
SX-32, Sky Rider	Schematic	13-7, 8
	Parts list	13-9
	Chassis views	13-10
	Voltage, a-f fidelity curve	13-11
	Alignment notes, adjustments	13-12
	Alignment, trimmer	13-13
	Circuit data	13-14

**HALSON RADIO & TELEVISION, INC.**

6 Button Automatic Tuner	Data	11-1
40A1	Schematic, socket, alignment, trimmers	11-2
40A1X	Changes	Changes
40B2X	Schematic, socket, alignment, trimmers	11-3
40C3X	Schematic, socket, alignment, trimmers	11-4

**HAMILTON RADIO COMPANY**

289	Schematic, socket, alignment, trimmers	Misc. 11-2
-----	--	------------

**THE HAMMARLUND MFG. CO., INC.**

HQ-120-X (late)	Schematic	12-1
SP-200-SX Series (Early)	Schematic	12-3
	Socket, voltage, trimmers, alignment, selectivity notes, power unit	12-2
	Notes	12-4
SP-200X, SP-200SX, Late	Schematic	13-1, 2
	Chassis, trimmer, socket	13-3
	Notes, assembly	13-4
SP210X, SPR210X, SP220X, SPR220X, SP210SX, SPR210SX, SP220SX, SPR210LX, SPR210LX, SP220LX, SPR220LX	Schematic, voltage, socket, chassis, S.P.U. schematic	11-1, 2
	Circuit data	11-3
	Circuit data, operation, alignment, trimmers	11-4
	Assembly, selectivity curves	11-5
	Notes, parts	11-6

**HAMMOND INSTRUMENT CO.**

J. Solovox	Schematic	12-1
	Tone cabinet layout	12-2
	Keyboard, voltages	12-3
	Tone cabinet, tuning, tuning limits, oscillator adjustment, adjustment of maximum volume control knob, how the Solovox works	12-4
	Oscillators, register controls and relays, "mute," "tones," control tubes, volume control, vibrato	12-5

(Continued)

**HAMMOND INSTRUMENT CO.—(Cont.)**

MODEL		PAGE
J. Salovox (Cont.)	Service suggestions, connecting additional amplifiers to Solovox, block diagram	12-6

**HOWARD RADIO COMPANY**

12B	Schematic, notes	11-1
14ACB	Schematic	11-2
	Voltage, socket, trimmer, parts list	13-22
210A, Push-Button Adapter	Schematic	11-7
300	Schematic, voltage, alignment, trimmers, socket	11-3
	Dial and tuner data	11-5
300A, 301, 303, 304	Schematic, voltage, alignment, trimmers	11-4
	Dial and tuner data	11-5
301APC	Schematic, voltage, alignment, trimmers	11-4
	Dial and tuner data	11-5
	Automatic phono. data	11-6
	Automatic phono. data	11-7
302APC	Schematic, voltage, alignment, trimmers	11-8
	Dial and tuner data	11-5
	Automatic phono. data	11-6
	Automatic phono. data	11-7
302R, 302RA, 302RT (Early)	Schematic	11-9, 10
	Dial and tuner data	11-5
302R, 302RA, 302RT (Late)	Schematic, voltage, alignment, socket, trimmers	12-1
	Recorder, record changer data	12-2
	Recorder data, part 2	12-3
	Recorder data, part 3	12-4
	Recorder, changer notes	12-5
	Recorder notes	12-6
302S	Schematic, voltage, alignment, trimmers	11-8
	Dial and tuner data	11-5
305	Schematic, voltage, alignment, trimmers	11-11
	Dial and tuner data	11-5
306	Schematic, voltage, alignment, trimmers	11-12
	Dial and tuner data	11-5
307	Schematic	11-13
	Dial and tuner data	11-5
	Alignment, socket, trimmers, voltage	12-7
307TP	Schematic, alignment, socket, trimmers, voltage	12-7
308APC	Schematic, voltage, alignment, trimmers	11-14
	Dial and tuner data	11-5
	Automatic phono. data	11-6
	Automatic phono. data	11-7
308C	Schematic, voltage, alignment, trimmers	11-14
	Dial and tuner data	11-5
308TT	Schematic, voltage, alignment, trimmers	11-14
	Dial and tuner data	11-5
430	Schematic, voltage, alignment, socket, trimmers, chassis	12-8
435	Schematic	12-10
436	Schematic	12-10
437	Schematic, frequency monitor notes	12-11
435, 436, 437	Alignment, socket, trimmers, voltage	12-12
	Notes	12-9
	Carrier level meter schematic, notes	12-13
460	Schematic, alignment	13-1
	Chassis, socket, trimmer, notes	13-2
	Frequency monitor, dial drive data	13-3
	Circuit data, part 1	13-4
	Circuit data, part 2	13-5
	Circuit data, part 3	13-6
490	Schematic, trimmer, socket	13-7, 8
518, 518S	Schematic, voltage, socket, alignment, trimmers	11-15
	Dial and tuner data	11-5
518APC	Schematic, voltage, socket, alignment, trimmers	11-15
	Dial and tuner data	11-5
	Automatic phono. data	11-6
	Automatic phono. data	11-7
520APC	Schematic, voltage, alignment, trimmers	11-16
	Dial and tuner data	11-5
	Automatic phono. data	11-6
	Automatic phono. data	11-7
528	Schematic	13-9
565, (6v.), 565, (12v.)	Schematic, voltage, alignment, trimmers, socket	11-17
	Dial and tuner data	11-5
568	Schematic, voltage, alignment, trimmers, socket	11-18
	Dial and tuner data	11-5
568R, 568RA (Early)	Schematic	11-19, 20
	Dial and tuner data	11-5
568R, 568RA (Late)	Schematic, voltage, alignment, trimmers	12-14
	Recorder data, Part 1, record changer data	12-2
	Recorder data, Part 2	12-3
	Recorder data, Part 3	12-4

HOWARD RADIO COMPANY—(Cont.)		PAGE
MODEL		
568R, 568RA (Late) (Cont.)	Recorder, changer notes	12-5
	Recorder notes	12-6
575	Schematic, voltage, alignment, trimmers	11-21
	Dial and tuner data	11-5
580, 580C	Schematic, voltage, socket, alignment, trimmers	11-22
	Dial and tuner data	11-5
580APC	Schematic, voltage, socket, alignment, trimmers	11-22
	Dial and tuner data	11-5
	Automatic phono. data	11-6
	Automatic phono. data	11-7
585	Schematic, alignment, trimmers, voltage	12-15
650 Pre. Amp.	Schematic, voltage, loop kit notes	12-17
	Alignment, trimmers, frequency monitor notes	12-18
660	Frequency monitor schematic, instructions	12-11, 12-18
665	Loop kit data	12-17
700	Schematic	11-2
	Alignment notes	13-9
	Voltage, notes, parts list	13-10
702	Schematic, alignment, voltage, trimmers	12-16
718	Schematic, alignment, voltage, trimmers	12-19
718-FM	Schematic, alignment, socket, trimmer, chassis	13-11, 12
	Voltage, alignment notes	13-13
718-FM Series X	Schematic	13-14
	Voltage, alignment notes	13-13
	Alignment	13-11, 12
	Socket, trimmer, chassis, drive-cord data	13-15
765	Schematic	12-20
	Alignment, voltage, trimmers	12-22
768	Schematic	12-20
	Alignment, voltage, trimmers	12-22
780	Schematic, alignment, voltage	12-21
	Trimmers	12-22
806	Schematic, notes	13-16
	Voltage	13-15
	Alignment, trimmer, drive cord data	13-17
808	Equipment notes	13-16
808 Spread Band	Voltage	13-15
	Alignment, trimmer, drive-cord data	13-17
	Schematic	13-18
	Schematic	13-19
808 Series X	Schematic	13-19
	Alignment notes, voltage, drive-cord data	13-20
	Alignment, trimmer	13-21

HUDSON MOTOR CAR COMPANY

DB39	Schematic, voltage, socket	11-1
	Alignment, trimmers, socket, coils	11-3
	Chassis wiring	11-4
	Dial and tuner data, notes	11-5
SA39	Schematic, voltage, socket	11-2
	Alignment, trimmers, socket, coils	11-3
	Chassis wiring	11-4
	Dial and tuner data, notes	11-5
DB40	Schematic, voltage	11-7
	Control unit, chassis wiring	11-6
	Alignment, trimmers, changes, notes	11-9
	Tuner adjustments, notes	11-10
	Tuner assembly, notes	11-11
	Dial drive data	11-12
JA-40	Schematic, socket, alignment, voltage, speaker data	12-1
SA40	Schematic, voltage	11-8
	Control unit, chassis wiring	11-6
	Alignment, trimmers, changes, notes	11-9
	Tuner adjustments, notes	11-10
	Tuner assembly, notes	11-11
	Dial drive data	11-12
JA-41	Schematic, socket, voltage	12-2
	Alignment, trimmers, socket, dial calibration	12-4
DB-41	Schematic, socket, voltage	12-3
	Chassis	12-6
	Alignment, trimmers, socket	12-4
SA-41	Schematic, socket, voltage	12-5
	Alignment	12-4
	Chassis, socket, trimmers, tuner	12-6
DB-42	Schematic	13-1
	Chassis wiring	13-2
	Alignment, trimmer, voltage	13-3
	Installation, automatic tuning notes	13-4
	Assembly, foot-control notes	13-5

KADETTE RADIO CORP.

\* See INTERNATIONAL INDUSTRIES, INC.

L25	Schematic, socket, trimmers, voltage, notes	Misc. 11-4
L40	Schematic, socket, trimmers, voltage, notes	Misc. 11-4
L41	Schematic, socket, trimmers, voltage, notes	Misc. 11-4

MODEL		PAGE
	See ALLIED RADIO CORP.	
LAFAYETTE RADIO MFG. CO.		
FE-5	Schematic, socket, voltage, trimmers, alignment	12-1
D-8	Schematic	13-1
D-9	Schematic, socket, trimmers	12-2
C-10 Late	Schematic, voltage, alignment, socket, trimmers	11-1
J-11	Schematic	13-2
DA-13	Schematic, voltage, alignment	13-3
D-14	Schematic	13-4
	Socket, trimmer	13-5
C-17	Alignment, socket	13-5
	Schematic, socket	13-6
D-20	Schematic, alignment	13-7
D-20-A, D-31-A	Schematic, socket, trimmers	12-3
D-20 <sup>1</sup>	Schematic	13-8
L-20, Nomad	Schematic, voltage, socket	11-2
C-22	Schematic	13-9
L-22, L-23	Schematic, voltage, socket, alignment	11-3
D-27, 29	Schematic, socket	13-10
D-28	Schematic, socket, alignment	13-11
D-42	Schematic, socket, trimmers	12-5
D-52	Schematic, alignment	13-12
B-61	Schematic, voltage, socket, resistance	11-4
B-64	Schematic, voltage, socket	11-5
B-65	Schematic, voltage, socket	11-6
D-69	Schematic, socket, trimmers	12-4
A-70	Schematic	12-6
D-71	Schematic, socket, trimmers	12-4
B-75	Schematic, socket, trimmers	12-7
	Alignment, installation, speaker data	12-8
D-90	Schematic, socket, trimmers	12-5
D-93	Schematic, socket, trimmers	12-2
JS-130	Schematic	13-13
JS177, JS178	Schematic	12-10
JS179, JS180	Schematic	12-10
JS-181	Schematic, coil data	12-9
B-186	Schematic, voltage	13-15
	Alignment, socket, trimmer, chassis	13-16
B-189	Schematic, voltage	13-17
	Alignment, socket, trimmer, chassis	13-18
399-C31, 4990	Schematic	13-14
1102	Schematic, voltage	13-19
	Alignment, socket, trimmer, push-button data	13-20

LAUREHK RADIO MFG. CO.

Radio-Hearing Aid	Schematic	11-1
LA35	Schematic	11-1
L65	Alignment, schematic, parts, socket trimmer	Misc. 13-2
L67	Schematic, alignment	11-2

THE MAGNAVOX CO., INC.

Model numbers in which the figure 30 appears	are housed in the Playfellow cabinet
Model numbers in which the figure 31 appears	are housed in the Concerto cabinet
Model numbers in which the figure 32 appears	are housed in the Chairside cabinet
Model numbers in which the figure 33 appears	are housed in the Duette cabinet
Model numbers in which the figure 34 appears	are housed in the Berkeley cabinet
Model numbers in which the figure 35 appears	are housed in the Regent cabinet
Model numbers in which the figure 36 appears	are housed in the Windsor cabinet
Model numbers in which the figure 38 appears	are housed in the Hepplewhite cabinet
Model numbers in which the figure 40 appears	are housed in the Swedish Console, Swedish Moderne, or American Modern cabinet
Model numbers in which the figure 41 appears	are housed in the Battery Playfellow cabinet
Model numbers in which the figure 42 appears	are housed in the Belvedere cabinet
Model numbers in which the figure 43 appears	are housed in the Sheraton Console
Model numbers in which the figure 44 appears	are housed in the Sheraton Table cabinet
Model numbers in which the figure 45 appears	are housed in the Modern Table cabinet
Model numbers in which the figure 46 appears	are housed in the Chippendale cabinet
Model numbers in which the figure 60 appears	are housed in the Grinnell cabinet
Model numbers in which the figure 61 appears	are housed in the Chippendale cabinet
*CR113 Chassis	See CR113 Chassis
Model 31	
Style TRP-323, TRP-337	
Model 31D, Style TPR-337	

\* Also see Vol. X index

# MAGNAVOX

## THE MAGNAVOX CO., INC.—(Cont.)

MODEL	PAGE
*CR121 Chassis	See CR121 Chassis
Model 34F, Style CPAR-338	
Model 38,	
Style CPR-343, CPR-371	
Model 38A,	
Style CPR-345, CPR-372	
Model 38B, Style CPAR-381,	
Model 38C, Style CPAR-381	
CR133 Chassis	Schematic, voltage, alignment,
Model 41, Style PBR-378	trimmers, socket, chassis..... 11-3
CR134 Chassis	
Model 31D, Style TPR-383	Schematic, voltage, socket ..... 11-1
Model 32B, Style EPR-379	
Model 32C, Style EPR-382	
Model 40A, Style CPR-387	
CR144 Chassis	Chassis, alignment, trimmers ..... 11-2
CR137 Chassis	10-KC Filter adjustment ..... 11-4
Model 40B, Style CPR-380	Schematic, voltage, socket ..... 11-1
CR136, Chassis	Chassis, alignment, trimmers..... 11-2
Model 42, Style CPAR-348,	Schematic, voltage ..... 11-5
Style CPAR-384	
CR140 Chassis	Chassis, alignment, socket,
Model 32B, Style EPR-398	trimmers ..... 11-6
Model 32C, Style EPR-403	10-KC Filter adjustment ..... 11-4
Model 32D, Style EPAR-432	
Model 40A, Style CPR-401	
Model 40B, Style CPR-399	
Model 43A, Style CPAR-421	Schematic, voltage ..... 11-7, 8
Model 46, Style CPR-409	Chassis, alignment, socket,
Model 46A, Style CPR-420	trimmers ..... 11-11
Model 61A, Style CPAR-436	10-KC Filter adjustment ..... 11-4
Model 61B, Style CPAR-439	
CR150, Chassis	
Model 43, Style CPAR-389	
Model 60, Style CPAR-390	
Model 61, Style CPAR-404	
CR151 Chassis	
Model 43A, Style CPAR-400	
CR141 Chassis	Schematic, voltage ..... 11-13
Model 31B, Style TPR-338	Chassis, alignment, socket,
Model 44, Style EPR-391	trimmers ..... 11-14
Model 45, Style EPR-392	Changes ..... 11-4
CR142 Chassis	Schematic, voltage ..... 11-13
	Chassis, alignment, socket,
	trimmers ..... 11-14
	10-KC Filter adjustment, changes 11-4
CR143 Chassis	
Model U32B,	
Style EPUR-416	
Model U34F,	
Style CPAUR-419	
Model U34F,	
Style CPAUR-425	
Model U38C,	
Style CPAUR-414	
Model U38,	
Style CPUR-415	
Model U38C,	
Style CPAUR-418	
Model U40B,	
Style CPUR-417	
Model U43A,	
Style CPAUR-410	
Model U46,	
Style CPUR-422	
CR145 Chassis	Schematic, voltage ..... 11-15
Model 31D, Style TRUR-413	Chassis, alignment, socket,
Model U44, Style EPUR-411	trimmers ..... 11-16
Model U45, Style EPUR-412	10-KC Filter adjustment ..... 11-4
CR146 Chassis	
Model 34F, Style CPAR-394	Schematic, voltage ..... 11-17
Model 38, Style CPR-396	Chassis, alignment, socket,
Model 38, Style CPR-407	trimmers ..... 11-18
Model 38A, Style CPR-397	10-KC Filter adjustment ..... 11-4
Model 38A, Style CPR-408	
Model 38C, Style CPAR-395	
Model 38C, Style CPAR-406	
CR147 Chassis	Schematic, voltage ..... 11-19
Model 34-E, Style CPAR-423	Chassis, alignment, socket,
Model 34E, Style CPAR-424	trimmers ..... 11-20
Model 42, Style CPAR-393	10-KC Filter adjustment ..... 11-4
CR148 Chassis	Schematic, voltage ..... 11-21
Model 42, Style CPAR-402	Chassis, alignment, socket,
	trimmers ..... 11-22
	10-KC Filter adjustment ..... 11-4
CR-149 Chassis	Schematic, socket, voltage .... 12-1, 2
Model 42, Style CPAR-405	<i>Clarified Schematics</i> ...C.S. 12-1, 12-2
Model 42, Style CPAR-427	Chassis, trimmers, socket,
	speaker data ..... 12-5
CR-152 Chassis	Schematic, socket, voltage ..... 12-3, 4
Model 35C, Style CPAR-434	<i>Clarified Schematics</i> ...C.S. 12-1, 12-2
Model 42, Style CPAR-431	Chassis, socket, trimmers,
Model 42A, Style CPAR-460	speaker data ..... 12-6
	Alignment ..... 13-12
CR153 Chassis	Schematic, voltage ..... 11-9, 10
	Chassis, alignment, socket,
	trimmers, notes ..... 11-12
	10-KC Filter adjustment ..... 11-4

## THE MAGNAVOX CO., INC.—(Cont.)

MODEL	PAGE
CR-154 Chassis	
Model 42, Style CPAR-515	
Model 42A,	
Style CPAR-449,	
CPAR-530, CPAR-531,	
CPAR-532	
Model 42B,	
Style CPAR-527	
Model 42E,	
Style CPAR-541,	
CPAR-550	
Model 42AK,	
Style CPAR-597	
Model 50C,	
Style CPAR-489	
Model 50C-1,	
Style CPAR-490	
Model 50D,	
Style CPAR-491	
Model 50D-1	
Style CPAR-492	
Model 62, Style CPAR-440	
Model 62-1,	
Style CPAR-444	
Model 62A,	
Style CPAR-472	
Model 62A-1,	
Style CPAR-473	
Model 62B,	
Style CPAR-474	
Model 62B-1,	
Style CPAR-475	
Model 62C,	
Style CPAR-476	
Model 62C-1,	
Style CPAR-477	
Model 62D,	
Style CPAR-481	
Model 62E,	
Style CPAR-484	
Model 72, Style CPAR-441	
Model 72-1,	
Style CPAR-443	
Model 72A,	
Style CPAR-461	
Model 72A-1,	
Style CPAR-462	
Model 72B,	
Style CPAR-478	
Model 72C,	
Style CPAR-479	
Model 72D,	
Style CPAR-480	
Model 72E,	
Style CPAR-485	
Model 72F,	
Style CPAR-486	
Model 72G,	
Style CPAR-487	
CR-155 Chassis	
Model 34G, Style	
CPAR-454, CPAR-456	
Model 34G-1, Style	
CPAR-455, CPAR-457	
Model 50, Style CPAR-463,	
CPAR-535	
Model 50-1,	
Style CPAR-463,	
CPAR-536	
Model 50A, Style CPAR-465,	
CPAR-537	
Model 50A-1,	
Style CPAR-466,	
CPAR-538	
Model 50B, CPAR-482,	
CPAR-539	
Model 50B-1,	
Style CPAR-483,	
CPAR-540	
Model 50D,	
Style CPAR-523,	
CPAR-559, CPAR-567	
Model 50E,	
Style CPAR-524,	
CPAR-560, CPAR-568	
CR-156 Chassis	
Model 32E,	
Style EPAR-437	
Model 32E-1,	
Style EPAR-438	
Model 38E,	
Style CPAR-423	
Model 38E-1,	
Style CPAR-442	
Model 38D,	
Style CPAR-450	
Model 38G,	
Style CPAR-495	
Model 38G-1,	
Style CPAR-459,	
CPAR-496	
Model 48, Style CPAR-447,	
CPAR-551	
Model 48-1,	
Style CPAR-448,	
CPAR-552	
(Continued)	

Schematic, socket, voltage ..... 12-7, 8  
*Clarified Schematics* ...C.S. 12-3, 12-4  
 Chassis, socket, trimmers ..... 12-11  
 Alignment ..... 13-12

Schematic, socket, voltage .... 12-9, 10  
*Clarified Schematics* ...C.S. 12-3, 12-4  
 Chassis, socket, trimmers ..... 12-12  
 Alignment ..... 13-12

Schematic, socket, voltage .... 12-15, 16  
 Chassis, socket, trimmers ..... 12-19  
 Alignment ..... 13-12

\* Also see Vol. X index

MODEL	THE MAGNAVOX CO., INC.—(Cont.)	PAGE	
CR-156 Chassis (Cont.)			
Model 48D, Style CPAR-571, CPAR-588	Schematic, socket, voltage ... 12-15, 16 Chassis, socket, trimmers ..... 12-19 Alignment ..... 13-12		
Model 48DK, Style CPAR-572, CPAR-589			
Model 48F, Style CPAR-573			
Model 48FK, Style CPAR-574			
Model 48G, Style CPAR-577			
Model 48K, Style CPAR-578			
Model 48K-1, Style CPAR-562			
Model 49, Style CPAR-445			
Model 49-1, Style CPAR-446			
Model 49D, Style CPAR-522			
Model 49F, Style CPAR-563, CPAR-564			
Model 49G, Style CPAR-579			
CR-157 Chassis		Schematic, note ..... 13-22	
Model 47, Style CPAR-451			
CR-158 Chassis			
Model 50A, Style CPAR-465, CPAR-537			
Model 50A-1, Style CPAR-466, CPAR-538			
Model 50D, Style CPAR-491			
Model 50D-1, Style CPAR-492			
Model 50E, Style CPAR-524, CPAR-568			
Model 55A, Style CPAR-491, CPAR-544			
Model 55A-1, Style CPAR-492, CPAR-545			
Model 55E, Style CPAR-534			
Model 55G-A, Style CPAR-600		Schematic, socket, voltage ..... 12-13	
Model 62A, Style CPAR-472		Chassis, socket, alignment, trimmers ..... 12-14	
Model 62A-1, Style CPAR-473			
Model 62C, Style CPAR-476			
Model 62C-1, Style CPAR-477			
Model 62E, Style CPAR-484, CPAR-509, CPAR-549			
Model 72A, Style CPAR-461			
Model 72A-1, Style CPAR-462			
Model 72C, Style CPAR-479			
Model 72E, Style CPAR-485, CPAR-507			
Model 72G, Style CPAR-487			
Model 72-J, Style CPAR-504			
Model 72J-1, Style CPAR 505			
CR-159 Chassis	Schematic, note ..... 13-22		
Model 31F, Style TRR-452	Chassis, alignment, trimmers ..... 11-14		
Model 44A, Style EPR-453			
CR-160 Chassis			
Model 38G, Style CPAR-458	Schematic, notes ..... 13-22		
Model 38G-1, Style CPAR-459			
CR-161 Chassis	See CR-152 Chassis		
CR-165 Chassis			
Model U38D, Style CPAUR 519			
Model U38E, Style CPAUR 516	Schematic, socket, voltage ... 12-17, 18		
Model U48D, Style CPAUR-521, CPAUR-569	Chassis, socket, trimmers ..... 12-20		
Model U49, Style CPAUR-520	Alignment ..... 13-12		
CR-169 Chassis			
Model 55DK, Style CPAR-598	Schematic, voltage, alignment, part 1 ..... 13-1, 2		
Model 55GK, Style CPAR-601	Chassis, alignment, part 2 ..... 13-3		
	Socket, trimmer, alignment, part 3 ..... 13-4		

MODEL	THE MAGNAVOX CO., INC.—(Cont.)	PAGE
CR-170 Chassis		
Model 42AK, Style CPAR-597	Schematic, voltage, alignment, part 1 ..... 13-1, 2 Chassis, alignment, part 2 ..... 13-3 Socket, trimmer, alignment, part 3 ..... 13-4	
Model 48DK, Style CPAR-572, CPAR-589		
Model 48FK, Style CPAR-574, CPAR-578		
Model 48K, Style CPAR-561		
Model 48K-1, Style CPAR-562		
OR-171 Chassis	Schematic, voltage ..... 13-5, 6	
	Socket, trimmer, chassis ..... 13-7	
	Alignment ..... 13-8	
CR-172, CR-178, Chassis	Alignment ..... 13-8	
	Schematic, voltage ..... 13-9, 10	
	Socket, trimmer, chassis ..... 13-11	
CR-174, CR-174C, Chassis	Schematic, voltage ..... 13-13, 14	
	Alignment ..... 13-12	
	Chassis ..... 13-15	
	Socket, trimmer ..... 13-16	
CR-176 Chassis	Schematic, voltage ..... 13-17, 18	
	Alignment ..... 13-12	
	Socket, trimmer, chassis ..... 13-21	
CR-177 Chassis	Schematic, voltage ..... 13-19, 20	
	Alignment ..... 13-12	
	Socket, trimmer, chassis ..... 13-21	
CR-178 Chassis	See CR-172 Chassis	

MAJESTIC RADIO & TELEV. CORP.

1A50A, 1A50F, 1A50H, 1A50- AB, 1A50FB, 1A50HB, 1A50, 1A50AB, T121B...	Schematic, alignment, socket, trimmers ..... 11-1	
* 1A59-PL, P1A59-PL	See model 1A59	
1D50MB	Schematic, alignment, socket, trimmers, tuner ..... 11-1	
1D59-EB-PL	Schematic, socket, alignment, trimmers, tuner ..... 11-2	
1D59-L	Schematic, socket, trimmers, alignment ..... 12-1	
1M40I, 1M40R, 1M40W	Schematic, socket, alignment, trimmers ..... 11-3	
	Tuner data ..... 11-4	
2A50F, 2A50FB, 2A50FM, 2A50FMB	Schematic, alignment, socket, trimmers, tuner ..... 11-5	
2C60, 2C60P	Schematic, socket, trimmers, tuner, alignment ..... 12-3	
2C60AP, 260	Schematic, socket, trimmers, alignment ..... 12-2	
2D60, 5CAA	Schematic, socket, trimmers, alignment ..... 12-1	
3C70, 360	Schematic, alignment, socket, trimmers, tuner ..... 11-6	
3C80, 3C80P, 380	Schematic, socket, alignment, trimmers ..... 11-7	
	Tuner data ..... 11-4	
3SC80, 3SC80B	Schematic, tuner layout ..... 11-8	
	Alignment, socket, trimmers ..... 11-6	
3C90, 3SC90, 390	Schematic, alignment, socket, trimmers, tuner layout ..... 11-9	
	Tuner data ..... 11-4	
4B22	See model T081A	
4C10, 410	Schematic, socket, trimmers, alignment ..... 12-1	
4-PWO Wireless Record Player	Schematic, socket ..... 11-10	
5ADA	Schematic, socket, trimmers, alignment ..... 12-4	
5BD, 5BDR, 5ULBD	Schematic, socket, trimmers ..... 12-5	
5BDA, 5BEA	Schematic ..... 11-11	
	Alignment, trimmers, socket, tuner ..... 11-4	
5CAA	See model 2D60	
5T, 5TO	Schematic, socket, trimmers, alignment ..... 11-12	
5T10, 5T10W	Schematic, socket, trimmer, alignment ..... 13-1	
5CU36	Schematic, socket, trimmer, alignment ..... 13-5	
6C35	Schematic, socket, trimmer, alignment ..... 13-6	
6UL51	Schematic, socket, alignment, trimmers ..... 11-10	
7C40	Schematic, socket, trimmer, alignment ..... 13-7	
7CU40	Schematic ..... 13-7	
62A, Series C	Schematic, socket, trimmers, alignment ..... 12-6	
	Tuner data ..... 11-16	
T081A, T081B, 4B22, 410C-D, E	Schematic, socket, trimmer, alignment ..... 13-1	
T-081C, T-081D	Schematic, socket, trimmer, alignment ..... 13-1	
T101L-A, T101L-X	Schematic, alignment, socket, trimmer ..... 13-2	
T102L-A, T102L-X	Schematic, alignment, socket, trimmer ..... 13-2	
T121B	See model 1A50A	
T121-A, T121-X, T131-A, T131-X	Schematic, alignment, socket, trimmer ..... 13-3	
T122-A, T122-X, T132-A, T132-X	Schematic, alignment, socket, trimmer ..... 13-3	

\* Also see Vol. X index

# MAJESTIC MONTGOMERY-WARD

MAJESTIC RADIO & TELEV. CORP.—(Cont.)		PAGE
MODEL		
130, 130U	Schematic, socket, alignment, trimmers	11-13
140, 148	Schematic, socket, alignment, trimmers	11-12
150L	Schematic, socket, alignment, trimmers	11-13
T201-A	Schematic, alignment, socket, trimmer	13-4
T202-A	Schematic, alignment, socket, trimmer	13-4
TP221-A, TP231-A	Schematic, alignment, socket, trimmer	13-4
250, 250M	Schematic, socket, trimmers, alignment	12-1
	Tuner data	12-3
260	See model 2C60AP	
310UL	Schematic, socket, alignment, trimmers	11-14
TR321A, TR331A	Schematic, socket, trimmer, alignment	13-8
360	See model 3C70	
380	See model 3C80	
390	See model 3C90	
410C, D, E	See model T081A	
419B, 420, 420PL, 421, 421PL	Schematic, socket, alignment, trimmers	11-14
511, 511A, 519P, 519PA Late	Schematic, socket, alignment, trimmers	11-15
* 519PA Early	See 511 Early	
699P	Schematic	11-15
	Socket, trimmers, alignment, tuner	11-16
* 11056, 11057, 11058	Changes	11-2

## MANTOLA See GOODRICH

## MARCONI BROS., INC. \*See MARCONIPHONE INC.

D-11	Schematic	Misc.	11-5
------	-----------	-------	------

## MIDWEST RADIO CORP.

Portable, 1940	Schematic, socket, trimmers	12-1
7-39 Battery	Schematic, socket, voltage	11-1
12-40	Schematic, socket, voltage	11-2
14-40	Schematic, socket, voltage, trimmers	11-3
15-40	Schematic, socket, voltage	11-4
51	Schematic, voltage	12-2
51BT	Schematic	12-3
TD51	Schematic, voltage	12-4
62	Schematic, alignment, trimmer	13-1
62B	Schematic, alignment, trimmer	13-2
62D	Schematic, alignment, trimmer	13-3
82	Schematic, alignment, trimmer	13-4
82R	Schematic, alignment, trimmer	13-5
90	Schematic, socket, voltage, trimmers	11-5
112	Schematic, alignment, socket, trimmer	13-6
	Trimmer	13-7
162	Trimmer	13-7
	Schematic, socket, trimmer, alignment	13-8
162R	Schematic, socket, trimmer, alignment	13-9
170	Schematic, socket, voltage	11-6

## MITCHELL MFG., CO.

Lullaby Combination and Bed Lamp	Schematic, socket, voltage, alignment, trimmers	Misc.	11-6
----------------------------------	---	-------	------

## MISSION BELL RADIO MFG. CO., INC.

404	Schematic	11-1
407, 408, 412	Schematic	11-1
407 Late	Schematic, socket, trimmers	11-2
410	Schematic	11-3
411	Schematic, socket, trimmers	11-2
412	See model 407	
415	Schematic	Misc. 12-3
416	Schematic	11-4
417	Schematic	11-5
418	Schematic	13-3
498 Record Player	Schematic	11-3
503	Schematic	13-4
504	Schematic	11-6
504 Late Serial #93649 and up	Schematic	Misc. 12-4
972	Schematic	13-1, 2
3818	Schematic	13-1, 2
3820	Schematic	13-1, 2

## MONTGOMERY-WARD & CO.

### (AIRLINE)

Phono-Recorder P-A System	See models 04JP-399D, 14JP-399D	
04BR-389T	Schematic, voltage, socket, trimmers	12-1
	Alignment	12-2
04BR-397A	Schematic, voltage, socket, trimmer	13-1
	Alignment, trimmer	13-2
04BR-511A, 04BR-512A above ser. #0E428700	Schematic, voltage, socket, trimmers	12-5
	Alignment	12-6

MONTGOMERY-WARD & CO.—(Cont.)		PAGE
MODEL		
04BR-513A, 04BR-514A above ser. #428000	Schematic, voltage, socket, trimmers, alignment	12-7
	Push-Button Tuner	12-8
04BR-515, A & B above ser. #0E507100	Schematic, voltage, socket, trimmers	12-9
	Alignment	12-10
04BR-566A above ser. #347500	Schematic, voltage, socket, trimmers, alignment	12-13
04BR-567A above ser. #225040	Schematic, voltage, socket, trimmers	12-11
	Alignment, tuner, notes	12-12
04BR-570A above ser. #0E528700	Schematic, voltage, socket, trimmer, tuner	12-21
	Trimmers, alignment	12-6
04BR-609A above ser. #0B341400	Schematic, voltage, socket, trimmers	12-19
	Trimmers, alignment, tuner	12-20
04BR-615A	Schematic, recording notes	13-3
	Alignment, socket, trimmer, voltage	13-4
04BR-620A	Schematic, voltage, socket, trimmers	12-35
	Alignment	12-28
04BR-675A, 04BR-676A	Schematic, voltage, socket, trimmers	12-36
	Alignment	12-26
	Push-Button Tuner	12-8
04BR-678C above ser. #15927	Schematic, voltage, socket, trimmers	12-37
	Trimmers, alignment, installation notes	12-38
	Push-Button Tuner, notes	12-39
04BR-679A above ser. #5000	Schematic, voltage, socket, trimmers	12-40
	Alignment	12-10
04BR-729A, 04BR-730A above ser. #0E509600	Schematic, voltage, socket, trimmers	12-41
	Trimmers, alignment, tuner	12-42
04BR-903A, 04BR-907A above ser. #519000	Schematic, voltage, socket, trimmers	12-47
	Trimmers, alignment	12-48
	Iron-Core Adjustments, tuner	12-8
04BR-904A, 04BR-906A	Schematic, voltage, socket, trimmers	12-50
	Trimmers, alignment	12-48
	Iron-Core Adjustments, tuner	12-8
	Record-Change notes	12-24
04BR-1105A above ser. #532000	Schematic, voltage, socket, trimmers	12-51
	Trimmers, alignment	12-48
	Iron-Core Adjustments, tuner	12-8
04BR-1106A above ser. #535050	Schematic, voltage, socket, trimmers	12-52
	Trimmers, alignment	12-48
	Iron-Core Adjustments, tuner	12-8
	Record-Change notes	12-24
04JP-399D Phono-Recorder P-A System	Schematic, connections	13-5
	Chassis, parts list	13-6
04WG-464	Schematic, voltage, socket, trimmers, alignment	12-3
04WG-468	Schematic, voltage, socket, trimmers, alignment	12-4
04WG-568	Schematic, voltage, socket, coils	12-14
	Trimmers, alignment, tuner	12-15
04WG-569	Schematic, voltage	12-16
	Socket, trimmer, alignment, tuner	12-15
04WG-610, 04WG-611	Schematic, voltage, socket	12-17
	Trimmers, alignment	12-18
04WG-612	Schematic, voltage, socket, tuner	12-22
	Trimmers, alignment	12-18
04WG-614	Schematic, voltage	12-23
	Socket, trimmers, alignment	12-18
04BR-615A above ser. #565300	Schematic, voltage, socket, trimmers	12-25
	Alignment	12-26
	Phono. & Recorder notes	12-24
04WG-619, 04WG-621, 04WG-621NI	Schematic, voltage, socket, coils	12-27
	Trimmers, alignment, dial-drive	12-28
04WG-622A, 04WG-623A	Schematic, voltage, dial-drive	12-29
	Socket, trimmers, alignment	12-30
04WG-663, 04WG-668	Schematic, voltage, socket, trimmers, sensitivity, battery connections, loop data	11-1
04WG-672	Schematic, voltage	12-31
	Socket, trimmers, alignment, dial-drive	12-32
04WG-673, 04WG-674	Schematic, voltage, coils, tuner	12-33
	Socket, trimmers, alignment, dial-drive	12-34
04WG-725	Schematic, voltage, socket, trimmers, sensitivity	11-2

(Continued)

\* Also see Vol. X index

MONTGOMERY-WARD & CO.—(Cont.)		PAGE
MODEL		
04WG-725 (Cont.)	Tuner data	11-40
	Alignment, trimmers	11-42
04WG-728, 04WG-732	Schematic, socket	12-43
	Voltage, trimmers, alignment, dial-drive, coils, notes	12-44
04WG-731	Push-Button Tuner	12-2
	Schematic, voltage, coils	12-49
	Socket, trimmers, alignment	12-30
04WG-803, 04WG-803B	Schematic, tuner, dial-drive	12-45
	Voltage, socket, trimmers, alignment	12-46
04WG-1108A	Schematic, voltage, socket, drive-cord data	13-7, 8
	Alignment, socket, trimmer	13-9
14BR-440A	Schematic, trimmer	13-11
	Voltage, alignment, socket, trimmer	13-12
14BR-521A, 14BR-522A	Schematic, voltage, socket, alignment, socket, trimmer	13-13
14BR-523A	Schematic, voltage, alignment, socket, trimmer, coil	13-14
14BR-525A, 14BR-526A	Schematic, voltage, alignment, socket, trimmer, tuner	13-15
14BR-573A	Schematic, voltage, alignment, socket, trimmer, battery	13-16
14BR-574A	Schematic, trimmer, battery	13-17
	Alignment, voltage, socket, trimmer, tuner	13-18
14BR-629A	Schematic, voltage, socket, trimmer, coil	13-19
	Alignment	13-14
14BR-681A	Schematic, voltage, cable connections	13-21
	Alignment, socket, trimmer, tuner data, notes	13-22
14BR-682A	Schematic, voltage, tuner	13-23
	Alignment, socket, trimmer, tuner	13-24
14BR-684A	Schematic, voltage, alignment, socket, trimmer	13-20
14BR-685A, 14BR-687A	Schematic, voltage, alignment, push-button data	13-29
14BR-688A, 14BR-689A	Schematic	13-25
	Alignment, socket, trimmer, voltage, tuner	13-26
14BR-734A, 14BR-735A	Schematic, alignment	13-27
	Voltage, socket, trimmer, push-button data	13-28
14BR-736A	Schematic, voltage, alignment, socket, trimmer	13-30
14BR-736B	Schematic, alignment, voltage, socket, trimmer	13-41
14BR-742A	Schematic, trimmer	13-31
	Alignment, voltage, socket, trimmer	13-32
14BR-911A	Schematic, voltage, socket, trimmer, coil	13-33
	Alignment	13-34
14BR-912A	Schematic, socket, trimmer	13-35
	Alignment, voltage, trimmer, iron-core adjustments	13-36
14BR-913A	Schematic, voltage, socket, trimmer	13-37
	Alignment, trimmer, iron-core adjustments	13-38
14BR-1109A	Schematic, voltage	13-39
	Alignment, socket, trimmer	13-40
14JP-399D Phono-Recorder P-A System	Schematic, connections	13-10
14WG-438	Schematic, alignment, voltage, socket, trimmer	13-42
14WG-469	Schematic, voltage, socket	13-43
	Alignment, socket, trimmer, drive-cord data	13-44
14WG-518, 14WG-519	Schematic, socket, drive-cord data	13-45
	Alignment, voltage, socket, trimmer, changes	13-46
14WG-538	Schematic	13-47
	Alignment, voltage, socket, trimmer, notes	13-48
14WG-572	Schematic, socket, voltage	13-49
	Alignment, trimmer	13-50
14WG-575	Alignment, trimmer	13-50
	Schematic, voltage, socket	13-51
14WG-624A, 14WG-625A, 14WG-628A	Schematic, voltage, drive-cord data	13-53
	Alignment, socket, trimmer, notes	13-54
14WG-672C	Schematic, voltage	13-55
	Alignment, socket, trimmer, changes	13-56
14WG-680	Schematic	13-57
	Alignment, voltage, socket, trimmer, drive-cord data	13-58
14WG-683B	Schematic, voltage	13-59
	Alignment, socket, trimmers, changes	13-60
14WG-690	Schematic, voltage	13-61
	Alignment, socket, trimmer, drive-cord data, notes	13-62
14WG-737	Schematic, voltage, phono data	13-63
	Alignment, socket, trimmer, drive-cord data	13-64
14WG-739	Schematic, socket, trimmer	13-65
	Alignment, voltage, drive-cord data, note	13-66

MONTGOMERY-WARD & CO.—(Cont.)		PAGE
MODEL		
14WG-740, Series A, B	Schematic, voltage	13-67
	Alignment, socket, trimmer, drive-cord data	13-68
14WG-741	Schematic	13-69
	Alignment, socket, trimmer, drive-cord data	13-70
14WG-756, 14WG-757	Schematic, voltage, drive-cord data	13-71
	Alignment, socket, trimmer, note	13-72
14WG-806	Schematic, voltage, socket	13-73
	Alignment, socket, trimmer	13-74
14WG-807	Schematic	13-75
	Alignment, socket, trimmer, coil data	13-76
14WG-808M, 14WG-808W	Alignment	13-76
	Schematic	13-52
	Voltage, socket, trimmer	13-34
14WG-1202B, 14WG-1203B, 14WG-1203M, 14WG-1203W	Schematic, voltage	13-77
	Alignment, socket, trimmer, drive-cord data, tuner	13-78
62-303, 62-433	Schematic, socket, coils, transformer and phonograph connections	11-3, 4
	Alignment, trimmers, voltage, notes	11-5
Electric drive panel	Replacement instructions, notes	11-6
	Adjustments, compound gear notes	11-7
	Replacing main drive cable	11-8
	Drive cord data, Movie dial	11-9
	Film Drum cable, notes, parts	11-10
62-309, 62-449	Schematic, selectivity, transformer data	11-11
	Circuit data, voltage, socket, coils	11-12
	Alignment, trimmers	11-13
Electric drive panel	Replacement instruction notes	11-6
	Adjustments, compound gear notes	11-7
	Replacing main drive cable	11-8
	Drive cord data, Movie dial	11-9
	Film drum cable, notes, parts	11-10
62-321, 62-451	Schematic, sensitivity, transformer and phonograph data	11-15
	Alignment, trimmers	11-13
	Circuit data, voltage, socket, coils, notes	11-16
Electric drive panel	Replacement instruction notes	11-6
	Adjustments, compound gear notes	11-7
	Replacing main drive cable	11-8
	Drive cord data, Movie dial	11-9
	Film drum cable, notes, parts	11-10
62-347, 62-417, 62-447	Schematic, sensitivity, transformer data	11-17
	Alignment, trimmers	11-13
	Circuit data, voltage, socket, coils, phonograph data	11-18
Electric drive panel	Replacement instructions, notes	11-6
	Adjustments, compound gear notes	11-7
	Replacing main drive cable	11-8
	Drive cord data, Movie dial	11-9
	Film drum cable, notes, parts	11-10
62-362, Issue B	Changes	11-3
62-376, 62-425, 62-486	Schematic, socket, trimmers, alignment	11-14
62-381 S.P.U.	See model 93BR-393A	
* 62-403	Changes	11-6
62-417	See model 62-347	
62-425	See model 62-376	
62-433	See model 62-303	
62-447	See model 62-347	
62-449	See model 62-309	
62-451	See model 62-321	
62-486	See model 62-376	
93BR-335A, Series A	Schematic, voltage, alignment, trimmers, socket	11-20
93BR-391A, Series A	Schematic, voltage, alignment, trimmers, socket	11-21
	Tuner data	11-39
93BR-392A, Series A	Schematic, voltage, alignment, trimmers, socket	11-22
	Tuner data	11-39
93BR-393A, Series A, Serial 9K166700 up	Schematic, socket, trimmers	11-23
	Voltage, alignment, trimmers, S.P.U. notes	11-24
	Tuner data	11-39
	Installation notes S.P.U.	11-26
93BR-420A, 93BR-421A, Series A; 93BR-420B, 93BR-421B, 93BR-423B, 93BR-424B, 93BR-431B, Series B, Serial 813000 up	Schematic, voltage, socket, sensitivity, trimmers	11-25
	Alignment, trimmers	11-26
93BR-461A, Serial 759400 up, 93BR-462A, Serial 939800 up	Schematics, sensitivity	11-27
	Alignment, trimmers	11-26
	Tuner data	11-39
	Voltage, trimmers, battery connections	11-28
93BR-561A, 93BR-563A, Serial 783300 up	Schematic, voltage, socket, alignment, trimmers, coils	11-29
	Tuner data	11-39

\* Also see Vol. X index

# MONTGOMERY-WARD PACKARD

## MONTGOMERY-WARD & CO.—(Cont.)

MODEL		PAGE
93BR-658A, 93BR-666A, Series A, Serial 9F824600 up	Schematic, voltage, socket, alignment, trimmers	11-30
	Tuner data	11-39
93BR-659A, 93BR-660A, Serial 9F806900 up	Schematic, voltage, socket, alignment, coils, trimmers, sensitivity	11-31
	Tuner data	11-39
93BR-714A, 93BR-716A, Serial 939200 up, 93BR-715A, Series A, Serial 786400 up	Schematic, voltage, socket, alignment, trimmers, coils	11-32
	Tuner data	11-39
93BR-714B, Series A	Schematic, voltage, socket, trimmers, coils	11-19
	Alignment, trimmers	11-26
	Tuner data	11-39
93BR-715B, Series A, Serial 105400 up	Schematic, voltage, socket, alignment, trimmers, sensitivity, coils	11-33
	Tuner data	11-39
93BR-717A, Series A, Serial 786400 up	Schematic, alignment, coils, voltage, trimmers, sensitivity, socket	11-34
	Tuner data	11-39
93BR-719A, Series A, Serial 9L228300 up	Schematic, voltage, coils, alignment, trimmers, sensitivity, socket	11-35
	Tuner data	11-39
93BR-720A, Series A, Serial 9L221400 up	Schematic, voltage, coils, alignment, trimmers, sensitivity, socket	11-36
	Tuner data	11-39
93BR-1201A, Series A, Serial 9F826400 up	Schematic	11-37
	Alignment, trimmers, voltage, socket, sensitivity	11-38
	Tuner data	11-39
93WG-882	Schematic, voltage, sensitivity, coils, socket	11-41
	Tuner data	11-40
	Alignment, trimmers	11-42
93WG-510	Schematic, voltage, trimmers, alignment, sensitivity, socket	11-43
	Drive cord data	11-40
93WG-565A	Schematic, voltage, socket, trimmers, alignment, sensitivity	11-44
93WG-604, 93WG-605	Schematic, voltage, socket, coils	12-53
	Trimmers, alignment, tuner	12-54
93WG-663, 93WG-668	Schematic, socket, battery	13-79
	Alignment, trimmer, notes	13-80
93WG-754, 93WG-755	Schematic, voltage, coils, sensitivity, socket	11-45
	Tuner data	11-40
	Alignment, trimmers	11-42
	Drive cord replacement	11-48
93WG-800, 93WG-801 (with Loop)	Schematic, voltage, coils, sensitivity, socket	11-46
	Tuner data	11-40
	Chassis layout	11-47
93WG-800, 93WG-801 (with Loop)	Drive cord replacement, alignment, trimmers	11-48
93WG-801, 93WG-802	Schematic, voltage, coils, socket, sensitivity, layout	11-47
	Alignment, trimmers	11-48
	Tuner data	11-40
93WG-805	Schematic, voltage, coils, sensitivity, layout	11-49
	Alignment, trimmers	11-48
93WG-805 (with Loop)	Schematic, voltage, sensitivity, coils, socket	11-50
	Alignment, trimmers	11-48
93WG-1000, 93WG-1001	Schematic, socket, voltage, coils, sensitivity	11-51
	Tuner data	11-40
	Alignment, trimmers	11-48
93WG-1000, 93WG-1001 (with Loop)	Schematic, voltage, coils, sensitivity, socket	11-52
	Tuner data	11-40
	Alignment, trimmers	11-48
93WG-1103, 93WG-1104	Schematic, voltage, coils, socket, sensitivity, drive cord replacements	11-53
	Alignment, trimmers	11-40
93WG-2208	Schematic, chassis, parts	11-54

### MOTOROLA

See GALVIN MFG. CORP.

### NOBLITT-SPARKS INDUSTRIES, INC.

(ARVIN)

RE-35 Chassis	See model 88
40, 40A	Schematic
RE-43 Chassis	See model 71
RE-48 Chassis	See model 502
RE-53 Chassis	See model 602
RE-54 Chassis	See model 510
RE-55 Chassis	See model 402
RE-56 Chassis	See model 702

## NOBLITT-SPARKS INDUSTRIES, INC.—(Cont.)

MODEL		PAGE
RE-57 Chassis	See model 802	
RE-58 Chassis	See model 510	
RE-59 Chassis	See model 710	
RE-60 Chassis	See model 810	
RE-63 Chassis	See model 803	
RE-64 Chassis	See model 302	
71, Chassis RE-43	Schematic, voltage, alignment, sensitivity	
	Chassis, trimmers, socket	
RE-76 Chassis	See model 522	
RE-78 Chassis	See model 622	
RE-79 Chassis	See models 622 and 632	
RE-80	See model 722	
RE-82 Chassis	See model 822	
RE-84 Chassis	See model 520	
RE-85 Chassis	See model 620	
RE-86 Chassis	See model 720	
RE-87 Chassis	See model 820	
88, Chassis RE-35	Schematic	
RE-90 Chassis	See model 820	
RE-91 Chassis	Schematic, alignment	
RE-91 Chassis	Also see model 422	
RE-92 Chassis	See model 532	
RE-98 Chassis	See model 616	
RE-99 Chassis	See model 524	
302, 302A, Chassis RE-64	Schematic	
402, 402A, Chassis RE-55	Schematic	
422, 422A, Chassis RE-91	Schematic	
502, 502A, Chassis RE-48	Schematic, alignment	
510, Chassis RE-54, 610, Chassis RE-58	Schematic, socket, trimmers, alignment, tuner	
	Antenna data, tuner, noise elimination	
520, Chassis RE-84	Schematic, alignment	
522, 522A, Chassis RE-76	Schematic	
524, 524A, Chassis RE-99	Schematic	
532, 532A, Chassis RE-92	Schematic	
602, 602A, Chassis RE-53	Schematic, alignment	
610	See model 510	
616, 616A, Chassis RE-98	Schematic	
620, Chassis RE-85	Schematic, socket, trimmer, alignment, tuner	
622, 622A, Chassis RE-78; 632, Chassis RE-79 Early	Schematic, alignment	
632, Chassis RE-79 Late	Schematic	
702, Chassis RE-56	Schematic, tuner, alignment	
710, Chassis RE-59	Schematic	
720 Chassis RE-86	Alignment, socket, trimmers	
	Schematic, alignment, socket, trimmers	
	Alignment	
722, 722A, 732, Chassis RE-80	Schematic, alignment	
802, Chassis RE-57	Schematic, alignment	
803, Chassis RE-63	Schematic, alignment	
810, Chassis RE-60	Schematic	
	Alignment, socket, trimmers	
820, Chassis RE-90, 821, Chassis RE-87	Schematic, antenna data	
	Alignment, tuner, socket, trimmers	
822, Chassis RE-82	Schematic, alignment, notes	

### OLDSMOBILE DIVISION—GENERAL MOTORS

See also UNITED MOTORS SERVICE

982160	Schematic, tuning control assembly
	Alignment, trimmers, chassis, voltage
982161	Schematic
	Alignment, trimmers, chassis, voltage
982215	Schematic
	Alignment, voltage, socket
	Trimmers, chassis, tuner unit
982216	Trimmers, chassis, tuner unit
	Schematic, voltage
	Alignment
982259	Schematic, voltage, socket, trimmers, chassis
	Alignment, tuner
982282	Schematic, voltage, tuner
	Tuner unit assembly, chassis
	Socket, trimmer, chassis, alignment, drive-cord data
982283	Alignment, tuner parts list
	Schematic, voltage
	Tuning control unit assembly, socket, trimmer, chassis

### PACIFIC RADIO CORP.

102 Early	Schematic
301	Schematic, alignment, socket, trimmers

### PACKARD BELL CO.

5AC	Schematic
5AE, 5AEP	Schematic, socket
5D	Schematic, socket, alignment
5E, 5EP	Schematic, socket, trimmer
6A	Schematic, socket, alignment
6B	Schematic, socket, trimmer
B19	Schematic, socket, trimmer
40B	Schematic, socket
46EP	Schematic

**PACKARD BELL CO.—(Cont.)**

MODEL		PAGE
46G	Schematic, socket	11-3
46H, 46HC	Schematic, socket	11-4
46HP	Schematic, socket	11-4
46J	Schematic, socket, trimmers, alignment	12-2
48E, 48EP	Schematic, socket	11-5
48F	Schematic, socket	11-5
48FPA	Schematic, socket	11-6
48G, 48GK, 48GP	Schematic, socket, trimmers, alignment, tuner	12-3
48H	Schematic, socket, trimmer	13-4
50P	Schematic, socket	11-2
51BPR	Schematic, socket, trimmer	13-1
56	Schematic, socket, alignment	12-1
57, 57A	Schematic, socket, alignment	12-4
58A	Schematic, socket	11-6
65A	Schematic, socket, alignment	12-2
65AP	Schematic, socket, trimmer	13-2
66D, 66DP	Schematic, socket, alignment	12-5
66DPA	Schematic, socket, alignment	12-2
66DR	Schematic, socket, trimmer	13-5
66DRC	Schematic, socket, trimmer	13-5
67B, 67BA, 67BK, 67BKA, 67BPR, 67BPRDL, 67BR	Schematic, socket, trimmer	13-6
88, 88P, 88PA	Schematic, socket, trimmer	13-6
120D, 120DR	Schematic, socket, trimmers, alignment, tuner	12-6
120ER	Schematic, socket, trimmer, control box	13-7
130PR	Schematic, socket, trimmer	13-8

**PARKER-McCRORY MFG. CO. (PARMAK)**

4A Royal 1939	Schematic, alignment	12-1
	Socket, trimmers	12-2
4A DeLuxe 1940	Schematic, alignment	12-1
4J Royal 1940	Schematic, alignment	12-3
	Socket, trimmer	13-1
5DB, Royal 1936	Schematic	13-1
6C Masterpiece 1939	Schematic, alignment	12-1
	Socket, trimmers, tuner	12-2
6D Commander 1939	Schematic	12-5
	Socket, trimmer, alignment	12-6
7C Imperial Table 1940	Schematic, alignment	12-3
	Voltage, alignment, resistance data	12-4
	Socket, trimmer	13-1
7H Imperial Console 1940	Schematic	12-5
	Voltage, alignment, resistance data	12-4
	Socket, trimmer	13-1
BA-41 Regal 1936	Schematic, alignment	12-7
	Socket, trimmer	13-4
400 Victory 1937	Schematic, alignment	12-8
	Socket, trimmers	12-2
525 DeLuxe 1937	Schematic, socket, trimmer	13-2
630 Royal 1936	Schematic, alignment	12-7
680 Masterpiece 1938	Schematic, alignment, socket, trimmer	13-3
733 Masterpiece 1937	Schematic	13-4
	Alignment, socket, trimmer	13-2

**PATHE**

P5, 500P	Schematic, socket, trimmers, notes	11-1
23X	Schematic, socket	11-2
38T	Schematic, socket	11-3
39T	Schematic, alignment	12-2
40T	Schematic	11-3
	Socket, trimmers	11-4
41P	Schematic, voltage, socket, battery connections	12-1
52	Schematic, socket	11-3
54	Schematic, socket, alignment, trimmers, tuner	11-4
102	Schematic, alignment	12-3
109T	Schematic, voltage, socket	12-4
114C	Schematic, socket	11-2
140	Schematic, socket	12-4
201	Schematic, alignment	12-3
240	Schematic, socket	12-4
340	Schematic, socket, alignment	12-2
342P	Schematic, voltage, socket, battery connections	12-1
440	Schematic, socket	Misc. 13-3
740	Schematic, socket	Misc. 13-3

**PHILCO RADIO & TELEVISION CORP.**

L, Record changer	Instructions	11-1
Loudspeakers	Parts data	12-99
AR-1	Schematic, socket, chassis, trimmers	12-101
	Alignment	12-102
RP-1 (Code 123) Wireless Record Player	Schematic, data, changes	12-40
TH-1	Schematic, alignment	11-2
PT-2, PT-6	Schematic, voltage, alignment, socket, trimmers, chassis	12-43
TH-3	Schematic	11-3
	Alignment	11-4
RP-3 Wireless Record Player	Schematic, data	11-5
AR-4	Schematic, chassis, socket, trimmers	12-103
	Alignment	12-102
TH-4, TH-4T	Schematic, notes	11-6
	Alignment	11-4

**PHILCO RADIO & TELEVISION CORP.—(Cont.)**

MODEL		PAGE
TP-4, TP4-I	Schematic, notes	11-7
	Alignment	11-4
AR-5	Schematic, socket, trimmers, chassis	12-105
	Alignment, tuner	12-106
TH-5, TH-5T	Schematic, tuner	11-8
	Alignment	11-4
	Tuner data	11-10
TP-5, TP-5-I, TP-5T	Schematic, tuner	11-9
	Alignment	11-4
	Tuner data	11-10
AR-6	Schematic, socket, trimmers, chassis	12-104
	Alignment	12-106
AR-7	Schematic, socket, trimmers, chassis	12-107
	Alignment	12-108
	Tuner	12-106
AR-8	Schematic, socket, trimmers, chassis	12-109
	Alignment	12-108
	Tuner	12-106
AR-9	Schematic, socket, trimmer, chassis	12-110
	Alignment	12-102
TH-9, TH-18, TH-22	Schematic	12-2
	Parts list	12-100
AR-10	Schematic, alignment, socket, trimmer, chassis	13-1
TP-10	Schematic, notes	11-11
	Alignment	11-4
TP-11	Schematic, tuner	11-12
	Alignment	11-4
	Tuner data	11-10
PT-12	Schematic, socket, trimmers, alignment, chassis	12-44
TP-12	Schematic, notes	11-13
	Alignment	11-4
12TP, 39-12, 39-12TP, Early, Late	Schematic, changes	11-14
	parts, trimmers, socket	11-15
TH-14, TH-16	Schematic	12-2
	Alignment	12-1
TH-15, TH-17	Schematic	12-3
	Alignment	12-1
TH-18, TH-22	See model TH-9	12-2
TP-20	Schematic	12-1
	Alignment	12-3
TP-21	Schematic	12-1
	Alignment, tuner	12-100
	Parts list	12-100
PT-25, PT-27 (Codes 121, 122) PT-39	Schematic	12-4
	Alignment	12-1
PT-26, PT-28, PT-36	Schematic	12-4
	Alignment	12-1
PT-29, PT-31	Schematic, change	12-5
	Alignment	12-1
PT-33, PT-41 (Codes 121, 122) PT-61 (Codes 121, 122)	Schematic	12-5
	Alignment	12-1
PT-30, PT-49	Schematic, socket, trimmers, chassis	12-45
	Alignment	12-46
PT-35	Schematic	12-6
	Alignment	12-1
	Parts list	12-100
35-1169 Automatic record changer	Notes	11-16
	Assembly, parts	11-17
35-1176 Intermix, Automatic record changer	Assembly, motor notes	11-18
	Adjustments, notes	11-19
	Notes	11-20
	Assembly, notes	11-21
35-1180 Automatic record changer	Operating notes	11-21
	Adjustments, notes	11-22
	Service notes	11-23
	Assembly, notes	11-24
PT-36	See Model PT-26	
PT-37, PT-53	Schematic	12-6
	Alignment	12-1
	Parts list	12-100
* 37-62	Changes	11-3
PT-38	Schematic	12-6
	Alignment	12-1
	Parts list	12-100
38-62	Same as 37-62	
38-93	Same as 37-93	
38-610	Same as 37-610	
38-623	Same as 37-623	
38-624	Same as 37-624	
38-630	Same as 37-630	
38-640	Same as 37-640	
38-643	Same as 37-643	
38-665	Same as 37-665	
PT-39	See Model PT-25	
39-2-40PC, 39-3-31PA, 39-40PCX	Schematic, notes	11-25
39-8, 39-8T	Schematic, voltage	11-26
	Alignment	11-10
39-12, 39-12TP	See model 12TP	
* 39-17	Tuner data	11-27
* 39-18	Tuner data	11-27

\* Also see Vol. X index



# PHILCO

## PHILCO RADIO & TELEVISION CORP.—(Cont.)

MODEL	PAGE
* 39-19, 39-19PA, 39-19PF, 39-19PCS, 39-19PT	Tuner data ..... 11-27 Phonograph connections, notes, parts ..... 11-28
* 39-25	Changes ..... Changes 11-2
* 39-30PCX	Phonograph connections, notes, parts ..... 11-28
39-31, 39-31XF, 39-31XK (Code 121)	Schematic, notes ..... 11-25
* 39-75	Tuner data ..... 11-27
39-85 (Code 121)	Schematic, chassis, voltage ..... 11-29 Alignment, trimmers ..... 11-27
* 39-116PCX	Phonograph connections, notes ..... 11-30
39-117 (Codes 121, 122)	Schematic, voltage ..... 11-31 Alignment ..... 11-32 Chassis, trimmers, parts ..... 11-33
39-118 (Codes 121, 122)	Schematic, voltage ..... 11-31 Alignment ..... 11-32 Chassis, trimmers, parts ..... 11-33
39-119 (Codes 121, 122)	Schematic, voltage, notes ..... 11-34 Alignment, trimmers, chassis, parts ..... 11-32
39-119EZ (Codes 121, 122)	Changes ..... 11-34
39-175 (Codes 121, 122)	Schematic, voltage ..... 11-35
39-711 (Code 121)	Schematic, voltage, changes ..... 11-37 Alignment ..... 11-39 Chassis, trimmers, parts ..... 11-36
39-744 (Code 121), Runs 1, 2, 3	Schematic, voltage, changes ..... 11-41 Alignment, chassis, trimmers, parts ..... 11-42
39-751 (Code 121) Runs 1, 2	Schematic, voltage, changes ..... 11-38 Chassis, trimmers, parts ..... 11-36 Alignment ..... 11-39
39-770 (Code 121)	Schematic, voltage ..... 11-43 Chassis, trimmers, drive cord data ..... 11-44 Alignment, parts ..... 11-45 Alignment, notes ..... 11-46
39-2770 (Code 121)	Schematic, chassis ..... 13-2
AR-40	Alignment, socket, trimmer ..... 13-3
40-74	Schematic ..... 12-12 Alignment ..... 12-18
40-81 (Code 121, 122)	Schematic, voltage, chassis ..... 11-40 Alignment ..... 11-50
40-81, 40-81T, 40-81CSL (Codes 121, 122), 40-82, 40-83 (Codes 121, 122)	Schematic, socket, trimmers, changes ..... 12-13 Alignment ..... 12-13
40-84	Schematic ..... 12-12 Alignment ..... 12-18
40-88 (Code 121), 40-88T, TL	Schematic, voltage, chassis, trimmers ..... 11-65 Alignment ..... 11-50
40-90	Schematic, changes ..... 12-14 Alignment ..... 12-18
40-95	Schematic, changes ..... 12-14 Alignment ..... 12-18
40-100 (Codes 121, 122)	Schematic ..... 12-15 Alignment ..... 12-18 Tuner ..... 12-16
40-105	Schematic ..... 12-15 Alignment ..... 12-18
40-110	Schematic, voltage, chassis, trimmers ..... 11-47 Alignment, notes ..... 11-48 Tuner data ..... 12-16
40-115, 40-124 (Code 121)	Schematic, voltage, chassis, trim- mers, alignment ..... 11-49
40-115 (Code 122)	Changes ..... 12-16
40-120, 40-125	Schematic, socket, trimmers ..... 12-17 Alignment, changes ..... 12-18
40-124 (Code 122)	Tuner data, changes ..... 12-16 See also Model 40-115
40-125	Tuner data ..... 12-16
40-130, 40-135	Schematic, voltage, tuner, chassis, trimmers ..... 11-51 Alignment ..... 11-52
40-135	Changes ..... 12-21 Tuner data ..... 12-16
40-140, 40-145	Schematic, voltage, chassis, trim- mers, loop, tuner ..... 11-53 Alignment ..... 11-50
40-145	Changes ..... 12-21 Tuner data ..... 12-16
40-150, 40-155	Schematic, voltage, socket, trim- mers, chassis, dial data ..... 12-19 Alignment ..... 12-18 Tuner data ..... 12-16
40-158 (Code 121)	Schematic, voltage, socket, trim- mers, alignment, chassis, dial data ..... 12-20
40-160	Schematic, socket, trimmers, voltage, alignment, chassis ..... 12-21 Tuner data ..... 12-16
40-165	Schematic, voltage, chassis, trimmers, notes ..... 11-54 Alignment ..... 11-52 Tuner data ..... 12-16 Changes ..... 12-22
40-170CS	Notes, changes ..... 12-21
40-180, 40-185, 40-190	Schematic, socket, trimmers, voltage ..... 12-23 Tuner data ..... 12-16 Alignment ..... 12-18 Chassis, changes, parts ..... 12-22

## PHILCO RADIO & TELEVISION CORP.—(Cont.)

MODEL	PAGE
40-195, 40-200, 40-201 (Codes 121, 122)	Schematic, voltage, socket, trimmers, dial data, notes ..... 12-24 Tuner data ..... 12-16 Chassis, alignment, parts, changes ..... 12-25
40-205	Schematic, voltage ..... 11-55 Alignment, remote control adjust- ments, notes ..... 11-57 Wireless remote control adjust- ments, notes ..... 11-56 Chassis, trimmers, stepper unit, adjustments ..... 11-58 Parts list ..... 11-62
40-215, 40-215RX, 40-217, 40-217RX	Schematic ..... 12-27 Chassis, parts, remote control and stepper unit schematics ..... 12-26 Alignment, socket, trimmers, changes, adjustments ..... 12-28
40-216	Schematic, voltage ..... 11-59, 60 Alignment, remote control, notes ..... 11-57 Wireless remote control, notes Chassis, trimmers, stepper unit, dial ..... 11-61 Parts list ..... 11-62
40-501 (Code 121), 40-502 (Codes 121, 122)	Schematic, alignment, changes ..... 12-29
40-503, 40-506	Schematic, voltage ..... 11-63 Alignment ..... 11-52 Chassis, tuner ..... 11-51 Parts list ..... 11-64 Tuner data ..... 12-16
40-504	Schematic, alignment ..... 12-30
40-507	Schematic, voltage, trimmers ..... 11-66 Alignment ..... 11-50 Tuner, chassis ..... 11-53 Parts list ..... 11-64 Tuner data ..... 12-16
40-508, 40-509, 40-515	Schematic, voltage, changes ..... 12-33 Tuner data ..... 12-16 Alignment ..... 12-18 Parts list, notes ..... 12-32
40-510	Schematic, voltage, notes ..... 11-67 Chassis, trimmers, stepper unit adjustments ..... 11-58 Alignment, remote control notes Wireless remote control adjust- ments, notes ..... 11-56 Stepper unit, parts ..... 11-68 Schematic, voltage, notes ..... 11-69 Alignment, remote control notes Chassis, trimmers, stepper unit, dial ..... 11-61 Wireless remote control adjust- ments, notes ..... 11-56 Parts list ..... 11-68
40-516	Schematic, voltage ..... 11-70 Alignment ..... 11-52 Chassis tuner ..... 11-51 Parts ..... 11-64
40-525 (Code 121)	Schematic, voltage, changes ..... 12-31 Notes, parts ..... 12-30 Tuner data ..... 12-16
40-525, 40-526, 40-527 (Code 121)	Schematic, voltage, chassis, trimmers ..... 11-71 Alignment ..... 11-72
40-710	Schematic, voltage, chassis, trimmers ..... 11-73 Alignment ..... 11-72
40-715 (Code 121)	Schematic, voltage, chassis, trimmers ..... 11-73
40-725 (Code 121)	Alignment ..... 11-72 Schematic, voltage ..... 11-75 Alignment ..... 11-74 Chassis, parts ..... 11-76
40-748 (Code 121)	Schematic, voltage ..... 11-77 Chassis, trimmers, alignment ..... 11-78
40-755 (Code 121)	Schematic, voltage, trimmers ..... 11-79 Alignment ..... 11-74 Chassis, parts ..... 11-76
40-756 Philco Tropic	Schematic, voltage, chassis, trimmers ..... 12-34 Alignment, notes ..... 12-35
40-780	Schematic, voltage, socket, trimmers ..... 12-36 Alignment, chassis, notes, parts ..... 12-35
40-2710	Schematic, voltage, socket, trimmers, chassis ..... 12-37 Alignment ..... 12-38
40-2725	Schematic, voltage, trimmers, chassis ..... 12-39 Alignment ..... 12-38
40-2780	Schematic, chassis, socket, trimmers, voltage, dial data ..... 12-41 Alignment, parts ..... 12-42 See model PT33
PT-41	Schematic, adjustments ..... 12-49
41-RP6 Remote Record Player	Schematic ..... 13-4 Alignment, trimmer ..... 13-5
41-83	Schematic ..... 13-4 Alignment, trimmer ..... 13-5
41-84	Schematic, alignment, trimmer ..... 13-5
41-85	Schematic, alignment, trimmer ..... 13-6
41-90	Schematic, alignment, trimmer ..... 13-7
41-95	Schematic, alignment, trimmer ..... 13-7
41-100	Alignment, trimmer ..... 13-7 Schematic ..... 13-8
41-105	Schematic, alignment, socket ..... 13-8
41-110	Schematic, alignment, socket, trimmers, chassis ..... 12-47

\* Also see Vol. X index

PHILCO RADIO & TELEVISION CORP.—(Cont.)		PAGE
MODEL		
41-220, 41-225	Schematic, voltage, socket, trimmers, chassis	12-48
	Alignment	12-49
41-221, 41-226	Schematic, voltage, alignment, socket, trimmers	12-50
41-230, 41-235 (Code 121)	Schematic, voltage, alignment, socket, trimmers, dial data	12-51
41-240 (Code 121)	Schematic, voltage, socket, trimmers	12-52
	<i>Clarified Schematics</i> .C.S. 12-1	
	Alignment, chassis	12-54
41-245 (Code 121)	Schematic, voltage, socket, trimmers	12-53
	<i>Clarified Schematics</i> .C.S. 12-2	12-3
	Alignment, chassis	12-54
41-231	Schematic, voltage, socket, trimmers, chassis	12-55
	Alignment	12-50
41-246 (Code 121)	Schematic, voltage, socket, trimmers	12-55
	Alignment, chassis, tuner	12-61
41-250, 41-255 (Code 121)	Schematic, socket, trimmers, voltage, chassis	12-56
	Tuner data	12-61
41-256 (Code 121)	Schematic, voltage, socket, trimmers, alignment, chassis	12-57
	Tuner	12-61
41-258 (Code 122)	Schematic, voltage, alignment, socket, trimmers, chassis	12-58
41-260	Schematic, voltage, socket, trimmers, chassis, dial data, notes	12-59
	Alignment, tuner	12-61
41-265	Schematic, voltage, socket, trimmers, chassis, dial data	12-60
	<i>Clarified Schematics</i> .C.S. 12-4	12-5
	Alignment, tuner	12-61
41-280, 41-285, 41-287, 41-290 (Code 121)	Schematic, voltage	12-63
	Alignment	12-73
	Tuner data	12-61
	Schematics, chassis	12-64
41-295, 41-300	Schematic, trimmers, voltage, tuner layout	12-65
	<i>Clarified Schematic</i> .C.S. 12-6	12-7
	Alignment, dial data, chassis	12-66
	Tuner	12-61
41-316 (Code 121)	Schematic, voltage, dial data	12-67, 68
	<i>Clarified Schematics</i> .C.S. 12-8	12-9
	Chassis, remote control, stepped unit schematics, trimmers, socket, tuner, cable wiring	12-69
	Alignment, tuner data, remote control, adjustments	12-70
41-601 (Code 121)	Schematic, voltage, alignment, trimmers, chassis	12-62
41-602	Schematic, voltage, alignment, chassis	12-71
41-603, 41-604, 41-605, 41-607	Schematic, socket, trimmers, notes	12-72
	Alignment, chassis	12-73
41-608, 41-609 (Code 121)	Schematic, socket, trimmers	12-75
	Voltage, alignment, chassis	12-76
41-608, 41-609 (Code 122)	Schematic, alignment, voltage, chassis, notes	12-76
	Tuner data	12-61
41-610, 41-611 (Code 121)	Schematic, dial data	12-77
	<i>Clarified Schematics</i> .C.S. 12-10	12-11
	Tuner data	12-61
	Alignment, trimmers, socket, chassis, phonograph data	12-78
41-616P, 41-616PW (Code 121)	Schematic, socket, trimmers, tuner, voltage	12-79, 80
	<i>Clarified Schematics</i> .C.S. 12-12	12-13
	Tuner, remote control adjustments	12-70
	Chassis, remote control, stepper unit schematics, cable wiring, dial data	12-81
	Alignment, remote control adjustments, reproducer	12-82
41-620 Phonograph	Schematic, socket, chassis, adjustments	12-74
41-629 (Code 121)	Schematic, socket, trimmers	12-85
	<i>Clarified Schematics</i> .C.S. 12-14	12-15
	Chassis, alignment, reproducer lamp data	12-86
	Tuner data	12-61
41-623, 41-624, 41-625	Schematic, socket, trimmers	12-83
	Chassis, alignment, reproducer adjustments	12-84
	Adjustments	12-95
41-695	Schematic, chassis	12-97
	Alignment	12-97
41-705	Schematic, voltage, chassis, trimmers	12-87
	Alignment	12-88
41-708	Schematic, socket, trimmers, alignment	12-88
41-712	Schematic, voltage, socket, trimmers	12-89
	Alignment, chassis	12-90
41-713	Schematic, voltage, socket, trimmers	12-89
	Alignment, chassis	12-90

PHILCO RADIO & TELEVISION CORP.—(Cont.)		PAGE
MODEL		
41-714	Schematic, voltage, socket, trimmers, alignment, chassis	12-94
41-788 (Codes 121, 122)	Schematic, voltage, socket, trimmers	12-91, 92
	Alignment, chassis, dial data	12-93
41-841 (Code 121, Runs 1, 2)	Schematic, voltage	12-96
	Alignment, chassis, parts	12-97
41-842, 41-843, 41-844	Schematic, alignment, chassis	12-98
41-851 (Code 121, Runs 1, 2)	Schematic, voltage	12-96
	Alignment, parts	12-97
	Chassis layouts	12-95
PT-42, PT-44	Schematic, socket, trimmers, chassis	12-45
42-1008, 42-1009M, 42-1009W	Schematic	13-9
	Voltage, parts list, chassis	13-10
	Alignment, socket, trimmer, drive-cord data	13-11
	Push-button data, light-beam reproducer adjustments	13-12
42-1010, 42-1011M	Push-button data, light-beam reproducer adjustments	13-12
	Schematic	13-13
	Chassis, parts list	13-14
	Alignment, socket, trimmer	13-15
PT-43, (Codes 121, 122), PT-55	Schematic	12-7
	Parts list	12-100
PT-44	See model	
AK-45	Schematic, chassis	13-16
	Alignment, socket, trimmer	13-3
PT-45, PT-47	Schematic	12-7
	Alignment, tuner	12-1
PT-46, PT-48	Schematic	12-8
	Alignment, tuner	12-1
PT-47	See model	
PT-49	See also model	
PT-49, PT-51	Schematic	12-8
	Alignment, tuner	12-1
AR-50	Parts list	12-100
	Schematic, chassis	13-17
	Alignment, socket, trimmer	13-3
PT-50	Schematic	12-6
	Alignment	12-1
	Parts list	12-100
PT-53	See model	
AR-55	Schematic, chassis	13-18
	Alignment, socket, trimmer	13-3
PT-57, PT-65	Schematic	12-9
	Alignment, tuner	12-1
PT-59	Schematic	12-9
	Alignment	12-1
PT-61	See model	
PT-63	Schematic	12-10
	Alignment	12-18
AR-65	Schematic	13-19
	Alignment, socket, trimmer, chassis	13-20
PT-65	See model	
PT-66	Schematic	12-10
	Alignment, tuner	12-1
PT-67	Schematic	12-11
	Alignment, tuner	12-1
PT-69 (Codes 121, 122)	Schematic	12-11
	Alignment, tuner	12-1
AR-75	Schematic, chassis	13-21
	Alignment, socket, trimmer	13-3
Studebaker Tuner		
Part 77-0588;		
Packard Tuner		
Part 77-0636		
PT-87	Adjustments, assembly	13-22
	Schematic, socket, trimmers, alignment, chassis	12-46
91A, 91B, 99A, 99B, Ford	Antenna data	11-90
107 (Code 121) Runs 1, 2	Schematic, voltage, notes	11-80
* 620	Changes	11-2
* 630, 630PF	Changes	11-3
931, 932	Schematic, chassis, trimmers, alignment	11-81
	Schematic, chassis	11-83
933	Alignment, trimmers	11-82
S-1616	Push-button data	13-23
P-1617	Push-button data	13-24
S-1626, G-1628	Schematic, alignment, trimmer	13-25
	Push-button data	13-26
F-1641	Schematic, socket, trimmers, parts layout	12-111
	Alignment, tuner	12-108
C-1708 Chrysler	Schematic, chassis, trimmers	11-85
	Alignment	11-86
	Dial cord data	11-84
	Tuner	12-106
	Push-button data	13-24
S-1722 Studebaker	Schematic, chassis, trimmers	11-87
	Alignment	11-86
	Tuner data	11-78
	Dial cord data	11-84
	Push-button data	13-27
S-1726	Schematic, alignment, trimmer	13-27
	Push-button data	13-28
F-1740, Ford	Schematic, chassis, trimmers	11-88
	Alignment, tuner parts	11-89
	Dial cord data	11-84
L-1760, L-1761	Schematic, alignment, trimmer	13-29
	Push-button data, parts list	13-30
C-1808	Schematic, chassis, change	13-31
	Alignment, trimmer,	
	push-button data	13-32
S-1824, Studebaker "Custom"	Schematic, chassis	13-33
	Alignment, trimmer, socket	13-34

\* Also see Vol. X index

PHILCO  
RCA

PHILCO RADIO & TELEVISION CORP.—(Cont.)

PILOT RADIO CORP.—(Cont.)

MODEL		PAGE
S-1825, Studebaker "Custom"	Schematic, chassis	13-36
	Alignment, trimmer	13-38
S-1826, Studebaker "Custom"	Schematic, chassis	13-37
	Alignment, trimmer	13-38
P-1835 Packard	Alignment, trimmer	13-38
	Schematic, chassis	13-39
F-1841, Ford "Custom"	Schematic	13-40
	Alignment, trimmer, parts list	13-41
	Installation notes, assembly	13-42
<b>PIERCE-AIRO, INC.</b>		
See DEWALD RADIO MFG. CORP.		
<b>PILOT RADIO CORP.</b>		
B-1, K-1, T-1	Schematic	12-1
	Alignment, socket, trimmer	13-8
B-2, K-2, T-2	Schematic	12-1
	Alignment, socket, trimmer	13-8
FM-12, Early	Schematic	13-2
FM-12, Late	Schematic	13-1
FM-12, Early, Late	Voltage, socket, trimmer notes	13-2
	Circuit data	13-3
	Circuit data, alignment	13-4
TP-31	Schematic, socket, trimmer, alignment, phono	13-5
TP-32	Schematic, trimmers, socket	12-2
TD-42	Schematic	13-6
	Alignment, socket, trimmer	13-7
TX-42	Schematic, alignment, socket, trimmer	13-7
T-43	Schematic, alignment, socket, trimmer	13-8
T-44	Schematic, trimmers, socket	12-3
T-47	Schematic, trimmers, antenna data, ballast tube data, socket	12-4
T-48	Schematic, alignment, socket, trimmer	13-9
T-71	Schematic, alignment, socket, trimmer, battery	13-10
91	Schematic, trimmers, vibrator, antenna, socket	12-5
T-101	Schematic, socket, trimmers, alignment	11-1
T-102	Schematic, socket, trimmers, alignment	11-2
T-121	Schematic	11-3
	Alignment, trimmers	11-4
T-122	Schematic	11-3
	Alignment, trimmers	11-4
T-131, T-135	Schematic, socket, trimmer, alignment	13-11
X-131	Schematic, socket, trimmer, alignment, notes	13-12
T-132	Schematic, socket, trimmer, alignment	13-13
T-133	Schematic, socket, trimmer, alignment	13-14
173	Schematic, alignment	13-15
	Alignment, socket, trimmer	13-29
T-186	Schematic, socket, trimmers	12-6
T-187	Schematic, socket, trimmers	12-6
191	Schematic, socket, trimmers, antenna, ballast tubes, speaker plug	12-7
193, 194 Late	Schematic, socket, trimmer, alignment	13-16
D-194	Schematic, ballast data, speaker plug data	12-9
	Socket, trimmers, recording data, antenna data	12-10
FM-200	Schematic, notes	13-17, 18
	Circuit data, part 1	13-19
	Circuit data, part 2; alignment, push-button data	13-20
	Socket, trimmer	13-21
300	Schematic, socket, trimmer, alignment	13-22
340	Schematic	13-23
	Alignment, socket, trimmer	13-24
TP1062, TP1862	Schematic, socket, trimmers, alignment	11-4
T-1151 Early and Late	Schematic, socket, trimmers, loop data	12-8
T-1164	Schematic, socket, trimmers, wave trap, ballast tubes	12-11
X-1252	Schematic, socket, trimmers, ballast tubes, loop assembly	12-11
T1264	Schematic, socket, trimmers, alignment	11-5
T1351	Schematic, socket, trimmers, alignment	11-5
T-1364, T-1464 Early	Schematic	13-25
	Alignment, socket, trimmer	13-26
	Schematic	13-6
1424 Phono		
T-1424, HA-1424, HR-1424, LA-1424, LR-1424, PA-1424	Alignment, socket, trimmer	13-26
	Schematic	13-27
	Alignment, socket, trimmer	13-29
T1451	Schematic, trimmers, alignment	11-6
X-1451	Schematic, socket, trimmer, alignment	13-28
X-1452, X-1453	Schematic, socket, trimmers	12-12
T-1464	See model T-1364	
T-1524, HR-1524, LA-1524, LR-1524, PA-1524, PR-1524	Schematic, alignment, socket, trimmer, phono	13-30
T-1564	Schematic, socket, trimmers	12-12

MODEL		PAGE
T1584, T1684	Schematic, socket, alignment, trimmers, tuner data	11-8
X1584, X1684	Schematic, socket, trimmers, alignment	11-7
T1664, T1764	Schematic, trimmers, alignment	11-6
T1854	Schematic, socket, trimmers, alignment	11-7
TP1862	See TP1062	
<b>RCA MFG. CO., INC.</b>		
Ballast tubes	Resistances, connections	13-14
Battery Complements	Data for RCA portable receivers	13-8
Gain Data	Test schematic	11-171, 172
	Instructions, notes, Part 1	11-173
	Instructions, notes, Part 2	11-174
	Assembly, maintenance, notes	11-116
Governor Motors	Data	13-8
Loud speakers	Schematics	13-1
"Magic Wave" antenna	Schematics, curve	13-2
"Magic Tone"		
Cell Pickup Kit	Schematic, response curve, assemblies	13-3
	Installation notes	13-4
	Compensation notes, connections	13-5
	Circuits, tests, replacement notes	13-6
"Spider-Web" Antenna	Schematic, assembly	13-7
Test instruments	Changes	13-11
"Tone Guard"	Data, notes	12-85
1X, 1X2, Chassis RC-1003	Schematic, socket, trimmers, alignment, gain	12-7
1AX, 1AX2, Chassis RC1003A	Schematic, voltage, socket, trimmers, alignment	12-7
PRP-1, PRP-2	Phono and record player data, Record player connection data, tone compensation	12-1
QB2, Chassis RC-529	Schematic, voltage, speaker data, Clarified Schematics ...C.S. 12-1, 12-2	12-3
	Alignment, trimmers, socket, dial drive, and power supply note (CV-112)	12-4
	Power supply (CV-112)	12-85
QU2C, Chassis RC-507C, QU2M, Chassis RC-507D	Schematic, voltage, trimmers, socket, gain	12-5
	Clarified Schematics ...C.S. 12-3, 12-4	
	Alignment, phono data, dial drive	12-6
VV2-35	Changes	12-83
O-3	Phono	13-67
QU3C, Chassis RC507F, QU3M, Chassis RC507H, Q26, Chassis RC507J	Schematic, voltage, socket, trimmers, gain	12-93
	Clarified Schematics C.S. 12-5, 12-6	
	Phonograph data	12-92
	Alignment, phono data	12-94
KC-4H Chassis	See model TRK-90, TRK-120	
4QB, Chassis RC-440	Schematic, lead dress	11-1
	Alignment, socket, trimmers, voltage, chassis wiring	11-2
	Alignment notes, drive cord data	11-3
CV-111 S.P.U.	Schematic, voltage, notes	11-3
4QB4, Chassis RC-440A	Schematic, lead dress	11-5
	Alignment, trimmers, chassis wiring, voltage, socket	11-6
Radiola P5	Schematic, socket, trimmers, voltage, gain	12-8
QU5, Chassis RC-530	Schematic, speaker data, voltage, gain	12-9
	Clarified Schematics ...C.S. 12-5, 12-6	
	Socket, trimmers, dial-drive data, alignment, record changer data, speaker data	12-10
	Changes	12-83
5Q1 (Formerly 95FT)	Schematic, chassis wiring	11-7
	Alignment, voltage, socket, trimmers, notes	11-8
5Q2, Chassis RC-325C	Schematic, voltage, chassis wiring	11-9
	Alignment, trimmers, socket, phonograph data	11-10
5Q2X, Chassis RC-325D	Schematic, voltage, chassis wiring	11-11
	Alignment, socket, trimmers, lead dress	11-12
5Q4, Chassis RC-366	Schematic, voltage, chassis wiring	11-13
	Alignment, trimmers, socket, lead dress	11-14
5Q5, 5Q5A, 5Q5B, 5Q5C, 5Q5D, 5Q5E, 5Q55, 5Q56, Chassis RC-396, 6Q7, Chassis RC-414A	Schematic, voltage, chassis wiring, lead dress	11-15
	Alignment, trimmers, socket, drive cords, notes	11-16
5Q6, Chassis RC-477A	Schematic, voltage	11-17
	Alignment, trimmers, socket, drive cord, notes	11-18
5Q8, Chassis RC-396B	Schematic, voltage, chassis wiring, lead dress	11-19
	Alignment, trimmers, drive cord, socket	11-20
5Q55, 5Q56	See model 5Q5	
5Q66, Chassis RC-477C	Schematic, voltage	11-123
	Alignment, trimmers, socket	11-124
* 5X5 Series	See 5X51	
6Q1, Chassis RC-441	Schematic	11-21
	Chassis wiring, voltage, lead dress	11-22

\* Also see Vol. X index

RCA MFG. CO., INC.—(Cont.)		PAGE
MODEL		
6Q1, Chassis RC-441	Alignment, trimmers, socket, drive cord and controls data	11-23
6Q4, Chassis RC-441A	Schematic, controls	11-25
	Alignment, trimmers, drive cord, socket	11-24
	Chassis wiring, voltage, lead dress	11-26
	Parts list	11-4
6Q4X, Chassis RC-442	Schematic, drive cord, controls, phonograph data	11-27
	Alignment, trimmers, socket	11-28
	Chassis wiring, voltage, lead dress	11-29
	Parts list	11-4
6Q7	See model 5Q5	
6Q8, Chassis RC-414B	Schematic, voltage, chassis wiring	11-33
	Alignment, trimmers, socket, drive cord	11-34
	Parts list	11-4
6QU, Chassis RC-414	Schematic, socket, trimmers, speaker and phono data, chassis wiring	12-12
	Alignment, speaker data, phono data, dial-drive data	12-13
6X2, Chassis RC-1013	Schematic, voltage, alignment, socket, trimmer, gain	13-15
	Dial pointer data	13-9
KK-7H Chassis	See chassis KC-4H	
7QB, 7QBK, Chassis RC-496	Schematic, speaker data	12-15
	Chassis, voltage, trimmers, power supply schematic, vibrator supply schematic, dial-drive data	12-14
	Alignment, trimmers, socket	12-16
	Changes	12-83
7QB		
7Q4, Chassis RC-478A, 7QK4, Chassis RC-478B	Speaker data, calibration scale, dial-drive	12-19
7Q4X, Chassis RC-502	Schematic	11-125
	Chassis wiring, voltage, phonograph data, lead dress	11-126
	Alignment, trimmers, socket	11-127
	Dial-drive data	12-19
	Tone arm data	13-9
QU7		
8A, 8B, 8C, 10A, 10B, 10C, A-C Socket power units	Schematics, data, parts	11-120
8E, 10E Socket power units	Schematic, chassis wiring	11-35
	Voltage, notes, parts	11-36
8QB, 8QBK, Chassis RC-336	Schematic, lead dress	11-129
	Alignment, trimmers, socket	11-128
	Chassis wiring, voltage, SPU schematics	11-130
QU8, Chassis RC-551	Schematic, voltage, speaker data, phono data, gain	12-71, 72
	Schematic output stage and power unit, phono data, gain	12-73
	RF chassis wiring	12-74
	Automatic record changer data (Part 1)	12-75
	Automatic record changer data (Part 2)	12-76
	Automatic record changer data (Part 3), alignment (Part 1), dial drive	12-77
	Alignment (Part 2), trimmers, socket	12-78
	Public Address data, automatic record changer data	12-79
	Automatic record changer photographs and parts lists (Part 1)	12-80
	Automatic record changer photographs and parts lists (Part 2)	12-81
	Recorder data	12-82
8Q1, Chassis RC-337	Schematic	11-31
	Chassis wiring, voltage, lead dress	11-30
	Alignment, trimmers, socket	11-32
8Q2, Chassis RC-443, 8QU5C, 8QU5M, Chassis RC-443B	Schematic, lead dress	11-131
	Chassis wiring, voltage	11-132
	Alignment, trimmers, socket, notes	11-133
	Phonograph data	11-134
	Parts list	11-135
8Q4, Chassis RC-337A	Schematic, lead dress, phonograph data	11-137
	Alignment, trimmers, socket	11-136
	Chassis wiring, voltage, dial notes, SPU notes	11-138
	Parts list	11-135
9Q1, 9QK, Chassis RC-444	Schematic, socket, trimmers, lead dress	11-139
	Chassis wiring, voltage, dial assembly	11-140
	Alignment	11-141
	Parts list	11-142
9Q4, Chassis RC-478	Schematic	11-143
	Parts list	11-142
	Chassis wiring, voltage, lead dress, dial data	11-144
	Alignment, trimmers, socket	11-145
	Changes	11-4
* 9TX-31, 9TX-32, 9TX-33		
9TX-50, 9TX-50M, Chassis RC-454, 40X-52, 40X-55, Chassis RC-453, 2nd Production	Schematic, socket, voltage, alignment, trimmers	11-37

RCA MFG. CO., INC.—(Cont.)		PAGE
MODEL		
U9, Chassis RC-482B	Schematic, voltage, socket, alignment, trimmers, phonograph data	11-52
U9 (2nd Production)	Schematic, gain, voltage, alignment, trimmers, socket, lead dress, phonograph data	11-147
	Phonograph data, parts list	11-148
10A, 10B, 10C	See model 8A	
BP-10, "Personal"	Schematic, alignment, socket, trimmers, speaker data, voltage, gain	12-11
	Replacement parts	12-26
	Changes, notes, data	12-83
	Installing loop antenna	13-9
10E	See model 8E	
10Q1, Chassis RC-387B	Schematic, lead dress, phonograph connections	11-39
	Chassis wiring, voltage, drive cord, notes	11-38
	Alignment, trimmers, socket, Victrola attachment	11-40
U10, Chassis RC-418B	Schematic, alignment, tuner	11-41
	Chassis wiring, voltage, socket, trimmers, lead dress, phonograph, drive cord data	11-42
10X, Chassis RC-1001	Schematic, socket, trimmers, voltage, dial-drive data, gain	12-17
	Alignment, replacement parts	12-18
	Notes	12-83, 12-86
11Q4, 11QK, Chassis RC-335C, 11QU, Chassis RC-335E	Schematic, changes	11-43
	Chassis wiring, voltage, lead dress, drive cord data, speaker notes	11-44
	Alignment, trimmers, socket	11-45
	Electric tuner data	11-46
	Record changer assembly for model 11QU	11-51
11X-1, Chassis RC-1001-A	Schematic, voltage, socket, trimmers, dial-drive	12-20
	Alignment, replacement parts	12-18
	Changes	12-86
	Service data	13-10
Q12		
12Q4, 12QK, Chassis RC-338, 12QU, Chassis RC-338A	Schematic, changes	11-47
	Chassis wiring, voltage, lead dress	11-48
	Socket, trimmers, drive cord data, SPU notes	11-49
	Alignment, notes	11-50
	Record changer assembly for model 12QU	11-51
U12, Chassis RC-425A	Schematic, socket, trimmers, lead dress, voltage	11-53
	Alignment, phonograph and dial data, parts	11-54
12X, 12X2, Chassis RC-1001B	Schematic, voltage, socket, trimmers, dial drive	12-21
12AX, 12AX2, Chassis RC-1001C	Schematic, voltage, socket, trimmers, dial drive	12-21
14AX, Chassis RC1001E	Schematic, socket, voltage, trimmers, dial-drive	12-22
	Changes	12-86
14BT1, 14BT2, 14BK, Chassis RC-525, RC-525A, RC-525B	Schematic, gain, voltage, alignment, trimmers, socket, lead dress, battery connections	11-149
	Parts list	11-150
	Changes	12-83
14X, Chassis RC1001D	Schematic, socket, voltage, trimmers, dial-drive	12-22
	Changes	12-86
	Changes, notes	12-83
15BP		
15BP1, 15BP2, 15BP4, 15BP6, Chassis RC-527, 15BP3, 15BP5, Chassis RC-527A	Schematic, voltage, socket, trimmers, speaker data, alignment	12-23
	Notes	12-83
15BP-7, Chassis RC-527C	Schematic, voltage, socket, trimmers, speaker data, alignment	12-24
15BT, Chassis RC-526	Changes	12-83
VA-15		
15X, Chassis RC-402	Schematic, voltage, socket, trimmers	12-25
	Alignment	12-26
	Changes	12-86
16K, Chassis RC-509C, 16T3, Chassis RC-509A	Schematic, gain, voltage	11-151
	Alignment, trimmers, socket	11-152
	Tuner data, trimmers, dial, loop connections, lead dress	11-154
	Parts list	11-150
	Changes	12-83, 12-85, 13-10
	Service data	11-153
Q16E		
16T2, Chassis RC-509B	Schematic, gain, voltage	11-152
	Alignment, trimmers, socket	11-152
	Loop connections, dial, lead dress	11-154
	Parts list	11-150
	Changes	12-83, 12-85
	Notes	12-83, 12-85
16T3		
16T4, Chassis RC-509	Schematic, gain, voltage, dial, tone control data	11-155
	Alignment, trimmers, socket, tuner, loop connections	11-156

\* Also see Vol. X index

RCA MFG. CO., INC.—(Cont.)		PAGE
MODEL		
16T4, Chassis RC-509	Parts list	11-150
	Changes	12-83, 12-85
16X-1, 16X-2, Chassis RC-462A, 16X-3, Chassis RC-462B	Schematic, voltage, socket, trimmers	12-25
	Alignment	12-26
	Changes	12-86
16X-4, Chassis RC-462-C	Schematic, voltage, socket, trimmers, dial-drive, gain	12-27
	Alignment	12-18
	Plate load resistance	13-10
16X-11, Chassis RC-1000, 16X-13, Chassis RC-1000A	Schematic, voltage, socket, trimmers, dial drive, gain	12-28
	Alignment	12-26
	Changes	12-86
16X11	Schematic, voltage, socket, trimmers, gain	12-29
16X-14, Chassis RC-1000B	Alignment	12-26
17K, Chassis RC-512	Schematic, gain, voltage	11-157
	Alignment, trimmers, socket, dial, loop	11-158
	Tuner data, parts	11-159
	Changes	12-83, 12-85
Q17	Distortion data	13-10
18T, Chassis RC-511	Schematic, gain	11-161
	Tuner data, parts	11-160
	Alignment, trimmers, socket, dial, loop, tone control data	11-162
	Chassis wiring, voltage	11-163
	Changes	12-85
19K, Chassis RC-512A	Schematic, gain, voltage	11-165
	Tuner data, dial, parts	11-164
	Alignment, trimmers, socket, speaker, lead dress	11-166
	Changes	12-83, 12-85
Q20, Q21, Chassis RC-514	Schematic, voltage	11-167
	Alignment, gain, trimmers, socket, lead dress, parts	11-168
U20, Chassis RC-498, U40, Chassis RC-498A	Schematic, socket, trimmers, pickup, voltage, motorboard	11-55
	Alignment, phonograph, speaker, parts	11-56
VA-20 Wireless Record Player	Schematic, set-up procedure, notes, chassis wiring	11-66
VA21	Wireless record player. Schematic, elec. and mechanical specs., motor data	12-30
OSC-22 Wireless Oscillator	Schematic, voltage, installation, operation, lead dress, parts	11-61
Q22, Chassis RC-507, QK23, Chassis RC-507B, Q25, Chassis RC-507A	Schematic, voltage, speaker data, gain	12-31
	<i>Clarified Schematics</i>	12-3, 12-4
	Alignment, trimmers, socket, dial drive	12-32
24BT-1, 24BT-2, Chassis RC-1004F	Schematic, voltage, gain, alignment, socket, trimmer	13-16
	Dial pointer data	13-9
Q24, Chassis RC-508	Schematic, voltage, speaker data, gain	12-33
	<i>Clarified Schematics</i>	12-3, 12-4
	Alignment, trimmers, socket, ballast resistor data, dial-drive data	12-34
25BK, 25BT-3, Chassis RC-1004B, CV-42 Electrifier	Schematic, gain, voltage	13-17
	Alignment, socket, trimmer, lead dress	13-18
	Schematic, notes	13-18
25BP, Chassis RC-527D	Schematic, alignment, gain, socket, trimmer, voltage	13-19
25BT-2, Chassis RC-1004A, CV-42 Electrifier	Schematic, gain, alignment, socket, trimmer, voltage, drive-cord data, lead dress	13-20
Q25	See model Q22	
U25, U26, Chassis RC-386B	Schematic, socket, trimmers, tuner, lead dress	11-59
	Alignment, parts	11-58
	Chassis wiring, voltage, dial drive	11-60
25X, Chassis RC-1003	Schematic, gain, alignment, socket, trimmer, voltage	13-21
26BP	Alignment notes	13-10
Q26	See model QU3C	
26X-1, 26X-3, Chassis RC-1014A	Schematic, gain, alignment, socket, trimmer, lead dress, drive-cord data, voltage	13-22
26X-4, Chassis RC-1014B	Schematic, gain, lead dress, drive-cord data, voltage	13-23
	Alignment, socket, trimmer, push-button data	13-24
27K, Chassis RC567	Schematic, gain, voltage	13-25
	Alignment, socket, trimmer, push-button data	13-26
28T, Chassis RC-569	Schematic, gain, voltage, lead dress	13-27
	Alignment, socket, trimmer	13-28
	Drive-cord data, push-button, trimmers, parts list	13-29
28X, Chassis RC-1002	Schematic, gain, voltage	13-31

(Continued)

RCA MFG. CO., INC.—(Cont.)		PAGE
MODEL		
28X, Chassis RC-1002 (Cont.)	Alignment, socket, trimmer, lead dress, drive-cord data	13-32
28X5, Chassis RC-1002A	Schematic, gain, voltage	13-33
	Push-button data	13-10
	Alignment, socket, trimmer, push-button data, lead dress, drive-cord data	13-34
29K, Chassis RC-570; 29K2, Chassis RC-570C	Schematic, gain, voltage, lead dress	13-35
	Alignment, socket, trimmer, speaker connections and phasing	13-36
Q33, Chassis RC-539	Schematic, voltage, trimmers, socket, gain	12-87
	Alignment, dial-drive	12-88
	Changes	12-86
34X, Chassis RC-1001E	Schematic, gain, voltage, alignment, socket, trimmer, drive-cord data	13-30
35X, Chassis RC-1001C	Schematic, gain, voltage, alignment, socket, trimmer	13-37
36X, Chassis RC-462A	Schematic, gain, voltage, alignment, lead dress, socket, trimmer	13-38
40X-30, Chassis RC-405C, 40X-31, Chassis RC-405D	Schematic, voltage, alignment, trimmers, socket, lead dress	11-62
40X-50, 40X-51, 40X-52, 40X-53, 40X-54, 40X-55, 40X-56, 40X-57, Chassis RC-436	Schematic, voltage, alignment, trimmers, socket, lead dress	11-63
40X-52, 40X-55, Chassis RC-453 (2nd Production)	See model 9TX-50	
BT-40	Speaker notes	12-84
CV40 S.P.U.	Schematic	11-64
U40	See model U20	
BK41, BT41, Chassis RC-449	Schematic, voltage, alignment, trimmers, socket, lead dress	11-64
BT42, Chassis RC-408A	Schematic, voltage, socket, alignment, trimmers, lead dress	11-65
CV42 Electrifier	See models 25BK, 25BT-2	
U42, Chassis RC-498B	Schematic, trimmers, socket, S.P.U. schematic	11-57
	Alignment, phonograph, speaker, parts	11-56
U43, Chassis RC-498E	Schematic, voltage, tuner	11-67
	Alignment, trimmers, socket, dial mechanism	11-68
U44, Chassis RC-486B	Schematic, speaker connections, S.P.U. schematic	11-69
	Chassis wiring, voltage, tuner, trimmers, socket	11-70
	Alignment, lead dress	11-71
Q44, Chassis RC-531	Schematic, voltage, trimmers, socket, speaker data, gain	12-89, 90
	Alignment	12-91
	Change	13-10
45E, 45E-M, 45E-W, Chassis RC-435A	Schematic, voltage, alignment, lead dress, trimmers, socket	11-72
U45, Chassis RC-486C	Schematic	11-73
	Chassis wiring, voltage, lead dress, tuner	11-74
	Alignment, trimmers, socket	11-75
45X1, 45X2, Chassis RC-457	Schematic, voltage, alignment, socket, trimmers	11-76
45X3, 45X4, Chassis RC-457E	Schematic, gain, voltage, alignment, trimmers, socket, parts	11-169
45X5, 45X6, Chassis RC-457D	Schematic, voltage, alignment, trimmers, socket, lead dress	11-77
45X11, 45X12, Chassis RC-459	Schematic, voltage, alignment, trimmers, socket, lead dress	11-78
	Changes	12-84, 12-85
45X-11, -12, -13, 45X16, 45X17, Chassis RC459M	Schematic, gain, voltage, alignment, trimmers, socket	11-170
	Parts list	11-168
45X18, Chassis RC-541C	Schematic, socket, voltage, trimmers, gain	12-35
	Alignment	12-18
45X111, 45X112, Chassis RC-459J, 45X113, Chassis RC-459K	Schematic, voltage, alignment, trimmers, socket, lead dress	11-83
U46, Chassis RC-501, K130, Chassis RC-501A	Schematic	11-79
	Chassis wiring, voltage	11-80
	Alignment, trimmers	11-81
	Record changer assembly	11-82
46X1, 46X2, Chassis RC-459B, 46X3, Chassis RC-459C	Schematic, voltage, socket, alignment, trimmers, lead dress	11-84
46X-1, 46X-2, Chassis RC-459F, 46X-3, Chassis RC-459H, 2nd Prod.	Schematic, voltage, socket, trimmers	12-36
	Alignment	12-41
46X11, 46X12, Chassis RC-456, 46X13, Chassis RC-456A	Schematic, voltage, socket, trimmers, alignment	11-85
46X21, Chassis RC-461A, 46X23, Chassis RC-461B, 46X24, Chassis 461	Schematic, voltage, alignment, trimmers, socket, lead dress	11-86
	Changes	12-84

RCA MFG. CO., INC.—(Cont.)		PAGE
MODEL		
B-50, Chassis RC-1004H	Schematic, gain, voltage, alignment, lead dress	13-39
K50, Chassis RC-418A, T55, T56, Chassis RC-418	Schematic, voltage, chassis wiring	11-87
	Alignment, trimmers, socket, dial data, lead dress, parts	11-88
K50, Chassis RC-497 (2nd Production)	Schematic, voltage, socket, trimmers, dial data	11-89
	Alignment, lead dress, parts	11-81
QU51, QU52, QU55, QU57	Tone arm data	13-9
B-52, Chassis RC-1004D	Schematic, gain, voltage, alignment, lead dress, socket, trimmer, drive-cord data	13-40
BP55, BP56, DP85, Chassis RC-455	Schematic, voltage, alignment, trimmers, socket	11-90
T55	See model K50	
55X, Chassis RC-1003C	Schematic, gain, voltage, alignment, socket, trimmer, phasing speakers	13-41
QU56, QU56M	Data	13-10
R-56 Phonograph	Schematic, voltage, socket, assembly	13-42
K60, Chassis RC-415	Schematic, voltage, chassis wiring, changes	11-91
	Alignment, trimmers, socket	11-92
	Dial data, parts	11-93
K60, K62, Chassis RC-415B (with Loop)	Schematic, socket, trimmers	11-95
	Alignment, parts	11-94
	Chassis wiring, voltage	11-96
R60, Chassis RS91B Victrola	Schematic, voltage, chassis wiring, assembly	11-103
T60, Chassis RC-425, T62, Chassis 425D	Schematic, voltage, lead dress	11-97
	Alignment, trimmers, socket, tuner, dial data	11-98
K61, Chassis RC-498F	Schematic, voltage, lead dress	11-99
	Alignment, trimmers, socket, dial data	11-100
	Tuner data	11-102
T63, Chassis RC-472F	Schematic, voltage	11-101
	Alignment, trimmers, socket, dial data, tuner	11-102
T64, T65, Chassis RC-416	Schematic, voltage, chassis wiring, changes	11-105
	Tuner data, parts	11-104
	Alignment, trimmers, socket, drive cable	11-106
	Changes	12-84
K80, Chassis RC-415A	Schematic, voltage, chassis wiring, changes	11-107
	Alignment, trimmers, socket	11-92
	Dial data, parts	11-93
K80, Chassis RC-415C, RC-415D, K81, K82, Chassis RC-415C	Schematic, socket, trimmers	11-108
	Alignment, parts	11-94
	Chassis wiring, voltage	11-96
	Notes	12-84
K-80	Schematic, voltage, chassis wiring	11-109
T80, Chassis RC-416A	Socket, trimmers, tuner, parts	11-104
	Changes	12-84
BP85	See model BP55	
TRK-90, Chassis RC-4H, KK-7H; TRK-120, Chassis RC-4F, KK-7F, Television Video	Specifications, kinescope precautions	13-43
	Video chassis wiring	13-44
	Video schematic	13-45
	Video voltage	13-46
	Socket, trimmer, cabinet wiring	13-47
TRK-90, TRK-120, Chassis S.P.U.	S.P.U. chassis wiring, notes	13-48
	Antenna installation, kinescope installation	13-49
	Kinescope installation, service hints	13-50
	Kinescope assembly wiring	13-53
TRK-90, TRK-120, Chassis RC-427 (Receiver)	Notes, fidelity switch data, SPU schematic	13-51
	Lead dress, speaker wiring, kinescope data	13-52
	Radio operating notes, r-f unit wiring	13-54
TRK-90, Chassis RC-427G; TRK-120, Chassis RC-427F	Receiver schematic	13-55
	Alignment, socket, trimmer	13-56
	Chassis wiring, voltage	13-57
	Tuning mechanism, adjustments	13-58
	Parts list	13-59
	Parts list	13-60
	Parts list	13-61
R-91 Phono	Schematic, voltage, chassis wiring, motor data	13-62
RS91B Victrola Chassis	See model R60	
R-93B, R-93C, Phono	Receiver connections	13-63
	Wiring diagram, connections, parts list	13-64
R-93F Phono, 2nd Edition	Motor data, tone compensation, notes	13-65
	Connections, parts list	13-66

RCA MFG. CO., INC.—(Cont.)		PAGE
MODEL		
94BP-1, Chassis RC-407B, 2nd Prod.	Schematic, voltage, socket, trimmers	12-36
	Alignment	12-41
	Speaker notes	12-84
	Data, parts list	13-67
R-94B Phono	Connections to receivers, wiring diagrams	13-68
95FT	See model 5Q1	
95T5LW, Chassis RC-348F	Schematic, voltage, chassis wiring, lead dress	11-111
	Alignment, trimmers, socket, tuner, dial data	11-112
	Parts list	11-135
95XLW, Chassis RC-345F	Schematic, voltage, socket, trimmers, chassis wiring, lead dress	11-110
	Changes	11-5
* R98	Schematic, alignment, tuner	11-113
98T2, Chassis RC-352D	Chassis wiring, voltage, trimmers, socket, lead dress	11-114
	Parts list	11-115
V-100, Chassis RC-517	Schematic, voltage, socket, trimmers, gain, alignment, speaker data, phono motor data	12-37
	Changes	12-86
V-101, Chassis RC-540	Schematic, voltage, alignment, trimmers, gain, socket, phono motor data, dial-drive	12-38
V-102, Chassis RC-524	Schematic, voltage, speaker data, gain	12-39
	Alignment, phono motor data, dial-drive, socket, trimmers	12-40
	Tuner, phonograph data	12-41
	Victrola attachment data	12-42
R-103-S	Schematic, socket, trimmers	11-117
K105, Chassis RC-476	Chassis wiring, voltage, lead dress	11-118
	Alignment, parts	11-119
V-105, Chassis RC-517C	Schematic, gain, voltage, alignment, phono notes	13-69
	Speaker replacement data	13-10
110K, Chassis RC-513	Schematic, voltage, socket, trimmers, gain, speaker data, dial-drive data	12-43
	Clarified Schematics ...C.S. 12-7,	12-8
	Alignment, trimmers, tuner	12-44
	Changes	12-85
CV-111 S.P.U.	See model 4QB	
111K, Chassis RC-513A	Schematic, voltage, socket, trimmers, dial-drive, gain	12-45
	Clarified Schematics ...C.S. 12-9,	12-10
	Alignment, trimmers, tuner	12-46
	Changes	12-85
CV-112 Power Unit for model QB2	Schematic	12-85
	Change	13-11
K130	See model U46	
TRK-120	See model TRK-90	
V-135, Chassis RC-517H	Schematic, gain, voltage, alignment, socket, trimmer	13-70
	Switch positions	13-9
	Adjustments, notes, parts	11-121
	Assembly, ratings	11-122
	Record-changer notes	12-86
V-140, Chassis RC-572A	Schematic, gain, voltage, drive-cord data	13-71
	Alignment, socket, trimmer, lead dress, parts list	13-72
	Adjustments, notes, parts	11-121
	Assembly, ratings	11-122
	Record-changer notes	12-84, 12-86
	Record-changer notes	13-7
	Data	13-12, 13-13
RP-151**	Automatic record changer data	12-68
RP-152, -A, -B, -C, -D, -J	Automatic record changer replacement parts	12-69
	Automatic record changer data	12-70
	Notes	12-84, 12-86
	Switch data	13-12
RP-153	Automatic record changer data	12-68
	Automatic record changer replacement parts (Part 1)	12-69
	Automatic record changer data, replacement parts (Part 2)	12-70
	Record-changer notes	12-84, 12-86
	Switch data	13-12
RP-155	Record-changer notes	12-86
156	Tube-tester data	12-84
RP-158**	2nd Production changes, data	13-7
	Data	13-12, 13-13
	2nd Production changes	13-7
RP-160**	Data	13-12, 13-13
	Data	13-7
RP-162**	Data	13-12, 13-13
V-170, Chassis RC-523	Schematic, voltage, trimmers, speaker data, gain	12-47
	Alignment, trimmers, socket, dial-drive	12-48
	Tuner	12-51
	Changes	12-86

\*\* These data were received after the publication of Rider's "Automatic Record Changers and Recorders" and are published in Volume XIII to supplement the information already published.

\* Also see Vol. X index

RCA MFG. CO., INC.—(Cont.)		PAGE
MODEL		
V-175, Chassis RC-582	Schematic, gain, voltage	13-73
	Alignment, socket, trimmer, drive-cord data, lead dress	13-74
V-200, Chassis RC-519, V-201, Chassis RC-522	Schematic, voltage, trimmers, tuner, speaker data, phono data, gain	12-49
	Dial-drive, tuner	12-50
	Alignment, socket, trimmers	12-51
VHR-202, Chassis RC-548	Schematic, trimmers, tuner, gain	12-53
	Selector circuit schematics	12-52
	Recorder data	12-57
	Alignment, trimmers, socket, speaker data	12-54
	Recorder data, record changer	12-58
	Automatic record changer data	12-59
	Phono-recorder notes	12-84, 12-86
	Pickup data	13-12
V-205, Chassis RC-521, V-405, Chassis RC-521B	Schematic, voltage, trimmers, socket, speaker data, gain	12-61
	Alignment, dial drive	12-62
	Changes	12-83
	Changes	12-85
VHR-207, Chassis RC-547, VHR-407, Chassis RC-547A	Schematic, voltage, tuner, phono data, recorder data, gain	12-55
	<i>Clarified Schematics .C.S. 12-13, 12-14</i>	
	Alignment, trimmers, socket, speaker data	12-54
	Schematics of selector circuits	12-56
	Recorder data	12-57
	Recorder data, record changer	12-58
	Automatic record changer data	12-59
	Phono-Recorder notes	12-84, 12-85, 12-86
	Pickup data	13-12
V-209, Chassis RC-573; V-210, Chassis RC-573A	Schematic, gain, voltage	13-75
	Push-button data, change, drive-cord data	13-76
	Alignment, socket, trimmer, lead dress	13-77
211K, Chassis RC-571	Schematic, gain, voltage, lead dress	13-78
	Alignment, socket, trimmer, push-button data, drive-cord data	13-79
V-215, V-221, Chassis RC-564; V-219, Chassis RC-564A; V-225, Chassis RC-564B	Assemblies, drive-cord data, record-changer slide mechanism, notes	13-80
	Schematic, gain, voltage	13-81
	Speaker data	13-7
	Notes	13-11
	Alignment, socket, trimmer, lead dress	13-82
V-300, Chassis RC-518 V-301, V-302, Chassis R-518A	Schematic, voltage, trimmers, speaker data, gain	12-63
	<i>Clarified Schematics 12-15, 12-16</i>	
	Alignment, trimmers, socket, power unit, phono data, dial drive	12-64
	Change notes	12-84, 12-86
VHR-307, Chassis RC-555	Schematic, voltage, speaker data, phono data, recorder data, gain	12-65
	Power supply and output stage, schematic and layout, tuner, socket, trimmers, alignment, dial drive	12-66
	Changes	12-86
RC325C chassis	See model 5Q2	
RC325D chassis	See model 5Q2X	
RC335C, RC335E chassis	See model 11Q4	
RC336 chassis	See model 8QB	
337A chassis	See model 8Q4	
338, 338A chassis	See model 12Q4	
345F chassis	See model 95XLW	
348F chassis	See model 95TLW	
352D chassis	See model 98T2	
366 chassis	See model 5Q4	
386B chassis	See model U25	
396 chassis	See model 5Q5	
396B chassis	See model 5Q8	
405C, 405D chassis	See model 40X-30	
V-405	Changes	12-83
	Changes	12-85
VHR-407	See model VHR-207	
RC407B chassis	See model 94BP-1	
408A chassis	See model BT42	
RC414 chassis	See model 6QU	
414A chassis	See model 6Q7	
415 chassis	See model K60	
415A chassis	See model K80	
415B chassis	See model K60 with loop	
415C, 415D chassis	See model K80	
416 chassis	See model T64	
416A chassis	See model T80	
425, 425D chassis	See model T60	
425A chassis	See model U12	
RC-427 (receiver) chassis	See model TRK-90	
RC-427F chassis	See model TRK-90	

RCA MFG. CO., INC.—(Cont.)		PAGE
MODEL		
RC-427G chassis	See model TRK-90	
435A chassis	See model 45E	
436 chassis	See model 40X-50	
440 chassis	See model 4QB	
440A chassis	See model 4QB4	
441 chassis	See model 6Q1	
443 chassis	See model 8Q2	
443B chassis	See model 8QU5C	
444 chassis	See model 9Q1	
449 chassis	See model BK41	
455 chassis	See model BP55	
456, 456A chassis	See model 46X11	
457 chassis	See model 45X1	
457D chassis	See model 45X5	
457E chassis	See model 45X3	
459 chassis	See model 45X11	
459B, 459C chassis	See model 46X1	
RC459F, RC459H chassis	See model 46X-1	
RC459J chassis	See model 510	
459J, 459K chassis	See model 45X111	
459M chassis	See model 45X16	
461, 461A, 461B chassis	See model 46X21	
RC462 chassis	See model 15X	
RC-462A chassis	See model 36X	
RC462A, RC462B chassis	See model 16X1	
RC462C chassis	See model 16X4	
RC464 chassis	See Radiola 500	
RC464A, RC464B chassis	See model 510	
472F chassis	See model T63	
476 chassis	See model K105	
477A chassis	See model 5Q6	
477C chassis	See model 5Q66	
478 chassis	See model 9Q4	
RC478A, RC478B chassis	See model 7Q4	
482B chassis	See model U9	
486B chassis	See model U44	
486C chassis	See model U45	
RC496 Chassis	See model 7QB	
497 chassis	See model K50, 2nd production	
498 chassis	See model U20	
498A chassis	See model U40	
498B chassis	See model U42	
498E chassis	See model U43	
498F chassis	See model K61	
Radiola 500, 501, Chassis RC-464	Schematic, voltage, trimmers, Alignment	12-60
	Alignment	12-26
501, 501A chassis	See model U46	
502 chassis	See model 7Q4X	
RC507, RC507A, RC507B chassis	See model Q22	
RC507C, 507D, Chassis RC507F, RC507J, RC507H chassis	See model QU2C	
RC507J chassis	See model QU3C	
RC508 chassis	See model QU32	
509 chassis	See model Q24	
509A, 509C chassis	See model 16T4	
509B chassis	See model 16K	
RC-509J, H, F chassis	See model 16T2	
510, chassis RC-459J, 511, chassis RC-464A; 512, 513, chassis RC-464B	See models 16T2, 16T3, 16T4	
	Schematic, voltage, socket, trimmers, gain	12-67
511 chassis	See model 18T	
512 chassis	See model 17K	
512A chassis	See model 19K	
RC513A chassis	See model 110K	
RC513A chassis	See model 111K	
514 chassis	See model Q20	
516, 517, Chassis RC-1001C	Schematic, gain, voltage, lead dress, socket, trimmer	13-83
RC517 chassis	See model V-100	
RC-517C chassis	See model V-105	
RC-517F chassis	See model R-560-P	
RC-517H chassis	See model V-135	
R518 chassis	See model V-300	
R518A chassis	See model V-301, V-302	
RC519, RC522 chassis	See model V-200	
RC521, RC521B chassis	See model V205	
RC523 chassis	See model V170	
RC524 chassis	See model V-102	
525, 525A, 525B chassis	See model 14TB1	
526, 527, Chassis RC-1001E	Schematic, gain, voltage, lead dress, alignment, socket, trimmer	13-84
RC526 chassis	See model 15BT	
RC527 chassis	See model 15BP1	
RC527A chassis	See model 15BP3	
RC527C chassis	See model 15BP-7	
RC-527D chassis	See model 25BP	
RC529 chassis	See model QB2	
RC530 chassis	See model QU5	
RC531 chassis	See model Q44	
RC539 chassis	See model Q33	
RC540 chassis	See model V101	
RC541C chassis	See model 45X18	
RC547 chassis	See model VHR207	
RC547A chassis	See model VHR407	
RC548 chassis	See model VHR-202	
RC551 chassis	See model QU8	
RC 555 chassis	See model VHR-307	
R-560-P, chassis RC-517F	Schematic, gain, voltage, alignment, socket, trimmer, phono data	13-85
RC-564, RC-564A, RC-564B chassis	See model V-215	

RCA MFG. CO., INC.—(Cont.)		PAGE
MODEL		
R-566-P	Schematic, gain, voltage, alignment, socket, trimmer	13-86
RC-567 chassis	See model 27K	
RC-569 chassis	See model 28T	
RC-570 chassis	See model 29K	
RC-570C chassis	See model 29K2	
RC-571 chassis	See model 211K	
RC-572A chassis	See model V-140	
RC-573, RC-573A chassis	See model V-209	
RC-582 chassis	See model V-175	
RC1000 chassis	See model 16X-11	
RC1000A chassis	See model 16X13	
RC1000B chassis	See model 16X14	
RC1001 chassis	See model 10X	
RC1001A chassis	See model 11X1	
RC1001B chassis	See model 12X	
RC1001C chassis	See model 12AX, 35X, 516, 517	
RC1001D chassis	See model 14X	
RC1001E chassis	See model 14AX, 34X, 526, 527	
RC-1002 chassis	See model 28X	
RC-1002A chassis	See model 28X5	
RC1003 chassis	See model 1X	
RC-1003 chassis	See model 25X	
RC1003A chassis	See model 1AX	
RC-1003C chassis	See model 55X	
RC-1004 chassis	See model 25BT-2	
RC-1004A chassis	See model 25BT-2	
RC-1004B chassis	See model 25BK, 25BT-3	
RC-1004F chassis	See model 24BT-1	
RC-1004H chassis	See model B-52	
RC-1013 chassis	See model B-50	
RC-1014A chassis	See model 6X2	
RC-1014B chassis	See model 26X-1	
MI-4802	Schematic, wiring	13-87
MI-4804	Schematic, wiring	13-88
MI-4810	Schematic, wiring	13-87
MI-4811	Schematic, wiring	13-88
MI-4816, MI-4817, MI-4818	Assembly, wiring, notes	13-89
MI-4829, MI-4829A	Schematic, notes	13-90
MI-12754, P-A Equipment	Schematic, voltage	13-91
	Microphone schematic, remote control wiring, notes	13-92
	Chassis wiring	13-93
	Operating instructions, parts list	13-94

**RADIO MFG. ENGINEERS, INC.**

LS-1 Noise Silencer	Schematic	12-16
HF-10	Schematic	12-1
	Parts, trimmers, notes	12-2
	Socket, trimmers, alignment, notes	12-4
RME ME-14	Schematic	11-1
	Alignment, socket, trimmers, parts	11-2
RME DB-20 Battery	Schematic	11-3
	Alignment, trimmers, voltage	11-4
	Trimmers, chassis, parts list	11-5
RME DB-20 Late	Schematic	11-3
	Alignment, trimmers, voltage	11-4
	Trimmers, chassis, parts list	11-5
RME DM-30X	Schematic, voltage	11-6
	Data	12-6, 12-7
HF-30X	Schematic	12-3
	Parts, trimmers, notes	12-2
	Socket, trimmers, alignment, notes	12-4
DM-36 (Late), DM-36A Band Expanders	Schematics	12-5
	Parts, notes	12-6
	Socket, trimmers, data	12-7
41-43	Schematic	13-1
	Parts list	13-2
	Antenna notes, trimmer	13-3
	Socket, trimmer, connections	13-4
	Voltage, resistance, adjustments	13-5
	Operating notes, alignment, part 1	13-6
	Alignment, part 2, notes	13-7
RME 69, Revised AC or Battery	Schematic	11-9
	Voltage	11-11
	Notes, parts	11-10
	Socket, data	12-10
RME-69 (late)	Beat Oscillator Adjustments	12-10
RME-69 (All Models)	Schematic	11-8
RME 69A	Schematic	11-7
RME 69 AC, Late	Schematic	11-7
RME 69 AC, Late Revised	Schematic	11-8
RME 69B	Schematic	11-13
RME 70	Schematic	
	Chassis, socket, trimmers, switch data	11-12
	Voltage, parts	11-14
	Alignment, part 1	12-8
	Alignment, part 2	12-9
	Alignment, part 3; Beat Osc. Adj.	12-10
LF-90 Long-Wave Converter	Schematic, socket, trimmers	12-11
	Trimmers, data, notes	12-12
RME-99, Early	Schematic	12-13
	Parts, socket, voltage, trimmers	12-14
	Alignment, adjustment notes	12-15
RME-99, Late	Chassis views	13-8
	Voltage, antenna, connections	13-9

**RADIO PRODUCTS CORP.**

See CONTINENTAL RADIO & TELEVISION CORP.

REMLER COMPANY LTD.		PAGE
MODEL		
* 49, 171	Changes	11-3
462	Schematic	11-1
463, 464, 465, 470, Early	Schematic, tuner, notes	11-2
463, 464, 465, 468, 469, 470, 471, Late	Schematic, tuner, voltage, notes	Misc. 13-5

**SEA PAL RADIO CO.**

Marine Portable	Schematic	13-1
	Alignment, voltage, socket, trimmer, drive-cord data	13-2
6P21, Series A	Schematic, voltage	13-3
	Alignment, socket, trimmer, notes, battery	13-4
101, 102 Radio Compass	Schematic, voltage, socket, trimmers	12-1
	Alignment, notes	12-2

**SEARS, ROEBUCK & CO. (SILVERTONE)**

Adapter	See model 4552	
Air Charger	See model 5250	
Amplifier	See models 8902, 8904, 8928, 8960, 8970, 8980	
Gas-O-Power Battery Charger	See model 5215	
Power Shifter	See models 4701, 4708, 4709, 5303	
Wincharger	See model 533.661	
Wireless Record Player	See models 5849, 7061, 7063	
6 Tube A.C. Super. (1936)	Schematic, socket	12-29
S61, Chassis 100.350	Schematic, data	12-1
	Voltage, socket, trimmer, alignment, tuner	12-2
R71, 671, Chassis 101.612, 101.612A	Schematic, voltage, socket, trimmers, alignment, parts layout	12-3
R81, Chassis 101.613	Schematic, voltage, socket, trimmers, alignment, parts layout	12-4
	Tuner	12-5
R101, Chassis 101.614	Schematic, voltage, socket, trimmers, alignment, parts layout, tuner	12-5
R101 (Late), Chassis 101.614-1	Schematic, voltage, data	12-6
	Other data same as model R101	
R111, Chassis 101.615	Schematic, voltage, socket, trimmers, alignment, parts layout	12-7
R121, 721, Chassis 101.616	Schematic, voltage, socket, trimmers, alignment, parts layout	12-8
R301, Chassis 101.574-2B	Schematic, voltage, alignment	13-1
	Socket, trimmer, chassis	13-2
R381, Chassis 101.639	Schematic, voltage, socket, trimmers, parts layout, dial-drive	12-9
	Alignment	12-3
671	See model R71	
701, Chassis 101.574-1A	Alignment	13-1
	Schematic, voltage, socket, trimmer, chassis	13-2
721	See model R121	
R1061, Chassis 110.400	Schematic, voltage, socket, trimmers, alignment	12-10
R1161, Chassis 101.609	Schematic, data, voltage	12-11
	Socket, trimmers, alignment, parts layout, tuner	12-12
R1171, 1571, Chassis 101.610-1	Schematic, voltage, socket, trimmers, alignment, parts layout	12-13
	Tuner	12-5
R1181, Chassis 101.611	Schematic, voltage, socket, trimmers, alignment, parts layout, tuner	12-14
R1261, 1561, Chassis 100.351	Schematic, voltage, tuner	12-15
	Trimmers, alignment, data	12-16
1521	See model 3061	
1561	See model R1261	
1571, Chassis 101.610-1	See model R1171	
1581, Chassis 101.572-2A	Schematic, voltage, socket, trimmers, alignment, parts layout	12-6
1591, Chassis 100.353	Schematic, trimmers, tuner	12-17
	Clarified Schematics .O.S. 12-1, 12-2	
	Alignment, voltage, data	12-18
1621	See model 3661	
1661, Chassis 110.414, 110.415	Schematic, voltage, socket, trimmers, alignment, tuner	12-19
1771, Chassis 101.645, 101.645-1, 101.645-2	Schematic, voltage, alignment	13-3
	Socket, trimmer, chassis	13-4
1781, Chassis 101.646, 1781A, Chassis 101.646-1	Schematic, voltage, socket, trimmer, chassis, alignment	13-5
2011, 2051, 2411, 2511, Chassis 101.642	Schematic, voltage, alignment, socket, trimmer, chassis	13-6
2061, 2421, Chassis 101.602	Schematic, voltage, socket, trimmers, alignment, parts layout	12-20

\* Also see Vol. X index



## SEARS-ROEBUCK

SEARS, ROEBUCK & CO.—(Cont.)		SEARS, ROEBUCK & CO.—(Cont.)	
MODEL	PAGE	MODEL	PAGE
2451, Chassis 101.641	Schematic, voltage, socket, trimmer, chassis, alignment	4701 Power Shifter, Chassis 139.450	Schematic, voltage, chassis, notes
2461, 2761, Chassis 101.643	Schematic, voltage, alignment	4708 Power Shifter, Chassis 139.200	Socket, notes
2511, 2611, 2711, Chassis 101.605	drive-cord data	4709 Power Shifter, Chassis 139.600	Schematic, voltage, chassis, socket, notes
2511, Chassis 101.642	Schematic, voltage, data	5215, Chassis 127.6150, 5252, Chassis 127.630, 5253, Chassis 127.620-1,-2	Schematic, voltage, socket, chassis, notes
2541, 2641, 2741, Chassis 101.603	Socket, trimmers, alignment, parts layout	Gas-O-Power Battery Charger	Generator and installation notes
2551, 2751, Chassis 101.604	See model 2011		Battery charging notes
2611, 2711	Schematic, voltage, data		Battery charging connections
2641, 2741	Socket, trimmers, alignment, parts layout		Trouble shooting notes
2751	See model 2511		Automatic voltage relay cutout notes
2761, Chassis 101.606	See model 2541	5215	Engine and generator service notes
2761, Chassis 101.643	See model 2551	5253	Installation data
3011, 3111, 3211, Chassis 132.810	Schematic, voltage, data	5215	Parts list
3041, 3141, 3241, Chassis 132.804, 132.804-1, 132.804-1A, 132.804-1B	Socket, trimmers, alignment, parts layout	5252	Parts list
3051, 3151, 3251, Chassis 109.352-A, 109.352-B	Schematic, voltage, data	5253	Parts list
3061, 3161, 3261, 1521, Chassis 109.354-A, 109.354-B, 109.354-C	Socket, trimmers, alignment, parts layout	5250, Chassis 115.3885, 6V, 15 amp. Air-Charger	Parts list
3111	Schematic, voltage, chassis, changes	5252, 5253	Assembly, installation wiring
3141	Alignment, socket, trimmer	5302 Power Shifter, Chassis 139.210	Assembly notes, parts list
3151	See model 3011	5303, Chassis 139.700, Power Shifter	See model 5215
3161	See model 3041	R5501, R5501-A, R5501-B, Chassis 101.618, 101.618-1A	Schematic, chassis, voltage, socket, notes
3211	See model 3051	5511, 5511-A, Chassis 101.619, 101.619-A	Schematic, socket, notes
3241	See model 3061	R5561, Chassis 101.617	Schematic, voltage, tuner, data
3251	See model 3011	5571, Chassis 101.631	Socket, trimmers, alignment, parts layout
3261	See model 3041	5581, Chassis 101.634	Schematic, voltage, socket, trimmers, alignment, parts layout, tuner
3311, 3411, 3511, Chassis 132.803-A,-B, 132.803-1A,-1B, 132.803-2C,-2D,-2E	See model 3051	5601A, Chassis 101.629-1A, 6449, Chassis 101.628	Schematic, voltage, change
3321, 3421, 3521, 3721, Chassis 109.357,-A,-B,-C	See model 3061	5621, Chassis 101.632	Chassis, socket, trimmer, push-button data
3341, 3441, 3541, Chassis 132.805,-A,-B, (early) Chassis 132.805-1,-1A,-1B (late)	Schematic, voltage, socket, trimmers, alignment, parts layout	5661, Chassis 101.633	Alignment
3351, 3451, 3551, Chassis 132.802,-A,-B, 132.802-1,-1A,-1B, 132.802-1C,-1D,-1E	Schematic, voltage, socket, trimmers, alignment, parts layout	5701, Chassis 132.809, 132.809-1	Schematic, voltage, socket, trimmer, alignment, chassis
3361, 3461, 3561, 3621, Chassis 109.356-A,-B,-C	Schematic, voltage, socket, trimmers, alignment, parts layout	5710, 5711, Chassis 107.450	Schematic, voltage, socket, trimmers, alignment
3411	See model 3311	5710A, 5711A, Chassis 107.450-2	Schematic, voltage, coils
3421	See model 3321	5711, Chassis 110.409	Alignment, socket, trimmers
3441	See model 3341	5721, Chassis 110.418	Schematic, voltage, coils
3451	See model 3351	5727, 5728, Chassis 107.A450	Alignment, socket, trimmers
3461	See model 3361		Schematic, voltage, trimmers, alignment, socket, parts layout
3511	See model 3311		Schematic, alignment, trimmer
3521	See model 3321		Schematic, voltage
3541	See model 3341		Alignment
3551	See model 3351		Socket, trimmers, chassis wiring
3561, 3621	See model 3361		Changers, transformers, specifications
3611, 3711, 3811, Chassis 132.811	Schematic, voltage, chassis, changes	5731, 5761, Chassis 109.359	Schematic, voltage, data
3651, 3751, 3851, Chassis 109.353,-A,-B	Alignment, socket, trimmer	5741, Chassis 132.808	Socket, trimmers, alignment, parts layout, phono recorder
3661, 3761, 3861, 1621, Chassis 109.355,-A,-B,-C	Schematic, voltage, socket, trimmers, alignment, parts layout	5750, Chassis 107.A450-S4	Schematic, voltage, socket, trimmers, alignment, parts layout
3711	See model 3611		Schematic, voltage
3721	See model 3621		Socket, trimmers, chassis wiring
3751, 3851	See model 3651		Alignment
3761, 3861	See model 3661		Changers, transformers, specifications
3811	See model 3611	5751, Chassis 110.403	Schematic, voltage, trimmers, alignment, socket
4552 Adapter, Chassis 101.624	Schematic, connections, notes	5752, 5753, Chassis 107.440-S1	Schematic, voltage
4620A, 4621A, 4641A, 4642A, 6050, 6051, 6150, Chassis 101.503-1	Schematic, changes, voltage	5761	Socket, trimmers, chassis
* 4682A	See model 4608A	5771, Chassis 109.358	Alignment
			See model 5731
			Schematic, voltage
			Socket, trimmers, alignment, parts, layout, tuner
			Schematic, assembly, notes
			Schematic, notes, layout
			Service notes, parts list

\* Also see Vol. X index

SEARS, ROEBUCK & CO.—(Cont.)		PAGE
MODEL		
5832 Phono., Chassis 137.542..	Service notes, assembly, parts list	13-45
5844 Phono., Chassis 100.355..	Schematic, parts list	13-44
5849, Chassis 100.356, Wireless Record Player.....	Schematic, adjustment, parts list	13-46
6025, 6201, Chassis 101.547....	Schematic, voltage, changes	11-11
	Socket, trimmers, chassis	11-12
	Alignment, push buttons, notes	11-10
6056, 6057, Chassis 101.548....	Schematic, voltage, socket, trimmers, chassis	11-13
	Alignment, bias cells, whistle note	11-10
* 6075, Chassis 101.507-1 .....	See model 6005	
6106, 6107, 6108, 6116, Chassis 109.278 .....	Schematic, voltage, socket, alignment trimmers	11-14
* 6109, 6110, 6111 .....	Changes	11-4
6119, 6120, 6126, 6127, 6200, 6250, Chassis 101.546, 101.546-1 .....	Schematic, voltage	11-15
	Socket, trimmers, chassis	11-12
	Alignment, changes	11-16
	Push buttons	11-10
	Filament circuit, whistle note	11-10
6120A, 6230, 6250A, Chassis 101.546-1A .....	Schematic, voltage	11-15
	Socket, trimmers, chassis	11-12
	Alignment, changes	11-16
6128, 6251, Chassis 101.547-1, 101.547A .....	Schematic, voltage, changes	11-11
	Alignment, push buttons, whistle note	11-10
	Socket, trimmers, chassis	11-12
6130, Chassis 101.557, 101.557-1 .....	Schematic, voltage, changes	11-17
	Alignment, trimmers, socket, chassis	11-18
6133, 6137, 6139, 6141, 6199, 6202, 6203, 6252, 6253, Chassis 101.535 .....	Schematic, voltage	11-19
	Socket, trimmers, chassis	11-20
	Alignment, whistle notes	11-10
	Push buttons	11-27
6151, Chassis 101.556, 101.556-1 .....	Schematic, voltage, changes	11-21
	Alignment, chassis, socket, trimmers	11-22
6155, 6156, 6254, Chassis 101.549 .....	Schematic, voltage, changes	11-23
	Socket, trimmers, chassis	11-20
	Alignment	11-24
	Push buttons	11-27
6158, 6159, 6192, Chassis 101.555, 101.555-1 .....	Schematic, voltage, socket, chassis, trimmers	11-25
	Alignment	11-24
	Push buttons	11-27
6160, 6161, 6163, 6175, Chassis 109.199-1 .....	Schematic, voltage, socket, trimmers, alignment	11-26
6177, 6178, 6179, 6185, Chassis 109.279 .....	Schematic, voltage, socket, alignment, trimmers, notes	11-28
6177A, 6178A, 6179A, 6185A, Chassis 109.279-1 .....	Schematic, voltage	11-22
	Alignment, trimmers, socket, notes	11-28
6185A, Chassis 109.279-2 .....	See model 6177A	
6190, Chassis 126.209 .....	Schematic, voltage, drive cord data	11-29
	Chassis wiring, socket, trimmers..	11-30
	Alignment, tuner assembly	11-31
6192 .....	See model 6158	
6199 .....	See model 6133	
6200 .....	See model 6119	
6201 .....	See model 6025	
6202 .....	See model 6133	
6208, 6209, Chassis 101.554....	Schematic, voltage, chassis, socket, trimmers, tuner	11-32
	Alignment	11-10
6214, 6270, Chassis 101.552, 101.552A .....	Schematic, voltage, chassis, socket, trimmers, notes	11-33
	Alignment	11-10
6218, 6271, 6272, Chassis 101.553, 101.553A .....	Schematic, voltage, chassis, socket, trimmers, notes	11-34
	Alignment	11-45
6225, Chassis 133.333, Wireless remote control .....	Schematic, chassis, trimmers, control data	11-35
	Alignment, notes, parts	11-36
	Push button data, notes	11-37
6229, Chassis 126.210, Wireless Record Player.....	Schematic, voltage, chassis wiring	11-39
	Operation, notes	11-38
6230 .....	See model 6120A	
6231, Chassis 101.547-1B.....	Schematic, voltage, changes	11-11
	Socket, trimmers, chassis	11-12
	Alignment, push button data	11-10
	Motor details	11-40
6233, Chassis 126.222, Wireless Record Player.....	Schematic, voltage, chassis wiring, motor details	11-40
	Operation, notes	11-38

SEARS, ROEBUCK & CO.—(Cont.)		PAGE
MODEL		
6250 .....	See model 6119	
6250A .....	See model 6120A	
6251 .....	See model 6128	
6252, 6253 .....	See model 6133	
6254 .....	See model 6155	
6256, Chassis 109.290 .....	Schematic, voltage, socket, trimmers, alignment	11-41
6260, Chassis 101.558 .....	Schematic, voltage, chassis, socket, trimmers	11-42
	Alignment	11-78
6261, Chassis 101.561 .....	Schematic, voltage, chassis, alignment, socket, trimmers, tuner..	11-43
6262, Chassis 101.550 .....	Schematic, voltage, chassis, alignment, socket, trimmers, tuner..	11-44
6263, Chassis 101.562 .....	Schematic, voltage, chassis, alignment, socket, trimmers, tuner..	11-45
6264, 6265, Chassis 101.551.....	Schematic, voltage, socket, chassis, tuner, trimmers	11-46
	Alignment	11-24
6266, Chassis 101.563, 101.563-1A .....	Schematic, voltage, alignment, socket, trimmers, chassis	11-47
6270 .....	See model 6214	
6271, 6272 .....	See model 6218	
6274, Chassis 110.391, 110.391-1 .....	Schematic, voltage, alignment, battery connections	11-48
6301, Chassis 126.311 .....	Schematic, voltage, dial assembly	11-49
	Alignment	11-31
	Chassis wiring, socket, trimmers	11-50
6302, Chassis 101.598 .....	Schematic, voltage, chassis, socket, trimmers, alignment	11-51
	Tuner data	11-52
6303, Chassis 126.223 .....	Schematic, voltage, dial, chassis wiring, socket, trimmers, notes	11-53
	Alignment, noise notes	11-54
6320, Chassis 101.585 .....	Schematic, voltage, dial	11-55
	Chassis socket, trimmers, alignment, tuner, notes	11-56
6321, 6322, 6323, 6421, Chassis 101.571, 101.571-1, 101.571-1A, 101.571-1B.....	Schematic, voltage, chassis, socket, trimmers, alignment, changes	11-57
6324, 6424, Chassis 101.570....	Schematic, voltage, chassis, socket, trimmers, alignment, changes	11-58
6324, 6424, 6493, Chassis 101.570-1A, 101.570-1B .....	Schematic, voltage, chassis, socket, trimmers, alignment, changes	11-58
6325, 6425, Chassis 101.572....	Schematic, voltage, jack installation	11-59
	Alignment, chassis, socket, trimmers, tuner	11-60
6326, Chassis 110.987 .....	Schematic, voltage, alignment, socket, trimmers, notes	11-61
6326A, Chassis 110.987-1 .....	Schematic, voltage, socket, trimmers, alignment	12-53
6327, Chassis 110.990 .....	Schematic, voltage, socket, trimmers, alignment	11-62
	Alignment, tuner	11-98
6329, Chassis 110.989 .....	Schematic, socket, trimmers, alignment	11-76
6335, 6435, 6490, 6495, Chassis 101.573 .....	Schematic, voltage, tuner	11-63
	Alignment, chassis, socket, trimmers, dial data	11-64
6336, 6436, Chassis 101.574....	Schematic, voltage, socket, tuner, chassis, trimmers	11-65
	Alignment	11-24
	Circuit change, notes	11-66
6337, 6437, Chassis 101.576.....	Schematic, voltage, tuner, changes	11-67
	Alignment, trimmers, socket, chassis	11-68
6345, Chassis 110.982 .....	Schematic, voltage, socket, alignment, trimmers	11-69
6345, Chassis 110.982-2 .....	Schematic, voltage	11-70
	Alignment, trimmers	11-69
6345A Chassis 110.982-3.....	Schematic, voltage	11-70
	Alignment, trimmers	11-69
6346, 6346A, 6446, 6446A, Chassis 101.584, 101.584-1, 101.584-2, 101.584-3, 101.584-4, 101.584-5 .....	Schematic, voltages, changes	11-71
	Alignment, socket, trimmers, chassis, dial drive data	11-72
	Automatic record changer assembly, adjustments, notes	11-73
	Record changer notes, assembly..	11-74
	Notes, assembly views	11-75
6350, 6351, 6352, Chassis 101.580, 101.580-1 .....	Schematic, voltage, chassis, alignment, socket, trimmers	11-77
6353, 6354, 6355, Chassis 101.577 .....	Schematic, voltage, chassis, alignment, socket, trimmers	11-78
6356, 6357, 6358, Chassis 101.578 .....	Schematic, voltage, chassis, alignment, socket, trimmers	11-79
6359, 6360, 6361, 6379, 6380, 6381, Chassis 101.579 .....	Schematic, voltage, chassis, socket, trimmers, tuner	11-81
	Alignment	11-82
	Dial data	11-64

\* Also see Vol. X index

# SEARS-ROEBUCK

SEARS, ROEBUCK & CO.—(Cont.)		PAGE
MODEL		
6362, 6363, 6364, Chassis 101.581	Schematic, voltage, tuner, chassis, socket, trimmers	11-80
	Alignment	11-82
	Dial data	11-64
6368, Chassis 101.582	Schematic, voltage, chassis, socket, trimmers	11-83
	Alignment	11-82
	Push button data	11-27
	Dial data	11-64
6372, 6373, Chassis 110.991	Schematic, voltage, socket, trimmers, alignment	11-84
6379, 6380, 6381	See model 6359	
6382, Chassis 101.594	Schematic, voltage, chassis, socket, trimmers	11-83
	Alignment	11-82
	Push button data	11-27
	Dial data	11-64
6400, 6401, 6402, Chassis 101.565, 101.565-A, 101.565-B	Schematic, voltage, chassis, socket, trimmers, alignment, notes	11-91
6400A, 6401A, 6402A, Chassis 101.593, 101.593-A, 101.593-B	Schematic, voltage, chassis, socket, alignment, trimmers, notes	11-91
6403, 6404, 6405, 6406, 6492, 6496, Chassis 101.566, 101.566A, 101.566B, 101.566C, 101.566D, 101.566E, 101.566-1, 101.566-1A, 101.566-1B, 101.566-1C, 101.566-1D, 101.566-1E, 101.566-2, 101.566-2A, 101.566-2B, 101.566-2C, 101.566-2D, 101.566-2E	Schematic, voltage, chassis, socket, trimmers	11-85
	Alignment	11-86
6403A, 6404A, 6405A, 6406A, Chassis 101.566-3, 101.566-3A, 101.566-3B, 101.566-3E	Schematic, socket, trimmers, changes	11-52
	Alignment	11-86
6407, 6408, 6409, Chassis 101.567, 101.567-A, 101.567-B, 101.567-1, 101.567-1A, 101.567-1B, 101.567-2, 101.567-2A, 101.567-2B	Schematic, voltage, chassis, socket, trimmers, drive cord	11-87
	Alignment	11-86
	Changes to chassis	11-88
6407A, 6408A, 6409A, Chassis 101.567-3, 101.567-3A, 101.567-3B	Schematic, voltage	11-88
	Alignment	11-86
6421	See model 6321	
6424	See model 6324	
6425, Chassis 101.572	See model 6325	
6425, Chassis 101.572-1	Schematic, voltage, alignment, notes	11-60
6435	See model 6335	
6436	See model 6336	
6437	See model 6337	
6437A, Chassis 101.576-1	Schematic, voltage, tuner, changes	11-67
	Alignment, trimmers, chassis, socket	11-68
6438, 6438A, 6439, Chassis 101.583	Schematic, voltage, chassis, tuner, socket, trimmers	11-89
	Alignment	11-82
	Dial and drive system	11-72
6438B, 6439A, 6497, Chassis 101.583-1	Schematic	11-95
	Socket, trimmers, chassis	11-89
	Alignment	11-82
	Dial and drive system	11-72
6438B, 6439A, 6440, Chassis 101.583-2	Schematic, voltage, chassis, notes	11-90
	Alignment	11-82
	Dial and drive system	11-72
6439	See model 6438	
6440	See model 6438B	
6441, Chassis 101.599	Schematic, voltage, chassis, socket, trimmers, tuner	11-92
	Alignment	11-82
	Dial data	11-64
6446, 6446A	See model 5346	
6447, Chassis 101.590, 101.590-1, 101.590-2, 101.590-3, 101.590-4, 101.590-5	Schematic, voltage, notes	11-93
	Chassis, socket, trimmers, alignment, tuner	11-94
	Automatic record changer assem- bly, adjustments, notes	11-73
	Record changer notes, assembly	11-74
	Notes, assembly views	11-75
6449	See model 5601A	
6490	See model 6335	
6490A, Chassis 101.573-1, 101.573-1B	Change in schematic	11-63
	Alignment, chassis, trimmers, socket, dial data	11-64

SEARS, ROEBUCK & CO.—(Cont.)		PAGE
MODEL		
6491, 6494, Chassis 110.982-1A	Schematic, voltage, socket, alignment, trimmers	11-69
6491-A, Chassis 110.410	Schematic, voltage, socket, trimmers, alignment	12-54
6492	See model 6403	
6493	See model 6324	
6495	See model 6335	
6496	See model 6403	
6497, Chassis 101.583-1	See model 6438B	
6497, Chassis 101.595	Schematic, voltage, chassis, socket, trimmers	11-95
	Alignment	11-82
	Push button data	11-27
	Dial and drive system	11-72
6521, 6561, 6661, 6961, Chassis 101.621, 101.621-A (early) Chassis 101.621-1, -1A, -1B, -1C (late)	Schematics, voltage	12-55
	Socket, trimmers, parts layout, data	12-56
	Alignment	12-58
6541, Chassis 110.401	Schematic, voltage, socket, trimmer, alignment	12-59
6551, Chassis 101.620, 101.620-1	Schematics, voltage	12-57
	Socket, trimmers, alignment, parts layout, data	12-58
6561	See model 6521	
6621, 6761A, 6921, Chassis 101.637	Schematic, voltage, socket, trimmers, alignment, parts layout	12-60
6641, Chassis 136.410	Schematic, voltage, alignment, socket, trimmer	13-59
6651, Chassis 110.402	Schematic, voltage, socket, trimmers, alignment	12-59
6661	See model 6521	
6721, 6761, Chassis 101.622 101.622-1	Schematics, voltage, socket, trimmers, parts layout, alignment	12-61
6751, Chassis 101.623, 101.623-1	Schematics, voltage	12-62
	Socket, trimmers, parts layout, data	12-56
	Alignment	12-58
6751-A, Chassis 101.636	Schematic, voltage, socket, trimmers, parts layout	12-63
	Alignment	12-58
6761	See model 6721	
6761A	See model 6621	
6821, Chassis 110.416, 110.416A	Schematic, voltage, socket, trimmers, alignment	12-64
6861, Chassis 110.412	Schematic, voltage, alignment	12-71
6911, Chassis, 110.417	Schematic, voltage	13-47
	Alignment, notes	13-48
6921	See model 6621	
6951, Chassis 110.411	Schematic, voltage	13-47
	Alignment, notes	13-48
6961	See model 6521	
7004, 7006, 7008, Chassis 132.812-A, -B, 132.812-1, -1A, -1B, 132.812-2, -2A, -2B, 132.812-3, -3A, -3B	Schematic, voltage, changes	13-49
	Alignment, socket, trimmer, chassis	13-50
7005, 7007, 7009, Chassis 132.813-A, -B, 132.813-1, -1A, -1B, 132.813-3	Schematic, voltage, socket, trimmer, chassis	13-51
	Alignment, changes, notes	13-52
7006	See model 7004	
7007	See model 7005	
7008	See model 7004	
7009	See model 7005	
7010, 7034, Chassis 100.363	Schematic, parts list	13-53
	Socket, trimmer	13-54
	Voltage, alignment	13-55
7010, 7034, Chassis 100.363-1	Schematic, socket, trimmer, voltage	13-54
	Parts list	13-53
	Alignment, change	13-55
7011, 7035, Chassis 100.380	Schematic	13-56
7011, 7035, Chassis 100.380-1	Schematic, changes	13-56
7016, 7031A, Chassis 100.364 7016, 7031A, Chassis 100.364-1	Schematic, parts list	13-57
	Schematic, changes	13-57
	Alignment, voltage, socket, trimmer	13-58
7017, 7032, Chassis 100.381-1	Schematic, changes	13-60
7024, 7026, Chassis 132.806	Schematic, voltage, socket, trimmer, chassis	13-61
	Alignment	13-62
7024, 7026, Chassis 132.806-1	Schematic, alignment	13-62
7025, Chassis 132.807, Chassis 132.807-1	Schematic, voltage, socket, trimmer, alignment, chassis	13-63
	Changes	13-63
7026	See model 7024	
7031A	See model 7016	
7032	See model 7017	
7034	See model 7010	
7035	See model 7011	

SEARS, ROEBUCK & CO.—(Cont.)		SEARS, ROEBUCK & CO.—(Cont.)	
MODEL	PAGE	MODEL	PAGE
7036, Chassis 110.421	Schematic, voltage ..... 13-65	7246, 7251, Chassis	
	Alignment, socket, trimmer ..... 13-66	110.988-1A, 110.988-2	Schematic, socket, trimmers ..... 11-120
7037, Chassis 141.415	Schematic, voltage, alignment ..... 13-64	7250, Chassis 110.258-1	Schematic, voltage, socket, trimmers ..... 11-97
	Socket, trimmer, chassis, drive-cord data ..... 13-86		Alignment, tuner ..... 11-98
7038, Chassis 101.653	Schematic, voltage, alignment, drive-cord data ..... 13-67	7251, Chassis 110.988	Schematic, socket, trimmers ..... 11-120
	Socket, trimmer, chassis ..... 13-68		Alignment, tuner ..... 11-98
7039, Chassis 100.359	Schematic ..... 13-69	7300 (Export), Chassis 126.216	Schematic, voltage, phono connections ..... 11-121
	Voltage, alignment, socket, trimmer ..... 13-70		Chassis wiring, socket, trimmers, dial notes ..... 11-122
7048, Chassis 101.657	Schematic, alignment, voltage, drive-cord data ..... 13-71		Alignment ..... 11-123
	Socket, trimmer, chassis ..... 13-68	7305 (Export), Chassis 126.217	Schematic, voltage ..... 11-125
7054, Chassis 110.426	Socket, trimmer ..... 13-44		Chassis wiring, socket, trimmers, notes ..... 11-126
	Schematic, alignment ..... 13-72		Alignment ..... 11-127
7055, Chassis 110.427	Alignment ..... 13-72		Phonograph data, dial ..... 11-128
	Schematic, voltage ..... 13-73	7306 (Export), Chassis 126.218	Schematic, voltage ..... 11-124
7056, Chassis 141.417	Schematic, voltage, alignment ..... 13-75		Chassis wiring, socket, trimmers, notes ..... 11-126
	Socket, trimmer, chassis, notes ..... 13-76		Alignment ..... 11-127
7057, Chassis 141.418	Schematic, voltage ..... 13-77		Phonograph data, dial ..... 11-128
	Alignment, socket, trimmer, chassis ..... 13-78	7307 (Export), Chassis 126.220	Schematic, voltage ..... 11-125
7058, Chassis 110.428	Schematic, voltage ..... 13-79		Chassis wiring, socket, trimmers, notes ..... 11-126
	Alignment, socket ..... 13-80		Alignment ..... 11-127
7059, Phono, Chassis 100.382	Schematic, parts list ..... 13-74		Phonograph data, dial ..... 11-128
7061, Chassis 100.383, Wireless Record Player	Schematic, parts list ..... 13-74	7310 (Export), Chassis 126.219	Schematic, voltage ..... 11-129
7063, Chassis 110.450, Wireless Record Player	Schematic, voltage, notes ..... 13-81		Chassis wiring, socket, trimmers, dial data ..... 11-130
7065, Chassis 101.660	Schematic, voltage, socket, trimmer, chassis ..... 13-83		Alignment ..... 11-131
	Alignment, notes ..... 13-84		Phonograph data, dial ..... 11-128
7067, Chassis 101.662	Schematic, voltage, socket, trimmer, chassis, alignment ..... 13-82	7312 (Export), Chassis 126.221	Schematic, voltage ..... 11-129
7069, Chassis 101.658	Schematic, voltage, alignment ..... 13-85		Chassis wiring, socket, trimmers, dial data ..... 11-130
	Socket, trimmer, chassis, drive-cord data ..... 13-86		Alignment ..... 11-131
7071, Chassis 100.384	Schematic, drive-cord data ..... 13-87		Phonograph data, dial ..... 11-128
	Voltage, alignment, socket, trimmer, push-button data ..... 13-88	7315 (Export), Chassis 126.224	Schematic, voltage, record player ..... 12-65
7083, Chassis 101.686, 7087, Chassis 101.686-B, 7089, Chassis 101.686-A	Schematic, voltage, alignment, notes ..... 13-89		Clarified Schematics ..... C.S. 12-3
	Socket, trimmer, chassis, notes ..... 13-90	7318, Chassis 109.369	Socket, trimmers, alignment, parts layout ..... 12-66
7085, Chassis 101.688, 7090, Chassis 101.688-A	Schematic, voltage, notes ..... 13-91		Schematic, socket, trimmers, parts layout ..... 12-67
	Alignment, socket, trimmer, chassis ..... 13-92	7320, Chassis 126.225	Alignment, notes, data ..... 12-68
7087, 7089	See model 7083		Schematic, voltage ..... 13-95
7090	See model 7085		Socket, trimmer, chassis, alignment ..... 13-96
7100, 7114, Chassis 101.661	Schematic, voltage ..... 13-93		Socket, trimmer, drive-cord data ..... 13-39
	Alignment, socket, trimmer, chassis ..... 13-94	7321 (Export), Chassis 162.229	Schematic, voltage, data, power unit ..... 12-69
7104, Chassis 101.644	Schematic, voltage, alignment, socket, trimmer, chassis, drive-cord data ..... 13-101		Socket, trimmers, alignment, parts layout, dial drive ..... 12-70
7114	See model 7100	7322, Chassis 126.231	Schematic, voltage, socket, trimmer, chassis ..... 13-97
7219, Chassis 110.7219	Schematic, socket, tuner trimmers ..... 11-96		Alignment ..... 13-98
7227, 7243, Chassis 110.258	Schematic, socket, trimmers, tuner ..... 11-97	7325 (Export), Chassis 126.226	Schematic, voltage ..... 12-72
	Alignment, tuner ..... 11-98		Socket, trimmers, alignment, parts layout, notes ..... 12-73
7228, Chassis 126.206	Schematic, voltage, dial drive data ..... 11-99		Parts, dial drive, record player, notes ..... 12-74
	Alignment, trimmers, socket ..... 11-101	7327, Chassis 109.370	Schematic, voltage, socket, trimmer ..... 13-99
	Record changer adjustments, notes ..... 11-100		Chassis, alignment notes ..... 13-100
	Chassis wiring, tuner, notes ..... 11-102	7330, Chassis 126.227	Chassis wiring, drive-cord data ..... 13-102
7230, Chassis 126.208	Tuner, phono notes, assemblies ..... 11-103		Schematic, voltage ..... 13-103
	Schematic, voltage, dial drive ..... 11-105		Socket, trimmer, alignment ..... 13-104
	Alignment, socket, trimmers ..... 11-104	7807, Chassis 113.414	Schematic, voltage, chassis, socket, trimmers ..... 11-132
	Chassis wiring, tuner, terminal board ..... 11-106	7814, Chassis 113.504	Schematic, voltage, socket, trimmers, parts layout ..... 12-75
	Notes ..... 11-86		Alignment, notes, data ..... 12-68
7231, Chassis 105.6H	Schematic, socket, trimmers, alignment ..... 11-107	7900, Chassis 126.233, Export	Schematic, voltage ..... 13-105
7232, Chassis 105.6L	Schematic, socket, alignment, trimmers ..... 11-108		Drive-cord data, trimmer, chassis, record-player connections ..... 13-106
7233, Chassis 105.6PU	Schematic, socket, alignment, trimmers ..... 11-109		Alignment, socket, trimmer, notes ..... 13-107
7234, Chassis 105.7MU	Schematic, socket, alignment, trimmers ..... 11-110	8902 Amplifier, Chassis 138.240	Schematic, socket, chassis ..... 13-108
7235, Chassis 105.8KU	Schematic, socket, alignment, trimmers ..... 11-111	8903, 12816 to 12823 incl., Chassis 138.210	Schematic, socket, chassis, notes ..... 13-109
	Tuner data ..... 11-112	8904 Amplifier, Chassis 138.230	Schematic, socket, chassis ..... 13-40
7236, Chassis 105.8TU	Schematic, alignment, socket, trimmers ..... 11-117	8928, 8930, 8950, Chassis 138.190 Amplifier	Schematic, chassis, socket ..... 13-111
	Tuner data ..... 11-112	Chassis 138.190-1, 2, 3	Layouts, notes ..... 13-112
7237, 7239, Chassis 104.709	Schematic, voltage ..... 11-113	8960 Amplifier, Chassis 138.140	Schematic, chassis, socket, notes ..... 13-110
	Socket, trimmers, coils, alignment, voltage, voltage connections ..... 11-114	8970 Amplifier, Chassis 138.160	Schematic, notes ..... 13-113
7241, 7241A, Chassis 109.246	Schematic, voltage, socket, trimmers, alignment ..... 11-115	8980 Amplifier, Chassis 138.170	Schematic, notes ..... 13-114
	Automatic tuner data ..... 11-116		See model 8903
7242, 7242A, Chassis 109.190	Schematic, socket, alignment, trimmers ..... 11-118	12816 to 12823	See model S-61
	Automatic tuner data ..... 11-116	100.350 Chassis	See model S-61
7243	See model 7227	100.351 Chassis	See model R1261
7244, Chassis 110.907	Schematic, voltage, socket, trimmers, alignment ..... 11-119		
7245, Chassis 107.375	Schematic, voltage, socket, trimmers ..... 11-133		
	Alignment, trimmers, tuner ..... 11-134		
	Tuner data ..... 11-112		
	Auto, record changer ..... 12-76		

## SEARS-ROEBUCK

SEARS, ROEBUCK & CO.—(Cont.)		PAGE	SEARS, ROEBUCK & CO.—(Cont.)		PAGE
MODEL			MODEL		
100.353 Chassis	See model	1591	101.583-2 Chassis	See model	6438B
100.355 Chassis	See model	5844	101.584 Chassis	See model	6346
100.356 Chassis	See model	5849	101.584-1 Chassis	See model	6346
100.359 Chassis	See model	7039	101.584-2 Chassis	See model	6346
100.363, 100.363-1 Chassis	See model	7010	101.584-3 Chassis	See model	6346
100.364, 100.364-1 Chassis	See model	7016	101.584-4 Chassis	See model	6346
100.380, 100.380-1 Chassis	See model	7011	101.584-5 Chassis	See model	6346
100.381-1 Chassis	See model	7017	101.585 Chassis	See model	6320
100.382 Chassis	See model	7059	101.590 Chassis	See model	6447
100.383 Chassis	See model	7061	101.590-1 Chassis	See model	6447
100.384 Chassis	See model	7071	101.590-2 Chassis	See model	6447
101.503-1 Chassis	See model	4620A	101.590-3 Chassis	See model	6447
* 101.507-1 Chassis	See model	6075	101.590-4 Chassis	See model	6447
* 101.508 Chassis	See model	6109	101.590-5 Chassis	See model	6447
101.535 Chassis	See model	6133	101.594 Chassis	See model	6382
101.546 Chassis	See model	6119	101.593 Chassis	See model	6400A
101.546-1 Chassis	See model	6119	101.593-A Chassis	See model	6400A
101.546-1A Chassis	See model	6120	101.593-B Chassis	See model	6400A
101.547 Chassis	See model	6025	101.595 Chassis	See model	6497
101.547A Chassis	See model	6128	101.598 Chassis	See model	6302
101.547-1 Chassis	See model	6128	101.599 Chassis	See model	6441
101.547-1B Chassis	See model	6231	101.602 Chassis	See model	2061
101.548 Chassis	See model	6056	101.603 Chassis	See model	2541
101.549 Chassis	See model	6155	101.604 Chassis	See model	2551
101.550 Chassis	See model	6262	101.605 Chassis	See model	2511
101.551 Chassis	See model	6264	101.606 Chassis	See model	2761
101.552 Chassis	See model	6214	101.609 Chassis	See model	R1161
101.552A Chassis	See model	6214	101.610-1 Chassis	See model	R1171
101.553 Chassis	See model	6218	101.611 Chassis	See model	R1181
101.553A Chassis	See model	6218	101.612 Chassis	See model	R71
101.554 Chassis	See model	6208	101.612-A Chassis	See model	R71
101.555 Chassis	See model	6158	101.613 Chassis	See model	R81
101.555-1 Chassis	See model	6158	101.614 Chassis	See model	R101
101.556 Chassis	See model	6151	101.614-1 Chassis	See model	R101 (Late)
101.556-1 Chassis	See model	6151	101.615 Chassis	See model	R111
101.557 Chassis	See model	6130	101.616 Chassis	See model	R121
101.557-1 Chassis	See model	6130	101.617 Chassis	See model	R5561
101.558 Chassis	See model	6260	101.618 Chassis	See model	R5501
101.561 Chassis	See model	6261	101.619 Chassis	See model	5511
101.562 Chassis	See model	6263	101.620 Series Chassis	See model	6551
101.563 Chassis	See model	6266	101.621 Series Chassis	See model	6521
101.563-1A Chassis	See model	6266	101.622 Series Chassis	See model	6721
101.565 Chassis	See model	6400	101.623 Series Chassis	See model	6751
101.565-A Chassis	See model	6400	101.624 Chassis	See model	4552
101.565-B Chassis	See model	6400	101.628, 101.629-1A Chassis	See model	5601A
101.566 Chassis	See model	6403	101.631 Chassis	See model	5571
101.566A Chassis	See model	6403	101.632 Chassis	See model	5621
101.566B Chassis	See model	6403	101.633 Chassis	See model	5661
101.566C Chassis	See model	6403	101.634 Chassis	See model	5581
101.566D Chassis	See model	6403	101.636 Chassis	See model	6751-A
101.566E Chassis	See model	6403	101.637 Chassis	See model	6621
101.566-1 Chassis	See model	6403	101.639 Chassis	See model	R381
101.566-1A Chassis	See model	6403	101.641 Chassis	See model	2451
101.566-1B Chassis	See model	6403	101.642 Chassis	See model	2011
101.566-1C Chassis	See model	6403	101.643 Chassis	See model	2461
101.566-1D Chassis	See model	6403	101.644 Chassis	See model	1704
101.566-1E Chassis	See model	6403	101.645 Chassis	See model	1771
101.566-2 Chassis	See model	6403	101.645-1 Chassis	See model	1771
101.566-2A Chassis	See model	6403	101.645-2 Chassis	See model	1771
101.566-2B Chassis	See model	6403	101.646, 101.646-1 Chassis	See model	1781
101.566-2C Chassis	See model	6403	101.653 Chassis	See model	7038
101.566-2D Chassis	See model	6403	101.657 Chassis	See model	7048
101.566-2E Chassis	See model	6403	101.658 Chassis	See model	7069
101.566-3 Chassis	See model	6403A	101.660 Chassis	See model	7065
101.566-3A Chassis	See model	6403A	101.661 Chassis	See model	7100
101.566-3B Chassis	See model	6403A	101.662 Chassis	See model	7067
101.566-3C Chassis	See model	6403A	101.686, 101.686-A, 101.686-B Chassis	See model	7083
101.566-3D Chassis	See model	6403A	101.688, 101.688-A Chassis	See model	7085
101.566-3E Chassis	See model	6403A	104.709 Chassis	See model	7237
101.567 Chassis	See model	6407	105.6H Chassis	See model	7231
101.567A Chassis	See model	6407	105.6L Chassis	See model	7232
101.567B Chassis	See model	6407	105.6PU Chassis	See model	7233
101.567-1 Chassis	See model	6407	105.7MU Chassis	See model	7234
101.567-1A Chassis	See model	6407	105.8KU Chassis	See model	7235
101.567-1B Chassis	See model	6407	105.8TU Chassis	See model	7236
101.567-2 Chassis	See model	6407	107.375 Chassis	See model	7245
101.567-2A Chassis	See model	6407	107.440-S1 Chassis	See model	5725
101.567-2B Chassis	See model	6407	107.450 Chassis	See model	5710
101.567-3 Chassis	See model	6407A	107.450-2 Chassis	See model	5710A
101.567-3A Chassis	See model	6407A	107.450 Chassis	See model	5727
101.567-3B Chassis	See model	6407A	107.450-S4 Chassis	See model	5750
101.570 Chassis	See model	6324	109.190 Chassis	See model	7242
101.570-1A Chassis	See model	6324	109.199-1 Chassis	See model	6160
101.570-1B Chassis	See model	6324	109.278 Chassis	See model	6106
101.571 Chassis	See model	6321	109.279 Chassis	See model	6177
101.571-1 Chassis	See model	6321	109.279-1 Chassis	See model	6177A
101.571-1A Chassis	See model	6321	109.279-2 Chassis	See model	6185A
101.571-1B Chassis	See model	6321	109.290 Chassis	See model	6256
101.572 Chassis	See model	6325	109.352 Chassis	See model	3051
101.572-1 Chassis	See model	6425	109.352-B Chassis	See model	3051
101.572-2A Chassis	See model	1581	109.353, A, B, C Chassis	See model	3651
101.573 Chassis	See model	6335	109.354-A Chassis	See model	3061
101.573 Chassis	See model	6490A	109.354-B Chassis	See model	3061
101.573-1 Chassis	See model	6490A	109.354-C Chassis	See model	3061
101.573-1B Chassis	See model	6490A	109.355, A, B, C, Chassis	See model	3661
101.574 Chassis	See model	6336	109.355, A, B, C, Chassis	See model	3361
101.574-A Chassis	See model	701	109.357 Chassis	See model	3321
101.574-2B Chassis	See model	R301	109.358 Chassis	See model	5771
101.576 Chassis	See model	6337	109.359 Chassis	See model	5731
101.576-1 Chassis	See model	6437A	109.369 Chassis	See model	7318
101.577 Chassis	See model	6353	109.370 Chassis	See model	7327
101.578 Chassis	See model	6356	110.258 Chassis	See model	7227
101.579 Chassis	See model	6359	110.258-1 Chassis	See model	7250
101.580 Chassis	See model	6350	110.391 Chassis	See model	6274
101.580-1 Chassis	See model	6350	110.391-1 Chassis	See model	6274
101.581 Chassis	See model	6362	110.400 Chassis	See model	R1061
101.582 Chassis	See model	6368	110.401 Chassis	See model	6541
101.583 Chassis	See model	6438	110.402 Chassis	See model	6651
101.583-1 Chassis	See model	6438B			

\* Also see Vol. X index

SEARS-ROEBUCK  
SENTINEL

SEARS, ROEBUCK & CO.—(Cont.)		PAGE
MODEL		
110.403	Chassis	See model 5751
110.409	Chassis	See model 5711
110.410	Chassis	See model 6491-A
110.411	Chassis	See model 6951
110.412	Chassis	See model 6861
110.414, 110.415	Chassis	See model 1661
110.416	Series Chassis	See model 6821
110.417	Chassis	See model 6911
110.418	Chassis	See model 5721
110.421	Chassis	See model 7036
110.426	Chassis	See model 7054
110.427	Chassis	See model 7055
110.428	Chassis	See model 7058
110.450	Chassis	See model 7063
110.907	Chassis	See model 7244
110.982	Chassis	See model 6345
110.982-1A	Chassis	See model 6491
110.982-2	Chassis	See model 6345
110.982-3	Chassis	See model 6345A
110.987	Chassis	See model 6326
110.987-1	Chassis	See model 6326A
110.988	Chassis	See model 7251
110.988-1A	Chassis	See model 7246
110.988-2	Chassis	See model 7246
110.989	Chassis	See model 6329
110.990	Chassis	See model 6327
110.991	Chassis	See model 6372
110.7219	Chassis	See model 7219
113.414	Chassis	See model 7807
113.504	Chassis	See model 7814
115.3885	Chassis	See model 5250
126.206	Chassis	See model 7228
126.208	Chassis	See model 7230
126.209	Chassis	See model 6190
126.210	Chassis	See model 6229
126.216	Chassis	See model 7300
126.217	Chassis	See model 7305
126.218	Chassis	See model 7306
126.219	Chassis	See model 7310
126.220	Chassis	See model 7307
126.221	Chassis	See model 7312
126.222	Chassis	See model 6233
126.223	Chassis	See model 6303
126.224	Chassis	See model 7315
126.225	Chassis	See model 7320
126.226	Chassis	See model 7325
126.227	Chassis	See model 7330
126.229	Chassis	See model 7321
126.231	Chassis	See model 7322
126.233	Chassis	See model 7900
126.311	Chassis	See model 6301
127.620,-1,-2	Chassis	See model 5215
127.630	Chassis	See model 5215
127.6150	Chassis	See model 5215
132.802	Series Chassis	See model 3351
132.803	Series Chassis	See model 3311
132.804	Chassis	See model 3041
132.804-1	Chassis	See model 3041
132.804-1A	Chassis	See model 3041
132.804-1B	Chassis	See model 3041
132.805	Series Chassis	See model 3341
132.806, 132.806-1	Chassis	See model 7024
132.807, 132.807-1	Chassis	See model 7025
132.808	Chassis	See model 5741
132.809	Chassis	See model 5701
132.810	Chassis	See model 3011
132.811	Chassis	See model 3611
132.812,-A,-B,		
132.812-1,-1A,-1B,		
132.812-2,-2A,-2B,		
132.812-3,-3A,-3B	Chassis	See model 7004
132.813,-A,-B,		
132.813-1,-1A,-1B,		
132.813-3	Chassis	See model 7005
133.333	Chassis	See model 6225
136.410	Chassis	See model 6641
137.394	Chassis	See model 5831
137.542	Chassis	See model 5832
138.140	Chassis	See model 8960
138.160	Chassis	See model 8970
138.170	Chassis	See model 8980
138.190,-1,-2,-3	Chassis	See model 8928
138.210	Chassis	See model 8903
138.230	Chassis	See model 8904
138.240	Chassis	See model 8902
138.905	Chassis	See model 5812
139.200	Chassis	See model 4708
139.210	Chassis	See model 5302
139.450	Chassis	See model 4701
139.600	Chassis	See model 4709
139.700	Chassis	See model 5303
141.415	Chassis	See model 7037
141.417	Chassis	See model 7056
141.418	Chassis	See model 7057
145.815	Chassis	See model 5815
533.661	Wincharger 6V. Heavy Duty	
533.692	Wincharger 6V. 15-Amps.	Installation notes ..... 13-115
		Installation notes, concluded ..... 13-116
		Assembly notes ..... 13-117
		Assembly notes, concluded ..... 13-118
		Assembly wiring, notes ..... 13-119
		Electrical checking ..... 13-120
		Service notes ..... 13-121
		Service notes, concluded ..... 13-122
		Assembly drawings ..... 13-123
		Parts list ..... 13-124

(Continued)

SEARS, ROEBUCK & CO.—(Cont.)		PAGE
MODEL		
533.661	Wincharger 6V. Heavy Duty	
533.692	Wincharger 6V. 15-Amps. (Cont.)	Generator adjustments, notes.... 13-125
		Parts list ..... 13-126
<b>SENTINEL RADIO CORP.</b>		
1U-194UL		Schematic, voltage ..... 11-1
		Socket, trimmers, chassis, alignment ..... 11-2
1U-C-194UL, RC-1U-194UL		Schematic, voltage ..... 11-3
		Socket, trimmers, chassis, alignment ..... 11-4
1U-195UL		Schematic, voltage ..... 11-5
		Socket, trimmers, chassis, alignment ..... 11-6
1U-212, 1U-212UL, 212, 212UL		Schematic, voltage, socket ..... 12-1
		Alignment, socket, trimmers ..... 12-2
1U-213XL		Schematic, voltage, socket, battery connections ..... 12-3
1U-213XL, 213P, 213XL		Alignment, socket, trimmers, chassis, power supply schematic ..... 12-4
1U-214U, 1U-214UL, 214UL, 214		Schematic, socket, voltage ..... 12-5
		Alignment ..... 12-2
		Trimmers, socket, chassis ..... 12-14
1U-218, 1U-218UL, 218UL, 218		Schematic, voltage, socket ..... 12-7
		Alignment, trimmers, socket, chassis phono data ..... 12-8
1U-226		See model 226
1U-262		See model 262
1U-263		See model 263
1U-264		See model 264
160BL		Schematic, voltage, chassis, alignment, socket, trimmers ..... 11-42
168B		Schematic, voltage ..... 11-7
		Socket, trimmers, alignment, chassis ..... 11-8
170-BL		Schematic, socket, voltage, alignment, trimmers ..... 12-6
175B		Schematic, voltage ..... 11-9
		Socket, trimmers, chassis alignment ..... 11-10
176B		Schematic, voltage ..... 11-11
		Socket, trimmers, alignment, chassis ..... 11-12
180XL		Schematic, voltage ..... 11-13
		Socket, trimmers, alignment, chassis ..... 11-14
181BL		Schematic, voltage ..... 11-15
		Socket, trimmers, alignment, chassis ..... 11-16
184U, 184UE		Schematic, voltage ..... 11-17
		Socket, trimmers, alignment, chassis ..... 11-18
185A, 185AE		Schematic, voltage ..... 11-19
		Socket, trimmers, alignment, chassis ..... 11-20
186B, 186BE		Schematic, voltage ..... 11-21
		Socket, trimmers, alignment, chassis ..... 11-22
189L		Schematic, voltage ..... 11-23
		Socket, trimmers, alignment, chassis ..... 11-24
190A, 190AE		Schematic, voltage ..... 11-25, 26
		Socket, trimmers, alignment, chassis ..... 11-29
191B, 191BE		Schematic, voltage ..... 11-27, 28
		Socket, trimmers, alignment, chassis ..... 11-30
194UL		Schematic, voltage ..... 11-31
		Socket, trimmers, alignment, chassis ..... 11-32
195UL		Schematic, voltage ..... 11-33
		Socket, trimmers, alignment, chassis ..... 11-34
197X		Schematic, voltage ..... 11-35
		Socket, trimmers, alignment, chassis ..... 11-36
198A, 198AE		Schematic, voltage ..... 11-37
		Socket, trimmers, alignment, chassis ..... 11-38
199A, 199AE		Schematic, voltage ..... 11-39, 40
		Socket, trimmers, alignment, chassis ..... 11-41
200X		Schematic, voltage ..... 11-43
		Socket, trimmers, alignment, chassis ..... 11-44
201XL		Schematic, voltage ..... 11-45
		Socket, trimmers, alignment, chassis ..... 11-46
202BL		Schematic, voltage ..... 11-47
		Socket, trimmers, alignment, chassis ..... 11-48
203UL		Schematic, voltage ..... 11-49
		Socket, trimmers, alignment, chassis ..... 11-50
204A, 204AE		Schematic, voltage ..... 11-51
		Socket, trimmers, alignment, chassis ..... 11-52
205BL		Schematic, voltage ..... 11-53
		Socket, trimmers, alignment, chassis ..... 11-54

# SENTINEL SONORA

MODEL	SENTINEL RADIO CORP.—(Cont.)	PAGE
206A, 206AE, RC206A, RC-206AE	Schematic, voltage	11-55
	Socket, trimmers, alignment, chassis	11-56
207U, 207UE	Schematic, alignment, voltage, socket	12-9, 10
	<i>Clarified Schematics</i> ..... C.S. 12-1, 12-2	
	Socket, trimmers, chassis	12-11
210B	Alignment, socket, trimmers, chassis	12-11
	Schematic, voltage, socket, parts list	12-12
211U	Schematic, voltage, socket, parts list	12-13
	Alignment, trimmers, socket, chassis	12-14
212, 212UL	See model 1U-212	
213P, 213XL	See model 1U-213XL	
214, 214UL	See model 1U-214U	
R-216J, R-216AL	Schematic, voltage, socket, antenna	12-15
	Alignment, trimmers, socket, chassis	12-16
	Recorder, playback, public address	12-17
217, 217P, 219	Schematic, voltage, socket, battery data	12-18
	Alignment, trimmers, socket, chassis	12-19
218, 218UL	See model 1U-218	
220	Schematic, voltage, socket, Alignment, trimmers, socket, chassis	12-20
	Tuner	12-21
221, 221A	Schematic, voltage, socket, Alignment, trimmers, socket, chassis	12-22
	Schematic, voltage, socket, Alignment, trimmers, socket, chassis	12-23
226, 1U-226	Schematic, voltage, Alignment, socket, trimmer, chassis, parts	12-24
227	Schematic, voltage, chassis, battery connections	13-2
	Alignment, changes	13-3
228	Schematic, voltage, Alignment, socket, trimmer, chassis	13-4
	Schematic, voltage, Alignment, socket, trimmer, chassis	13-5
230	Schematic, voltage, Alignment, socket, trimmer, chassis	13-6
	Schematic, voltage, Alignment, socket, trimmer, chassis	13-7
231	Schematic, voltage, Alignment, socket, trimmer, chassis	13-8
	Schematic, voltage, Alignment, socket, trimmer, chassis	13-9
232	Schematic, voltage, note, Alignment, socket, trimmer, chassis	13-10
	Schematic, voltage, note, Alignment, socket, trimmer, chassis	13-11
233	Battery connections, Alignment, Schematic, voltage, socket, trimmer, chassis	13-12
	Schematic, voltage, socket, trimmer, chassis	13-13
234	Schematic, voltage, socket, <i>Clarified Schematics</i> ..... C.S. 12-3	12-25
	Alignment, trimmers, socket, chassis	12-26
235	Schematic, voltage, socket, <i>Clarified Schematics</i> ..... C.S. 12-3	12-27
	Alignment, trimmers, socket, chassis	12-28
236	Schematic, voltage, socket, <i>Clarified Schematics</i> ..... C.S. 12-3	12-29
	Trimmers, socket, chassis, Alignment	12-30
237	Schematic, voltage, socket, <i>Clarified Schematics</i> ..... C.S. 12-3	12-31
	Alignment, Trimmers, socket, chassis	12-32
238	Schematic, voltage, Alignment, socket, trimmer, chassis	13-13
	Schematic, voltage, socket, trimmer, chassis	13-14
239	Schematic, voltage, socket, <i>Clarified Schematics</i> ..... C.S. 12-3	12-33
	Alignment, trimmers, socket, chassis	12-34
	32-volt light plant interference elimination	12-22
240	Schematic, voltage, socket, Alignment, trimmers, socket, chassis	12-32
	Schematic, voltage, socket, Alignment, trimmers, socket, chassis	12-36
241	Schematic, voltage, socket, Alignment, trimmers, socket, chassis	12-35
	Schematic, voltage, socket, Alignment, trimmers, socket, chassis	12-36
242	Schematic, voltage, socket, Alignment, trimmers, socket, chassis	12-37
	Schematic, voltage, socket, Alignment, trimmers, socket, chassis	12-36
243	Schematic, voltage, socket, Alignment, trimmers, socket, chassis	12-38
	Schematic, voltage, socket, Alignment, trimmers, socket, chassis	12-39
249	Schematic, voltage, socket, trimmer, chassis	13-15
	Schematic, voltage, socket, trimmer, chassis	13-16
255	Schematic, voltage, Alignment, socket, trimmer, chassis	13-17
	Schematic, voltage, Alignment, socket, trimmer, chassis	13-18
256	Schematic, voltage, Alignment, socket, trimmer, chassis	13-20
	Schematic, voltage, Alignment, socket, trimmer, chassis	13-21
257	Alignment, socket, trimmer, chassis	13-22
362, 1U262	Schematic, voltage	13-23

MODEL	SENTINEL RADIO CORP.—(Cont.)	PAGE
262, 1U262	Alignment, socket, trimmer, chassis	13-24
263, 1U263	Schematic, voltage, Alignment, socket, trimmer, chassis	13-25
	Schematic, voltage, Alignment, socket, trimmer, chassis	13-26
264, 1U264	Schematic, voltage, Alignment, socket, trimmer, chassis	13-27
	Schematic, voltage, Alignment, socket, trimmer, chassis	13-28
265	Schematic, voltage, Alignment, socket, trimmer, chassis	13-29
	Schematic, voltage, Alignment, socket, trimmer, chassis	13-30
267	Schematic, voltage, Alignment, socket, trimmer, chassis	13-31
	Schematic, voltage, Alignment, socket, trimmer, chassis	13-32
268	Schematic, voltage, Alignment, socket, trimmer, chassis	13-33
	Schematic, voltage, Alignment, socket, trimmer, chassis	13-34
271	Schematic, voltage, Alignment, socket, trimmer, battery	13-35
	Schematic, voltage, Alignment, socket, trimmer, battery	13-36
273	Schematic, voltage, Alignment, socket, trimmer, chassis, socket	13-26
	Schematic, voltage, Alignment, socket, trimmer, chassis	13-37
275	Schematic, voltage, Alignment, socket, trimmer, chassis	13-38
	Schematic, voltage, Alignment, socket, trimmer, chassis	13-39

## SETCHELL-CARLSON INC.

PA-13	Schematic	12-1
14 Amplifier	Schematic	13-1
PA-25	Schematic	12-2
26 Amplifier	Schematic	13-2
55	Schematic, socket	12-2
330	Schematic	11-1
401, 405	Schematic	11-2
407, 408, 4017	Schematic	11-2
411 Radio Dor Phone	Schematic	12-2
412	Schematic	12-3
413	Schematic	12-3
588	Schematic	11-1
589	Schematic	12-4
4017	Schematic	11-2
4160	Schematic	12-4

## SILVERTONE

See SEARS, ROEBUCK & CO.

## SIMPLEX RADIO CO.

HA	Schematic	Misc. 11-7
----	-----------	------------

## SKY-CHIEF RADIO CORP.

A-218	Schematic, notes	11-1
A-219	Schematic	11-2
A-221	Schematic	11-2

## SONORA RADIO & TELEVISION CORP.

Globe Navigator		
Chassis TSG-R	Schematic, voltage, socket, trimmers	12-1
	Alignment, chassis removal	12-2
Phonographs	Operating notes, motor data	13-6
Phonographs	Connections to receivers	13-7
AU chassis	See model AU-10	
BE, BS chassis	Schematic, socket, trimmers, alignment	11-2
BJE chassis	Schematic, socket, trimmers, alignment	11-3
BJI chassis	Schematic, socket, trimmers, alignment	11-4
KB chassis	See model KB-73	
KD chassis	See model KD-75	
KE chassis	See model KE-78	
KF, KFU chassis	Schematic, socket, trimmers	12-4
KNF, KNFU chassis	Schematic, voltage, trimmers, socket	12-3
KTU chassis	Schematic, voltage, socket, alignment, trimmers	12-4
KU chassis	See model KU-9	
KXF, KXFU chassis	Schematic, trimmers, socket	12-5
KY, KYU chassis	Schematic, socket, trimmers	12-6
LC, LCU	Schematic, socket, Alignment	13-1
	Schematic, voltage, socket, trimmers	13-2
LD, LDU chassis	Schematic, voltage, socket, trimmers	12-7
	Alignment	12-2
LKS, LKSU	Schematic, socket, trimmer	13-3
	Alignment	13-2
LMS, LMSU	Schematic, socket, trimmer	13-3
	Alignment	13-2
LQS, LQSU	Schematic, socket, trimmer, alignment	13-2
LR	Schematic, socket, trimmer	13-4
	Alignment	13-2
LZ	Schematic, socket, trimmer	13-10
	Alignment	13-2
P chassis	Schematic, socket, trimmers	11-10
PL chassis	Schematic, socket, trimmers, alignment	11-11
Q, QA chassis	Schematic, socket, alignment, trimmers	11-12
	Tuner data	11-14
SL chassis	Schematic, socket, alignment, trimmers	11-13
	Tuner data	11-14
SM chassis	Schematic, socket, alignment, trimmers, tuner	11-14

SONORA RADIO & TELEVISION CORP.—(Cont.)		PAGE
MODEL		
TB chassis	Schematic, socket, trimmers, alignment	11-15
	Phonograph data	11-8
TC chassis	Schematic, socket, trimmers, alignment	11-16
	Tuner data	11-14
TD chassis	Schematic, socket, alignment, trimmers	11-17
	Tuner data	11-14
TF chassis	See model TF-39	
TH chassis	See model TH-46	
TJ chassis	See model TJ-62	
TJF chassis	Schematic, socket, alignment, trimmers	11-21
	Phonograph data	11-8
TK chassis	See model TK-44	
TKE, TPE chassis	Schematic, socket, trimmers	11-22
TL chassis	Schematic, socket, trimmers, alignment	11-23
	Tuner data	11-14
TM chassis	Schematic, socket, trimmers, alignment	11-24
	Tuner data	11-14
TN chassis	See model TN-45	
TNE chassis	Schematic, socket, alignment, trimmers	11-25
TNF chassis	See model TNF-60	
TP chassis	See model TP-108	
TR chassis	See model TR-53	
TS chassis	Schematic, socket, alignment, trimmers	11-16
TSA chassis	See model TN-45	
TSB, TSBU chassis	See model TSB-47	
TSG-R chassis	See model Globe Navigator	
TT chassis	See model TT-64	
TV, TVU chassis	See model TV-48	
TW, TWU chassis	See model TW-49	
TX chassis	See model TX-53	
TXF chassis	See model TXF-67	
TY, TYI chassis	See model TY-54	
TZ chassis	Schematic, alignment, trimmers, socket	12-10
	Tuner, phono and television connection	12-12
XL chassis	Schematic, alignment, trimmers, socket, battery data	12-14
KU-9, chassis KU	Schematic, socket, alignment, trimmers	11-9
	Noise notes	11-1
AU-10, chassis AU	Schematic, socket, trimmers, alignment, noise notes	11-1
W-17, W-19, W-24	Phono oscillator schematic and data, microphone attachment	12-13
TE38, TE40, TE41, Phono	Schematic	13-5
TF-39, chassis TF	Schematic, socket, trimmers, alignment	11-18
	Phonograph data	11-8
TK-44, chassis TK	Schematic, socket, trimmers	11-22
TN-45, chassis TN, TSA-105		
TSA-106, chassis TSA	Schematic, socket, alignment, trimmers	11-20
TH-46, chassis TH, Early, Late	Schematic, socket, alignment, trimmers, changes	11-19
TSB-47, chassis TSB, TSBU	Schematic, voltage, socket, trimmers	12-8
TV-48, chassis TV, TVU	Schematic, alignment, trimmers, socket	12-9
TW-49, chassis TW, TWU	Schematic, socket, alignment, trimmers	11-28
	Tuner data	11-14
TR-53, chassis TR	Schematic, socket, alignment, trimmers	11-27
	Tuner data	11-14
TX-53, TX-58, chassis TX	Schematic, socket, alignment, trimmers	11-29
	Tuner data	11-14
TY-54, chassis TY, TYI	Schematic, socket, alignment, trimmers	11-30
	Tuner data	11-14
TNF-60, TNF-68, chassis TNF	Schematic, socket, alignment, trimmers	11-26
	Phonograph data	11-8
TJ-62, TJ-63, chassis TJ	Schematic, socket, trimmers, alignment	11-20
TT-64, chassis TT	Schematic, socket, alignment, trimmers	11-28
	Tuner data	11-14
TXF-67, chassis TXF	Schematic, alignment, trimmers, socket	12-11
	Tuner	12-12
KB-73, chassis KB	Schematic, socket, alignment, trimmers, battery data	11-5
KD-75, chassis KD	Schematic, socket, alignment, trimmers	11-6
	Battery data	11-5
KE-78, chassis KE	Schematic, socket, alignment, trimmers	11-7
	Phonograph data	11-8
KWU78, KWU79, Phono	Schematic	13-5
KVU-85, KVU-97	Phonograph oscillator schematic	12-9
TSA-105, TSA-106, chassis TSA	See model TN-45	
TSU-105	Schematic, voltage, socket, trimmers	12-8
TP-108, chassis TP	Schematic, socket, trimmers	11-10

SONORA RADIO & TELEVISION CORP.—(Cont.)		PAGE
MODEL		
MTF-164	Schematic, socket, trimmer	13-8
	Alignment	13-2
LV-181, LV-186	Schematic, socket, trimmer	13-9
LV-181, KL-185, LV-186	Alignment	13-10
<b>SPARKS WITHINGTON CO.</b>		
(SPARTON)		
8 Series	Schematic	13-1
	Voltage, alignment	13-2
	Socket, trimmer	13-3
11-36	Socket, trimmer	13-4
	Schematic	13-5
	Voltage, alignment	13-6
411-1, 4121	Schematic	13-7
	Voltage, alignment, socket, trimmer	13-8
500CB, 500CG, 500CR, 500Y, 500Z	Schematic, voltage, alignment, trimmers, socket	12-1
511, 511U	Schematic	12-2
520, 520M	Schematic, voltage, alignment, socket, trimmers	11-1
530X	Schematic, voltage, alignment, socket, trimmers	11-2
531X, 532X	Schematic	13-9
	Voltage, alignment, socket, trimmer	13-10
540LX	Schematic, voltage, alignment, socket, trimmers	11-3
540SX	Schematic, voltage, alignment, socket, trimmers	11-4
541SX	Schematic	12-3
550M	Voltage, alignment, trimmers	12-4
570M	Schematic, voltage, alignment, socket, trimmers	11-5
570M	Schematic, voltage, alignment, socket, trimmers	11-6
580X	Schematic, voltage, alignment, socket, trimmers	11-9
581X	Schematic, voltage, alignment, trimmers	12-5
590-1	Schematic, changes	11-7
	Alignment, voltage, socket, trimmers	11-8
601-B	Schematic, voltage, alignment, trimmers, socket	12-7
601MS	Schematic, voltage, alignment, trimmers, socket	12-8
620M, 690M	Schematic, voltage, alignment, socket, trimmers	11-10
640LX, 740LX, 740LX-PA	Schematic	11-11
	Voltage, alignment, trimmers	11-12
640SX, 740SX, 740SX-PA	Schematic	11-13
	Voltage, alignment, trimmers	11-12
651, 651D, 651-SX, 651-SXD, 651-SXP	Schematic, voltage	12-9
	Alignment, trimmers, socket	12-10
652X, 652XD	Schematic	13-11
	Alignment, voltage	13-12
	Socket, trimmer	13-13
660M	Schematic, voltage, alignment, socket, trimmers	11-14
661RP	Schematic, alignment	12-11
	Voltage, trimmers, socket, recorder	12-12
670-6L, 670-6S	Schematic, voltage, socket	11-15
	Alignment, trimmers	11-16
711X	Schematic, voltage, alignment, trimmers, socket	12-6
740LX, 740LX-PA	See model 640LX	
740SX, 740SX-PA	See model 640SX	
760PS	Schematic, socket, voltage, alignment, trimmers	11-17
761	Schematic, voltage, trimmers, socket	12-13
	Alignment	12-12
770, 770PA, 880A	Schematic, socket, voltage, alignment, trimmers	11-18
782PA	Schematic, voltage	12-15
	Alignment, trimmers, socket	12-16
831X	Schematic, voltage	12-17
	Alignment, trimmers, socket	12-10
880	Schematic, voltage	11-19
	Alignment, socket, trimmers	11-20
940LX, 940SX	Schematic	11-21
	Alignment, voltage, socket, trimmers	11-22
1071-PA, 1071-PAD	Schematic, voltage	12-18
	Alignment, trimmers, socket	12-20
	Special alignment scale	12-22
1071-RPA	Schematic, voltage	12-19
	Alignment, trimmers, socket	12-20
	Special alignment scale	12-22
1081	Schematic, voltage	12-21
	Special alignment scale	12-22
	Alignment	12-26
1091	Schematic	12-23
	Voltage, alignment, trimmers, socket	12-24
1160	Schematic	11-23
	Voltage, alignment, socket, trimmers	11-24
1271	Schematic, alignment	13-17
	Socket, trimmer, voltage	13-18
1281	Schematic, voltage, alignment	12-14
	Special alignment scale	12-22
1291-RPA	Schematic, voltage	12-25
	Alignment, trimmers, socket	12-26



# SPARKS SPIEGEL

MODEL	SPARKS WITHINGTON CO.—(Cont.)	PAGE
4121	See Model 411-1	
6021	Alignment, voltage	13-14
	Schematic	13-15
	Socket, trimmer	13-16
6521	Schematic, socket, trimmer	13-19
	Voltage, alignment	13-20

## SPIEGEL, INC. (AIR CASTLE)

KB chassis	See model A2130	
KD chassis	See model A2122	
P chassis	See model W130	
QT chassis	See model W200	
SL chassis	See model W300	
SM chassis	See model 204	
TC chassis	See model W102	
TF chassis	See model W134	
TL chassis	See model W302	
TM chassis	See model W216	
TP chassis	See model Z7008-9	
TSA chassis	See model A2002	
1BR50, 1BR50P chassis	See model A2125	
1T chassis	See model 2006	
MX-2 chassis	See model 1902	
2P7452	See model W404	
ML-4 chassis	See model 1904	
5A chassis	See model 2014	
B5 chassis	See model A2006	
F5 chassis	See model A2132	
5L chassis	See model W112	
5N chassis	See model Z7126	
Z5P7026	Schematic, socket, trimmers	11-1
Z5P7112	Schematic, socket, trimmers	11-1
6A chassis	See model 2006	
6B chassis	See model 2002	
H6 chassis	See model 1142	
6TAC chassis	See model V1068	
7C-PH chassis	See model A2080	
8A5 chassis	See model 1008	
80 chassis	See model Z7028	
9-627 chassis	See model W400	
10-70 chassis	See model A2026	
AU10 chassis	See model W408	
10M chassis	See model 4534	
BP11S chassis	See model A2136	
BP12 chassis	See model A2134	
14-154-5 chassis	See model 5002	
KR20 chassis	See model W122	
25 chassis	See model 2222	
T40	Schematic, alignment, socket, trimmer	13-1
O-44 chassis	See model A2104	
O-51 chassis	See model Z7002	
55 chassis	See model Z305	
O-61 chassis	See model Z7018	
68B chassis	See model 6700	
O-77 chassis	See model Z7026	
80B chassis	See model 1304	
RE-84 chassis	See model 520	
W102, Ch. TC	Schematic, trimmers, socket	12-1
	Tuner	13-2
W104, W108, W114, W120, W150, W164, Z7056, Z7058	Schematic	13-3
	Voltage, alignment, socket, trimmer, tuner	13-4
W112, Z7010, Z7011, Z7012, chassis 5L	Schematic	13-5
	Alignment, socket, trimmer, voltage	13-6
W116	Schematic, note	13-3
118B chassis	See model Z7108	
119B chassis	See model A2204	
W120	See model W104	
W122, Chassis KR20	Schematic	13-7
	Alignment, voltage, notes	13-8
	Schematic, voltage, socket	11-3
128B	Alignment	11-2
	Chassis, trimmers	11-4
130-130U chassis	See model A2120	
W-130, (late), chassis P	Schematic, trimmers, socket	12-2
W-132, V-1032, chassis 601	Schematic, tuner, alignment, trimmers, socket	12-3
W-134, Z-7124, chassis TF	Schematic, trimmers, socket, battery data	12-4
	Phono data	12-16
142, 154, 6602, 6650, chassis 725	Schematic, socket, trimmers, alignment	11-5
W150, W164	See model W104	
W154, W156	Schematic, alignment, socket, trimmer	13-11
W166, 720, Z7000, Z7014, Z7016, Z7050, Z7064	Schematic	13-57
175B chassis	See model A2154	
175E chassis	See model A2004	
176B chassis	See model Z7116	
W180	Schematic, socket, trimmer	13-9
	Tuner data, notes	13-10
184 chassis	See model 2208	
187B chassis	See model W314	
190 chassis	See model 4504	
194U chassis	See model A2012	
W200, W230, W240, W254, W264, W270, Z7200, Chassis QT	Schematic, socket, trimmer	13-65
	Alignment, push-button data	13-66

MODEL	SPIEGEL, INC.—(Cont.)	PAGE
204, Chassis SM	Schematic, socket, trimmer, alignment, tuner	13-2
204 chassis	See model A2056	
W216 chassis TM	Schematic, trimmers, socket	12-5
	Tuner	13-2
222 chassis	See model V1116	
W230, W240, W254, W264, W270	See model W200	
297 chassis	See model Z7456	
W-300, W-312, chassis SL	Schematic, trimmers, socket, rear switch	12-6
	Tuner	13-2
W302, Chassis TL	Schematic, alignment, socket, trimmer	13-17
	Tuner	13-2
W310, Late	Schematic, voltage	13-12
	Socket, trimmer, chassis	13-13
	Alignment, parts list	13-14
W314, W316, Chassis 187B...	Schematic, voltage	13-15
	Alignment, socket, trimmer, chassis	13-16
W320, W330, chassis 553	Schematic, alignment	12-9
W400, V1148, chassis 9-627...	Schematic, voltage, trimmers, socket, alignment, ammeter lead data, generator condenser data	12-7
	Antenna, distributor suppressor, tuner	12-8
402 chassis	See model AP2004	
W404, A2460, 27452, 2P7452	Schematic, socket, trimmer	13-18
405 chassis	See model V1216	
W406, Z7450, Chassis 620	Schematic, socket, trimmer, alignment	13-19
W408, chassis AU-10	Schematic, alignment, trimmers, socket, motor noise elimination	12-10
510 chassis Early	See model A2454	
510	Schematic, alignment, socket, trimmer	13-20
520, Chas. RE-84	Schematic, socket, trimmer, alignment	13-21
525 chassis	See model 6606	
529 chassis	See model 1050	
T530 chassis	See model EP-2000-1	
536 chassis	See model 6606	
540, 541	Schematic	13-5
542, 543	Schematic	13-22
553 chassis	See model W320	
559 chassis	See model 579	
560-1 chassis	See model Z7104	
560B	Schematic	13-22
	Alignment, socket, trimmer	13-28
561-561M chassis	See model A2108	
562 chassis	See model 4402	
571-1	Schematic, voltage, alignment, socket, trimmer	13-23
579, 1140, 1141, Chassis 559; V1140, 2307, 2308, chassis 101505; T2307, Chassis 101505, 599	Schematic, socket, trimmer, alignment	13-24
600 chassis	See model 6714	
601 chassis	See model W132	
610 chassis	See model A2454	
611 chassis	See model A2100	
620 chassis	See model W406	
620N chassis	See model A2450	
621	Schematic, socket, trimmer, alignment	13-25
629 chassis	Schematic, voltage, alignment, socket, trimmer	13-26
631 chassis	See model A2200	
645 chassis	See model 2056	
660 chassis	See model 6810	
701 chassis	See model 5004	
710 chassis	See model A2462	
720	See model W166	
721 chassis	See model A2050	
722 chassis	See model EP2010	
725 chassis	See model 142	
751	Schematic, socket, trimmer, voltage, alignment	13-33
752	Schematic, socket, trimmer	13-27
	Voltage, alignment	13-28
821 chassis	See model A2000	
832, 932	Schematic	13-29
	Voltage, alignment, socket, trimmer	13-30
902 chassis	See model V1224	
912 chassis	See model Z7054	
932	See model 832	
961-1061 chassis	See model A2052	
1008, 1009, chassis 8A5 (1939) 2012, 2013, chassis 8A5 (1938)	Schematic, alignment	11-6
1012 chassis	See model A2054	
V1032	See model W132	
1050, 1051, V1050, Chassis 529	Schematic, socket, trimmer	13-31
	Voltage, alignment, push-button data	13-32
V1068, Chassis 6TAC	Schematic, socket, trimmer	13-34
1075B chassis	See model 5104	
1091B chassis	See model 4510	
1095B chassis	See model A2104	
1098E chassis	See model 4000	
V1116, chassis 222	Schematic	13-39

(Continued)

MODEL	SPIEGEL, INC.—(Cont.)	PAGE
V1120 (Cont.)	Schematic, socket, trimmer, tuner, voltage	13-35
1140, V1140, 1141	See model 579	
1142, 1143, 2300, 2301, 4215, V-1142, T-2300, chassis H-6	Schematic	12-11
V1148	See model W400	
1204, 1205, 1206, 1207, chassis 80B	Schematic, voltage, socket	11-7
	Chassis, socket, trimmers	11-2
V1216, Chassis 405	Schematic, socket, trimmer, alignment, tuner	13-36
V1224, chassis 902	Schematic	13-39
1271 chassis	See model A2062	
1271SP	Schematic, voltage, alignment, socket, trimmer	13-37, 38
1555	Schematic, socket, trimmer, alignment	13-40
1831	Schematic, tuner	13-41
	Voltage, alignment, socket, trimmer	13-42
1902, 1917, 1926, 1936, 1959, 1971, 1980, 4503, 4506, 4525, 4530, 4532, chassis MX-2	Schematic, alignment	11-9
1904, 1916, 1952, 1965, chassis ML-4	Schematic	11-8
	Alignment	11-20
A-2000 chassis 821	Schematic, voltage, alignment, trimmers, socket	12-12
EP2000-1, DP7001-2, Chassis T530	Schematic, socket, trimmer, alignment	13-69
2002, 2003, 2020, 2021, 2052, 2074, 2075, Chassis 6B	Schematic, socket, trimmer, alignment	13-45
A-2002, Z7006, chassis TSA	Schematic, voltage, trimmers, socket	12-1
EP2002-3, DP7002-3	Schematic, socket, trimmer, alignment	13-70
2004, 2005, 2082, 2083, T-2004, T-2054, T-2082, chassis 175E	Schematic, trimmers, socket	12-13
	Tuner, alignment	12-14
AP-2004, AP-2005, chassis 402	Schematic	12-40
2006, 2007, 4040, chassis 6A	Schematic, socket, alignment, trimmers	11-10
	Alignment	11-6
2006, 2007, chassis 1T	Schematic, voltage, alignment	12-15
A-2006, chassis B5	Schematic, voltage, alignment	12-16
A2008, A2010, A2016, A2022	Schematic	13-43
	Voltage, alignment, socket, trimmer	13-44
EP2010, DP7012-50-60, Chassis 722	Schematic, voltage	13-71
	Alignment, push-button data	13-72
2012	See model 1008	
A-2012, chassis 194U	Schematic, voltage, socket	12-17
	Socket, trimmers, chassis, alignment	12-18
2014, 2015, 2016, chassis 5A	Schematic, socket, tuner, alignment, trimmers	11-11
2016	See model A2008	
2020, 2021	See model 2002	
A2022	See model A2008	
A2026, chassis 10-70 (Early)	Schematic, voltage, trimmers, socket	12-24
	Tuner	12-11
	Tuner	12-29
A2050, chassis 721	See model 2002	
2052	See model 2002	
A2052, A2060, A2062, chassis 961-1061	Schematic, voltage, alignment, trimmers, socket	12-19
	Tuner	12-29
A2054, chassis 1012	Schematic, alignment, socket, trimmer	13-46
T2054	See model 2004	
2056, 2057, chassis 645	Schematic, voltage, socket, trimmers, alignment	11-12
A2056, chassis 204	Schematic, voltage, socket	12-20
	Socket, trimmers, chassis, alignment	12-18
EP2060	Schematic	13-73
	Push-button data	13-78
	Voltage, alignment, socket, trimmer	13-74
	Tuner	12-29
A2062, chassis 1271	See model 2002	
2074, 2075	See model 2002	
A2080, Z7080, chassis 7C-PH.	Schematic, alignment, trimmers, socket, voltage	12-21
	Automatic record changer, tuner	12-22
2082, T2082, 2083, T2083	See model 2004	
A2100, A2150, chassis 611	Schematic, voltage, alignment, trimmers, socket	12-25
	Tuner	12-29
2104, 2105, 2106, 2107, chassis 1095B	Schematic, voltage, socket	12-23
	Trimmers, socket, chassis	12-24
A2104, chassis O-44	Schematic, socket, trimmer, alignment	13-47
EP2104, DP7108, chassis 5821M	Schematic, voltage	13-75
	Alignment, socket, trimmer	13-76
	Push-button data	13-72

MODEL	SPIEGEL, INC.—(Cont.)	PAGE
A-2108, A-2112, A-2116, chassis 561-561M	Schematic, voltage, alignment, trimmers, socket	12-26
A2120, chassis 130, 130U	Schematic, trimmers, socket	12-27
EP2120, DP7120	Schematic, notes	13-77
A-2122, chassis KD	Schematic, trimmers, socket	12-28
	Battery data	12-30
A2125, chassis 1BR50, 1BR50-P	Schematic, trimmers, socket	12-29
A2130, chassis KB	Schematic, trimmers, socket, battery data	12-30
A-2132, chassis F5	Schematic, voltage, alignment	12-15
	Trimmers, socket	12-16
A2134, chassis BP12	Schematic	13-48
A2136, chassis BP11S	Schematic	13-49
A2150	See model A2100	
A2154, Z7108 (Late), chassis 175B	Schematic, voltage, socket	12-31
	Alignment	12-18
	Trimmers, socket	12-32
A2200, A2250, chassis 631	Schematic, voltage, alignment, trimmers, socket	12-33
	Tuner	12-29
A2204, Z7208, chassis 119B	Schematic, voltage, socket	12-35
	Trimmers, socket, chassis	12-36
2208, 2209, 2210, 2211, chassis 184	Schematic, trimmers, socket	12-27
2222, 2223, 2224, 2225, chassis 25	Schematic, alignment	11-16
2300, 2301, T2300	See model 1142	
2305, 2306, chassis 55	Schematic, socket, trimmer, alignment	13-50
2307, T2307, 2308	See model 579	
A2450, chassis 620N	Schematic, socket, trimmer, tuner, alignment	13-51
A2454, Z7460, chassis 510; A2456, Z7462, chassis 610	Schematic, trimmers, alignment, socket, 610 tuner	12-34
2460, Late	Schematic	13-52
	Alignment, socket, trimmer	13-10
A2460	See model W404	
A-2462, chassis 710	Schematic, alignment	12-40
	Chassis, socket, trimmer, antenna data	13-53
4000, 4020, chassis 1098AE	Schematic, voltage, socket	11-17
	Chassis, socket, alignment, trimmers	11-18
4040	See model 2006	
4215	See model 1142	
4402, 4410, chassis 562	Schematic, voltage, alignment, socket	11-19
4503, 4506	See model 1902	
4504, 4507, 4536, 9936, chassis 190	Schematic, alignment	11-20
4510, 4556, chassis 1091B	Schematic, voltage, alignment, socket	11-21
	Automatic tuner assembly, data	11-13
	Push-button tuner assembly, notes, parts	11-14
	Drive cord data	11-15
4525, 4530	See model 1902	
4534, chassis 10M	Schematic, voltage, alignment	11-22
5002, chassis 14-154-5	Schematic, alignment, trimmers, socket	12-9
5004, 5005, 5056, chassis 701	Schematic, voltage, alignment, trimmers, socket	11-26
CP5020, CP5060, CP5062	Schematic, voltage	13-54
5104, 5152, chassis 1075B	Schematic, voltage, chassis, alignment, socket, trimmers	11-23, 24
5120, 5121	Schematic, adjustments	13-54
5821M chassis	See model EP2104	
LB6517, LB6518	Schematic, alignment, voltage	13-55
6602	See model 142	
6606, chassis 525	Schematic, socket, trimmers, alignment	11-25
6606, chassis 536	Schematic, voltage	12-37
KG6628	Schematic, alignment	13-56
6650	See model 142	
6700, chassis 68B	Schematic, voltage, socket, trimmers	11-27
6714, 6758, chassis 600	Schematic, alignment, socket, trimmers	11-28
6810, chassis 660	Schematic	13-34
Z7000	See model W166	
DP7001-2	See model EP2000-1	
Z7002, chassis O-51	Schematic, voltage, socket, trimmer, alignment	13-58
DP7002-3	See model EP2002-3	
Z7006	See model A2002	
Z-7008-9 (Late) chassis TP	Schematic, trimmers, socket	12-2
Z7010, Z7011, Z7012	See model W112	
DP7012-50-60	See model EP2010	
DP7014	Schematic, push-button data	13-78
	Voltage, alignment	13-79
	Socket, trimmer, notes	13-86
Z7014, Z7016	See model W166	
Z7018, chassis O-61	Schematic, voltage, socket, trimmer, alignment	13-59
Z7026, chassis O-77	Schematic, voltage, socket, trimmer, alignment	13-60
Z7028, chassis 8C	Schematic, socket, trimmer, alignment	13-61
Z7030	Schematic, voltage, socket, trimmer, alignment	13-62
DP7050, DP7060	See model DP-7012	

# SPIEGEL STEWART-WARNER

MODEL	SPIEGEL, INC.—(Cont.)	PAGE
Z7050, Z7064	See model W166	
Z7054, Z7062	Schematic, alignment, socket, trimmer	13-63
Z7056, Z7058	See model W104	
Z7062	See model Z7054	
Z7080	See model A2080	
DP7108	See model EP2104	
Z7100, Z7154	Schematic, voltage	13-29
Z7104, Z7150	Schematic, voltage, alignment, socket, trimmer	13-64
Z7108, chassis 118B	Schematic, voltage, socket	12-38
Z7108 (Late)	See model A2154	
Z7116, chassis 176B	Trimmers, socket, chassis	12-36
	Schematic, voltage, socket	12-39
	Alignment, trimmers, socket	12-32
DP7120	See model EP2120	
Z7124	See model W134	
Z7126, chassis 5N	Schematic, trimmers, socket	12-37
Z7150	See model Z7104	
Z7154	See model Z7100	
Z7200	See model W200	
Z7208	See model A2204	
Z7450	See model W406	
Z7456, Z7458, chassis 297	Schematic, socket, trimmer, alignment	13-67
Z7460, Z7462	See model A2454	
9936	See model 4504	
27452	See model W404	
101505 chassis	See model 579	

## STEWART-WARNER CORP.

Magician	See model 03-5K1	
Senior Varsity, chassis 03-5B, 07-5B	Schematic, voltage	11-31
	Alignment, trimmers, socket, notes	11-34
J, Record Changer	Adjustments, notes, part 1	12-37
	Adjustments, notes, part 2	12-38
	Adjustments, notes, part 3	12-39
	Adjustments, notes, part 4	12-40
01-5D9, 01-5D9-WT, chassis 01-5D	Schematic, voltage, socket, phonograph connections	11-33
	Alignment, trimmers, socket, notes	11-34
01-5H1, 01-5H2, 01-5H3, 01-5H4, 01-5H5, 01-5H6, 01-5H7, 01-5H8, 01-5H9, chassis 01-5H	Schematic, voltage	11-1
	Alignment, trimmers, socket, notes	11-2
01-6A, 01-6B, 01-6D, chassis	Schematic, voltage, socket, phonograph schematic	11-3, 4
	Alignment, trimmers, phonograph notes, drive cord	11-5, 6
01-6AX, 01-6BX, 010-6DX, chassis	Schematic, voltage, socket, phonograph schematic	11-3, 4
	Alignment, trimmers, phonograph notes, drive cord data	11-5, 6
01-6C9, chassis 01-6C	Schematic, voltage, socket, changes	11-7, 8
	Alignment, trimmers, tuner, drive cord, notes	11-5, 6
	Automatic record changer assemblies, adjustments	11-9
	Assemblies, notes	11-10
	Notes, parts	11-11
01-6E1, 01-6E2, 01-6E3, 01-6E4, 01-6E5, 01-6E6, 01-6E7, 01-6E8, 01-6E9, chassis 01-6E	Schematic	11-13
	Alignment, voltage, trimmers, socket	11-14
01-6F9, chassis 01-6F	Schematic, voltage, socket	12-1, 2
	<i>Clarified Schematics</i> C.S. 12-1 12-2	
	Socket, trimmers, alignment	12-3
	Parts, notes, dial-drive	12-4
01-6G1, 01-6G4-1, 01-6G4-2, 01-6G4-3, 01-6G4-4, 01-6G4-5, chassis 01-6G; 01-6G1-Z, 01-6G4-1-Z, 01-6G4-2-Z, 01-6G4-3-Z, 01-6G4-4-Z, 01-6G4-5-Z, Chassis 01-6G-Z	Schematic	11-15
	Alignment, voltage, socket, trimmers	11-16
	Drive cord data	11-46
01-6K1, chassis 01-6K; 01-6M9, chassis 01-6M	Schematic, voltage	11-17
	Alignment, trimmers, socket	11-18
01-8A1, 01-8A2, 01-8A3, 01-8A4, 01-8A5, 01-8A6, 01-8A7, 01-8A8, 01-8A9, chassis 01-8A	Schematic, voltage	11-19
	Alignment, socket, trimmers	11-20
01-8B1, 01-8B2, 01-8B3, 01-8B4, 01-8B5, 01-8B6, 01-8B7, 01-8B8, 01-8B9, chassis 01-8B	Schematic, voltage	11-27
	Alignment, socket, trimmers	11-20

MODEL	STEWART-WARNER CORP.—(Cont.)	PAGE
01-8C7, chassis 01-8C; 01-8C7-Z, chassis 01-8C-Z	Schematic, voltage	11-21
	Alignment, socket, trimmers, drive cord data	11-22
01-9A7, chassis 01-9A, 01-9A7-Z, chassis 01-9A-Z	Schematic, voltage	11-23, 24
	Alignment, trimmers, socket, loop, drive cord	11-25, 26
02-4A1, 02-4A2, 02-4A3, 02-4A4, 02-4A5, 02-4A6, 02-4A7, 02-4A8, 02-4A9, chassis 02-4A	Schematic, voltage	11-28
	Alignment, trimmers, socket, notes	11-2
02-4B1, 02-4B2, 02-4B3, 02-4B4, 02-4B5, 02-4B6, 02-4B7, 02-4B8, 02-4B9, chassis 02-4B	Schematic, voltage	12-5
	Socket, trimmers, alignment, notes	12-6
	Notes	12-8
02-4C1, 02-4C2, 02-4C3, 02-4C4, 02-4C5, 02-4C6, 02-4C7, 02-4C8, 02-4C9, chassis 02-4C	Schematic, voltage	12-7
	Socket, trimmers, notes	12-8
	Alignment	12-6
02-5T1, 02-5T2, 02-5T3, 02-5T4, 02-5T5, 02-5T6, 02-5T7, 02-5T8, 02-5T9, chassis 02-5T	Schematic, voltage	12-9
	Alignment, socket, trimmers, notes	12-10
	Notes	12-8
03-5A1, 03-5A2, 03-5A3, 03-5A4, 03-5A5, 03-5A6, 03-5A7, 03-5A8, 03-5A9, chassis 03-5A	Schematic, voltage	11-29
	Alignment, trimmers, socket	11-30
03-5B chassis	See model Senior Varsity	
03-5C1, chassis 03-5C	Schematic, voltage, socket, phonograph connections	11-33
	Alignment, trimmers, socket, notes	11-34
03-5E, 03-5J chassis	Schematic	11-35
	Alignment, voltage, trimmers, socket	11-36
03-5K1, 03-5K2, 03-5K3, 03-5K4, 03-5K5, 03-5K6, 03-5K7, 03-5K8, 03-5K9, Magician, chassis 03-5K	Schematic	11-37
	Alignment, voltage, socket, trimmers, notes	11-38
03-5R1, 03-5R3, 03-5R4, 03-5R5, 03-5R6, chassis 03-5R	Schematic, voltage	11-39
	Alignment, trimmers, socket	11-40
03-5S1, 03-5S2, chassis 03-5S	Schematic, voltage	11-41
	Alignment, socket, trimmers	11-42
03-6J1, chassis 03-6J; 03-6J1-Z, chassis 03-6J-Z; 03-6L7, chassis 03-6L; 03-6L7-Z, chassis 03-6L-Z	Schematic	11-43
	Alignment, voltage, trimmers, socket	11-44
03-6N-1, 03-6N1-Z, chassis 03-6N, 03-6NZ	Schematic, voltage, socket, trimmers, tuner	12-11
	Alignment	12-12
05-5L1, 05-5L2, 05-5L3, 05-5L4, 05-5L5, 05-5L6, 05-5L7, 05-5L8, 05-5L9, chassis 05-5L	Schematic, voltage, socket	11-12
	Alignment, trimmers, socket	11-30
07-5B chassis	See model Senior Varsity	
07-5R1, 07-5R3, 07-5R4, 07-5R5, 07-5R6, chassis 07-5R	Schematic, voltage	11-39
	Alignment, trimmers, socket	11-40
010-6C9X, chassis 010-6CX	Schematic, voltage, socket, changes	11-7, 8
	Alignment, trimmers, drive cord data, tuner, notes	11-5, 6
11-2A1, chassis 11-2A, Wireless Record-Player, chassis 11-2A	Schematic, voltage, socket, adjustments, notes	12-18
11-5V9, chassis 11-5V	Schematic, voltage, socket, trimmers, alignment, changes	12-13
11-5W1, 11-5W2, 11-5W3, 11-5W4, 11-5W5, 11-5W6, 11-5W7, 11-5W8, 11-5W9, chassis 11-5W	Schematic, voltage, socket, trimmers	12-14
	Alignment	12-40
11-6T1, 11-6T2, 11-6T3, 11-6T4, 11-6T5, 11-6T6, 11-6T7, 11-6T8, 11-6T9, chassis 11-6T; 11-6T1S, 11-6T2S, 11-6T3S, 11-6T4S, 11-6T5S, 11-6T6S, 11-6T7S, 11-6T8S, 11-6T9S, chassis 11-6TS	Schematic, voltage, socket, trimmers, coils	12-15
	Alignment	12-16
	Tuner, phonograph recorder notes	12-17

STEWART-WARNER  
STROMBERG-CARLSON

MODEL	STEWART-WARNER CORP.—(Cont.)	PAGE
11-6U1, 11-6U2, 11-6U3, 11-6U4, 11-6U5, 11-6U6, 11-6U7, 11-6U8, 11-6U9, chassis 11-6U; 11-6U1-Z, 11-6U2-Z, 11-6U3-Z, 11-6U4-Z, 11-6U5-Z, 11-6U6-Z, 11-6U7-Z, 11-6U8-Z, 11-6U9-Z, chassis 11-6U-Z	Schematic, voltage, socket, trimmers Alignment, dial drive data	12-19 12-21
11-6V1, 11-6V2, 11-6V3, 11-6V4, 11-6V5, 11-6V6, 11-6V7, 11-6V8, 11-6V9, chassis 11-6V	Schematic, voltage, coils Socket, trimmers, alignment, dial drive data	12-20 12-21
11-7A1, 11-7A2, 11-7A3, 11-7A4, 11-7A5, 11-7A6, 11-7A7, 11-7A8, 11-7A9, chassis 11-7A	Schematic, voltage, socket, coils Socket, trimmers, alignment, dial drive data, loop connections	12-22 12-12
11-8D1, 11-8D2, 11-8D3, 11-8D4, 11-8D5, 11-8D6, 11-8D7, 11-8D8, 11-8D9, chassis 11-8D; 11-8D1-Z, 11-8D2-Z, 11-8D3-Z, 11-8D4-Z, 11-8D5-Z, 11-8D6-Z, 11-8D7-Z, 11-8D8-Z, 11-8D9-Z, chassis 11-8D-Z	Schematic, voltage, tuner Socket, trimmers, alignment, dial drive data	12-25 12-26
11-8F1, 11-8F2, 11-8F3, 11-8F4, 11-8F5, 11-8F6, 11-8F7, 11-8F8, 11-8F9, chassis 11-8F; 11-8F1-Z, 11-8F2-Z, 11-8F3-Z, 11-8F4-Z, 11-8F5-Z, 11-8F6-Z, 11-8F7-Z, 11-8F8-Z, 11-8F9-Z, chassis 11-8F-Z	Schematic, voltage, socket, trimmers <i>Clarified Schematics O.S.</i> Alignment	12-23 12-3 12-24
11-8R8, 11-8R9, chassis 11-8R	Schematic, voltage, dial drive data Socket, trimmers, alignment, dial drive data, notes Phonograph-recorder data	12-27 12-26 12-28
11-9B1, 11-9B2, 11-9B3, 11-9B4, 11-9B5, 11-9B6, 11-9B7, 11-9B8, 11-9B9, chassis 11-9B; 11-9B1-Z, 11-9B2-Z, 11-9B3-Z, 11-9B4-Z, 11-9B5-Z, 11-9B6-Z, 11-9B7-Z, 11-9B8-Z, 11-9B9-Z, chassis 11-9B-Z	Schematic, voltage, tuner, coils Alignment, socket, trimmers, dial drive data	12-31 12-16
11-10A1, 11-10A2, 11-10A3, 11-10A4, 11-10A5, 11-10A6, 11-10A7, 11-10A8, 11-10A9, 11-10A10, chassis 11-10A; 11-10A1-Z, 11-10A2-Z, 11-10A3-Z, 11-10A4-Z, 11-10A5-Z, 11-10A6-Z, 11-10A7-Z, 11-10A8-Z, 11-10A9-Z, 11-10A10-Z, chassis 11-10A-Z	Schematic, voltage, coils, tuner Socket, trimmers, alignment, dial data, notes	12-29, 30 12-24
12-4D1, chassis 12-4D	Schematic, voltage, socket, trimmers Alignment	12-32 12-40
13-5U1, 13-5U2, 13-5U3, 13-5U4, 13-5U5, 13-5U6, 13-5U7, 13-5U8, 13-5U9, chassis 13-5U	Schematic, voltage, alignment, socket, trimmers	12-33
13-6P1, 13-6P2, 13-6P3, 13-6P4, 13-6P5, 13-6P6, 13-6P7, 13-6P8, 13-6P9, chassis 13-6P	Schematic, voltage, alignment, socket, trimmers	12-34
15-5X1, 15-5X2, 15-5X3, 15-5X4, 15-5X5, 15-5X6, 15-5X7, 15-5X8, 15-5X9, chassis 15-5X	Schematic, voltage, socket, alignment, trimmers	12-35
15-5Y1, 15-5Y2, 15-5Y3, 15-5Y4, 15-5Y5, 15-5Y6, 15-5Y7, 15-5Y8, 15-5Y9, chassis 15-5Y	Schematic, voltage Alignment, socket, trimmers	12-36 12-21
205AA to 205AZ, Chassis 205A		
205BA to 205BZ, Chassis 205B	Schematic, voltage, alignment	13-7
205CA to 205CZ, Chassis 205C	Schematic, voltage Alignment, socket, trimmer	13-1 13-2
205FA, Chassis 205F	Schematic, voltage, switch data Alignment, socket, trimmer	13-3 13-4
205GA to 205GZ, Chassis 205G	Schematic, voltage Alignment, socket, trimmer, drive-cord data	13-5 13-6

MODEL	STEWART-WARNER CORP.—(Cont.)	PAGE
206EA to 206BZ, Chassis 206B; 206CA to 206CZ, Chassis 206C	Schematic, voltage, alignment	13-8
206BAS to 206BZS, Chassis 206BS; 206CAS to 206CZS, Chassis 206CS	Schematic, voltage, alignment	13-9
206DA to 206DZ, Chassis 206D; 206EA to 206EZ, Chassis 206E	Schematic, socket, trimmer Alignment, voltage	13-10 13-11
206DAS to 206DZS, Chassis 206DS; 206EAS to 206EZS, Chassis 206ES	Schematic, voltage Alignment, voltage	13-12 13-11
206GA to 206GZ, Chassis 206G	Schematic, voltage, indicator lamp notes Alignment, battery notes	13-13 13-14
207BA to 207BZ, Chassis 207B	Schematic, socket, trimmer Alignment, voltage	13-15 13-16
207CA to 207CZ, Chassis 207C	Schematic, voltage, indicator lamp note Alignment, battery notes	13-17 13-18
207DK, Chassis 207D	Schematic, voltage Alignment, socket, trimmer	13-19 13-20
208BK, Chassis 208B; 208CK, Chassis 208C	Schematic, socket, trimmer Alignment, voltage	13-21 13-22
R-1781	Schematic, voltage Alignment, trimmers, socket	11-45 11-46

STROMBERG-CARLSON TEL. MFG. CO.

400H, 400HB, 400N, 400NB, 400S, 400SB	Schematic, chassis wiring Alignment, voltage, socket, trimmers, resistance	11-1 11-2
402, chassis 30990	Schematic, chassis wiring Voltage, socket trimmers, chassis, resistance	11-3 11-4
405H	Schematic, chassis wiring Alignment Voltage, socket, trimmers, resistance Tuner data	11-5 11-2 11-6 11-16
410H, 410HB, 410J, 410JB, 410T, 410TB	Schematic Chassis wiring, phonograph data Voltage, socket, trimmers, resistance Alignment	11-7 11-8 11-10 11-17
411PF, 411PFB, 411PT, 411PTB	Schematic Chassis wiring, dial lamp note Voltage, socket, trimmers, resistance Alignment	11-7 11-9 11-10 11-17
412H, 412HB	Schematic, chassis wiring Voltage, socket, trimmers, resistance Alignment	11-11 11-12 11-36
420H, 420HB, 420L, 420LB	Schematic Chassis wiring Voltage, tuner Alignment, socket, trimmers	11-13 11-14 11-16 11-17
420PL, 420PLB, 420PR, 420PRB	Schematic Chassis wiring Voltage, tuner Alignment, socket, trimmers	11-13 11-15 11-16 11-17
425H, 425HB	Schematic, voltage Chassis wiring Socket, trimmers, resistance Alignment, notes	11-21 11-22 11-23 11-24
430H, 430HB, 430L, 430LB, 430M, 430MB, 430PL, 430PLB, 430PF, 430PFB	Schematic Tuner data Chassis wiring Voltage, socket, trimmers, resistance	11-19 11-16 11-18 11-20
435M	A-M schematic, chassis wiring F-M schematic, chassis wiring Socket, trimmers, A-M and F-M notes Alignment Tuner, voltage, resistance	11-25 11-26 11-27 11-28 11-29
440M, 440MB	Schematic Chassis wiring Voltage, resistance, tuner data Alignment, trimmers, socket	11-33 11-34 11-35 11-36
450M, 450MB	Schematic Chassis wiring Voltage, alignment, socket, trimmers, resistance Tuner data	11-31 11-30 11-32 11-35
455M, 455MB, 455PL, 455PLB	Schematic Chassis wiring Alignment, trimmers, socket, notes Voltage, tuner, circuit data, resistance	11-37 11-38 11-39 11-40

# STROMBERG-CARLSON UNITED MOTORS

## STROMBERG-CARLSON TEL. MFG. CO.—(Cont.)

MODEL		PAGE
480M, 480MB	Schematic	11-41
	Socket, trimmers, notes	11-42
	Chassis wiring, notes	11-43, 44
	Alignment	11-45
	Voltage, resistance	11-46
	Tuner data	11-47
500H, 500J, 500S	Schematic, chassis wiring	13-1
	Alignment, voltage, socket, trimmer	13-2
505H, 505HB	Schematic, voltage, trimmers, socket	12-1
	Chassis, speaker data	12-2
	Alignment	12-3
	Servicing data	12-4
	Parts list	12-8
509-PF, 509-PFB; 509-PT, 509-PTB	Schematic	12-9
515M	Other data same as Model 410H	
	Schematic, A-M chassis, trimmers	12-5
	Schematic, F-M chassis, trimmers, speaker data	12-6
	Socket, chassis, trimmers, tuner	12-7
	Antenna, parts list	12-8
	Alignment, tuner, notes	12-3
	Servicing data	12-4
520-H, 520-HB, 520-J, 520-JB, 520-L, 520-LB, 520-PF, 520-PFB, 520-PL, 520-PLB, 520-PG, 520-PGB	Schematic, trimmers, socket	12-11
	Alignment, tuner, voltage, service notes	12-10
	Chassis	12-12
530-PL, 530-PLB, 535-PG, 535-PGB, 535-PS, 535-PSB, 535-M, 535-MB, 535-PL, 535-PLB	Schematic	12-13
	<i>Clarified Schematics</i>	<i>C.S. 12-1</i>
	Chassis	12-14
530 Amplitude Modulation	Chassis of power amplifier, misc. notes	12-15
535 Frequency Modulation	Schematic, chassis	12-16
535 Amplitude Modulation	Chassis	12-17
	Tuner, trimmers, socket	12-18
	Voltage, service notes	12-19
	Alignment, speaker data	12-20
555M, 555MB, 555PL, 555PLB	Schematic, changes	13-3
585M	Schematic	12-21
	Chassis, speaker data	12-22
	Voltage, service notes (Part 1)	12-23
	Service notes (Part 2), alignment	12-24
	Socket, trimmers, tuner	12-25
600H	Schematic, chassis wiring	13-4
900H, 900J	Alignment, voltage, socket	13-5
	Alignment, voltage, socket	13-5
	Schematic, chassis wiring	13-6
920H, 920HB, 920L, 920LB, 920PF, 920PFB, 920PG, 920PGB	Schematic, socket, trimmer	13-7
	Chassis wiring	13-8
	Alignment, voltage	13-9
	Push-button data	13-22
925H, 925HB, 925L, 925LB, 925PF, 925PFB, 925PS, 925PSY, 925PSB	Schematic	13-11, 12
	Socket, trimmer, phono	13-10
	Chassis wiring, push-button data	13-13, 14
	Alignment, part 1	13-15
	Alignment, part 2	13-16
935M, 935PF, 935PL, 935PR	Schematic	13-17, 18
	Socket, trimmer, phono data	13-10
	Chassis wiring	13-19, 20
	Voltage, alignment	13-21
	Push-button data	13-22
955PF	Schematic	13-23, 24
	Chassis wiring	13-25, 26
	Amplifier schematic, socket, trimmer	13-27
	Alignment, voltage	13-28
	Schematic, chassis wiring	13-29
	Voltage, socket, trimmer, alignment	13-30

## STUDEBAKER and TRANSITONE

See PHILCO RADIO & TELEVISION CORP.

## TRAV-LER RADIO & TELEV. CORP.

5 Tube AC-DC TRF	Schematic	11-1
7 Tube AC-DC Super	Schematic, socket, trimmers, alignment	11-1
7 Tube Auto	Schematic, socket, trimmers, alignment, voltage	11-2
B70, B71, B712	Schematic, trimmers, socket	12-1
	Alignment	12-2
FB-73	Schematic, trimmers, socket, alignment	12-2
FB-82	Schematic socket, trimmer	Misc. 13-5
315	Schematic, socket, trimmers, alignment	11-5
315SW	Schematic, socket, trimmers, alignment	11-5
325	Schematic, socket, trimmers, alignment	11-5

## TRAV-LER RADIO & TELEV. CORP.—(Cont.)

MODEL		PAGE
336	Schematic, alignment	11-3
	Socket, trimmers, tuner data	11-4
337	Schematic, alignment, trimmers, socket, tuner	12-3
455L, 455LN	Schematic, alignment	11-3
539M	Schematic, alignment	11-6
	Tuner data	11-4
553, 553BT, 554, 554BT, 555, 555BT, 556, 556B, 556BT, 1555, 1555BT	Schematic, alignment	11-7
570B	Schematic, socket, alignment, trimmers	11-9
	Conversion data	11-10
	Tuner data	11-4
576, 576B	Schematic, socket, alignment, trimmers	11-8
	Conversion data	11-10
	Tuner data	11-4
620 Early	Schematic	11-7
	Alignment, tuner	11-10
	Socket, trimmers	11-4
620 Late, 621	Schematic	11-7
	Socket, trimmers	11-4
	Alignment, tuner	11-10
621	Schematic, alignment, tuner	12-4
B712	See model B70	
720	Schematic	11-8
	Socket, trimmers	11-4
801	Schematic, chassis, alignment	11-8
1555, 1555BT	See model 555	
1556, 1556B, 1556BT	Schematic, socket, alignment, trimmers	11-9

## TROUBADOR

See WARWICK

## TROY RADIO MFG. CO.

4 (Revised)	Schematic, socket	11-1
45, 55, 57 (Revised)	Schematic, socket	11-1
113	Schematic, socket	11-2

## TRUETONE

See WESTERN AUTO SUPPLY CO.

## ULTRAMAR MFG. CORP.

327, 337	Schematic, socket, voltage, alignment, trimmers	11-1
345, 355	Schematic, socket, voltage, alignment, trimmers	11-2
366, 376	Schematic, socket, voltage, alignment, trimmers	11-5
826	Schematic, voltage	11-3
	Alignment, trimmers, phono-graph data	11-4
857	Schematic, voltage	11-3
	Alignment, trimmers, phono-graph data	11-4

## UNITED MOTORS SERVICE

(DELCO)

See also BUICK, CADILLAC, CHEVROLET, PONTIAC, or OLDSMOBILE

R675	Schematic	12-1
	Voltage, socket, trimmers, chassis, tuner assembly	12-2
	Tuner data, alignment	12-3
	Service notes	12-4
R-676	Schematic, voltage	12-5
	Alignment, socket, trimmers, chassis	12-6
R-677	Schematic	12-7
	Tuner data	12-3
	Voltage, socket, trimmers, chassis, tuner assembly	12-8
	Alignment, service notes	12-9
R-678	Schematic	12-11
	Voltage, socket, trimmers, chassis, tuner assembly	12-10
	Tuner data	12-3
	Alignment	12-12
R-685	Schematic, tuner assembly	12-13
	Voltage, socket, trimmers, chassis, tuner	12-14
	Alignment	12-15
R-686	Schematic	12-16
	Voltage, alignment, socket, trimmers, chassis	12-17
R-687	Schematic	12-19
	Voltage, trimmers, socket, tuner assembly	12-18
	Alignment, tuner	12-20
R-688	Schematic, tuner	12-21
	Voltage, socket, trimmers, chassis, tuner assembly	12-22
	Alignment	12-23
R-695	Schematic	12-24
	Socket, trimmers, chassis	12-25
R-696	Alignment, voltage	12-26
	Schematic	12-27
	Socket, trimmers, chassis	12-28
R-697	Alignment, voltage	12-29
	Schematic	12-30
	Socket, trimmers, chassis, tuner	12-31
	Parts layout, voltage, alignment	12-32

# UNITED MOTORS WALGREEN

UNITED MOTORS SERVICE—(Cont.)		
MODEL		PAGE
R-698	Schematic, voltage	13-1
	Alignment, socket, trimmer, chassis	13-2
	Alignment notes, part 1	13-3
	Alignment notes, part 2	13-4
R-699	Schematic, voltage	13-5
	Alignment, socket, trimmer, chassis, tuner assembly	13-6
	Alignment notes, part 1	13-3
	Alignment notes, part 2	13-4
R-700	Schematic, voltage	13-7
	Alignment, socket, trimmer, chassis	13-8
R-701	Schematic, voltage	13-9
	Alignment, socket, trimmer, chassis	13-10
	Alignment notes, part 1	13-3
	Alignment notes, part 2	13-4
R1150	Schematic	11-1
	Voltage, socket, chassis, trimmers	11-2
	Alignment	11-3
R1151, R1152	Schematic	11-4
	Voltage, chassis, socket, trimmers	11-3
R1153	Schematic	11-5
	Voltage, alignment, chassis, socket, trimmers	11-6
R1154, R1155	Schematic	11-7
	Voltage, alignment, chassis, socket, trimmers	11-8
R1156	Schematic	11-9
	Alignment, trimmers	11-10
	Voltage, chassis, socket, trimmers	11-11
R1157	Schematic, voltage	11-15
	Alignment, chassis, socket, trimmers	11-16
R1160	Schematic, voltage, tuner	11-13
	Chassis, socket, trimmers	11-12
	Alignment, parts	11-14
R-1170	Schematic, voltage	12-33
	Alignment, socket, trimmers, chassis	12-34
R-1171, R-1172, R-1173	Schematic, voltage	12-35
	Socket, trimmers, chassis, alignment	12-36
R-1174	Schematic, voltage	12-37
	Socket, trimmers, chassis, alignment	12-38
R-1175	Schematic, voltage	12-39
	Socket, trimmers, chassis, alignment, dial data	12-40
R-1176, R-1181	Schematic, tuner	12-41
	Voltage, socket, trimmers, chassis, alignment, dial data	12-42
R-1177	Schematic	12-43
	Tuner data	12-41
	Voltage, socket, trimmers, chassis, alignment, dial data	12-44
R-1178	Schematic	12-45
	Tuner, alignment, notes	12-46
	Voltage, chassis, dial data	12-47
	Socket, trimmers, parts	12-48
R-1179	Schematic	12-49
	Alignment, notes, voltage	12-50
	Socket, trimmers, chassis, tuner, dial data	12-51
R-1180	Schematic	12-53
	Voltage, socket, trimmers, chassis, dial data	12-52
	Alignment, tuner	12-54
R-1181	See model R-1176	
R-1185	Schematic, voltage	12-55
	Alignment, socket, trimmers	12-56
R-1186, R-1188	Schematic, tuner	12-57
	Voltage, socket, trimmers, chassis	12-58
	Alignment	12-59
R-1186X Record Changer	Assembly views	12-60
	Adjustments, notes	12-61
R1200, R1201, R1202, R1203	Schematics, voltage	13-11
	Chassis wiring, socket, trimmer, alignment, notes	13-12
R-1204, R-1205	Schematics, voltage, alignment	13-13
	Chassis wiring, socket, trimmer	13-14
R1206, R1207, R1208, R1209	Schematics, voltage	13-15
	Alignment, parts list, drive-cord data	13-16
	Chassis wiring, socket, trimmer	13-17
R-1212	Schematic, voltage, drive-cord data	13-19
	Alignment, tuner	13-20
	Socket, trimmer	13-18
	Chassis wiring	13-34
R-1214	Schematic, voltage, drive-cord data, relay note	13-21
	Alignment, chassis wiring, socket, trimmer, tuner	13-22
	Tuner data	13-20
R-1216	Schematic, voltage, drive-cord data	13-23
	Alignment, chassis wiring, socket, trimmer, tuner	13-24
R-1217	Schematic, voltage, notes	13-25
	Tuner data	13-24

(Continued)

UNITED MOTORS SERVICE—(Cont.)		
MODEL		PAGE
R-1217 (Cont.)	Alignment, socket, trimmer, chassis wiring, drive-cord data	13-26
R-1218	Schematic, voltage	13-27
	Alignment, socket, trimmer, chassis wiring, phono note	13-28
R-1220	Schematic, voltage, drive-cord data, lead dress	13-29
	Alignment, socket, trimmer, chassis wiring, tuner	13-30
R-1221	Schematic, voltage	13-31
	Tuner data	13-30
	Alignment, socket, trimmer, chassis wiring, lead dress	13-32
R1400	Schematic, chassis	11-17
	Voltage, alignment, socket, trimmers	11-18
R1401, R1402	Schematic, chassis	11-19
	Voltage, alignment, socket, trimmers	11-20
R-1405	Schematic, voltage	12-62
	Alignment, socket, trimmers, chassis	12-63
R-1406	Schematic, voltage, alignment	13-33
R-1407	Socket, trimmer, chassis wiring	13-34
	Schematic, voltage, alignment	13-35
983679 Pontiac	Schematic, voltage	12-64
	Tuner, trimmers, socket, tuner assembly, chassis, alignment	12-65
	Adjustments, service notes	12-66
983705	Tuner unit assembly, socket, chassis	13-36
	Schematic	13-37
	Alignment, parts list	13-38
	Voltage, push-button wiring	13-39
	Socket, trimmer, drive-cord data	13-40
983775	Schematic, drive-cord data	13-41
	Alignment, drive-cord assembly	13-42
	Socket, trimmer, chassis, voltage	13-43
983776	Voltage, socket, trimmer, chassis	13-44
	Schematic, voltage	13-45
	Alignment, parts list	13-46
	Tuner assembly	13-47
983777	Tuner assembly, socket, trimmer, chassis	13-48
	Schematic, voltage	13-49
	Alignment, parts list	13-50
	Voltage, drive-cord layout	13-51
983910	Schematic, voltage, alignment	13-52
	Socket, trimmer, chassis, drive-cord data	13-53
983911	Schematic, voltage	13-54
	Tuner assembly, chassis, socket, trimmer	13-55
983912	Schematic, voltage, alignment	13-56
	Socket, trimmer, chassis, parts list	13-57
	Tuner unit assembly views	13-58

### WALGREEN CO.

Lovitone	Schematic	13-1
* 4-J	See model 400	
4-Tube Battery	Schematic	13-4
ME5, NT5	Schematic, voltage	13-3
P5, XP5	Socket, trimmer	13-1
	Schematic, alignment, voltage	13-2
22U-73	Schematic, voltage, socket, alignment, trimmers	11-1
46	Schematic	13-4
66	Schematic	11-2
B-66-RIS	Schematic, voltage, alignment, socket, trimmers	11-3
78RLS, C78RLS	Schematic	12-1
	Alignment	12-2
99RLS, C99RLS	Schematic	12-3
	Alignment	12-2
200	Schematic	11-3
204R	Schematic, socket	12-4
209	Schematic, socket	11-4
250	Schematic, socket	11-5
252P	Schematic	11-6
253CL	Schematic, socket	12-4
300, 300P, Early	Schematic	11-7
300CL	Schematic, socket	12-4
300P, Late	Schematic, socket	12-4
300T	Schematic, socket	13-9
400, Late	Schematic, voltage, socket, trimmers	11-8
404B, 404I	Schematic, socket, trimmers	11-9
409, 419	Schematic, socket, trimmers	11-9
410	Schematic, socket	11-4
419	See model 409	
500DC	Schematic, voltage	13-5
	Voltage, notes	13-8
502	Schematic, socket, alignment, trimmers	11-8
510 AC, Early	Schematic, socket, alignment, trimmers	11-10
510 AC-DC, Late	Schematic, socket, alignment, trimmers	11-11
522	Schematic, alignment, socket, trimmer	13-6
525	Schematic, voltage, alignment, socket, trimmers	11-2

\* Also see Vol. X index

# WALGREEN WARWICK

## WALGREEN CO.—(Cont.)

MODEL		PAGE
525AC, 560AC	Schematic, voltage	13-7
	Voltage, notes	13-8
529	Schematic, alignment, socket, trimmers	11-11
532	Schematic, socket, trimmer, alignment	13-9
542	Schematic, socket, trimmers, tuner	11-12
560AC	See model 525AC	
576	Schematic	13-10
600, 650	Schematic, alignment, socket, trimmers	11-15
604, 606, 653	Schematic, socket	12-5
630	Schematic	12-5
	Socket, trimmers, tuner	12-2
660 (early)	Schematics	12-6
750	Schematic, voltage, socket	11-13
	Alignment, trimmers, chassis	11-14
901	Schematic, alignment, socket, trimmers	11-16

## WARWICK MFG. CORP. (TROUBADOUR)

Instamatic push-button tuning		12-8
0-30, 0-300, 0-301, 0-302, 0-303, 0-304, 0-305, 0-306, 0-307, 0-308, 0-309	Schematic, socket, voltage, alignment, trimmers	11-1
0-40, 0-407	Schematic, socket, voltage, alignment, trimmers	11-1
0-41, 0-411	Schematic, voltage	12-1
0-42	Schematic, voltage, socket, trimmers	12-1
0-43, 0-430, 0-431, 0-432, 0-433, 0-434, 0-435, 0-436, 0-437, 0-438, 0-439	Schematic, socket, voltage, alignment, trimmers	11-2
0-44, 0-440, 0-441, 0-442, 0-443, 0-444, 0-445, 0-446, 0-447, 0-448, 0-449	Schematic, socket, voltage, alignment, trimmers	11-2
0-46	Schematic, voltage	12-1
0-50, 0-501	Schematic, socket, voltage, alignment, trimmers	11-7
0-51	Schematic, socket, voltage, alignment, trimmers	11-3
	Tuner data	11-4
0-53	Schematic, socket, voltage, alignment, trimmers	11-5
0-60	Schematic, socket, voltage, alignment, trimmers	11-6
0-61, 0-610, 0-611, 0-612, 0-613, 0-614, 0-615, 0-616, 0-617, 0-618, 0-619	Schematic, socket, voltage, alignment, trimmers	11-7
0-62, 0-620, 0-621, 0-622, 0-623, 0-624, 0-625, 0-626, 0-627, 0-628, 0-629	Schematic, socket, voltage, alignment, trimmers	11-2
0-63	Schematic, socket, voltage, alignment, trimmers	11-3
0-64	Schematic, socket, voltage, alignment, trimmers	11-8
0-65	Schematic, socket, voltage, alignment, trimmers	11-9
0-66	Schematic, socket, voltage, alignment, trimmers	11-8
0-67	Schematic, socket, voltage, alignment, trimmers	11-9
0-70	Schematic, socket, voltage, alignment, trimmers	11-10
	Tuner data	11-4
0-71	Schematic, socket, voltage, alignment, trimmers	11-10
0-72	Schematic, socket, voltage, alignment, trimmers	11-11
0-73	Schematic, socket, voltage, alignment, trimmers	11-11
0-74	Schematic, socket, voltage, alignment, trimmers	11-12
	Tuner data	11-4
0-75	Schematic, socket, voltage, alignment, trimmers	11-12
0-76	Schematic, socket, voltage, alignment, trimmers	11-13
0-77	Schematic, socket, voltage, alignment, trimmers	11-14
0-78	Schematic, voltage, socket, alignment, trimmers	11-13
0-79	Schematic, voltage, socket, alignment, trimmers	11-15
0-80	Schematic, voltage, socket, alignment, trimmers	11-14
	Tuner data	11-4
0-81	Schematic, voltage, socket, alignment, trimmers	11-15
0-82, 0-82B, 0-82C	Schematic, voltage, socket, alignment, trimmers	11-16
0-83	Schematic, voltage, socket, alignment, trimmers	11-16
0-84	Schematic, voltage, socket, trimmers	12-2
0-300, 0-301, 0-302, 0-303, 0-304, 0-305, 0-306, 0-307, 0-308, 0-309	See chassis 0-30	
0-407	See chassis 0-40	
0-411	See chassis 0-41	

## WARWICK MFG. CORP.—(Cont.)

MODEL		PAGE
0-420, 0-421, 0-422, 0-423, 0-424, 0-425, 0-426, 0-427, 0-428, 0-429	See chassis 0-42	
0-430, 0-431, 0-432, 0-433, 0-434, 0-435, 0-436, 0-437, 0-438, 0-439	See chassis 0-43	
0-440, 0-441, 0-442, 0-443, 0-444, 0-445, 0-446, 0-447, 0-448, 0-449	See chassis 0-44	
0-501	See chassis 0-50	
0-530	Schematic, voltage, socket, trimmers	12-2
0-540, 0-541, 0-542, 0-543, 0-544, 0-545, 0-546, 0-547, 0-548, 0-549	Schematic, voltage, socket, trimmers	12-3
0-610, 0-611, 0-612, 0-613, 0-614, 0-615, 0-616, 0-617, 0-618, 0-619	See chassis 0-61	
0-620, 0-621, 0-622, 0-623, 0-624, 0-625, 0-626, 0-627, 0-628, 0-629	See chassis 0-62	
1-40, 1-400, 1-401, 1-402, 1-403, 1-404, 1-405, 1-406, 1-407, 1-408, 1-409	Schematic, voltage, socket, trimmers	12-3
1-41	Schematic, voltage, socket, trimmers	12-3
1-42, 1-420, 1-421, 1-422, 1-423, 1-424, 1-425, 1-426, 1-427, 1-428, 1-429	Schematic, voltage, socket, trimmers	12-4
1-43, 1-430, 1-431, 1-432, 1-433, 1-434, 1-435, 1-436, 1-437, 1-438, 1-439	Schematic, voltage, socket, trimmers	12-6
1-50, 1-500, 1-501, 1-502, 1-503, 1-504, 1-505, 1-506, 1-507, 1-508, 1-509	Schematic, voltage, socket, trimmers	12-4
1-52	Schematic, voltage, socket, trimmers	12-4
1-53	Schematic, voltage, socket, trimmers	12-5
1-54 chassis	See model 1-541	
1-55 chassis	See model 1-550	
1-56 chassis	See model 1-561	
1-60	Socket, trimmers	12-5
	Schematic, voltage, alignment	12-6
1-61	Schematic, voltage, socket, trimmers	12-5
1-400 to 1-409 incl.	See chassis 1-40	
1-420 to 1-429 incl.	See chassis 1-42	
1-430 to 1-439 incl.	See chassis 1-43	
1-500 to 1-509 incl.	See chassis 1-50	
1-541, 1-543, Chassis 1-54	Schematic, voltage	13-1
	Socket, trimmer	13-10
1-550 to 1-559 incl.	See chassis 1-55	
1-561, Chassis 1-56	Schematic, voltage	13-2
	Socket, trimmer	13-10
1-621, 1-622, 9-62, 910	Schematic, voltage	13-3
	Socket, trimmer	13-10
	Schematic, voltage, socket, trimmers	12-6
2-40 chassis	See model 2-400	
2-50 chassis	See model 2-500	
2-53 chassis	See model 2-530	
2-54 chassis	See model 2-541	
2-55 chassis	See model 2-550	
2-56 chassis	See model 2-560	
2-61 chassis	See model 2-610	
2-70 chassis	See model 2-701	
2-71 chassis	See model 2-711	
2-400 to 2-409, chassis 2-40	Schematic, voltage	13-5
	Socket, trimmer	13-10
2-500 to 2-509, chassis 2-50	Schematic, voltage	13-5
	Socket, trimmer	13-10
2-530 to 2-539 chassis 2-53 (1941)	Schematic, voltage	13-6
	Socket, trimmer	13-10
2-541, 2-543, chassis 2-54	Schematic, voltage	13-4
	Socket, trimmer	13-9
2-550 to 2-559, chassis 2-55 (1941)	Schematic, voltage	13-6
	Socket, trimmer	13-9
2-560 to 2-569, chassis 2-56	Schematic, voltage	13-7
	Socket, trimmer	13-9
2-610 to 2-619, chassis 2-61 (1941)	Schematic, voltage	13-7
	Socket, trimmer	13-9
2-701, 2-703, 2-704, 2-708, 2-709, chassis 2-70 (1941)	Schematic, voltage	13-4
	Socket, trimmer	13-10
2-711 to 2-714, chassis 2-71 (1941)	Schematic, voltage	13-8
	Socket, trimmer	13-9
3-56 chassis	Same as Chassis 2-53	13-6
3-57 chassis	Same as Chassis 2-55	13-6
3-62 chassis	Same as Chassis 2-61	13-7
3-72 chassis	Same as Chassis 2-70	13-4
3-73 chassis	Same as Chassis 2-71	13-8
3-561, 3-561V, chassis 3-56	Same as Chassis 2-53	13-6
3-571, C-573, chassis 3-57	Same as Chassis 2-55	13-6
3-622, 3-622V, 3-623 chassis 3-62	Same as Chassis 2-61	13-7
3-721, chassis 3-72	Same as Chassis 2-70	13-4
3-732, chassis 3-73	Same as Chassis 2-71	13-8

WARWICK MFG. CORP.—(Cont.)		PAGE
9-21 Phonograph Oscillator	Schematic, notes	11-4
9-41, 9-44, 406	Schematic, voltage, socket, alignment, trimmers	11-17
9-42	Tuner data	11-18
9-51, 9-52, 9-54, 542 (1938)	Schematic, voltage, socket, alignment, trimmers	11-19
9-61, 9-63, 9-64, 630, 631	Tuner data	11-18
9-62	Schematic, voltage, socket, alignment, trimmers, tuner	11-18
9-627	Schematic, socket, voltage, alignment, trimmers, notes	11-21
10-70	Assembly, notes, tuner data	11-22
Chassis 10-72	Schematic, voltage, alignment, socket, trimmers	11-6
406	Tuner data	11-4
542	Schematic, voltage	13-8
C-573	Schematic, voltage	13-9
630, 631	Socket, trimmer	13-9
WS-645	See model 9-41	
652B	See model 9-51	
910	See model 3-571	
	See model 9-61	
	Schematic, socket, alignment, trimmers	12-7
	Schematic, voltage, alignment, socket, trimmers	11-5
	See model 1-621	

WATTERSON RADIO MFG. CO.

P6B	Schematic	13-1
6V-600W	Schematic, socket, alignment	12-2
W6B	Schematic	13-1
49, L440	Schematic	Misc. 11-8
56AC	Schematic, alignment	12-2
57	Schematic, alignment	12-1
60B	Schematic, alignment	12-1
66B	Schematic	13-2
67	Schematic	11-8
68, 69, 95	Schematic	12-3
79	Schematic, voltage, alignment	12-3
400-1936, 500	Schematic	11-8
AC-405, L-540, L-540-W	Schematic, alignment	12-4
406	Schematic, voltage, alignment	12-3
AC-406, L-640-W	Schematic, alignment	12-4
L440	See model 49	
L-540, L-540-W	See model AC-405	
630	Schematic, voltage, alignment	12-1
L-640-W	See model AC-406	
W651	Schematic, socket, trimmers, alignment	12-1
669	Schematic, alignment	12-3

WEBSTER-CHICAGO CORP.

OXC, OXC-R	Schematic	13-1
4-Tube IGA	Schematic	13-1
12-Watt Portable Phono	Schematic	13-2
2L18	Schematic	13-3
2L20	Schematic	13-4
2L25	Schematic	13-3
4P30, Mixer, Amplifier	Schematic	13-5
6A, 6V Projectosell Amplifier	Schematic	13-6
RMP-6-10	Schematic	13-7
FC7-R, AB Switch, DA-8 Speaker	Schematic	13-8
26 A-C Amplifier	Schematic	13-6
32 AC-DC Amplifier	Schematic	13-9
AP-32 AC-DC Amplifier	Schematic	13-9
AP-38 AC-DC Projectosell Amplifier	Schematic	13-10
AP-45 AC-DC Amplifier	Schematic	13-10
W60	Schematic	13-11
210 Ampicall	Schematic	13-12
HG-320	Schematic	13-13
HG-417A	Schematic	13-14
MP-420	Schematic, voltage	13-15
MP-420	Layout, notes	13-16
PT-463	Schematic	13-18
508 Amplifier	Schematic	13-12
530 Mobile Amplifier	Schematic	13-17
PA-566	Schematic	13-18
PT-580	Schematic	13-19
714 Amplifier	Schematic	13-20
928	Schematic	13-20

WELLS-GARDNER & CO.

1A17	Schematic, voltage, socket, sensitivity, coils	11-1
	Alignment, trimmers, drive cord data	11-2
1A29 (Early)	Schematic, voltage, socket, sensitivity	11-3, 4
	Alignment, trimmers	11-8
	Tuner data	11-9
	Drive cord, phono. data	11-10
	Changes in chassis	11-7
1A29, Issue B	Changes in chassis	11-7
1A29, Issue C	Changes in chassis	11-7
1A29, Issue D	Schematic, voltage, socket, sensitivity, antenna, coil data	11-5, 6
	Changes in chassis	11-7
	Alignment, trimmers	11-8
	Tuner data	11-9
	Drive cord, phono. data	11-10

WELLS-GARDNER & CO.—(Cont.)		PAGE
1A62-4, 1A62 Series	Schematic	13-1
	Alignment, voltage, socket, trimmer, drive-cord data	13-2
1A63-3, 1A63-4, 1A63 Series	Schematic, trimmer	13-3
	Alignment, voltage, socket, push-button data	13-4
5A25S	Schematic, voltage, socket, alignment, trimmers, sensitivity	11-11
	Drive cord data	11-10
5D2	Schematic, voltage, socket, alignment, trimmers, sensitivity	11-12
6A26, 6A26S	Schematic, voltage, socket, sensitivity, notes	11-13
	Alignment, trimmers	11-14
	Tuner data	11-9
	Phonograph data	11-10
6A27	Schematic, voltage, socket, sensitivity	11-15
	Alignment, trimmers	11-14
	Tuner data	11-9
	Phonograph data	11-10
6A43	Schematic, voltage, socket	12-1
	Clarified Schematics	C.S. 12-1
	Alignment, trimmers, socket, dial drive, changes	12-2
6A65-3, 6A65-4, 6A65 Series	Schematic, socket	13-10
	Alignment, voltage, drive-cord data, trimmer	13-11
6B7 (Early)	Schematic, voltage, socket, sensitivity	11-16
	Alignment, trimmers, changes, notes	11-18
6B7, Issue B	Changes, alignment, trimmers, notes	11-18
	Socket layout	11-16
6B7, Issues C,D, 6B7-3, 6B7-4	Schematic, voltage	11-17
	Alignment, trimmers, changes, notes	11-18
	Socket layout	11-16
6B10	Schematic, voltage, socket	12-3
	Alignment, trimmers, socket, dial drive, antenna data	12-4
6B18	Schematic	13-5
	Alignment, voltage, socket, trimmer	13-6
6C13	Schematic, voltage, socket, trimmers	12-5
	Alignment, antenna, installation	12-6
	Schematic, socket, trimmer	13-7
6C17	Alignment, voltage, changes, installation	13-8
6C18	Alignment, installation, changes, Schematic, voltage, socket, trimmer	13-8
6D1	Schematic, voltage, socket, sensitivity	13-9
	Alignment, trimmers	11-28
	Tuner data	11-14
	Phonograph data	11-9
	Schematic, voltage, socket	11-10
7A40	Alignment, trimmers, tuner, dial drive, phono connections	12-7
7A41 (704)	Schematic	12-9
	Clarified Schematics	C.S. 12-1
7A41 (574X)	Schematic	12-10
	Alignment, automatic record changer data, voltage, socket	12-11
	Tuner, dial drive	12-8
7A66-2, 7A66 Series	Schematic	13-12
	Alignment, socket, voltage, trimmer, drive-cord data	13-13
7C15	Motor noise suppression, tuner	12-12
	Schematic, voltage, socket, trimmers	12-13
	Alignment, antenna	12-14
7D11-3, 7D11 Series	Schematic, voltage, socket	13-14
	Alignment, trimmer	13-15
7T5-4	Alignment, voltage, socket, trimmer	13-15
	Schematic, note	13-16
8A30	Schematic, voltage, socket, sensitivity, antenna data, coils	11-19, 20
	Alignment, trimmers	11-8
	Tuner data	11-9
	Drive cord, phono. data	11-10
	Automatic record changer assembly, adjustments	11-23, 24
	Automatic record changer assembly views, adjustments	11-25, 26
	Record changer notes	11-7
	Record changer service notes	11-27
8A31	Schematic, voltage, socket, coils, sensitivity, notes	11-21, 22
	Alignment, trimmers	11-8
	Tuner data	11-9
	Drive cord, phono. data	11-10
8A51-3, 8A51-4	Schematic, voltage	13-17
	Alignment, socket, trimmer, drive-cord data	13-18
9A46	Schematic	12-15
	Alignment, trimmers, tuner, socket, coils	12-16



# WESTERN AIR WESTERN AUTO

MODEL	WESTERN AIR PATROL	PAGE
4G1T Chassis	See model W476	
4G2T, 30, Chassis W477	Schematic, socket	12-2
5G1T, Chassis W478	Schematic, voltage, socket	12-1
6-M3T Table, Chassis W480	Schematic, socket	13-1
TR14, 15A, TR40, TR44		
Chassis W417	Schematic	12-1
16, Chassis W497	Schematic, socket	12-13
17, Chassis W405	Schematic, socket	12-2
18, Chassis, W418, 488	Schematic, socket	12-2
19 Table, Chassis W140	Schematic	13-2
25G, Chassis, W419	Schematic, trimmers, socket	12-3
	Alignment, drive cord, A battery and regulator	12-4
27E, Chassis W420	Schematic	12-5
	Voltage, trimmers, drive cord, filament wiring	12-6
	Alignment, drive cord	12-7
27T, Chassis W496	Schematic, vibrator	12-15
	Alignment, trimmers, socket, voltage, coil data	12-16
30	See model 4G2T	
31 Super, Chassis W220	Schematic	13-3
TR40, TR44	See model TR14	
44 Table, Chassis W157	Schematic	13-4
46, Chassis W151	Schematic	13-5
49 Console, Chassis W158	Schematic	13-6
51, Chassis W404	Schematic	13-7
56, Chassis W485	Schematic	12-18
66, Chassis W486	Schematic	13-8
77, Chassis W481	Schematic, socket, trimmer	13-9
	Alignment	13-10
79-7, Chassis W224	Schematic, voltage	12-8
79-8, Chassis W224	Schematic, voltage	12-9
79-10, Chassis W224	Schematic, voltage	12-10
W140 chassis	See model 19	
W151 chassis	See model 46	
W157 chassis	See model 44	
157, Chassis W827	Schematic, socket	13-11
W158 chassis	See model 49	
W220 chassis	See model 31	
W221	Schematic	11-1
W224 chassis	See models 79-7, 79-8, 79-10	
257, Chassis 500	Schematic, socket	12-12
W403	Schematic, alignment, socket, trimmers	11-2
W404 chassis	See model 51	
W405 chassis	See model 17	
W409	Schematic, socket	11-3
	Circuit data, voltage, resistance	11-4
W416	Schematic	11-5
	Voltage, socket, trimmers, alignment, changes, drive cord data	11-6
W417 chassis	See model TR14	
W418 chassis	See model 18	
W419 chassis	See model 25G	
W420 chassis	See model 27E	
W476, Chassis 4G1T	Schematic, socket	12-13
W477 chassis	See model 4G2T	
W478	See model 5G1T	
W480 chassis	See model 6-M3T	
W481 chassis	See model 77	
W485 chassis	See model 56	
W486 chassis	See model 66	
488 chassis	See model 18	
W491	Schematic, socket	11-7
W492	See model 2136	
W493	Schematic	11-9
	Voltage, socket, trimmers, alignment	11-10
W496 chassis	See model 27T, 557M	
W497 chassis	See model 16	
500 chassis	See model 257	
557M, Chassis W496	Schematic, socket	13-11
708 Table Chassis W832	Schematic	13-12
708, Chassis W832	Schematic, voltage, vibrator	12-17
	Alignment, trimmers	12-18
W827 chassis	See model 157	
W831	Schematic, voltage, socket, alignment, trimmers	11-8
W832 chassis	See model 708	
2136, Chassis W492	Schematic, socket	12-14

## WESTERN AUTO SUPPLY CO

See TRUETONE

D580	Schematic	13-21
D691-D	See Detrola model 183, Series 191	
D694	See Detrola model 163	
D699, D724 (1938)	Schematic, socket, alignment, trimmers	11-1
Models D-700, D-723 (1937)	Schematic, socket	13-1
D701	Schematic	13-86
	Voltage, socket, alignment, part 1	13-87
	Alignment, part 2, trimmer	13-88
	Resistance, phonograph data	13-89
D702	See Continental model 5Z	
D703	See Continental model 6Y	
D704	Schematic	13-2
D-707	Schematic, socket	13-1
D708, D718	See Continental model 6P	
D709	See Belmont model 404	
D711	See model D930	
D712	See Detrola model 175 series, TL	
D713	See Continental model 6B	

MODEL	WESTERN AUTO SUPPLY CO.—(Cont.)	PAGE
D715	Schematic, socket, trimmer, tuner, alignment	13-3
D716 (1938, 1939)	Schematic, socket, alignment, trimmers	11-2
D716	Schematic	13-90
	Alignment, trimmer, parts list	13-91
	Color coding, socket, trimmer, voltage	13-92
D717 (1937)	Schematic, socket, alignment, trimmers, voltage, tuner	11-3
D718	See model D708	
D719	Schematic, socket, trimmer, alignment	13-4
D720	Schematic, socket	13-65
S720	Schematic, voltage, socket, trimmers	11-4
D722, Early	Schematic, socket, trimmer	13-5
D722, Late	Schematic	13-93
	Alignment	13-94
	Voltage, socket, trimmer, coil data	13-95
D-723 (1937)	See model D700 (1937)	
D723	Schematic, voltage, socket	12-1
	Alignment, trimmers, socket	12-2
D724 (1938)	See model D699 (1938)	
D724U	Schematic, socket, trimmers	12-5
D725	Schematic, socket, trimmer, alignment	13-96
	Alignment, voltage, drive-cord data, parts list	13-97
D725	See Continental model A3	
D726	See Continental model B1	
D727	See Detrola model 175	
D-728	Schematic, socket, trimmers, alignment	12-32
D729 (1937)	Schematic, socket, trimmers, alignment	11-5
D730	Schematic, socket, alignment, trimmer	13-6
D730 (1938, 1939)	Schematic, socket, trimmers, alignment	11-5
D731 (1935)	Schematic, voltage, socket, trimmers, alignment	11-6
D731 (1938, 1939) 4 Lever	Schematic, voltage, socket, trimmers, alignment	11-8
	Alignment, tuner data	11-9
D731 (1938, 1939) 5 Lever	Schematic, voltage, socket, trimmers	11-7
	Alignment, tuner data	11-9
D731	See Belmont model 585	
D732	See Belmont model 685, series A	
D734 (1935)	Schematic, voltage, socket, trimmers	11-10
D734, Late	Schematic, voltage	13-7
D735	Schematic, socket, trimmer, change	13-98
	Alignment, voltage, notes	13-99
D736, S736 (1936)	See Belmont model 580 revised	
D737 (1935)	Schematic	11-11
	Voltage, socket, trimmers, coils, changes	11-12
D737-C (1936)	Schematic, socket, trimmers	11-13
	Voltage, resistance, coils, antenna data	11-14
	Alignment, noise data, notes	11-15
D737, Late	Schematic	13-100
	Voltage, socket, trimmer, coils, resistance	13-101
D739	Schematic, voltage, socket, trimmers, assembly	11-17
	Alignment, notes, parts	11-18
D-740, S740 (1934) (Mallory Vibrator 296)	Schematic, voltage, socket, alignment, trimmers	11-16
D741	See Belmont model 880	
S-741	Schematic, alignment	12-3
S-741, Series A, B, C	Socket, trimmers	12-4
D743 (1936)	Schematic, voltage, socket, trimmers, battery connections	11-21
	Alignment, notes	11-22
D743-W, S743 (1935)	Schematic	11-19
	Alignment, trimmers, socket, voltage, resistance	11-20
D744 (1936)	Schematic, voltage, socket, trimmers	11-23
	Alignment, assembly, notes	11-24
D744 (1937)	Schematic, voltage, socket, trimmers, battery connections	11-25
	Alignment, notes, assembly	11-26
D745 (1936)	Schematic, socket, trimmers, coils	11-27
	Voltage, alignment, notes, parts	11-28
D-745 (1937)	Schematic, speaker connections	12-25
	Alignment, socket, trimmers, changes	12-26
D745, Early	Schematic, socket, trimmer	13-8
D745, Late	Schematic, socket, trimmer	13-102
	Voltage, alignment, parts list	13-103
D746	Schematic, voltage, socket, trimmers	12-6
	Tuner	12-2
D747	See Belmont model 677	
D748, Early	Schematic, socket trimmer	13-9
	Alignment, trimmer	13-10

WESTERN AUTO SUPPLY CO.—(Cont.)		PAGE
MODEL		
D748, Lato	Schematic, socket, trimmer, alignment	13-104
D900	Schematic	13-11
D901	Alignment, socket, trimmer	13-4
D904	Schematic, voltage	13-13
D905	Alignment, socket, trimmer	13-14
D906	Schematic, voltage, socket, trimmer	13-15
	Parts list	13-16
	Alignment, tuner	13-17
906C	Schematic, alignment	13-18
D910, Issues A, B	Schematic, voltage, socket, trimmer	13-19
	Alignment, trimmer	13-20
	Push-button data	13-21
D911	Schematic, notes	13-22
	Alignment, socket, trimmer, push-button data	13-23
D912	See Continental model 5L	
D913; D913, Issue C	Schematics	13-27
	Voltage, push-button data	13-28
	Alignment, socket, trimmer, resistance	13-29
D914	Schematic	13-30
	Alignment, service notes, socket, trimmer	13-31
	Voltage, push-button data	13-28
D914, Issue C	Schematic	13-30
	Voltage, tuner	13-28
	Alignment, socket, trimmer, notes	13-31
D915, Issues A, B	Schematic	13-32
D915, Issue C	Schematic	13-32
D915, Issues A, B, C	Alignment, socket, trimmer, voltage, notes	13-33
	Push-button data	13-28
D920	Alignment	13-24
	Schematic	13-25
	Voltage, socket, trimmer, push-button data	13-26
D-920B	Schematic, socket, trimmers	12-7
D921	Alignment, voltage, socket, tuner	12-8
	Schematic, voltage, socket	12-9
	Tuner	12-8
D924	Alignment, trimmers, socket	12-10
	Schematic, voltage, socket, trimmer	13-15
	Parts list	13-16
	Alignment, tuner	13-17
D924C	Schematic	13-34
	Alignment, tuner	13-17
D925, Issue A	Schematic, voltage, socket, trimmer	13-36
	Alignment, socket, trimmer	13-37
D925, Issue B	Schematic	13-35
D926, D1926	Schematic, socket, trimmer	13-38
	Alignment	13-40
D926, D1926, Issue A	Schematic, voltage	13-39
	Alignment, socket, trimmer	13-40
D926, D1926, Issue B	Schematic, voltage	13-41
	Alignment, socket, trimmer	13-40
	Changes	13-42
D929	Schematic, voltage, socket	12-11
	Alignment, trimmers, socket	12-12
D930, D711	Schematic, socket, trimmers, tuner	12-13
D934	Schematic, voltage, socket, coils	12-14
	Alignment, trimmers, dial drive, tuner	12-23
D935	See Continental model 4A	
D936	See Continental model 4C	
D937, Issue B	Schematic, voltage, socket, trimmers, coils	12-15
	Alignment, antenna trimmer	12-23
D938	Schematic, voltage, trimmers, socket	12-16
	Alignment, antenna trimmer	12-23
D939	See Continental model 4F, 4Z	
D940, Issues A, B	Schematics	13-45
	Alignment, voltage, socket, trimmer	13-46
D941, Issue A	Schematic, voltage	13-47
	Alignment, socket, trimmer	13-48
D941, Issue B	Schematic, voltage	13-47
	Alignment, socket, trimmer	13-48
D976, Issues A, B	Schematic, voltage	13-49
	Alignment, socket, trimmer	13-48
D978, Issue A	See Belmont model 678A	
D978, Issue B	Same as Belmont model 678B, except for R30 (10 ohms) between pilot and S1	
D978, Issue C	See Belmont model 678C	
D1001, Issue A	Schematic, voltage	13-50
	Alignment, socket, trimmer	13-51
D1002	Schematic, socket, trimmer	13-52
	Alignment, voltage, trimmer	13-53
D-1003	Schematic, voltage, resistance	12-27
	Alignment, socket, trimmers, tuner	12-28
D1013, D1014, Issue A	Schematic, alignment	13-54
	Voltage, socket, trimmer, resistance	13-55
D1015, D1016	Schematic, voltage, alignment, socket, trimmer	13-56
D1020, Issue A	Schematic, alignment	13-57

(Continued)

WESTERN AUTO SUPPLY CO.—(Cont.)		PAGE
MODEL		
D1020, Issue A (Cont.)	Voltage, socket, trimer, resistance	13-58
D1020	See Continental model 4J	
D1021	Same as Continental model A5, issue B except battery switch and R16 omitted	
D1022	See Continental model E6	
D1035	Same as Continental model B4 except battery switch and R10 omitted.	
D1040, Issue A	Schematic, alignment, voltage, socket, trimmer	13-59
D1041, Issue A	Schematic, voltage, socket, trimmer	13-105
	Alignment, notes	13-106
D1042, Early and Issue A	Schematic, coils	12-17, 18
	<i>Clarified Schematics</i> C.S.	12-1
	Socket, voltage, dial drive	12-19
	Alignment, tuner, phono connection, drive cord	12-20
D1070	Schematic, voltage, socket, trimmers	12-21
	Alignment, trimmers, antenna coil assembly	12-22
D1075 DC	Schematic, voltage, alignment, socket, trimmer	13-60
D-1076	Schematic, voltage, socket, trimmers	12-29
	Alignment, trimmers	12-30
	Record changer data	12-31
D1077	Schematic, alignment, trimmer	13-61
D1080	Schematic, voltage, socket, trimmers	12-24
D1080B	See model 1080	
D1081	Schematic, voltage, alignment, socket, trimmer	13-62
D1090, D4035	Schematic	13-63
	Alignment	13-38
D1090, D4035, Issues A, C	Schematic, voltage, socket, trimmer	13-64
	Alignment	13-65
D1091, D4040, Issue A	Schematic, voltage	13-66
	Alignment	13-10
	Push-button data, socket, trimmer	13-67
D-1117	Schematic, voltage, socket	12-33
	Alignment, trimmers, dial data	12-34
D1118, D1202, D2127, D2224	Schematic, socket, trimmer	13-68
	Alignment, voltage, drive-cord data	13-69
D-1123	Schematic, resistance, voltage	12-35
	Alignment, socket, trimmers, notes	12-36
D1124	Schematic	13-70
	Voltage, alignment, socket, trimmer	13-71
D1143, Issue A	Schematic, trimmer	13-72
	Alignment	13-73
D1145, D1176	Schematic, voltage	13-74
	Socket	13-67
	Alignment, trimmer	13-78
D1171, Issue B	Schematic, voltage	13-75
	Alignment, socket, trimmer	
	resistance	13-76
D1172, D2149, Issue A	Schematic, voltage	13-77
	Alignment, socket, trimmer, drive-cord data	13-78
D1175	Schematic, trimmer	13-72
	Alignment	13-73
D1176	See model D1145	
D1180, D3115	Schematic, socket, trimmer	13-79
	Alignment, voltage	13-69
D1182	Schematic, alignment, socket, trimmer	13-80
	Voltage, battery connections	13-70
D-1190	Schematic, voltage	12-37
	Alignment, socket, trimmers, assembly, notes	12-38
D1191, D4140, Issue A	Schematic, voltage	13-81
	Socket, trimmer	13-82
	Alignment	13-65
D1191, D-4140, Issue B	Schematic, socket	13-82
	Voltage	13-65
D1192	Schematic, voltage, alignment, socket, trimmer	13-83
D1202	See model D1118	
D1926	See model D926	
D2127	See model D1118	
D2133	Schematic	13-107
	Alignment, socket, trimmer, voltage, drive-cord data	13-108
D2149	See model D1172	
D2224	See model D1118	
DE3000	Schematic, voltage, socket, trimmer	13-84
	Alignment	13-73
D3115	See model D1180	
D4035	See model D1090	
D4040	See model D1091	
D4140	See model D1191	
D4230	Schematic, socket, trimmer	13-109
	Alignment, voltage	13-110
D4240	Schematic, voltage, socket, trimmer	13-85
	Alignment	13-65

**WESTERN AUTO CALIF.  
WESTINGHOUSE**

WESTERN AUTO SUPPLY OF CALIFORNIA		PAGE
MODEL 169	Schematic, voltage, socket, trimmers, alignment, tuner	Misc. 11-9
279	Schematic, voltage, socket, trimmers, alignment, tuner	Misc. 11-9
<b>WESTERN ROYAL</b>		
W261, Series A	Schematic, voltage, push-button data	13-1
W481	Alignment, socket, trimmer	13-2
	Schematic, voltage	13-3
	Alignment, socket, trimmer, push-button data	13-4
W642, Series A	Schematic, voltage, socket, trimmer	13-5
W671	Alignment, push-button data	13-6
	Schematic, voltage	13-7
	Alignment, trimmer	13-8
<b>WESTINGHOUSE ELECTRIC SUPPLY CO.</b>		
WR12K1	Schematic, socket, trimmer, voltage	13-1
	Alignment, lead dress	13-11
WR12X1 WR12X2	Schematic, socket, trimmer, voltage	13-1
	Alignment, lead dress	13-11
WR12X3, WR12X5, WR12X6	Schematic, voltage, alignment, socket, trimmer	13-2
WR12X8	Schematic, voltage, socket, trimmer, lead dress	13-3
	Alignment	13-11
WR12X9, WR12X12	Schematic, voltage, socket, trimmer, lead dress	13-4
	Alignment	13-11
WR12X10, WR12X11	Schematic, voltage, socket, trimmer	13-5
	Alignment, lead dress	13-6
WR12X14	Schematic, voltage, socket, trimmer	13-5
	Alignment, lead dress, drive-cord data, tuner	13-6
WR12X15	Schematic, voltage	13-7
	Lead dress, drive-cord data	13-6
	Alignment, socket, trimmer, tuner	13-8
WR12X16	Schematic, voltage, lead dress	13-9
	Alignment, socket, trimmer, push-button data	13-10
	Drive-cord data	13-8
WR42X1	Schematic, voltage, alignment, socket, trimmer	13-12
WR42X3, WR42X7	Schematic, voltage	13-13
	Alignment, socket, trimmer, lead dress, drive-cord data	13-14
WR42X4, WR42X14	Schematic, voltage	13-15
	Alignment, socket, trimmer, lead dress, drive-cord data	13-16
WR42X5, WR42X15	Schematic, voltage, push-button data	13-17
	Alignment, socket, trimmer, lead dress, drive-cord data	13-16
WR62K1, WR62K2	Schematic, voltage, alignment, socket, trimmer, lead dress	13-15
WR62K3	Schematic, voltage, socket, trimmer, alignment	13-18
WR120	Schematic, voltage	11-1
	Alignment, parts	11-2
WR140	Schematic, voltage	11-3
	Alignment, parts	11-4
WR150, Early, Late	Schematic, voltage, alignment, socket, trimmers, notes	11-5
WR152	Schematic, voltage	11-7
	Alignment, chassis, socket, trimmers, parts	11-8
WR-158	Schematic, voltage, chassis, socket	12-1
	Alignment, trimmers, socket, dial drive, tuner	12-2
WR162	Schematic, voltage, alignment, socket, trimmers, dial data	11-9
	Parts list	11-10
WR165W, WR165I, WR165M	Schematic, voltage, alignment, socket, trimmers, lead dress	11-6
WR166A	Schematic, voltage	11-7
	Socket, trimmers, alignment	11-11
WR166B, WR166C, WR166G, WR166I, WR166R, WR166W	Schematic, socket, voltage, alignment, trimmers, lead dress	11-11
WR166L, WR166LB, WR166LC, WR166LI, WR166LG, WR166LR, WR166LW	Schematic, voltage, socket, trimmers	11-36
	Alignment, lead dress	11-11
WR168, WR168A	Schematic, voltage, socket, alignment, trimmers, lead dress, dial data	11-12
WR168B	Schematic, voltage, socket, trimmers	11-13
WR169	Schematic, voltage, alignment, socket, tuner	11-14
WR170	Schematic, voltage, alignment, socket, phonograph data	11-23
	Tuner data	11-22

WESTINGHOUSE ELECTRIC SUPPLY CO.—(Cont.)		PAGE
WR-172, WR-373Y	Schematic, voltage, socket, trimmers, phono data, speaker data	12-3
	Tuner	12-32
	Alignment	12-4
WR-173L	Schematic, voltage, socket, trimmers	12-5
WR-174L	Schematic, voltage, socket, trimmers	12-5
WR-175	Schematic, voltage, socket, trimmers	12-6
	Alignment	12-4
WR-176	Schematic, voltage, socket, trimmers	12-6
	Alignment	12-4
WR-210, WR-310	Schematic, voltage	12-7
	Alignment, trimmers, socket, chassis	12-8
WR224	Schematic, voltage, resistance	11-15
	Alignment, parts	11-16
WR258, Runs A, B, C, etc.	Schematic, voltage, chassis wiring, lead dress	11-18
	Socket, trimmers, drive cord, notes	11-17
	Alignment, tuner	11-20
WR260, Runs A, B, C, etc.	Schematic, voltage, chassis wiring, lead dress	11-19
	Socket, trimmers, drive cord, notes	11-17
	Alignment, tuner	11-20
WR262	Schematic, voltage, socket, trimmers	11-13
	Parts list	11-10
WR270	Schematic, voltage, phonograph data	11-21
	Alignment, socket, trimmers, tuner	11-22
WR-272	Schematic, voltage, socket, trimmers	12-11
	Alignment	12-4
	Record player connections	12-4
WR-272L	Schematic, voltage, socket, trimmers, tuner, speaker data	12-9
	Alignment, loop connections, dial drive, record player connections	12-10
WR-274	Schematic, voltage, socket, trimmers, speaker connections, Alignment, tuner, dial drive, phono data	12-12
WR-290	Schematic, voltage, socket, trimmers	12-41
	<i>Clarified Schematics ...C.S. 12-1, 12-2</i>	
	Alignment, trimmers, tuner, loop antenna, dial drive, speaker data	12-42
WR-310	See model WR-210	
WR311	Schematic, voltage	13-19, 20
	Alignment, socket, trimmer, chassis	13-21
	Parts list	13-22
WR330, WR332	Schematic, tuner assembly	13-23, 24
	Parts list, socket, trimmer, chassis, alignment	13-26
WR332	Tuner adjustments, tuner parts list	13-25
WR-334	Schematic, voltage, coil resistance data	12-13, 14
	Alignment	12-18
	Trimmers, socket, chassis	12-17
	Parts list	12-16
WR336	Schematic, voltage, resistance	13-27, 28
	Socket, trimmer, chassis	13-29
	Alignment	13-30
	Tuner assembly	13-23, 24
	Tuner adjustments, tuner parts list	13-25
WR-342	Schematic, voltage, coil resistance data	12-15
	Parts list	12-16
	Trimmers, socket, chassis	12-17
	Alignment	12-18
WR366	Schematic, lead dress	11-24
	Chassis wiring, voltage	11-25
	Socket, trimmers, drive cord data	11-26
	Tuner assembly, data, Part 1	11-27
	Tuner data, Part 2, notes	11-28
	Alignment	11-29
WR368	Schematic, lead dress	11-31
	Socket, trimmers, drive cord data	11-26
	Tuner assembly, data, Part 1	11-27
	Tuner data, Part 2, notes	11-28
	Alignment	11-29
	Chassis wiring, voltage	11-30
WR370	Schematic, drive cord, speaker data	11-33
	Tuner assembly, data, Part 1	11-27
	Tuner data, Part 2, notes	11-28
	Tuner adjustments	11-29
	Chassis wiring, voltage, lead dress	11-32
	Alignment, trimmers, socket, notes	11-34
WR-372	Schematic, voltage, socket, trimmers	12-19
	Alignment	12-4
	Record player connections	12-4

WESTINGHOUSE ELECTRIC SUPPLY CO.—(Cont.)		PAGE
MODEL		
WR-372L	Schematic, voltage, socket, trimmers, record player connections	12-20
WR-373	Schematic, voltage, socket, trimmers	12-19
	Alignment	12-4
WR-373L	Schematic, voltage	12-20
WR-373Y	See model WR-172	
WR-374	Schematic, voltage, socket, trimmers, speaker data	12-21
	Alignment, tuner, dial drive, phono data	12-22
WR-374L	Schematic, voltage, socket, trimmers, speaker data	12-23
	Alignment, tuner, dial drive	12-24
WR-375	Schematic, voltage, socket, trimmers, speaker data	12-25
WR-386	Schematic, voltage, socket, trimmers	12-26
	Clarified Schematics	C.S. 12-3
WR-388	Schematic, voltage	12-27
	Tuner, socket, trimmers, alignment	12-28
WR468	Schematic, voltage	11-35
	Alignment, phonograph data, lead dress	11-36
WR468L	Schematic, voltage	11-35
	Alignment, phonograph data, lead dress	11-36
WR-470	Schematic, voltage, socket, trimmers	12-29
	Tuner	12-32
WR-473, WR-474	Schematic, voltage, socket, trimmers, speaker data	12-31
	Automatic record changer	12-32
	Tuner	12-32
	Alignment	12-4
	Automatic record changer data	12-30
WR-474L	Schematic, voltage, socket, trimmers, speaker data	12-33
	Alignment, automatic record changer, dial drive, speaker and cable connections	12-34
	Automatic record changer data	12-30
WR475	Schematic, socket, trimmers, alignment	11-9
WR-476	Schematic, voltage, socket, trimmers, speaker data	12-35
	Alignment, automatic record changer, dial drive, speaker and cable connections	12-34
	Tuner	12-24
WR480	Schematic, voltage	13-31
	Alignment, socket, trimmer, drive-cord data	13-32
WR-482	Schematic, voltage	12-37
	Alignment, trimmers, socket, tuner, dial drive	12-38
WR-484	Schematic, voltage	12-37
	Alignment, trimmers, socket, tuner, dial drive	12-38
WR-486	Schematic, voltage, trimmers, speaker data	12-36
	Clarified Schematics	C.S. 12-4
WR502	Schematic, voltage	11-37
	Service data, vibrator adjustments	11-38
	Alignment, socket, trimmers, parts	11-39
	Chassis, parts	11-40
WR503	Schematic, voltage	11-41
	Alignment, parts	11-42
	Service notes	11-38
	Chassis, socket, trimmers	11-43
WR610	Schematic, voltage, trimmers	11-45
	Alignment, parts	11-46
WR-674	Schematic, voltage, socket, alignment, trimmers, speaker data	12-39
WR675, WR675A	Schematic, voltage, alignment, socket, trimmers	11-44
WR676	Schematic, voltage, alignment, socket, trimmer	13-33
WR677	Schematic	11-47
WR-682, WR-682A	Schematic, voltage, alignment, trimmers, installation notes	12-40

WESTINGHOUSE INTERNATIONAL

M101	Schematic, voltage, trimmer	13-1
	Alignment, socket, drive-cord data	13-2
M102, M111	Schematic, voltage	13-3
	Alignment, trimmer, drive-cord data	13-4
M103, M112, M116	Schematic, voltage	13-5
	Alignment, drive-cord data	13-6
	Switch connections, trimmer, socket, sensitivity	13-7
WR103	Schematic, voltage	13-8
	Alignment, parts list	13-9
	Socket, trimmer, chassis	13-10
M108	Schematic	13-11
	Alignment, socket, trimmer, voltage, note	13-12
	Switch connections, drive-cord data	13-13
M110, M114	Schematic	13-15
	Alignment, trimmer	13-14
	Voltage, socket, drive-cord data, note	13-16

WESTINGHOUSE INTERNATIONAL—(Cont.)		PAGE
MODEL		
M112, M116	See model M103	
WR315	Schematic, alignment	11-1, 2
	Socket, trimmers, chassis	11-3
	Alignment, parts list	11-4
WR330	Schematic, voltage, resistance	13-17, 18
	Parts list	13-19
	Socket, trimmer, chassis	13-20
	Alignment	13-21

WHOLESALE RADIO SERVICE CO., INC.

BS-3	Schematic, socket, trimmer	13-1
C-16, 19, 259, 269	Schematic, alignment	13-3
C34, 3790	Schematic	13-7
M42	Schematic	13-8
S-53	Schematic, alignment	13-2
CC-57, CC-57T, 493	Schematic	13-4
CC98, 939	Schematic	13-5
C-116	Schematic	13-6
C117, Series B	Schematic	13-9
C125	Schematic	13-10
259, 269	See model C-16	
493	See model CC-57	
939	See model CC-98	
3790	See model C-34	

WILCOX-GAY CORP.

Insta-Matic Record Changer	Assembly, description	13-1
	Service notes, part 1	13-2
	Service notes, part 2	13-3
	Service notes, part 3, schematic	13-4
	Wiring diagram	13-5
Thin Man	See model A-53	
5A6	Schematic, voltage	13-6
6AC5	Schematic	13-6
	Alignment, trimmer	13-7
	Socket	13-9
6J4	Schematic, voltage, socket, trimmers	12-1
	Alignment	12-2
6M6	Schematic, voltage, socket, trimmers	12-3
	Alignment	12-2
6P4	Schematic, voltage, socket, trimmers	12-4
	Alignment	12-2
	Schematic, voltage, socket	12-5
6S12	Parts, trimmers	12-6
	Alignment	12-2
	Schematic, socket	13-8
7A5	Alignment, trimmer	13-7
	Schematic, socket	13-9
7AC5	Alignment, trimmer	13-7
	Schematic, socket	13-10
7B6	Schematic, socket	13-11
7BA6	Schematic, voltage, socket, trimmers	12-7
7C6, 7CB6	Alignment	12-2
	Schematic, voltage, socket	12-8
7D6	Trimmers	12-7
	Alignment	12-2
	Schematic, socket, trimmers	11-1
7G5, 7GB5	Alignment, voltage	11-2
	Schematic, socket, trimmers	11-3
7J7	Alignment, voltage	11-2
	Schematic, socket, trimmers	11-4
7K7	Alignment, voltage	11-2
	See model A-51	
8C4		
8K2, A-56, A-60,	Record-Player	12-11
	Schematic, socket	
9E5 Chassis	See model A73	
9J9 Chassis	See model A70	
9N7	See model A79	
9P7	See model A78	
9Q5	See model A72	
A-51, 8C4	Schematic, voltage, socket	12-13
A-53 (1939), "Thin Man"	Schematic, socket	12-11
A-56, A-60	See model 8K2	
A61 Wireless Record Player	Schematic, notes	11-5
	Motor data	11-22
	Schematic, notes	11-5
A63 Wireless Record Player	Motor data	11-22
	Schematic, notes	11-5
A64 Wireless Record player	Motor data	11-22
	Schematic, socket, trimmers	11-6
A69	Schematic, switch data	11-7
A70, A81, A82, Chassis 9J9	Chassis, voltage	11-8
	Recorder adjustments	11-9
	Recorder notes, part 1	11-10
	Recorder notes, part 2	11-11
	Recorder notes, part 3, alignment, trimmers	11-12
A71	Schematic	11-21
A72 Recordio, Chassis 9Q5	Schematic	11-13
	Chassis, voltage, socket	11-14
	A-F service note	11-22
	Recorder adjustments	11-9
	Recorder notes, part 1	11-10
	Recorder notes, part 2	11-11
	Recorder notes, part 3	11-12
A73, Chassis 9E5	Schematic, socket, trimmers	11-15
	Voltage, alignment, chassis, socket	11-16
A78, Chassis 9P7	Schematic, socket, voltage, trimmers, alignment	11-17
	Chassis	11-18
A79, Chassis 9N7	Schematic, socket, trimmers	11-19
	Chassis	11-20
	Alignment, voltage	11-17

# WILCOX-GAY ZENITH

## WILCOX-GAY CORP.—(Cont.)

MODEL		PAGE
A-85, A-87, A-88, A-90	Schematic, push-button data	12-9
	Voltage, socket, trimmers, alignment, parts layout	12-10
A-89, A-91, A-92, A-93, A-94	Schematic	12-13
	Voltage, parts layout, notes, socket	12-12
	Trimmers, alignment, push-button data	12-14
A-93, A-94	Recorder notes, part 1	12-14
	Notes, part 2	12-15
A-93, A-94, A-96	Record-changer notes, part 1	12-16
	Notes, part 2	12-17
	Notes, part 3	12-18
A-95 Record Player	Schematic, assembly, notes	13-12
A-100	Schematic	12-19
	Voltage, socket, trimmers, alignment, parts layout, loop connections	12-20
A101	Notes	12-12
A-103	Schematic	13-5
A-104, A-107	Schematic, voltage	13-13
	Alignment, socket, trimmer	13-14
A-105	Schematic, alignment, socket	13-15
A-106	Schematic, voltage, socket, trimmer	13-16
	Alignment	13-17
A-107	See model A-104	
A-111, A-112	Schematic, voltage	13-18
	Alignment, socket, trimmer	13-19
A-113, A-113B, A-114, A-115, A-115B	Schematic, voltage	13-20
	Alignment, socket, trimmer	13-21

## WINDSOR

See WARWICK

## RUDOLPH WURLITZER COMPANY

041,0413	Schematic, voltage	13-1
071,0713	Schematic, voltage	13-2
550	Schematic, connections, notes	13-3
551	Schematic, voltage	13-4
570	Schematic, voltage	13-5
651	Schematic, voltage	13-6
671	Schematic, voltage	13-7
672	Schematic, voltage	13-8
680	Schematic, voltage	13-9
700, 7003	Schematic, voltage	13-10
0713	See model 071	
741	Schematic, voltage	13-11
742	Schematic, voltage	13-12
743	Schematic, voltage	13-13
751	Schematic, voltage	13-14
752	Schematic, voltage	13-15
753	Schematic, voltage	13-16
754	Schematic, voltage	13-17
771	Schematic, voltage	13-18
800, 8003	Schematic, voltage	13-19
841	Schematic, voltage	13-20
842	Schematic, voltage	13-21
843	Schematic, voltage	13-22
851	Schematic, voltage	13-23
852	Schematic, voltage	13-24
853	Schematic, voltage	13-25
854	Schematic, voltage	13-26
7003	See model 700	
8003	See model 800	

## ZENITH RADIO CORP.

The present method used in designating Zenith chassis is as follows:

The first numeral designates the number of tubes.

The letter designates the year, i.e.: A-1941, B-1942, C-1943, etc.

The last numeral designates the individual type of chassis. For instance, chassis No. 6A05 is the fifth 6-tube chassis engineered for the 1941 line.

The receiver model numbering system is similar inasmuch as the first numeral designates the number of tubes, the letter designates the type of chassis as shown below, and the last numeral is the number of the cabinet. Cabinets are numbered by years, i.e.: The 300 series was used in the 1939 line, the 400 series in the 1940 line, and the 500 series in the 1941 line.

The meanings of the letters are as follows:

A—all wave, B—6-volt, D—ACDC, F—2 volt, G—battery pack and 110 volt, J—6-volt and 110 volt, K—battery pack, L—long and standard wave, M—automotive, P—Police and standard wave, R—standard wave only, S—Short and standard wave, U—ultra short, short and standard wave, X—32-volt.

Bakelite models replaced with wooden cabinets are designated by a "2" after the letter in the model number. Example: 5D611 becomes 5D2611.

Ford Roto-Matic 01A18805	See model 6MF490
Nash Deluxe AC4289	See model 6MN496
Nash Special AC4398	See model 6MN495
Wireless Record Player	See model S7000
4A01 Chassis	See model 4B515
4A02 Chassis	See model 4K515
4A03 Chassis	See model 4B536
4A04 Chassis	See model 4K535
4B01 Chassis	See model 4K600
4B02 Chassis	See model 4K616
4B03 Chassis	See model 4K635
4B04 Chassis	See model 4B639
4B05 Chassis	See model 4K640
4B422, 4B437, 4B466, 4B468, Chassis 5417	Schematic, socket, voltage, trimmers
	Alignment

MODEL		PAGE
4B515, Chassis 4A01, 4B536, Chassis 4A03	Schematic, voltage, socket, trimmers, gain	12-1
4B639 Chassis 4B04	Schematic, voltage, socket, trimmer, gain	13-1
	Alignment	13-3
4K402D, 4K402L, 4K402M, 4K402Y, Chassis 5419	Schematic, voltage	11-2
	Alignment, trimmers	11-30
4K515, Chassis 4A02, 4K535, 4K570, Chassis 4A04	Schematic, voltage, socket, trimmers, gain	12-2
4K422, 4K435, 4K465, 4K466, Chassis 5420	Schematic, voltage, socket, alignment, trimmers	11-3
4K600, Chassis 4B01	Schematic, voltage, socket, trimmers, alignment	12-30
	Alignment instructions	13-2
4K616, 4K2616, Chassis 4B02; 4K635, 4K658, Chassis 4B03	Schematic, voltage, gain, socket, trimmer, alignment	13-3
4K640, Chassis 4B05	Schematic, voltage, gain, socket, trimmer	13-4
	Alignment	13-5
4K2616	See model 4K616	
5A01 Chassis	See model 5G500	
5A02 Chassis	See model 5G537	
5A03 Chassis	See model 5G504F	
5A10 Chassis	See model 5G510	
5B01 Chassis	See model 5D610W	
5B02 Chassis	See model 5D611	
5B03 Chassis	See model 5R680	
5B04 Chassis	See model 5K637	
5B05 Chassis	See model 5G617	
5B06 Chassis	See model 5G636	
5B07 Chassis	See model 5G603	
5B13 Phono Chassis	See model 5R686	
5B14 Chassis	See model 5R680X	
5D610, 5D610W, 5D625, Chassis 5B01	Schematic, voltage, gain, socket, trimmers, alignment	12-31
5D611, 5D2611, 5D627, Chassis 5B02	Schematic, voltage, gain, socket, trimmer, alignment	13-6
5G401D, 5G401L, 5G401M, 5G401X, Chassis 5537	Schematic, voltage	11-2
	Alignment, trimmers	11-30
5G438, 5G467, Chassis 5536	Schematic, voltage, socket, trimmers	11-4
	Alignment	11-3
5G441, 5G442, 5G461, Chassis 5539	Schematic, voltage, socket, trimmers	11-5
	Tuner adjustments	11-31
	Tuner	11-32
5G484, 5G484-M, Chassis 5538	Schematic, voltage	11-6
	Alignment, trimmers	11-30
5G500, 5G500L, Chassis 5A01	Schematic, voltage, socket, trimmers, gain	12-3
5G504F, 5G504M, Chassis 5A03	Schematic, voltage, socket, trimmers, gain	12-4
	Alignment, trimmers, socket, service notes	12-9
5G510, 5G534, Chassis 5A10	Schematic, voltage, socket, gain	12-5
5G537, 5G572, Chassis 5A02	Schematic, voltage, socket, gain	12-6
	Alignment, trimmers, socket	12-26
5G603, Chassis 5B07	Schematic, voltage, gain, socket, trimmer	13-7
	Alignment	13-5
5G617, 5G2617, Chassis 5B05; 5G636, Chassis 5B06	Schematic, voltage, gain, socket, trimmer, alignment	13-9
5K637, Chassis 5B04	Schematic, voltage, gain, socket, trimmer, alignment	13-10
5R680, Chassis 5B03	Schematic, voltage, gain, socket, trimmer, alignment	13-10
5R680X, 5R680XJ, Chassis 5B14	Schematic, voltage, gain, socket, trimmer	13-11
	Alignment	13-5
5R686, 5R686J, Chassis 5B13 Phono	Schematic, voltage, gain, socket, trimmer, alignment	13-12
6A01 Chassis	See model 6D510	
6A02 Chassis	See model 6S527	
6A04 Chassis	See model 6S580	
6A05 Chassis	See model 6S546	
6A05R Chassis	See model 6S532	
6A08 Chassis	See model 6R583	
6A10 Chassis	See model 6D525	
6A13 Chassis	See model 6S511	
6A14 Chassis	See model 6S511W	
6A16 Chassis	See model 6D512	
6A17 Chassis	See model 6MN595	
6A19 Chassis	See model 6G501F	
6A20 Chassis	See model 6S596	
6A21 Chassis	See model 6MF590	
6A23 Chassis	See model 6MF593	
6A24 Chassis	See model 6D516	
6A25 Chassis	See model 6G533	
6A26 Chassis	See model 6D520	
6B01 Chassis	See model 6D614	

ZENITH RADIO CORP.—(Cont.)		PAGE
MODEL		
6B02 Chassis	See model 6R631	
6B03 Chassis	See model 6G601D	
6B04 Chassis	See model 6D612	
6B05 Chassis	See model 6D615	
6B06 Chassis	See model 6R633	
6B08 Chassis	See model 6S632	
6B09 Chassis	See model 6G638	
6B14 Chassis	See model 6D620	
6B25 Chassis	See model S9005	
6D410, 6D411, 6D425, Chassis 5659, 5663	Schematic	11-7
	Alignment, trimmers	11-30
	Service notes	11-32
6D413, 6D414, 6D426, 6D427, 6D446, 6D455, Chassis 5660, 5664	Schematic, voltage, socket	11-8
	Alignment, trimmers	11-30
	Tuner adjustments	11-31
	Tuner	11-32
6D510, Chassis 6A01, 6D525, 6D526, Chassis 6A10	Schematic, voltage, socket, gain	12-7
	Alignment, trimmers, socket, service notes	12-9
6D512, 6D512W, 6D539, Chassis 6A16	Schematic, voltage, socket, trimmers, gain	12-8
6D516, Chassis 6A24	Schematic, voltage, gain, alignment, socket, trimmers	12-32
6D520, 6D520W, 6D538, Chassis 6A26	Schematic, voltage, gain, alignment, socket, trimmers	12-34
6D612, 6D612W, 6D622, 6D628, 6D2612, Chassis 6B04	Schematic, voltage, gain, socket, trimmer, alignment	13-13
6D614, 6D614W, 6D621, 6D629, 6D2614, Chassis 6B01	Schematic, voltage, gain, socket, trimmer, alignment	13-14
6D615, 6D615W, 6D623, 6D630, 6D2615, Chassis 6B05	Schematic, voltage, gain, socket, trimmer, alignment	13-15
6D620, 6D624, 6D644, Chassis 6B14	Schematic, voltage, gain, socket, trimmer, alignment	13-16
6G501F, 6G501M, 6G501L, 6G505, Chassis 6A19	Schematic, voltage, socket, gain, wavetrap	12-10
6G533, 6G560, Chassis 6A25	Schematic, voltage, gain, alignment, socket, trimmers	12-33
6G601D, 6G601L, 6G601M, 6G601MH, 6G601ML, Chassis 6B03	Schematic, voltage, gain, socket, trimmer, alignment	13-17
6G638, 6G660, Chassis 6B09	Schematic, voltage, gain, socket, trimmer	13-18
	Alignment	13-5
	Schematic	11-9
	Voltage, socket, trimmers	11-28
	Alignment	11-30
	Tuner	11-31
6MJ490, Ford Roto-Matic, 01A18805	Schematic, voltage	11-13
	Alignment, trimmers, socket, tuning adjustments	11-14
6MF590, 6MF591, Chassis 6A21 Ford	Schematic, voltage	12-41
	Alignment, socket, trimmers, tuner	12-42
6MF593, Chassis 6A23	Schematic, voltage	12-43
	Alignment, socket, trimmers	12-44
6MN495, Nash Special AC4398, Chassis 5673	Schematic, voltage, socket, trimmers	11-15
	Alignment, tuner	11-32
6MN496, Nash Deluxe AC4289, Chassis 5676	Schematic, voltage, socket, trimmers	11-16
	Alignment, tuner	11-32
6MN595, Chassis 6A17 Nash	Schematic	12-45
	Alignment, voltage, socket, trimmers, tuner	12-46
	Dial data	12-48
6MW693	Schematic, socket, trimmer	13-19
	Voltage, alignment	13-20
6P416, 6P417, 6P418, 6P419, 6P428, Chassis 5661, 5665	Schematic, voltage, socket	11-10
	Alignment, trimmers	11-30
6P418, 6P419, 6P428, 6P429, 6P430, 6P447, 6P448, 6P457, Chassis 5662, 5666	Schematic	11-7
	Alignment, trimmers	11-30
	Voltage, socket	11-10
	Tuner adjustments	11-31
	Tuner	11-32
6R481, Chassis 5675	Schematic, voltage, socket, alignment, trimmers	11-11
6R485, Chassis 5672-P	Schematic, voltage	11-12
	Alignment, trimmers, socket	11-11
	Tuner adjustments	11-31
	Tuner	11-32
6R583, 6R592, Chassis 6A08	Schematic	13-21
	Alignment	12-9
6R631, Chassis 6B02	Schematic, voltage, gain, socket, trimmer	13-22
	Alignment	13-23

ZENITH RADIO CORP.—(Cont.)		PAGE
MODEL		
6R683, 6R684, 6R687R* 6R688, Chassis 6B06	Schematic, socket, trimmer, voltage, gain, alignment	13-24
6S439, 6S469, Chassis 5678	Schematic, voltage, socket, trimmers	11-17
	Alignment	11-19
	Tuner	11-31
6S511, Chassis 6A13, 6S527, 6S528, Chassis 6A02, 6S580, Chassis 6A04	Schematic, voltage, socket, gain	12-13
	Alignment, trimmers	12-27
	Service notes	12-9
	Phonograph data	12-28
6S532, Chassis 6A05R	Schematic, voltage, gain	12-36
	<i>Clarified Schematics</i> ..C.S.	12-11
	Alignment, socket, trimmers	12-35
6S546, 6S556, Chassis 6A05	Schematic, voltage, socket	12-11
	Alignment, trimmers, socket, gain	12-12
6S580	See model 6S511	
6S596, 6S597, Chassis 6A20	Schematic, voltage, socket, gain	12-14
	<i>Clarified Schematics</i> ..C.S.	12-11
	Alignment, trimmers, socket	12-26
6S632, 6S646, 6S656, Chassis 6B08	Schematic, voltage, gain, socket, trimmer	13-27
	Alignment	13-23
7A01 Chassis	See model 7S585	
7A02 Chassis	See model 7S529	
7A04 Chassis	See model 7S581	
7A08 Chassis	See model 7MN596	
7A09 Chassis	See model 7ML592	
7A11 Chassis	See model 7S598	
7B01 Chassis	See model 7S633	
7B01R Chassis	See model 7S633R	
7B02 Phono Chassis	See model 7S681	
7B04 Chassis	See model 7G605	
7G605, Chassis 7B04	Schematic, gain	13-25, 26
	Alignment	13-42
	Voltage, socket, trimmer	13-46
7ML592, Chassis 7A09 Lincoln	Schematic, voltage	12-49
	Alignment, socket, trimmers, tuner, dial data	12-50
7MN596, Chassis 7A08 Nash	Schematic	12-47
	Voltage	12-46
	Alignment, socket, trimmers, tuner, dial data	12-48
7S432, 7S433, 7S434, 7S449, 7S450, 7S458, 7S459, 7S460, 7S461, 7S462, Chassis 5719	Schematic, voltage, socket	11-18
	Alignment, trimmers	11-30
	Tuner adjustments	11-31
	Tuner, service notes	11-32
7S432, 7S433, 7S434, 7S449, 7S450, 7S458, 7S459, 7S460, 7S461, 7S462, Chassis 5724	Schematic, alignment, socket, trimmers	11-19
	Voltage	11-21
	Tuner adjustments	11-31
	Tuner, service notes	11-32
7S487, 7S488, 7S490, Chassis 5721	Schematic	11-20
	Alignment, trimmers	11-30
	Voltage, socket	11-18
	Tuner adjustments	11-31
	Tuner, service notes	11-32
7S487, 7S488, 7S490, Chassis 5725	Schematic, voltage, socket	11-21
	Alignment, trimmers	11-19
	Tuner adjustments	11-31
	Tuner, service notes	11-32
7S529, 7S530, 7S547, 7S557, 7S558, 7S559, Chassis 7A02; 7S581, 7S582, 7S584, 7S591, 7S591J Chassis 7A04	Schematic, gain	12-15
	<i>Clarified Schematics</i> ..C.S. 12-1, 12-2	
	Alignment, voltage, trimmers, socket	12-16
	Phonograph data	12-28
	Service notes	12-9
7S585, Chassis 7A01	Schematic, trimmers, alignment, socket	12-17
	<i>Clarified Schematics</i> ..C.S. 12-9, 12-10	
	Voltage, socket	12-20
7S598, Chassis 7A11	Schematic, voltage	12-37
	Alignment, socket, trimmers, gain	12-38
7S633, 7S634, 7S657, Chassis 7B01; 7S633R, 7S634R, 7S657R, Chassis 7B01R	Schematic, voltage, socket, trimmer, gain	13-28
	Alignment	13-29
7S681, 7S682, 7S685, Chassis 7B02 Phono	Schematic, voltage, gain, socket, trimmer	13-30
	Alignment	13-23
8A01 Chassis	See model 8S586	
8A02 Chassis	See model 8S531	
8A03 Chassis	See model 8S587	
8A04 Chassis	See model 8S593	
8B01 Chassis	See model 8S647	

\* Mahogany cabinet

# ZENITH ZEPHYR

ZENITH RADIO CORP.—(Cont.)		PAGE
MODEL		
8S432, 8S433, 8S434, 8S449, 8S450, 8S458, 8S459, 8S460, 8S461, 8S462, Chassis 5810	Schematic, voltage, socket, trimmers Alignment	11-22 11-30
8S443, 8S451, 8S463, Chassis 5808	Schematic Voltage, socket, trimmers Alignment Tuner Service notes	11-23 11-26 11-30 11-31 11-32
8S531, 8S548, 8S563, Chassis 8A02, 8S587, 8S588, Chassis 8A03	Schematic, voltage, socket, gain Alignment, trimmers, socket Phonograph data Schematic Voltage, socket, alignment, trimmers Schematic, voltage, socket, gain Alignment, trimmers, socket	12-18 12-16 12-28 12-19 12-20 12-21 12-26
8S647, 8S661 Chassis 8B01	Schematic, voltage, gain, socket, trimmer Alignment	13-31 13-29
10A1 Chassis	See model 10S531	
10A2 Chassis	See model 10S589	
10A2R Chassis	See model 10S599	
10A3 Chassis	See model 10H551	
10A3R Chassis	See model 10H571R	
10B1 Chassis	See model 10S669	
10B2 Chassis	See model 10S690	
10H551, 10H571, Chassis 10A3	Schematic, voltage, socket, trimmers, gain <i>Clarified Schematics</i> ...O.S. 12-7, Alignment, trimmers, socket	12-22 12-8 12-12
10H571R, 10H573, Chassis 10A3R	Schematic, voltage, gain Alignment, socket, trimmers Alignment procedure Tuner data	12-39 12-38 12-40 12-35
10S443, 10S452, 10S464, 10S470, 10S491, 10S492, Chassis 1005	Schematic Alignment Voltage, socket, trimmers Tuner Service notes Phono. circuit schematic	11-24 11-30 11-26 11-31 11-32 11-29
10S491, 10S492, Chassis 1007 10S531, 10S549, 10S566, 10S567, Chassis 10A1, 10S589, 10S590, Chassis 10A2	Schematic, alignment, trimmers, socket, gain <i>Clarified Schematics</i> ...O.S. 12-3, Voltage, socket Phonograph data Phonograph circuit	12-23 12-4 12-26 12-27 13-2
10S599, Chassis 10AZR 10S669, Chassis 10B1; 10S690, Chassis 10B2	Schematic, voltage, gain, phono circuit Alignment Schematic Voltage, socket, trimmers Alignment Tuner Service notes	13-32 13-29 11-24 11-26 11-30 11-31 11-32
11S474, Chassis 1103	See model 12S550Z See model 12S595Z See model 12S550 See model 12S595 See model 12H678 See model 12H650 See model 12H689	
12A1 Chassis	See model 12S550Z	
12A2 Chassis	See model 12S595Z	
12A3 Chassis	See model 12S550	
12A4 Chassis	See model 12S595	
12A6 Chassis	See model 12H678	
12B1 Chassis	See model 12H650	
12B2 Phono Chassis	See model 12H689	
12H650, 12H671, 12H691, Chassis 12B1	Schematic, gain Alignment	13-33, 34 13-41
12H678, 12H679, Chassis 12A6	Schematic, voltage, socket, trimmer, gain Alignment	13-35, 36 13-41
12H689, 12H695, Chassis 12B2 Phono	Schematic, voltage, gain, socket, trimmer Alignment	13-37, 38 13-41
12S445, 12S453, 12S471, 12S475, 12S494, Chassis 1207	Schematic Voltage, socket, trimmers Alignment Tuner Service notes	11-25 11-26 11-30 11-31 11-32
12S494, Chassis 1208	Phono. circuit	11-29

ZENITH RADIO CORP.—(Cont.)		PAGE
MODEL		
12S550, 12S568, 12S569, Chassis 12A3; 12S595, Chassis 12A4	Schematic, alignment, trimmers, gain, socket Voltage Notes Phonograph notes	12-24 12-16 12-9 12-27
12S550Z, 12S568E, 12S568Z, 12S569E, 12S569Z, Chassis 12A1; 12S595Z, Chassis 12A2	Schematic, voltage, socket, gain, trimmers <i>Clarified Schematics</i> ...O.S. 12-5, Phonograph data See model 14H697 Schematic, voltage, gain, socket, trimmer Alignment	12-25 12-6 12-28 13-39, 40 13-42
14B1 Chassis 14H697, Chassis 14B1	See model 14H697 Schematic, voltage, gain, socket, trimmer Alignment	13-39, 40 13-42
15S479, 15S495, Chassis 1503	Schematic Voltage, socket, trimmers Alignment Tuner Service notes	11-27 11-28 11-30 11-31 11-32
15S495, Chassis 1504 22B1 Chassis 22H698, 22H699, Chassis 22B1	Phono. circuit See model 22H698 Schematic, gain, socket, trimmer Alignment Voltage, a-f amplifier schematic Voltage, socket	11-29 11-29 13-43, 44 13-42 13-45 13-46
1005 Chassis	See model 10S443	
1007 Chassis	See model 10S491	
1103 Chassis	See model 11S474	
1207 Chassis	See model 12S445	
1208 Chassis	See model 12S494	
1503 Chassis	See model 15S497	
5417 Chassis	See model 4B422	
5419 Chassis	See model 4K402D	
5420 Chassis	See model 4K422	
5536 Chassis	See model 5G438	
5537 Chassis	See model 5G401D	
5538 Chassis	See model 5G484	
5539 Chassis	See model 5G441	
5659 Chassis	See model 6D410	
5660 Chassis	See model 6D413	
5661 Chassis	See model 6P416	
5662 Chassis	See model 6P418	
5663 Chassis	See model 6D410	
5664 Chassis	See model 6D413	
5665 Chassis	See model 6P416	
5666 Chassis	See model 6P418	
5672-P Chassis	See model 6R485	
5673 Chassis	See model 6MN495	
5675 Chassis	See model 6R481	
5676 Chassis	See model 6MN496	
5678 Chassis	See model 6S439	
5679 Chassis	See model 6J436	
5719 Chassis	See model 7S432	
5721 Chassis	See model 7S487	
5724 Chassis	See model 7S432	
5725 Chassis	See model 7S487	
5808 Chassis	See model 8S443	
5810 Chassis	See model 8S432	
S7000, S7001, S7002, S7003, Wireless Record Player	Schematic	11-6
S8500, S8501, S8501Z	Schematic	13-21
S8500Z	Phono oscillator schematic	12-29
S9000	Phono oscillator schematic	12-29
S9001, S9002, Phono Oscillator	Schematic	13-47
S9005, Chassis 6B25	Schematic, voltage, socket, trimmer, alignment	13-48

## ZEPHYR RADIO CO.

6G	Schematic	11-1
6GM	Schematic	11-1
23A5	Schematic	Misc. 13-6
25B5	Schematic	11-2
31X5	Schematic, socket	Misc. 12-2
32Y6	Schematic	11-3
35Y5, 36X5	Schematic, socket	11-4
36Y12	Schematic, socket	Misc. 12-2
40X4	Schematic, socket	11-4
40Y6	Schematic, voltage	11-4
43X5	Schematic, socket	11-2
62P	Schematic, socket	11-5
62X8	Schematic, socket	11-5
153-5L	Schematic, voltage, alignment, Socket, trimmers	11-6 11-7
352-5R	Schematic, voltage, alignment, Tuner, socket, trimmers	11-6 11-9
381-7H	Schematic, voltage, alignment, Tuner, socket, trimmers	11-8 11-7
575-5Q, 577-5Q	Schematic, voltage, socket, align- ment, trimmers, tuner	11-9
605-7C	Schematic, voltage, alignment	11-8
666-6J, 667-6J, 668-6J, 669-6J	Schematic, voltage	11-10
696-6M, 697-6M	Socket, trimmers	11-7
	Schematic, voltage	11-10
	Socket, trimmers	11-7

