

RADIO & TELEVISION NEWS


APRIL
1949
35¢

PROJECTION
TELEVISION
for
LARGE AUDIENCES

PAGE 52



Long Life on Tough Jobs is
 One Reason Why
MALLORY
VIBRATORS
 are So Popular



Long life in a vibrator results from a combination of good design and careful production.

The design of Mallory Vibrators is a product of an unusual combination of engineering talent

and resources in electronics, electrochemistry and metallurgy.

For example, the contacts in Mallory Vibrators are Mallory-specified and Mallory-made. And a patented Mallory design insures a perfectly balanced mechanism.

Mallory "2448" Vibrator Deal

This deal gives you a handsome storage and display cabinet for your stock of vibrators, together with a selection of vibrators and buffer capacitors that will answer 75% of your requirements.



You pay only the service man's net price for the six vibrators and twelve buffer capacitors. There is no charge for the attractive, convenient cabinet. Your Mallory distributor has them in stock for immediate delivery.

Convincing proof that Mallory maintains careful production is the fact that more Mallory Vibrators are in use as original equipment than all other makes combined.

You get not only *long life*, but *dependable starting*, and *high output efficiency* from Mallory Vibrators. No wonder they are so popular with radio service men everywhere—Mallory Vibrators are best for replacements. See your Mallory Distributor.

MORE MALLORY VIBRATORS ARE USED IN ORIGINAL EQUIPMENT THAN ALL OTHER MAKES COMBINED

MALLORY P. R. MALLORY & CO., Inc. CAPACITORS . . . CONTROLS . . . VIBRATORS . . .
 SWITCHES . . . RESISTORS . . . RECTIFIERS . . .
 VIBRAPACK* POWER SUPPLIES . . . FILTERS
*Reg. U. S. Pat. Off.

APPROVED PRECISION PRODUCTS

P. R. MALLORY & CO., Inc., INDIANAPOLIS 6, INDIANA




I Will Show You How to LEARN RADIO-TELEVISION SERVICING OR COMMUNICATIONS by Practicing in Spare Time



YOU PRACTICE RADIO SERVICING

You build the modern Radio shown below as part of my Servicing Course. I send you the speaker, tubes, chassis, transformer, loop antenna, EVERYTHING you need to build this modern Radio Receiver. Use it to make many tests, get practical experience.




YOU PRACTICE RADIO COMMUNICATIONS

I send you parts to build the Transmitter shown below as part of my new Communications Course. Conduct actual procedure of Broadcast Operators, practice interesting experiments, learn how to put a transmitter on the air.




YOU BUILD THIS TESTER



as part of my Servicing Course, with parts N. R. I. sends. It soon helps you EARN EXTRA MONEY fixing neighbors' Radios in spare time.

YOU BUILD THIS WAVEMETER

as part of my NEW Communications Course. Use it with Oscillator you also build that furnishes basic power to transmitter and determines transmitter frequency.



I TRAINED THESE MEN

Good Job In Radio Station



"Am Chief Engineer of Radio Station WORD in charge of four men. Owe all I know about Radio to NRI."—CLYDE J. BURDETTE, Spartanburg, South Carolina.

Has Own Radio Business



"Now have two Radio shops servicing about 200 sets a month. Have largest service establishment in Southeastern Missouri."—ARLEY STUDYVIN, DeSoto, Missouri.

I Will Train You at Home with MANY KITS of Parts I Send

Want a good-pay job in the fast-growing Radio and Television Industries, or your own money-making Radio-Television shop? I've trained hundreds of men WITH NO PREVIOUS TRAINING to be Radio technicians. Or now you can enroll in my NEW practical course in Radio-Television COMMUNICATIONS—learn to be a Broadcasting and Communications technician. You get practical Radio experience with MANY KITS OF PARTS I send you in my train-at-home method. All equipment yours to keep.

MAKE EXTRA MONEY IN SPARE TIME
As part of my Radio Servicing Course, I send SPECIAL BOOK-LETS starting the day you enroll. Make EXTRA MONEY fixing Radios in spare time while training. Then start your own Radio sales and service shop

or get a good-pay job in Police, Aviation or Marine Radio, Broadcasting, Public Address work, etc. Or think of amazing Television opportunities. Already manufacturers are producing over 100,000 sets a month. New stations going on the air everywhere! Television is America's fastest-growing industry and men who know it will be in demand.

GET ACTUAL LESSON AND BOOK FREE
My DOUBLE FREE OFFER entitles you to actual SAMPLE LESSON and my 64-page book, "HOW TO BE A SUCCESS IN RADIO — TELEVISION — ELECTRONICS," both FREE. Mail coupon now. See how quickly, easily you can start. J. E. SMITH, President, Dept. 9DR, National Radio Institute, Pioneer Home Study Radio School, Washington 9, D. C.

VETERANS

Get this training without cost under G. I. Bill. Mail coupon

Good for Both - FREE

Mr. J. E. SMITH, President, Dept. 9DR
National Radio Institute, Washington 9, D. C.


Mail me FREE Lesson and 64-page book.
(No salesman will call. Please write plainly.)

Name..... Age.....

Address.....

City..... Zone..... State.....

Check If Veteran Approved for Training Under G. I. Bill



**A TESTED WAY
TO BETTER PAY**

April, 1949

Editor
OLIVER READ, W9ETI

Managing Editor
WM. A. STOCKLIN

Technical Editor
H. S. RENNE, EX-W8PTS

Associate Editor
RAY FRANK, W9JU

Contributing Editor
R. HERTZBERG, W2DJJ

Staff Artist
R. S. KUPJACK

Advertising Manager
L. L. OSTEN

Midwest Adv. Manager
JOHN A. RONAN, JR.

Art Director
HERMAN R. BOLLIN

RADIO & TELEVISION NEWS

First in
radio-television-electronics

Average Paid Circulation over 181,000

Radio News Trade Mark Reg. U.S. Pat. Office No. 378427

CONTENTS

APRIL, 1949

Television Master Antennas.....	Ira Kamen	31
Versatile R.F. Meter for Ham Stations	Robert Lewis, W8MQU	35
A 35-Watt Hi-Fidelity Amplifier.....	Richard J. Cleary	36
Audio Transient Distortion.....	Glen Southworth	38
Build This Compact Signal Injector.....	Rufus P. Turner, K6AI	40
Mac's Radio Service Shop.....	John T. Frye	42
Modern Television Receivers (Part 13).....	Milton S. Kiver	43
The Beginning Amateur (Part 3).....	Robert Hertzberg, W2DJJ	47
An All-Band Mobile Transmitter.....	John F. Clemens, W9ERN	50
Projection TV For Large Audiences.....	Gerard Franceour	52
Your Shop Tube Tester Will Help Build Prestige.....	Robert N. Vendeland	56
A Stable High-Voltage R.F. Power Supply.....	Louis E. Garner, Jr.	58
A Modern DX Receiver.....	R. D. Carter, VE3QD	59
Circuit Isolation by means of Signal Tracing.....		
	J. T. Cataldo and S. J. Richard	62
Television and the Radio Technician.....	Max F. Balcom	76



COVER PHOTO: Custom installation to harmonize with the interior is a feature of Television Assembly Co.'s Model P-520 projection TV receiver. (Photo courtesy of F. B. Arthur, Modern Interiors)

Chairman of the Board and Publisher
WILLIAM B. ZIFF

President
B. G. DAVIS

Secretary-Treasurer
ARTHUR T. PULLEN

Vice-Presidents
GEORGE BERNER

Advertising and Sales Director
MICHAEL H. FROELICH

Dir. Eastern Div.
H. J. MORGANROTH

Production Director
H. G. STRONG

BRANCH OFFICES

NEW YORK (1)
Empire State Bldg., W1 7-0400

LOS ANGELES (14)
815 S. Hill St., TUCKER 9213
Manager, WILLIAM L. PINNEY

TORONTO
21 King Street, East

ASSOCIATED WITH
Ziff Davis, Ltd., Gropians Bldg.
Western Gate, London, England

DEPARTMENTS

For the Record.....	The Editor	8	MARS	72
Spot Radio News.....	14	Manufacturers' Literature	110	
Within the Industry.....	24	AFCA News	118	
Short-Wave.....	K. R. Boord	55	Technical Books	124
What's New in Radio.....	67	Letters from Readers.....	142	



COPYRIGHT 1949
ZIFF-DAVIS PUBLISHING COMPANY
185 North Wabash Ave., Chicago 1, Ill.
VOLUME 41 • NUMBER 4



Member
Audit Bureau of
Circulations

RADIO & TELEVISION NEWS is published monthly by the Ziff-Davis Publishing Company, 185 N. Wabash Ave., Chicago 1, Ill. Subscription Rates: in U. S. and Canada \$4.00 (12 issues), single copies 35 cents; in Mexico, South and Central America, and U. S. Possessions, \$4.00 (12 issues); in British Empire, \$5.00 (12 issues)—all other foreign countries \$5.00 (12 issues). Subscribers should allow at least 2 weeks for change of address. All communications about subscriptions should be addressed to: Director of Circulation, 185 N. Wabash Ave., Chicago 1, Ill. Entered as second class matter July 21, 1948, at the Post Office, Chicago, Illinois, under the Act of March 3, 1879. Entered as second class matter at the Post Office Dept., Ottawa, Canada. Contributors should retain a copy of contributions and include return postage. Contributions will be handled with reasonable care but this magazine assumes no responsibility for their safety. Accepted material is subject to whatever revisions and by-line changes that are necessary. Payment made at our current rates, covers all authors' contributors' or contestants' rights, title, and interest in and to accepted material, including photographs and drawings.

Which Do You Want?



Better Pay



A Nice Home



A New Car



Greater Security




Happy Vacations and Travel

Get Your FCC Ticket
Jobs worth
\$3,000 to \$7,500
are opening up
right now for
FCC Licensed Radiomen.



How to Pass FCC COMMERCIAL RADIO OPERATOR License Exams



FREE

Tells where to apply for and take the examinations, location of examining offices, scope of knowledge required, approved way to prepare for FCC examinations, positive method of checking your knowledge before taking the examinations.

I can train you to pass your FCC License Exams in a few short weeks if you've had any practical radio experience—amateur, Army, Navy, radio servicing, or other. My time-proven plan can help put you, too, on the road to success.

Let Me Send You **FREE** the Entire Story

Just fill out the coupon and mail it. I will send you, free of charge, a copy of "How to Pass FCC License Exams," plus a sample FCC-type Exam, and the amazing new booklet, "Money Making FCC License Information."

EDW. H. GUILFORD,
Vice-president.

Add Technical Training to Your Practical Experience & Get Your **FCC COMMERCIAL RADIO OPERATOR LICENSE** in a Few Short Weeks...

It's **EASY** if you use **CIRE Simplified Training & Coaching AT HOME** in **SPARE TIME**

Get your license easily and quickly and be ready for the \$3000 to \$7500 jobs that are now open to ticket holders. CIRE training is the only planned course of coaching and training that leads directly to an FCC license.

Your FCC ticket is always recognized in all radio fields as proof of your technical ability

CIRE Graduates Find FCC License Pays Off

"I now hold ticket Number P-10-3787, and holding the license has helped me to obtain the type of job I've always dreamed of having. Yes, thanks to CIRE, I am now working for CAA as Radio Maintenance Technician, at a far better salary than I've ever had before. I am deeply grateful."

Student No. 3319N12.

"I was issued license P-2-11188 on November 4. The next day I was signed on board a tanker as Radio Operator-Turser. Besides radio operating, I handle the payrolls, etc., which is all over-time and brings my monthly pay up to between \$400 and \$650."

Student No. 2355N12.

CLEVELAND INSTITUTE OF RADIO ELECTRONICS
Desk RN-4 4900 Euclid Bldg. Cleveland 3, Ohio

(Address to Desk No. to Avoid Delay)

Approved for Veteran Training Under the "G.I. Bill of Rights"

April, 1949

Get This Amazing New Booklet

1. TELLS OF THOUSANDS OF BRAND-NEW, BETTER-PAYING RADIO JOBS NOW OPEN TO FCC LICENSE HOLDERS.
2. TELLS HOW YOU WILL BENEFIT BY HOLDING AN FCC COMMERCIAL LICENSE.
3. TELLS HOW YOU CAN GET YOUR FCC COMMERCIAL RADIO OPERATOR LICENSE IN A FEW SHORT WEEKS—EASILY AND QUICKLY, BY USING CIRE SIMPLIFIED TRAINING AND COACHING AT HOME IN YOUR SPARE TIME.
4. TELLS OF HUNDREDS OF OUR SUCCESSFUL STUDENTS WHO NOW HAVE LICENSES AND NEW, BETTER-PAYING JOBS.
5. TELLS HOW WE PREPARE YOU TO PASS THE NEW FCC COMMERCIAL LICENSE EXAMINATIONS, WHICH NOW INCLUDE FM AND TELEVISION.
6. TELLS HOW WE GUARANTEE TO TRAIN AND COACH YOU UNTIL YOU GET YOUR LICENSE.
7. TELLS HOW WE HELP YOU TO GET A BETTER-PAYING, LICENSED JOB, WITH OUR FREE AND EXCLUSIVE SERVICE, WHICH PREPARES YOUR EMPLOYMENT APPLICATION FOR MAILING TO HUNDREDS OF EMPLOYERS, INCLUDING FM, AM AND TELEVISION BROADCAST STATIONS, RADIO MANUFACTURERS, POLICE RADIO STATIONS, AND RADIO-EQUIPPED TAXI, BUS AND PUBLIC UTILITY COMPANIES.

Get All 3 FREE Send Coupon Now!

CLEVELAND INSTITUTE OF RADIO ELECTRONICS
Desk RN-4 4900 Euclid Building Cleveland 3, Ohio
(Address to Desk No. to Avoid Delay)

I want to know how I can get my FCC ticket in a few short weeks by training at home in spare time. Send me your amazing new **FREE** booklet "Money Making FCC License Information," as well as a **FREE** sample FCC-type exam and **FREE** booklet, "How to Pass FCC License Examinations," (does not cover exams for amateur License).

Name

Address

City..... Zone..... State.....

Veterans check for enrollment information under G.I. Bill. NO OBLIGATION—NO SALESMEN.

ONE OF THESE 5 WILL BEST FILL YOUR V.O.M. REQUIREMENTS




**MODEL NO.
630**

**MODEL NO.
666-HH**




**MODEL NO.
625-NA**

**MODEL NO.
2451**



**MODEL NO.
2405-A**



MODEL 630. Outstanding Features: (1) The new Triplett Molded Selector Switch with contacts fully enclosed . . . (2) Has Unit Construction with Resistor Shunts, Rectifier Batteries in molded base . . . (3) Provides direct connections without cabling . . . no chance for shorts . . . (4) Big easily read 5 1/2" Red • Dot Lifetime Guaranteed Meter.

TECH DATA

D.C. VOLTS: 0-3-12-60-300-1200-6000, at 20,000 Ohms/Volt
 A.C. VOLTS: 0-3-12-60-300-1200-6000, at 5,000 Ohms/Volt
 D.C. MICROAMPERES: 0-60, at 250 Millivolts
 D.C. MILLIAMPERES: 0-1-2-12-120, at 250 Millivolts
 D.C. AMPERES: 0-12, at 250 Millivolts
 OHMS: 0-1000-10,000; 4.4 Ohms at center scale on 1000 scale; 44 Ohms center scale on 10,000 range
 MEGOHMS: 0-1-100 (4400-440,000 at center scale).
 DECIBELS: -30 to -4, -16, -30, -44, -56, -70.
 OUTPUT: Condenser in series with A.C. Volt ranges.

MODEL 630. . . . U.S.A. Dealer net price . . . \$37.50
 Leather Carrying Case, \$5.75. . . Adapter Probe for TV and High Voltage Extra.

MODEL 666-HH. This is a pocket-size tester that is a marvel of compactness and provides a complete miniature laboratory for D.C. and A.C. voltages, Direct Current and Resistance analyses. Equally at home in the laboratory, on the work bench or in the field . . . its versatility has labeled it the tester with a thousand uses . . . housed in molded case . . .

TECH DATA

D.C. VOLTS: 0-10-50-250-1000-5000, at 1,000 Ohms/Volt
 A.C. VOLTS: 0-10-50-250-1000-5000, at 1,000 Ohms/Volt
 D.C. MILLIAMPERES: 0-10-100-500, at 250 Millivolts
 OHMS: 0-2,000-400,000, (12-2400 at center scale)

MODEL 666-HH. . . . U.S.A. Dealer Net Price . . . \$22.00
 Leather Carrying Case, \$4.75.

MODEL 625-NA. This is the widest range laboratory-type instrument with long 5.6" mirrored scale to reduce parallax. Special film resistors provide greater stability on all ranges. Completely insulated molded case. Built by Triplett over a long period of time, it has thoroughly proved itself in laboratories all over the world.

TECH DATA

SIX D.C. VOLTS: 0-1-25-5-25-125-500-2500, at 20,000 Ohms/Volt
 SIX D.C. VOLTS: 0-2.5-10-50-250-1000-5000, at 10,000 Ohms/Volt
 SIX A.C. VOLTS: 0-2.5-10-50-250-1000-5000, at 10,000 Ohms/Volt
 D.C. MICROAMPERES: 0-50, at 250 Millivolts
 D.C. MILLIAMPERES: 0-1-10-100-1000, at 250 Millivolts
 D.C. AMPERES: 0-10: at 250 Millivolts

OHMS: 0-2000-200,000, (12-1200 at center scale)
 MEGOHMS: 0-40 (240,000 at center scale)
 SIX DECIBELS RANGES: -30 +3.0, +15, +29, +43, +55, +69.
 (Reference level "0" DB at 1.73 V. on 500-Ohm line.)
 Six Output on A.C. Volts ranges.

MODEL 625-NA. . . . U.S.A. Dealer Net Price . . . \$45.00
 Carrying Case, \$5.50. Accessories available on special order for extending ranges.

MODEL 2405-A. This instrument combines ultra sensitivity with a large 5 3/4" scale meter and is housed in a rugged metal case. . . It is furnished with hinged cover so that it can be used for service bench work or for portable field service. Gives A.C. Amperes readings to 10 Amps.

TECH DATA

D.C. VOLTS: 0-10-50-250-500-1000, at 20,000 Ohms/Volt
 D.C. AMPERES: 0-10, at 250 Millivolts
 D.C. MILLIAMPERES: 0-1-10-50-250, at 250 Millivolts
 D.C. MICROAMPERES: 0-50, at 250 Millivolts
 A.C. VOLTS: 0-10-50-250-500-1000 at 1000 Ohms/Volt
 A.C. AMPERES: 0-0.5-1.5-10, at 1 Volt-Ampere
 OHM-MEGOHMS: 0-4000-40,000 ohms—0-4-40 megohms (self-contained batteries)
 OUTPUT: Condenser in series with A.C. Volts ranges
 DECIBELS: -10 to +15, +29, +43, +49, +55. (Reference level "0" DB at 1.73 V. on 500-ohm line.)
 CONDENSER TEST: Capacity check of paper condensers is possible by following data in instruction book.

MODEL 2405-A. . . . U.S.A. Dealer Net Price . . . \$59.75

MODEL 2451. Electronic Volt-Ohm-Mil-Ammeter . . . is easy to use in complicated testing . . . A must in F.M. and TV work in any sensitive circuit where low current drain is a factor . . .

TECH DATA

D.C.-A.C.-A.F. VOLTS: 0-2.5-10-50-250-500-1000
 R.F. VOLTS: 0-2.5-10-50
 D.C. MILLIAMPERES: 0-2.5-10-50-250-500-1000
 OHMS: 0-1K-10K-100K
 MEGOHMS: 0-1-10-100
 INPUT IMPEDANCE: 11 Megohms on D.C. Volts.
 4.8 Megohms on A.C.-R.F. Volts

MODEL 2451. . . . U.S.A. Dealer Net Price . . . \$76.50
 External high-voltage probe available on special order. See the Triplett V.O.M. line at your local Radio Parts Distributor or write

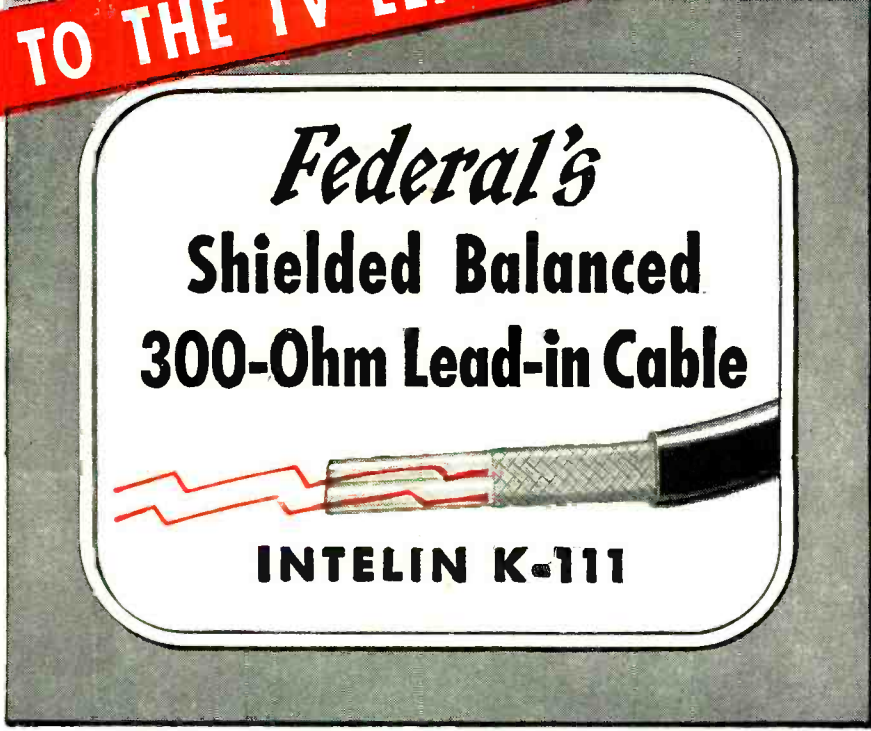
TRIPLETT ELECTRICAL INSTRUMENT COMPANY • BLUFFTON, OHIO, U.S.A.

In Canada: Triplett Instruments of Canada, Georgetown, Ontario

Precision first... to Last



SOLUTION TO THE TV LEAD-IN PROBLEM!



**Minimizes Noise, "Snow" and "Ghosts"
Due to Transmission Line Pick-Up!**

**A MAJOR ADVANCE IN
TELEVISION TECHNIQUE**
Developed by FEDERAL
Offered Only by FEDERAL
Patent Pending
AVAILABLE IMMEDIATELY

Here is the development for which the industry has been waiting. It is a *shielded*, balanced 300-ohm line—Intelin K-111—developed and produced by Federal—and only by Federal.

Tests have given positive proof that Intelin K-111 goes far toward solving the lead-in problem that has been a major obstacle to television progress. K-111 protects against transmission line pick-up of ignition, streetcar, fluorescent light, diathermy and practically every other type of noise, "snow" and "ghosts" which interfere with picture clarity. This new lead-in won't pick up re-radiation from nearby lead-ins in urban areas. In rural areas, where signal strength is weak, Intelin K-111 provides greatly improved reception by reducing the noise level.

Now manufacturers can obtain a lead-in that *protects* the quality performance they build into receivers of 300-ohm input impedance. Antenna kit makers can greatly improve their products. And, by changing to Intelin K-111, servicemen can call a halt to many of the customer complaints that take the profit out of service policies.

Intelin K-111 is also recommended for a pick-up-free connection between antenna post and input stage of FM and TV receivers—and for test equipment and other HF applications. For information, write to Department D-159.



Federal Telephone and Radio Corporation

SELENIUM and INTELIN DIVISION, 900 Passaic Ave., East Newark, New Jersey

KEEPING FEDERAL YEARS AHEAD... is IT&T's world-wide research and engineering organization, of which the Federal Telecommunication Laboratories, Nutley, N. J., is a unit.

In Canada: Federal Electric Manufacturing Company, Ltd., Montreal, P. Q.
Export Distributors: International Standard Electric Corp. 67 Broad St., N. Y.

How to Solder Around
Corners...and Between
Wiring...



FLEXITIP—loop
tip easily formed.


LONGER REACH—8" from housing to tip; gives greater reach.

BUILT-IN TRANSFORMER—compact, complete.

SOLDERLITE—spotlights the work.

5 SECOND HEATING—no waiting; saves power.

DUAL HEAT—single heat 100 watts; dual heat 100/135 watts; 115 volts, 60 cycles.



Form the **FLEXITIP** on your 8" Weller Gun into any shape you want and see how it slides around corners, between wiring, into the tightest spots even when the job's buried deep.

Solderlite and 5-second heating mean hours and dollars saved—your Weller Gun will pay for itself in a few months. And because the transformer is built in—not separate—the Weller Gun is a complete, compact unit, easy to use. There's no need to unplug the gun when not in use; heat comes "on" only when the trigger is pulled.

For laboratory and maintenance work, we recommend the efficient 8" model—DX-8 with dual heat; or 4" types S-107 single heat and D-207 dual heat. Order from your distributor or write for bulletin direct.



Be sure to get your copy—**SOLDERING TIPS**, the new Weller Handy Guide to easier, faster soldering—20 pages fully illustrated. Price 10c at your distributor's or write direct.

WELLER
MANUFACTURING COMPANY

810 PACKER STREET • EASTON, PA.

For the **RECORD**.

BY THE EDITOR

PUBLIC RELATIONS

WE WERE talking recently to some friends of ours who had acquired their first television set from a local service dealer. During the conversation, one of the women present complained about the carelessness in appearance of the serviceman who had installed her TV receiver. Another housewife present also had something to say on the subject which was not particularly complimentary to the profession.

The installation and maintenance of television, particularly in its infancy, requires a slightly different approach when working in and around a customer's apartment or residence. Invariably the first set is installed in the living room. This means that Mr. Serviceman works in and around that area. Most sets are installed during the daytime working hours, and very often Mrs. Smith will be entertaining friends at the very time the set is delivered and installed.

Why is it that so many servicemen are careless in their manner of dress and their presentation to their customers? We have attended, for example, many gatherings of radio servicemen, where a great number of those who came for an evening's get-together, arrived in soiled T-shirts, old sweaters, and other "get-up" that contrasted with the neat appearance of the majority. You wondered if these same fellows called on their customers in the same clothing.

One of the most intriguing facets of the business of serving the public needs for radio and electronic service has been the opportunities provided for men to branch out into their individual businesses. It has been constantly fascinating to observe the many different types of men who have turned to the radio service business in the hope of earning a living in this activity. Since radio is such an abstract science, work in connection with it is mental activity as well as a bit messy. It seems to us that men who become engrossed in the intricacies of radio, working with it day and night to solve the myriad problems it unfailingly presents, are prone to allow it to take almost complete possession of their consciousness. Perhaps this accounts for much of the carelessness in appearance and diplomacy that we often find in this business.

In many of our principal cities, officers and members of radio service associations conduct programs to keep their members conscious of the busi-

ness and social importance of their personal appearance. A friend of ours recently met the newly-elected president of one of the radio service organizations—a neatly-dressed, personable chap, who by his appearance and manners impressed you as being a successful business man. Later, we learned that this gentleman's working clothes attire at service meetings, banquets, etc., had once been a very sore spot to his fellow radio servicemen. His transition had been effected by his fellow members kidding and joshing about his clothes and manners.

Another case was the fellow who had been notoriously careless in his personal appearance, so much so that he was finally told that he would be fined if he attended another meeting wearing greasy, unkempt clothing. At the next meeting this member showed up wearing full evening dress, including top hat, and carrying a cane. While this is an extreme case, it does prove a point. Many servicemen can't afford good clothes, but all of them can be neat.

It is a very touchy subject, of course, to discuss personal habits with other people. We're simply pointing to better customer-dealer relations. The radio technician must realize that his appearance is a very important part of the relations between his dealer and the customer. Perhaps many of these technicians are careless in this respect, but it isn't necessary to look like garage mechanics just because they repair radios or install television sets. We have heard where servicemen, lacking diplomacy, left very poor impressions with customers, after the dealer had closed a sale and the serviceman had been sent to do the installation.

As one of the chief engineers for N.B.C. so aptly stated: "It is impossible to find a radio technician who is a good serviceman, a diplomat, and a politician all in one. All of these qualities mean good business, and this is just what the radio and television dealer needs, wants, and expects to have."

The entire matter of public relations is of extreme importance in the radio servicing industry, particularly in view of the fact that so much unfavorable publicity has been leveled at the profession. A neat appearance and exemplary conduct, therefore, are vital stepping stones in the impression that technicians will leave with the public. We think it is worth considering. .O.R.

RADIO & TELEVISION NEWS

If You Haven't a Copy—Get ALLIED's Latest Supplement

**ALL THE NEWEST RELEASES!
BIG SAVINGS ON SPECIALS!**

FREE




Typical ALLIED Values!



Knight TV Antenna

High-efficiency indoor type—with length and direction easily adjustable for maximum reception. Covers all TV channels. Compact; fits on TV cabinet or table, or mounts to wall. Ideal where roof antennas can't be installed.


97-354. ONLY..... \$4.09



Hi-Fi Amplifier Kit

Superb quality at low cost. 10 watt output; 20-10,000 cps at ± 1.5 db; practically distortionless. Takes 6-8 ohm PM speaker, any crystal pickup. With all parts, tubes, chassis 10x6 1/2 x 3", instructions; less wire and solder. 110-120 v., 50-60 cy AC.

83-222. ONLY..... \$22.75



HT-17 Transmitter

Save over \$30 on this Hallicrafters all-band CW job. Ideal for beginners; perfect for Field Day tests, Net tie-in, vacation use, emergency. Covers 80, 40, 20, 15, 10 meter bands. Satin-black cabinet, 12 1/2 x 6 1/2 x 7 1/2". For 105-125 v., 50-60 cy AC. Complete with tubes and all coils; less crystal.

97-580. ONLY..... \$39.50



Knight Wire Recorder

Makes and plays wire-recordings; plays any 10 or 12" 78 rpm disc recording; serves as PA system or as wireless phono oscillator. Easy to operate. Complete in compact simulated leather case; with crystal hand-mike and pickup, all tubes, 2 half-hour spools of wire. For 105-125 v., 60 cy AC.

96-172. ONLY..... \$99.50

Beginners—Get on the Air for Less Than \$100!

Yes—you can get a complete station at ALLIED for less than \$100! Includes: HT-17 Transmitter complete with coils for all bands; Hallicrafters S-3B Receiver; a quality handkey; headset; Bliley 40 meter crystal; antenna wire and insulators; ARRL station logbook; Amateur Radio Callbook—everything you need to get on the air—at amazingly low cost!

97-636. Complete Low-Cost Ham Station, f.o.b. Chicago, ONLY .. \$97.50
Terms: \$19.50 down, \$6.89 monthly for 12 months

All Prices F.O.B. Chicago

For your complete buying guide to Everything in Radio, use this new, value-packed Supplement together with ALLIED'S big 180-page Catalog. Here are all the latest developments in Radio, Television and Electronics—plus tremendous savings on popular, top-quality equipment—especially selected values for Servicemen, Engineers, Amateurs, Sound Men, Builders and Experimenters. Make your money-saving selections from the world's largest stocks—ready for immediate shipment. If you haven't a copy of ALLIED'S latest Supplement and complete 180-page Catalog, write for them today!

Get These Leading Buying Guides



Here's the 180-page 1949 Catalog for Everyone in Radio! Packed with everything in Radio: Latest Receivers, Phono Equipment, Television, Sound Systems and components, High-Fidelity equipment, Recorders, Amateur gear, Test Equipment—plus thousands of parts, tubes, supplies, books—everything you need at lowest, money-saving prices. Get your FREE copy now!

And here's the up-to-the-minute Supplement—all the new equipment releases, including latest Television developments, and big price reductions on popular equipment. Send for FREE copy!



ALLIED RADIO CORP.

833 W. Jackson Blvd., Dept. 1-D-9, Chicago 7, Illinois

- Send FREE 1949 ALLIED SUPPLEMENT.
- Send FREE 1949 180-Page ALLIED CATALOG.

Enter order for.....
.....
..... \$..... enclosed
Name.....
Address.....
City..... Zone..... State.....

ALLIED RADIO

Everything in Radio and Electronics

TRANSVISION

PRESENTS THE NEW MODEL 12CL TV-FM KIT

Brings the biggest and best in television within the reach of everyone.

- Features 12½" tube with fitted All-Angle Lens, giving over 200 sq. inch picture which is visible from anyplace in a room.
- Gives ideal long-range reception with **CONTINUOUS TUNING** on ALL CHANNELS. Has DeLuxe TV-FM Inputuner.
- **COMPLETE** with Cabinet, Lens, Roto-Table, Antenna, Lead-in Wire.
- A **BIG PROFIT-MAKER** for service dealers. This kit is TOPS—ideal for homes, clubs, taverns, and other commercial installations.

EASY TO ASSEMBLE . . . NO TECHNICAL KNOWLEDGE REQUIRED

Transvision's simple step-by-step Instruction Sheet makes assembling a TV Kit a pleasure. Each kit comes complete with all-channel double-folded dipole antenna and 60 ft. of lead-in wire. *Nothing else to buy!*



MODEL 12CL TV-FM KIT
\$399⁰⁰ NET

Includes Cabinet, Lens, Table, Antenna

Here's amazing
GIGANTIC VALUE!

OVER

200

**SQ. IN. PICTURE
VISIBLE from ALL ANGLES**
With FM RADIO

Has DeLuxe TV-FM Inputuner
(Picture bigger than a tabloid newspaper page)
IMAGE IS EQUAL to that of a 20" tube—even sharper and clearer—visible from all angles.

EQUIVALENT OF \$1000.00 SETS!

Price of the new 12CL electromagnetic kit includes these outstanding features:

- 12½" picture tube with special fitted All-Angle Lens and color kit.
- Beautiful select-grain cabinet and roto-table.
- DeLuxe Continuous TV-FM Inputuner.
- New all-channel hi-gain antenna and 60 feet of lead-in wire.
- Nothing else to buy.



MODEL 10A TV KIT

NEW 10" TV KIT at amazingly LOW PRICE!

The new Transvision Model 10A electromagnetic TV Kit gives a bright, stable 52 sq. in. picture. Has 10" picture tube, and **CONTINUOUS TUNING** on all 12 channels. Its high sensitivity makes for improved long distance reception; especially good on high channels. Complete with all-channel double-folded dipole antenna and 60 ft. of lead-in wire.

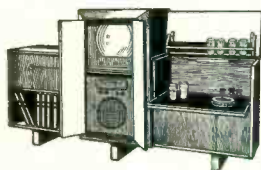
MODEL 10A TV KIT, less cabinet Net \$199.00

MODEL 12A TV KIT, same as above, but has a 12" picture tube Net \$263.00

NEW STREAMLINED CABINETS

for Transvision Model 10A or 12A TV Kit. Made of select grain walnut with beautiful rubbed finish. Fully drilled, ready for installation of assembled receiver. Choice of finishes:

Walnut Cabinet for 10A or 12A (Specify) Net \$44.95
Mahogany and Blonde slightly higher.



"CUSTOM-ART" Television Cabinets Made to Order . . . Radiomen, Dealers—

Here is a beautiful line of exclusive, custom-built cabinets, designed and completely built in our factory, and finished to your customers' specifications . . . at very reasonable prices. Shown here is Transvision's "Modern Comprehensive" which has provision for TV/FM/AM, Record Changer, Album Shelf, Bar, and Concealed Wine Cellar. For further details on the complete line, write for FOLDER No. D-1.

TRANSVISION Complete Line of TELEVISION COMPONENTS

Essential units for building a quality television set . . . Transvision makes available a complete line of high quality parts competitively priced. Included in this line are Filter Chokes, all types of Transformers, Focus Coils, Deflection Yokes, Coils—and of course major units such as Picture Tubes, Antennas, Lenses, etc., etc.


WRITE FOR COMPONENTS FOLDER P-1




TRANSVISION ALL-ANGLE LENSES for ALL TV SETS. Give picture sizes up to 150 sq. in. Exclusive patented feature makes image visible from wide angle. Lenses come with adapter for installation on ANY 7" or 10" picture tube, and with color kits. All-Angle Lens for 7" tubes (gives 75 sq. in. picture), Net \$21.95. All-Angle Lens for 10" tubes (gives 150 sq. in. picture), Net \$32.50.

ASSEMBLE Your Own CABINETS

Transvision's "MODULAR" Cabinets come in knock-down, unpainted units, offering an unlimited range of combinations, including even a bar. Finish them off to suit your taste and need.



Corner piece, shown above, has room for TV, Phono, Record Storage, and open Book Case. **COMPLETE**. Net \$84.00
For other units and prices, write for "Modular" Catalog.



FREE 162 p. TELEVISION COURSE with purchase of any Transvision TV Kit . . . You don't need this course to assemble a Transvision Kit, because the job is easy enough and our instruction sheet is simple and clear. BUT, if you want a good introduction to television fundamentals as a basis for further study, the Transvision Television Home-Study Course is ideal. Remember, you pay nothing extra for this course. Ask your Transvision Outlet!

GET into the TELEVISION BUSINESS in a BIG WAY

Radiomen, Servicemen, Dealers . . . Transvision offers you, through your jobber, a 3-point Dealer Plan for making big money in television: (1) Sell TV sets constructed by you from Transvision Kits. (2) Sell exclusive Custom-Built Jobs with beautiful "Custom-Art" Cabinets. (3) Sell "packaged" Transvision TV Products, including Kits, Components, and Accessories. For FULL DETAILS about this amazing plan, WRITE FOR FOLDER No. D-1, or ask your Transvision Outlet.

All Transvision Prices are fair traded; subject to change without notice. Prices 5% higher west of the Mississippi.

TRANSVISION, INC., Dept. RN, NEW ROCHELLE, N. Y.


For FREE 20 p. TV BOOKLET and 8 p. CATALOG, SEE YOUR TRANSVISION OUTLET!

TRANSVISION

NEW TV INSTRUMENTS

TUNERS, BOOSTER, and ACCESSORIES

For Every Television Installation Requirement



NEW 12-Channel TV Tuner CONTINUOUS TUNING

Model CT-1 (part #653), for TV channels 2 to 13, is notable for its high gain, sensitivity, excellent image rejection ratio, and **CONTINUOUS TUNING** feature. May be used with any 7", 10", 12" or 15" kit.

Model CT-1 TV Tuner Net \$32.50


Model TT-2 (part #301-1 or #301-2) covers all TV channels, also FM band (88-108 mc.). Available for 7", 10", 12", or 15" kits. Specify tube size.

Model TT-2 TV/FM Tuner Net \$44.95

TRANSVISION ALL-CHANNEL TELEVISION BOOSTER CONTINUOUS TUNING

To assure television reception in weak signal areas or areas which are out of range of certain broadcasting stations, Transvision engineers have designed this new booster. It increases signal strength on all television channels. Tunes all television channels continuously. Can be used with any type of television receiver. Unusually high gain in upper television channels.

Model B-1 List \$44.95



TRANSVISION'S NEW REMOTE CONTROL UNIT KIT—for use with ANY TELEVISION SET



OPERATES ANY TELEVISION SET from a DISTANCE up to 50 feet.

Now you can sit back in your easy chair, a comfortable distance away, and operate your TV set. This new **Transvision REMOTE CONTROL UNIT** turns ANY SET on, tunes in stations, controls contrast and brightness, turns set off. Especially ideal for commercial installations where the TV set is inaccessible. **TUNER UNIT** is a high gain, all-channel, **CONTINUOUS TUNING UNIT** (about 50 microvolt sensitivity). Supplied in **KIT form**... easy to assemble in about an hour.

Model TRCU Remote Control Unit Kit with 25-ft. cable Net \$69.00

Also available without cabinet Net \$65.00

TRANSVISION FIELD STRENGTH METER

Saves 1/2 the cost of TV installations

Improves Installations! Saves 1/2 the Work!

Has numerous features and advantages, including—(1) Measures actual picture signal strength... (2) Permits actual picture signal measurements without the use of a complete television set... (3) Antenna orientation can be done exactly... (4) Measures losses or gain of various antenna and lead-in combinations... (5) Useful for checking receiver re-radiation (local oscillator)... (6) **12 CHANNEL SELECTOR**... (7) Amplitudes of interfering signals can be checked... (8) Weighs only 5 lbs.... (9) **Individually calibrated**... (10) Housed in attractive metal




carrying case... (11) Initial cost of this unit is covered after only 3 or 4 installations... (12) Operates on 110V, 60 Cycles AC.

Model FSM-1, complete with tubes Net \$99.50

TRANSVISION TELEVISION and FM SWEEP SIGNAL GENERATOR

Complete frequency coverage from 0-227 MC with no band switching... Sweep width from 0-12 MC completely variable... Accurately calibrated built-in marker generator.



OUTSTANDING FEATURES: (1) Frequency range from: 0-227 MC... (2) Dial calibrated in frequency... (3) Sweep width from 0-12 MC completely variable... (4) Self-contained markers readable directly on the dial to .5% or better. (No external generator required to provide the marker signals)... (5) Crystal controlled output makes possible any crystal controlled frequency from 5-230 MC... (6) Plenty of voltage output—permits stage-by-stage alignment... (7) Output impedance 5-125 ohms... (8) Directly calibrated markers, 20-30 MC for trap, sound and video IF alignment... (9) RF for alignment of traps for IF channels when a DC voltmeter is used as the indicating medium... (10) Unmodulated RF signal to provide marker pips simultaneously with the main variable oscillator... (11) Markers can be controlled as to output strength in the pip oscillator... (12) Power supply completely shielded and filtered to prevent leakage... (13) All active tubes are the new modern miniature type... (14) Phasing control incorporated in the generator... (15) Operates on 110V, 60 Cycles, AC.
Model SG Net \$99.50

All Transvision Prices are fair traded; subject to change without notice. Prices 5% higher west of the Mississippi.

TRANSVISION, INC., Dept. RN, NEW ROCHELLE, N. Y.

For FREE 20-page TV BOOKLET and 8-page CATALOG, SEE YOUR TRANSVISION OUTLET!

NEW YORK, N. Y.
PALLADIUM TELEVISION CORP.
785 Third Ave.
PHILED TELEVISION CO.
142 Liberty St.

BRONX, N. Y.
TRANSVISION OF THE BRONX
248 East 149th St.

BROOKLYN, N. Y.
TRANSVISION OF BROOKLYN
485 Coney Island Ave.

STATEN ISLAND, N. Y.
B. & D. DISTRIBUTING CO.
Staten Island 5

LONG ISLAND, N. Y.
TRANSVISION OF LONG ISLAND
40-14 Greenpoint Ave.
Long Island City, N. Y.

WESTCHESTER, N. Y.
TRANSVISION OF WESTCHESTER
149 Riverdale Ave.
Yonkers, N. Y.

SYRACUSE, N. Y.
TRANSVISION OF SYRACUSE
517 Butternut St.

NEW JERSEY
TRANSVISION OF NEW JERSEY
601 Broad St.
Newark, N. J.

BOSTON, MASS.
TRANSVISION OF NEW ENGLAND
1306 Boylston St.

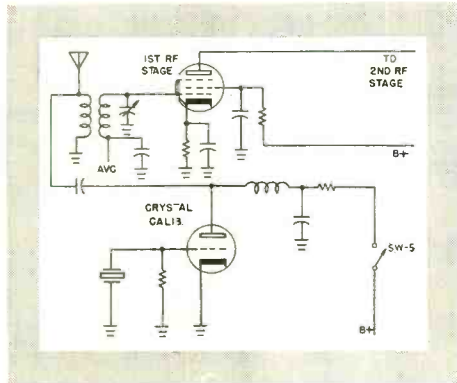
PHILADELPHIA, PA.
TRANSVISION OF PHILA.
235 N. Broad St.

WASHINGTON, D. C.
STAR RADIO... 409 11th St., N.W.

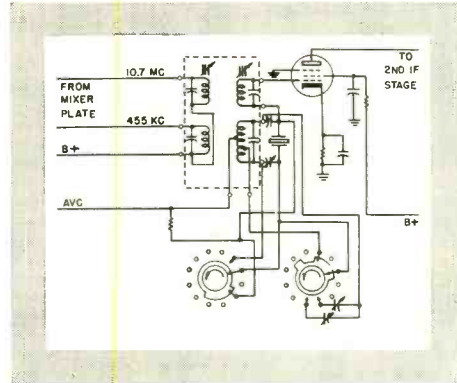
CHICAGO, ILL.
TRANSVISION OF CHICAGO
1002 S. Michigan Ave.

CALIFORNIA
TRANSVISION OF CALIFORNIA
8572 Santa Monica Blvd., Hollywood
3471 Callfarnia St., San Francisco

Two Reasons Why The SX-62 Tops Other Broadcast Receivers



CALIBRATION OSCILLATOR for determining exact frequency at any time. A flip of toggle switch SW-5 feeds a 500 kc unmodulated signal into the antenna coil; amplified harmonics appear at 500 kc intervals on all bands up to 32 Mc. Just zero beat the tuning gang with the nearest harmonic and use the "Reset" control to correct the dial pointer.



SIX POSITION SELECTIVITY control. Here's that extra bit of flexibility no experienced listener would be without. The three sharpest positions use the Xtal bridge circuit above. The other three positions effect necessary changes by varying the coupling in later IF coils not shown. 10.7 Mc IF is used on two highest bands.



SX-62—\$269.50

BEFORE YOU BUY—or let an SWL friend buy—see and try the SX-62. There is no other set in the world like it. None with such frequency range—540 kc to 110 Mc, such ease of tuning—over 150 stations marked on the dial, or such flexibility of control. Truly, a radio that is all radio! Other features include temperature compensated oscillator with voltage regulator, two RF and 3 IF stages, 14 tubes plus rectifier and regulator.

the hallicrafters co.

4401 W. Fifth Ave., Chicago 24, Ill.

MANUFACTURERS OF PRECISION RADIO & TELEVISION EQUIPMENT

WV-65A VOLTOHMYST*

RCA

NOW popularly priced
at **\$59.50** (less batteries)

Use it anywhere!

- ✓ Measures voltage . . . resistance . . . current
- ✓ Completely independent of power lines
- ✓ Batteries last up to 10 months

COMPLETELY BATTERY OPERATED! The RCA WV-65A Electronic Multi-Meter is exceptionally convenient for everyday service work, and in addition, is ideal for testing two-way car radios, marine radios, farm sets, railroad signal equipment, aircraft radios, industrial electronic devices, power-line leakage, ignition systems, insulation resistance, etc. Here's an instrument that opens up hundreds of profitable new opportunities beyond the power lines.


In one instrument . . . for one price . . . you get a dc milliammeter, dc ammeter, ac voltmeter, electronic ohmmeter and a vacuum tube dc voltmeter. With it you can measure both ac and dc voltages to 1000 volts, resistance to 1000 megohms, and direct current to 10 amperes. The volt-ohmmeter is electronically protected against burnout. VHF measurements to 100 Mc can be made using the RCA WG-263 accessory crystal probe.

Important . . . this instrument is easy on batteries. They last up to 10 months in normal service. A neon pilot light flashes when the instrument is on.

A lifetime investment that pays dividends in time and money saved . . . the RCA WV-65A is the best buy on the market today. See your RCA Distributor for further information, or write RCA, Commercial Engineering, Section 52DX, Harrison, New Jersey.

*Reg. Trade Mark, U.S. Pat. Off.

ALWAYS KEEP IN TOUCH WITH YOUR RCA DISTRIBUTOR



SPECIFICATIONS

D-C Voltmeter:
Six Ranges 0-3, 0-10, 0-30, 0-100, 0-300, 0-1000 volts
Input Resistance 11 megohms constant for all ranges;
(3.7 megohms per volt on 3-volt range)

A-C Voltmeter:
Five Ranges 0-10, 0-30, 0-100, 0-300, 0-1000 volts
Input Resistance (all ranges) 1000 ohms per volt

Ohmmeter Ranges:
0.1 ohm to 1000 megohms in 6 ranges
Center-Scale Indications: 10, 100, 1000, 10000 ohms; 0.1, 10 megohms

D-C Ammeter:
Six Ranges 0-3, 0-10, 0-30, 0-100, 0-300 milliamp. and 0-10 amp.

Power Supply:
Batteries Four 1 1/2 volt RCA-V50S6
Two 45 volt RCA-V50S5

Dimensions: 9 1/2" high, 6 1/4" wide, 5 1/2" deep
Weight: 9 lbs. (incl. batteries)



RADIO CORPORATION of AMERICA
TEST AND MEASURING EQUIPMENT
HARRISON, N. J.


April, 1949

13


Spot Radio News

★ Presenting latest information on the Radio Industry.

By RADIO & TELEVISION NEWS'
WASHINGTON EDITOR



BH6



TCO-1

OPER. TEMP. 75°C - RATING 6.3V. - 5.5W.

CRYSTAL CRAFTSMANSHIP in miniature

No need to sacrifice quality when space is limited. BLILEY Type BH6 crystal units pack small size and high precision into a hermetically sealed capsule. Supplied in the frequency range 1 mc to 100 mc with tolerances to meet all commercial or military specifications.

When you need extra stability specify BH6 units in TCO-1 or TCO-2 (single or dual) temperature controlled ovens. This combination will hold frequency within $\pm .0001\%$ between -55°C and $+70^{\circ}\text{C}$.

Both BH6 and TCO series units assure top performance with a minimum of weight and space. Both are built to BLILEY standards of craftsmanship, based on nineteen years of leadership in frequency control applications.

Bliley

CRYSTALS

BLILEY ELECTRIC COMPANY
UNION STATION BUILDING • ERIE, PA.

TV STREAKED to new glory during the historic day in January when our President took his inaugural oath. For the first time in the history of our country millions were able to see and hear the complete impressive ceremonies at Capitol plaza, the striking parade, and the intriguing behind-the-scene moments.

Capturing the greatest inaugural events of the era were cameras with their telephoto lenses at five strategic points: the Treasury Building, south terrace, 15th and Pennsylvania Avenue; Old Post Office Building, 11th and Pennsylvania Avenue; Standard Oil Building, Constitution at 2d Street; the east portico of the Capitol; and Lafayette Park opposite the White House reviewing stands. Four networks, *NBC*, *Du Mont*, *ABC* and *CBS*, in a pooled effort, participated in the TV casting, with *NBC* producers (who were selected by lot) operating a battery of monitor sets in a telephone company building and selecting the best pictures from the five camera sites.

Many celebrities, including the FCC Chairman's wife, Mrs. Wayne Coy, chose TV viewing in the comfort of their homes to cover the sights of the day. In suites at the Willard and other hotels, many gathered to look in on the ride down Pennsylvania Avenue. *NBC* representatives, in their rooms, tuned in on 16-inch tube receivers.

Those who couldn't look in during the day were treated with TV film and still versions in the late afternoon and evening. TV helped set a new speed record in the servicing of still photos, when *AP* photographer Anthony Camerano took a still shot of the President taking oath of office off the face of a picture tube, and in ten minutes flashed the still, via a wirephoto service, to the newspapers. Film recordings were made available within twenty-four hours to every TV station in the country.

The radio audiences were not neglected in this inaugural event. In fact, the networks provided the greatest word-picture coverage in their history with over 500 engineers, announcers and technicians on the job. *NBC* assigned over 200 men and women to Washington, with twenty-three of their top commentators and news reporters stationed at fifteen vantage points. Nerve center for *NBC* was in

a specially-constructed control room at the network's studios in the Translux Building. Two mobile units and a reconverted C-54 were also used to scan the scene and provide on-the-spot coverage.

Over 100 covered Washington for *CBS*; close to forty reported for *ABC* and *Mutual* had around forty at the scene, too. Some of the roving air-casters spotted themselves at some rather sky-sweeping points, which with binoculars, provided excellent viewing. There were, for instance, microphones atop the Washington Monument and Capitol Dome, as well as many of the taller Washington buildings.

January 20 was truly a memorable day in the history of aural and video broadcasting.

FUTURE TELECASTERS received some very hopeful news during the early months of the new year when FCC Chairman Wayne Coy revealed that the spring would see the end of the TV station-allocation freeze. Talking informally before a meeting of *CBS* executives at the Waldorf-Astoria in New York, at the opening of a three-day TV clinic, Coy said that not only did he expect that the freeze would be lifted, but that the ultra-highs would be used for channel allocations before the year is out. The higher bands would have to be used, Coy indicated, to assure a substantial competitive system of TVcasting. It will not be too difficult to pick up these higher-channel signals, he said, manufacturers having reported to the FCC that efficient two-band sets could be built and at attractive prices.

Elaborating on these predictions at another informal meeting in Boston, Coy said that from 50 to 75 more channels would be provided by the use of the ultrahigh channels, which would assure service to areas between metropolitan centers. Commenting on the extended service, Coy stated: "People do live in the areas between cities. They have the same right to be informed and entertained as those living within cities."

The FCC Headman also explained that TV is rapidly changing the management structure of broadcasters, with AM and FM operators beginning to ponder over their concentration on sight or sound activities. Coy felt

RADIO & TELEVISION NEWS

Don't miss the chance of a lifetime!

TELEVISION

Radio - Electronics ..
OFFER YOU A PROFITABLE FUTURE!

Get the Facts About Our

GREATEST OFFER in 17 YEARS

Here's good news . . . big news . . . our BIGGEST NEWS in 17 years. The equipment pictured at the right gives a partial idea of D.T.I.'s remarkable new combination of shop-method, home-training aids.

Now you can use and keep ALL of this equipment — PLUS other major training aids — to prepare you at home for a grand future in the fast-moving field of TELEVISION . . . RADIO . . . ELECTRONICS.

SEND FOR FREE BOOKLET

Mail the coupon today for our big, new 48-page OPPORTUNITY GUIDE BOOK. See how D.T.I.'s amazing, newer, training method helps you get started toward a GOOD JOB or your OWN BUSINESS in one of America's most promising, thrilling fields . . . that includes Television . . . F.M., Train, 2-Way Taxi, Aviation, and Broadcast Radio . . . Industrial Electronics . . . and other fast-developing branches.

In addition to well-illustrated lessons, you receive 16 shipments of Radio-Electronic parts from which you work over 300 instructive projects — including the building of (1) a commercial-type CATHODE RAY OSCILLOSCOPE that helps you get practical Television circuit training, (2) a double-range R-F SIGNAL GENERATOR, (3) a jewel-bearing MULTI-METER and (4) a quality 6-tube SUPERHET RADIO. You keep all of this equipment.

You also use HOME MOVIES

. . . a D. T. I. Exclusive!
D.T.I. alone includes the use of modern, visual training aid . . . MOVIES . . . to help you learn faster, easier at home. You see electrons on the march and other fascinating "hidden action" — a remarkable home training advantage that speeds your progress.



DeFOREST'S TRAINING, INC.
CHICAGO, ILLINOIS

Affiliated with the De Vry Corporation
Builders of Electronic and Movie Equipment

OSCILLOSCOPE

MULTI-METER


YOU BUILD and KEEP THIS EQUIPMENT
Work over 300 Home Experiments

EMPLOYMENT SERVICE

When you complete your training, our effective Employment Service is available to you without extra cost, to help you get started.



R-F SIGNAL GENERATOR



6-TUBE RECEIVER

You May Choose to Train in Our MODERN CHICAGO LABORATORIES

Train quickly, using a wide variety of commercial equipment. D. T. I.'s new labs are among the finest of their kind. Ample instructors . . . every major training advantage. Write for details!

MAIL THIS OPPORTUNITY COUPON NOW!

DeForest's Training, Inc.
2533 N. Ashland Ave., Dept. RN-F4
Chicago 14, Illinois

Send me FREE your 48-page OPPORTUNITY GUIDE BOOK showing how I may make my start in Television — Radio — Electronics.

Name _____ Age _____

Street _____ Apt. _____

City _____ Zone _____ State _____

New Headset from TELEX . . .

NO PRESSURE ON THE EARS

Here's a really new headset: TELEX TWINSET! Sweaty, tiresome "ear-cups" are gone forever! Signal may be piped directly into the ear so that *nothing touches the ear* at all! Matched in-phase magnetic receivers banish listening fatigue—listen for hours in complete comfort with this high-fidelity, 1.6 ounce headset.

An all purpose headset, the unique TELEX TWINSET, is designed for your hearing comfort and exacting headset demands. Obtainable from your favorite parts jobber, or, write Dept. 10, Telex Inc., Telex Park, Minneapolis, Minnesota.

SPECIFICATIONS:

Sensitivity—101 decibels above .000204 dynes per sq. cm. for 10 microwatts input
Impedances—1000 ohms and 64 ohms
Construction—Weight: 1.6 oz. Tenite plastic and bright nickel construction, with headband of Z-Nickel steel wire encased in plastic. Single 5-foot cord plugs into either receiver. Sealed, rustproof diaphragms.

Special Cord with built in miniature Volume Control also available

NEW TELEX TWINSET



TELEX, Telex Park, Minneapolis, Minnesota

Manufacturers of Telex Monoset* • Telex Pillow Speaker • Telex Precision Hearing Aids

that station men will have to think seriously about their future in TV and FM or AM, because he did not think that it is possible for TV and AM-FM stations to compete for the same audience under the same management.

In still another talk, this time at a banquet at Yale University, New Haven, Connecticut, Coy fired away at the censorship charges which were being hurled at the FCC. He said that the Commission has not handed down decisions which restrict a licensee's freedom. Enlarging on this point, Coy said: "If freedom of radio means a licensee is entitled to do as he pleases without regard to the interests of the general public, then it may reasonably be contended that restraints on that freedom constitute acts of censorship. If, however, the freedom of radio means that it should be available as a medium of freedom of expression for the general public, then it is obvious enough that restraints on the licensee which are designed to insure the preservation of that freedom are not acts of censorship."

Analyzing the problems broadcasters may face in allotting time to everyone, he said that the station operator must not use his own personal beliefs as a basis for approval or disapproval of a speaker. According to Coy: "The fact that all persons may not have an opportunity to speak over the air whenever they desire to do so does not of itself mean that they are deprived of freedom of speech. Nor does the fact that a licensee is not free to operate his station solely for his own interest on the basis of his own beliefs and prejudices mean that he is deprived of freedom of speech. But the maintenance of radio as a medium of free speech does preclude any absolute policy by a licensee or anyone else barring a subject within the scope of the guaranty of the freedom of speech on the ground that it is an unpopular subject. While the licensee must look to the interests and desires of the community he serves, he cannot bar views on particular subjects because the subjects are unpopular or the particular views are unpopular. For certainly the prevailing views and desires of the community cannot be made the measure of freedom of speech without destroying that freedom in the very situations where it has most significance."

THE 50 KW. OR HIGHER PUZZLE, which became a headline item with the 80th Congress, assumed a similar state of importance with some members of the new 81st Congress when it convened, with Senator Edwin Johnson again master-of-ceremonies the debate. Senator Johnson had introduced a bill in the last Congress to limit the power of stations to 50 kw. and in the new Congress, presented another limiting bill, which appeared to meet the approval of quite a few legislators and particularly the Senate Interstate Commerce subcommittee, composed of Senators Charles W. Tobey and Ernest W. McFarland, (Continued on page 115)

RADIO & TELEVISION NEWS



RADIO AND TELEVISION TUBES

"THEY SELL FAST AND STAY SOLD!"

YOU have the word of other experienced servicemen for it—Ken-Rad tubes are a fast-turnover line. And they give satisfaction. They make friends for your shop.

By word-of-mouth endorsement alone, Ken-Rad tubes will gain a good name in any locality. They're a quality product, a better tube . . . and such news gets around!

But there's a faster way to bring Ken-Rad dependability to the notice of your customers. *Advertise!* Ken-Rad makes it easy for you. See the counter displays shown on this page.

In a jiffy you can put one, or both, of these attention-getters where people coming into your store are sure to see them. Also, the Ken-Rad wall plaque, decal, and giant tube carton will help identify your premises. There are blotters, postcards, stationery, repair stickers—many other aids to sales that up-and-coming servicemen have found effective. Ken-Rad's new shop coats and uniforms already are a smash hit!

Phone or write your nearby Ken-Rad distributor. He will be glad to show you how Ken-Rad radio-TV tubes—a profitable line—*can be made more so* by taking full advantage of Ken-Rad's streamlined promotion helps!



KEN-RAD *Radio Tubes*


PRODUCT OF GENERAL ELECTRIC COMPANY

Schenectady 5, New York

say servicemen everywhere.



KEN-RAD'S LIVE LINE OF PROMOTION PIECES HELPS TO KEEP SALES HIGH. YOUR CASH REGISTER WILL CHIME APPROVAL OF THESE NEW HIGH-OCTANE COUNTER CARDS.



In full colors, varnished for extra brilliancy, the cards have a fast getaway that draws the customer's eye. Also, they feature the service you sell, not just the tubes! Supplied with built-in folding easel mounts.

ASK YOUR KEN-RAD DISTRIBUTOR TO DESCRIBE THE MANY OTHER SALES AIDS AVAILABLE!

The Serviceman's Tube

102 MA3

NEVER BEFORE

Compare Centralab Ceramic BC "Hi-Kaps"		ADVANTAGES															
"HI-KAP" FEATURES	DESCRIPTION																
1. Impervious to moisture	Ceramic-X is non-hygroscopic. Moisture absorption is .007% or less.	No deterioration, no shorting. Longer life even under the most adverse conditions.															
2. Low mass weight	<table border="1"> <thead> <tr> <th>Av. Wt.</th> <th>Dimensions</th> <th>Values</th> </tr> </thead> <tbody> <tr> <td>.029 oz.</td> <td>D—.315" L—.540"</td> <td>.00005— .00025 mfd.</td> </tr> <tr> <td>.044 oz.</td> <td>D—.315" L—.830"</td> <td>.0005 mfd.</td> </tr> <tr> <td>.050 oz.</td> <td>D—.340" L—1"</td> <td>.000750— .005 mfd.</td> </tr> <tr> <td>.082 oz.</td> <td>D—.400" L—1.305"</td> <td>.01 mfd.</td> </tr> </tbody> </table>	Av. Wt.	Dimensions	Values	.029 oz.	D—.315" L—.540"	.00005— .00025 mfd.	.044 oz.	D—.315" L—.830"	.0005 mfd.	.050 oz.	D—.340" L—1"	.000750— .005 mfd.	.082 oz.	D—.400" L—1.305"	.01 mfd.	For unit size and weight, Centralab BC "Hi-Kaps", made with Ceramic-X, are the only capacitors on the market which provide these voltage ratings.
Av. Wt.	Dimensions	Values															
.029 oz.	D—.315" L—.540"	.00005— .00025 mfd.															
.044 oz.	D—.315" L—.830"	.0005 mfd.															
.050 oz.	D—.340" L—1"	.000750— .005 mfd.															
.082 oz.	D—.400" L—1.305"	.01 mfd.															
3. Small size																	
4. High capacity	Rating: 600 WVDC — 1000 VDC flash test.																
5. Special insulation	Wax impregnated, lacquered, dipped in special phenolic resin, cured and wax impregnated.	Prevents any possibility of shorting to adjacent leads, chassis or components.															
6. Convenient side leads	Heavy #22 gauge tinned copper.	Permit rapid, close-coupled connections. No tricky bending or fitting required.															
7. Low power factor	Initial—.6%. After 100 hours, 95% humidity test — 3.0%.	More efficient circuit operation, fewer failures.															
8. High leakage resistance	Initial — 5000 megohms. After humidity — 500 megohms.	Long life, more efficient performance.															
9. Maximum dependability	One-piece construction. Leads soldered directly to electrodes.	Will not short or become intermittent.															
10. Factory tested	For your protection, all units 100% factory tested before packaging and shipping.	Your guarantee to your customers of reliable service and performance.															



See for yourself—five "Hi-Kaps" neatly packaged in convenient envelope. Clean, easy to stock, easy to handle!

Here's modern merchandising at its best! Centralab now gives you ceramic capacitors at a new low price . . . sealed in handy envelopes that save you time and effort. Each package contains five ceramic capacitors of the same value, quickly identifiable by tab at top. All capacitors individually color coded, inspected and insulated!

has the dependability, permanence and convenience of ceramic by-pass and coupling capacitors been offered to radio service dealers at a favorable price!

See for yourself why Centralab Ceramic BC "Hi-Kap" Capacitors, feature for feature, are your best buy for QUALITY . . . your best buy for PRICE!


TODAY'S TREND is toward ceramic capacitors! Yes, more and more manufacturers are turning to them for longer life and better set performance. And now, Centralab offers you this opportunity to give yourself and your service customers the newest and finest in capacitor components.

Made with high dielectric constant Ceramic-X, BC "Hi-Kaps" are by-pass and coupling capacitors, rated at 600 WVDC—1000 V. flash tested. Values from .000050 to .010000 mfd, list priced from \$1.25 to \$1.50 *per envelope of five* (see opposite page). Now available at your Centralab Distributor! Look for large counter display, or individual display, shown at right.



FREE! Write today for this valuable addition to your technical library. "Why Ceramic Capacitors" is an important new booklet containing a complete history of the origin and development of ceramic capacitors.

See your Centralab Distributor for complete information on this new line of ceramic by-pass and coupling capacitors, or write direct to . . .



T.A.C. DOES IT *First* AGAIN!

"America's greatest Television Values per square inch of picture!"



All Major Components Already Mounted on Chassis!

No technical knowledge required to build this outstanding, proven T.A.C. Custom-Built Television Receiver!

including Pre-wired "VIVIDeo" I. F. Strip and Pre-wired front end

Now! BUILD THE FINEST PROVEN CUSTOM-BUILT TELEVISION RECEIVER IN MUCH LESS TIME . . . WITH LESS EFFORT . . . FOR LESS MONEY!

EXCLUSIVE T. A. C. "VIVIDeo" FEATURE

Pre-wired, pre-tuned and tubed I.F. sound and video strip (patents pending). An exclusive T.A.C. feature developed by our own research. All in one chassis.

FREE

Complete comprehensive Service Data on the T.A.C. exclusive "VIVIDeo" 13-tube Picture and Sound I.F. Strip (Pat. Pend.). Contains all information needed to thoroughly understand and service this unique high-gain I.F. Strip which features 5 1/2 stages of Cathode-Coupled Grounded-Grid Video I.F. amplification. For high gain, sensitivity, stability, "VIVIDeo" can't be beat! Write for FREE booklet SB-1 or ask your local jobber for it. Booklet SB-1 also included with each T.A.C. Direct-View assembly.

NEW! SUPER-SIMPLIFIED INSTRUCTIONS! AND COMPLETE SERVICE DATA

NEW LOW PRICES

The most explicit, easiest-to-follow, most elaborately detailed instructions in television—that even a layman can follow. ONLY 13 TUBES REMAIN TO BE WIRED! ABSOLUTELY NOTHING TO MOUNT!

T.A.C. STANDARD MODELS

29 RCA tubes, plus RCA or DuMont C. R. Tube. Pre-wired "VIVIDeo" 13-tube Picture and Sound I.F. Strip with 5 1/2 stages of Picture Amplification. Pre-wired All-Channel Front End with Fine Tuning. RCA 5x7 Oval Heavy Duty PM Speaker. Delivered complete, with ALL MAJOR COMPONENTS MOUNTED, PLUS New Comprehensive SUPER-SIMPLIFIED DATA for Wiring and Servicing.

Model M101S—Complete (less C.R. Tube)	\$169.50	Dealer's Net*
Model F101S—Complete with 10" RCA C.R. Tube	203.50	Dealer's Net*
Model F121S—Complete with 12" DuMont C.R. Tube	231.25	Dealer's Net*
Model F151S—Complete with 15" Dumont C.R. Tube	314.50	Dealer's Net*

T.A.C. CHAMPION MODELS

Identical extra-value features as above except Standard Tuner replaced by DuMont Inputuner for Continuous Tuning of ALL FM RADIO AND TV CHANNELS.

Model M101C—Complete (less C.R. Tube)	\$209.50	Dealer's Net*
Model F101C—Complete with 10" RCA C.R. Tube	243.75	Dealer's Net*

Model F121C—Complete with 12" DuMont C.R. Tube	271.40	Dealer's Net*
--	--------	---------------

Model F151C—Complete with 15" DuMont C.R. Tube	357.35	Dealer's Net*
--	--------	---------------

Model F201C—Complete with 20" DuMont C.R. Tube	566.75	Dealer's Net*
--	--------	---------------

All T.A.C. 15" and 20" Assemblies contain 30 RCA tubes, plus DuMont C.R. tube, RCA 12" Heavy Duty PM Speaker, and all features mentioned above PLUS Pre-wired 14KV High Voltage Doubler Power Supply.

CABINETS AND STANDS IN BLOND AND WALNUT AVAILABLE AT REASONABLE PRICES. WRITE FOR LITERATURE.

GUARANTEE

All components are of the finest quality and are fully guaranteed under the Standard RMA Guarantee. All TAC Assemblies are guaranteed to operate when assembled according to directions.

MODEL P-520 . . . 520 Sq. In. SCREEN PROJECTION TELEVISION ASSEMBLY

• Bausch & Lomb F; 1.9 Lens • Eastman Kodak Screen • DuMont Inputuner • 37 R.C.A. Tubes • Pre-Wired & Pre-Tuned Picture I.F. & Sound I.F. • Pre-Wired 30 K.V. Tripler Fly Back Power Supply • Automatic Gain Control • Aluminum Coated Top Mirror • Metal Rack • Specially Designed Hood and Picture Frame Supplied • 5TP4 Projection Tube • 12" R.C.A. High Fidelity Speaker • Two Low Voltage Power Supplies.


MODEL P-520 Dealer's net \$769.50*

MODEL P-520W Dealer's net \$895.00*

The above unit completely wired and ready to install.

Front and rear panels optional at additional cost.

Complete Instruction and Service Manual compiled by John F. Rider Laboratories in collaboration with T.A.C. engineers, included with each P-520. This manual also separately available at \$2.50 each, dealer's net. Ask your local jobber for it.



TELEVISION ASSEMBLY CO.

Subsidiary of
Snaider Television Corp.

● Write for Catalog on our Complete Line of TV Replacement Components!

* PRICES 5% HIGHER WEST OF THE MISSISSIPPI


Prices subject to change without notice.

540 BUSHWICK AVE. BROOKLYN 6, N. Y.

Distributed through NATIONAL PARTS DISTRIBUTORS
Write for the source nearest to you

RADIO & TELEVISION NEWS

Your electronic equipment
is no better than
its smallest
component . . .



Be Right with **OHMITE**

CLOSE CONTROL RHEOSTATS



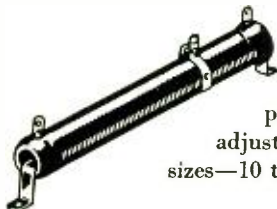
Here is the most extensive line of rheostats offered today . . . 10 sizes, from 25 to 1000 watts, with many resistance values. All-ceramic construction. Windings are locked in vitreous enamel.

VITREOUS ENAMELED RESISTORS




Resistors are wire wound on a ceramic core, rigidly held in place, insulated, and protected by vitreous enamel. Even winding dissipates heat rapidly — prevents hot spots. Many types, in ratings from 5 to 200 watts.

DIVIDOHM ADJUSTABLE RESISTORS



Used as multi-tap resistors or voltage dividers. Narrow strip of exposed winding provides contact surface for the adjustable lug. Available in seven sizes—10 to 200 watts.

RADIO FREQUENCY PLATE CHOKES




Single-layer wound on low power factor steatite or molded plastic cores. Seven stock sizes cover range 3 to 520 mc. Two units rated 600 ma; all others 1000 ma.

MOLDED COMPOSITION POTENTIOMETER



A 2-watt molded composition unit with good margin of safety. It is unaffected by heat, cold, or moisture. Resistance element is a thick, solid-molded ring.

MOLDED COMPOSITION RESISTORS



Small and sturdy, these "Little Devil" units come in 1/2, 1, and 2-watt sizes. 10 Ohms to 22 megohms. Tol. $\pm 10\%$ and $\pm 5\%$.

OHMITE MANUFACTURING CO.

4883 Flournoy St., Chicago 44, Ill.

Write for Catalog No. 21 →



Be Right with **OHMITE**

RHEOSTATS • RESISTORS • TAP SWITCHES • CHOKES • ATTENUATORS

Vibration Control



Columbian Humming Birds, one of the famous drawings from nature by John James Audubon.

Wing vibration, nimbly controlled, keeps the humming bird in flight, enables it to feed without alighting.

Electric vibration is the essence of telephone transmission. Voice, music, pictures, teletype—no matter what type of signal—the story is told by the frequency and strength of not one, but many vibrations.

Learning how to control electric vibrations to pin-point accuracy has been one of the basic jobs of Bell Laboratories scientists in their development of the “carrier” art which enables the sending of many more conversations over existing

wires. Among their inventions have been oscillators, modulators, filters, coaxials, wave-guides, and radio lenses.

Constantly Bell Laboratories scientists discover new and better ways to control and adapt electric vibrations by wire or radio to the needs of the telephone user. Their pioneer work in this field is one important reason behind today’s clear, dependable and economical telephone service.

BELL TELEPHONE LABORATORIES



Exploring and inventing, devising and perfecting, for continued improvements and economies in telephone service.

RADIO & TELEVISION NEWS



Learn RADIO

TELEVISION, ELECTRONICS by SHOP METHOD HOME TRAINING

Let **NATIONAL SCHOOLS**, of Los Angeles, a practical Technical Resident Trade School for almost 50 years, train you for today's unlimited opportunities in Radio

You receive all parts, including tubes, for building this fine, modern Superheterodyne Receiver. This and other valuable standard equipment becomes your property.


these two FREE books will tell you how



Good Jobs Await the Trained Radio Technician

You are needed in the great, modern Radio, Television and Electronics industry! Trained Radio technicians are in constant and growing demand at excellent pay—in Broadcasting, Communications, Television, Radar, Research Laboratories, Home Radio Service, etc. National Schools Master Shop Method Home Study Course, with newly added lessons and equipment, can train you in your spare time, right in your own home, for these exciting opportunities. Our method has been proved by the remarkable success of National Schools-trained men all over the world.

You Learn by Building Equipment with Standard Radio Parts We Send You



Your National Schools Course includes not only basic theory, but practical training as well—you learn by doing. We send you complete standard equipment of professional quality for building various experimental and test units. You advance step by step until you are able to build the modern superheterodyne receiver shown above, which is yours to keep and enjoy. You perform more than 100 experiments—build many types of circuits, signal generator, low power radio transmitter, audio oscillator, and other units. The Free Books shown above tell you more about it—send for them today!

NOW! New Professional Multitester Included!



This versatile testing instrument is portable and complete with test leads and batteries. Simple to operate, accurate and dependable. You will be able to quickly locate trouble and adjust the most delicate circuits. You can use the Multitester at home or on service calls. It is designed to measure AC and DC volts, current, resistance and decibels. You will be proud to own and use this valuable professional instrument.

GET THE DETAILS—SEND THE COUPON—

Lessons and Instruction

Material Are Up-to-date, Practical, Interesting.

National Schools Master Shop Method Home Training gives you basic and advanced instruction in all phases of Radio, Television and Electronics. Each lesson is made easy to understand by numerous illustrations and diagrams. All instruction material has been developed and tested in our own shops and laboratories, under the supervision of our own engineers and instructors. A free sample lesson is yours upon request—use the coupon below.

You Get This and Other Valuable Information in the Free Sample Lesson:

1. Basic Receiver Circuits and How They Are Used.
2. Construction of the Antenna Circuit.
3. How Energy Is Picked Up by the Aerial.
4. How Signal Currents Are Converted into Sound.
5. How the Tuning Condenser Operates.
6. How the R-F Transformer Handles the Signal and other data, with diagrams and illustrations.

Both Home Study and Resident Training Offered

APPROVED FOR VETERANS

Check Coupon Below

NATIONAL SCHOOLS

LOS ANGELES 37, CALIFORNIA EST. 1905



MAIL OPPORTUNITY COUPON FOR QUICK ACTION

National Schools, Dept. 4-RTNR
4000 S. Figueroa, Los Angeles 37, Calif.

Mail me FREE the book "Your Future in Radio" including a sample lesson of your course. I understand no salesman will call on me.

NAME.....AGE.....

ADDRESS.....

CITY.....ZONE.....STATE.....

Check here if Veteran of World War II

Choose
PYRAMID
 ELECTROLYTICS
 for
 Top performance
 at 85°c



Pyramid Type 85TM Capacitors are now in volume production for leading TV-receiver manufacturers throughout the U.S.A. and Canada.



PYRAMID
 CAPACITORS

PYRAMID ELECTRIC COMPANY

155 Oxford Street
 Paterson, N. J., U.S.A.

TELEGRAMS: WUX Paterson, N. J.
 CABLE ADDRESS: Pyramidusa

Within the INDUSTRY

RENE M. JACOBS CO., INC., 40 East 32nd St., New York City, has been appointed sole distributor in the Metropolitan New York territory for the *Arvin* line of radios.

A complete dealer service will be established for the merchandising of *Arvin* radios. *Noblitt-Sparks Industries, Inc.*, manufacturer of the *Arvin* line, announced that it will shortly commence production of television receivers, and these will likewise be distributed by the *Jacobs* organization.

* * *

FRANCIS B. McQUILLEN is the new sales manager of the *Electro-Acoustic and Overseas Divisions* of *Telex, Inc.*, Minneapolis.

He will direct the distribution of two new products of the *Telex* laboratories: the "Twinset," new style headset, and the "Earset," miniature earphone that clips onto the ear. Overseas distribution of *Telex* hearing aids will also be under Mr. McQuillen's direction.

* * *

HENRY W. BURWELL, well-known manufacturer's representative for many of the southern states, has added the new line of "original equipment" television transformers made by *Chicago Transformer Division, Essex Wire Corporation*.



Mr. Burwell has been active in the radio field for over 28 years. Currently, he is national president of the Representatives of Radio Parts Manufacturers. As a lieutenant-colonel, Signal Corps, he carried out responsible technical and command duties in all three theaters of World War II.

As representative for upper New York State, Wally Swank will introduce the new line in that territory.

* * *

SIGHTMASTER CORPORATION, manufacturer of television receivers, has appointed four new distributors in line with their policy of simplifying, centralizing, and intensifying their distributing and merchandising program.

Century Motors, 45-57 W. Main Street, Sharpsburg, Pa., will handle the *Sightmaster Corporation* products for Western Pennsylvania, part of West Virginia, and Northern Ohio.

The *United Distributors of New Orleans, La.*, will handle the Louisiana trading area, while *Brady & Rosenberg, Inc.*, Philadelphia, Pa., have the Eastern Pennsylvania and Southern New Jersey distributing rights. *Parks-*

Grossman & Co., 1770 Broadway, San Francisco, Cal., have been appointed distributors for the San Francisco area.

* * *

ROBERT M. HANSON has recently been made chief engineer of the *Audio Development Company's* engineering department.

His appointment is the first step in the company's plan to develop a broader research program for the purpose of improving and increasing its technical transformer service.



Mr. Hanson was associated with *Thordarson Electric Company*, Chicago, for a period of twelve years, where he became well-known throughout the country.

* * *

ZENITH RADIO CORPORATION of Chicago has purchased *The Rauland Corporation* in a move to insure an adequate supply of the new, giant size picture tubes used in its "Giant Circle C" screen television receivers.

E. N. Rauland will remain as president and a director of the firm which will operate as a wholly-owned subsidiary of *Zenith*. No changes in personnel are anticipated at this time other than the addition of employees to take care of the increased tube production to be handled by *Rauland*.

Present plans call for a doubling of the tube building facilities of *The Rauland Corporation*.

* * *

WALTER A. BUCK is the newly elected operating vice-president of the *RCA Victor Division, Radio Corporation of America*.

Since March 15, 1948, Mr. Buck has served as president of *Radiomarine Corporation of America*. He was formerly a rear admiral in the U. S. Navy, and in retiring last March ended a distinguished career of thirty years in the naval service.

A native of Oskaloosa, Kansas, Mr. Buck was graduated from Kansas State College with a B.S. in Electrical Engineering in 1913 and received his Master of Science degree in 1916.

* * *

TELEVISION PRODUCTS INC., 469 Seventh Ave., New York City, N. Y., will be the sole distributor to dealers of the cathode-ray tubes, for kit sup-



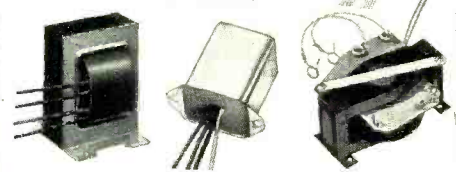


CHICAGO

The Name
that Makes NEWS
in TRANSFORMERS

TELEVISION TRANSFORMERS

to fit today's leading TV circuits



A complete catalog line, made by CHICAGO—the largest single manufacturer of original equipment TV transformers. Included are power, vertical blocking oscillator, and both vertical and horizontal scanning output transformers in a range of designs that are exact duplicates of units used in the leading TV sets.



POWER TRANSFORMERS

A Complete Line in 2 alternate "Sealed in Steel" Mountings

Exclusive features like these make this the "Engineer's Line": Plate and filament voltages to fit today's most-used tubes; in two mountings—with solder lugs or 10" leads; one series for condenser input, another for reactor input use; exactly matching reactor for each power transformer. Get complete catalog now.



HIGH Q CHOKES

for Dynamic Noise Suppression Circuits

Two efficient filter reactors, inductance values .8 and 2.4 henrys respectively, are designed for noise suppression circuits, but can be used in any tuned circuit requiring the given inductances. Inductance values are accurate within $\pm 5\%$ with up to 15 ma. d-c. Minimum Q of 20. Mounted in identical drawn steel cases $1\frac{1}{16}'' \times 2\frac{3}{8}'' \times 1\frac{1}{16}''$. Write for descriptive sheet including diagram of simplified dynamic circuit.

FULL FREQUENCY RANGE AUDIO TRANSFORMERS

within $\pm \frac{1}{2}$ db. typical response 30 to 15,000 cycles



For uniformly low distortion, for response curves that are truly flat over the full frequency range, use these CHICAGO input and output units. Get the facts on the BO-6 (P-P 6L6's to 6/8 or 16/20-ohm speaker), the BO-7 (600/150-ohm line to 6/8 or 16/20-ohm speaker), and other CHICAGO full frequency units—they're tops in transformers.



ISOLATION TRANSFORMERS

for safer, more efficient servicing

For isolating chassis ground from line ground and eliminating the shock hazard (important on "hot" TV sets). Dual purpose: where line is under/over voltage, sec. supplies 115 v.; with 115-volt line, sec. supplies 125/115/105 volts (high/low volts help find doubtful tube, etc.). Three sizes: 50, 150, or 250-VA. to cover full range of servicing needs.




MODULATION TRANSFORMER

for Ham and Commercial Transmitters

A Modulation Transformer ideally suited for use in ham and commercial speech transmitters. Will deliver 250 watts of Class B audio power from P-P 203A's, 211's, 805's, 75TL's, etc. to a Class C load with response variations not exceeding ± 1 db. over the speech range, 200-3,500 cycles. Primary impedances, 9000/6700 ohms; secondary impedances, 8000/6000/4000 ohms. A matching driver transformer is available.

REPLACEMENT TRANSFORMERS

Premium Quality Yet They Cost No More



The new CHICAGO Replacement Line provides servicemen with a wide range of standard ratings that fit the most frequent power and audio transformer requirements. These units, backed by CHICAGO's 20 years of manufacturing experience represent the finest quality attainable through engineering ingenuity and precision manufacture—yet they cost no more.

See the Complete CHICAGO Line at
BOOTH 160 THE RADIO PARTS SHOW
CHICAGO, MAY 18 to 20
in the meantime...
SEE YOUR JOBBER

Write for complete CHICAGO Transformer Catalogs


CHICAGO TRANSFORMER

DIVISION OF ESSEX WIRE CORPORATION

3501 ADDISON STREET • CHICAGO 18, ILLINOIS



It's **SPRAGUE** for the full picture on Television Electrolytics



Tops for TV Replacements — New Sprague Type TVA and TVL Dries

- Sprague serves the service industry first again with the most complete line of television electrolytics. Engineered especially for tough TV replacement applications, Sprague's new Type TVA "Atom" and Type TVL "Twist-Lock" electrolytics stand up under the high temperatures, high ripple currents and high surge voltages encountered in TV sets.
- You will find comprehensive listings of the most popular replacement units for RCA, Philco, Dumont, Admiral, General Electric, Motorola, Emerson, Zenith, Westinghouse and other leading set brands in Sprague's new bulletin TV-1.
- It's yours for the asking. Write today.

Write for
FREE
replacement
listing
BULLETIN

SPRAGUE PRODUCTS COMPANY, North Adams, Massachusetts

Please send me your bulletin TV-1 without delay.

Name

Street

City..... Zone..... State.....

pliers, conversions, replacements, etc., manufactured by *Tel-O-Tube Corporation of America*.

The increased volume of business was given as the reason for turning the dealer service over to *Television Products, Inc.*, but *Tel-O-Tube* will continue to supply television manufacturers.

* * *

SYLVANIA ELECTRIC PRODUCTS INC. has purchased the plant formerly occupied by the *Rumsey Pump Company* at Seneca Falls, N. Y.

Operations for television tube production will begin immediately, making this the third *Sylvania* television tube plant in operation. Others are located at Emporium, Pa. and Ottawa, Ohio.

* * *

LOUIS SILVER will be the new vice-president and sales manager of *Garod Electronics Corporation*, Brooklyn, N. Y.



For the past ten years, Mr. Silver has been with the *Garod* company and was responsible for the launching of the first complete post-war radio line which was introduced in retail outlets only several months after cessation of World War II hostilities.

Other appointments announced were Maurice Raphael, as assistant to the president, Mr. Paul Graf, as assistant vice-president in charge of production, and Robert Leykum as plant superintendent.

* * *

ISRAEL POLLACK has been appointed the head of the ballast manufacturing department of the *JFD Manufacturing Co., Inc.*, 4117 Ft. Hamilton Parkway, Brooklyn 19, N. Y.

Mr. Pollack, known as "Poly" to his friends in the industry, was formerly with the Signal Corps Radar Labs. Previously he was production engineer in the *Air King Radio Corp.* and chief engineer of *Paramount Industries*.

* * *

THE NOBLITT-SPARKS INDUSTRIES, INC., has just announced its recent opening of a Chicago branch sales operation at 150 N. Wacker Drive, Chicago. **VIDEO CORP. OF AMERICA** moves to larger quarters. The new address is 229 West 28th Street, New York City. **STANDARD LOCKNUT AND LOCKWASHER, INC.**, has moved into its new quarters at 118 West St. Clair Street, Indianapolis, Indiana. The former address was 311 North Capitol Avenue, Indianapolis. **THE WHEELER INSULATED WIRE COMPANY, INC.**, has moved from Bridgeport to Waterbury, Connecticut. The company is a division of the *Sperry Corporation*. **MR. J. C. VAN GROOS**, a member of "The Representatives," has opened a new sales office at 1436 North Serrano Avenue in Hollywood. He represents several manufacturers of radio and electronic equipment, in-

(Continued on page 93)

RADIO & TELEVISION NEWS

PHOTOFACT Publications


The Books that Help You

SAVE TIME

EARN MORE

SAVE WORK

LEARN MORE



NEW TELEVISION BOOKS

TELEVISION COURSE

Gives you a clear, complete understanding of TV principles, operation and practice. Covers: Beam Formation and Control; Beam Deflection Systems; Beam Modulation and Synchronization. Full analysis of the Cathode Ray tube, voltage supplies, control functions, antenna circuits, RF and IF systems, AGC, video amplification, contrast, etc. 216 pages; 8½ x 11"; profusely illustrated; sturdily bound. **\$3.00** Only.

TELEVISION ANTENNAS

All you need to know about TV antennas. Written by Donald A. Nelson; based on actual field experience. Shows you how to select antenna, how to install it, how to solve troubles. Many short-cuts help you save time and earn more. Chapters cover: antenna principles; construction; analysis of all types of commercial units; installation data; problems and trouble-shooting. 192 pages; 124 illustrations. **\$1.25** Only.

THE RED BOOK

Tells you in one volume all you need to know about replacement parts for 17,000 receivers made from 1938 to 1948. Eliminates wasteful hunting through dozens of incomplete manuals. Includes full, accurate listings of all 9 major replacement components; lists correct replacement parts made by 17 leading manufacturers. Gives original parts numbers, proper replacements and valuable installation notes on: Capacitors, transformers, controls, I.F.'s, speakers, vibrators, phono-cartridges, tube and dial-light data. battery replacement data. 448 pages; 8½ x 11"; sewed binding. **\$3.95** Only.

RECORD CHANGER MANUALS

Volume 2, 1948. Covers 45 models made in 1948, including new LP and dual-speed changers, plus leading wire and tape recorders. Complete accurate data—based on actual analysis of the equipment. Gives full change cycle data, adjustment information, needle landing data, hints and kinks, parts lists, exclusive "exploded" diagrams. A time-saving, money-making book. Over 400 pages; 8½ x 11"; deluxe bound. **\$6.75** Only.

Volume 1, 1947. Covers over 40 different post-war models up to 1948. Includes full, hard-to-get data on leading wire, ribbon, tape and paper disc recorders. 400 pages; fully illustrated; 8½ x 11"; hard binding. **\$4.95** Only.



SPECIALIZED SERVICE DATA VOLUMES

Post-War Auto Radios. Covers everything you need to know on over 100 post-war models (practically every auto radio made since 1946); represents the products of 24 different manufacturers. Makes auto radio servicing easy. Over 360 pages; profusely illustrated; each model treated uniformly, completely, accurately—based on actual study of the equipment. Sturdy binding; 8½ x 11". **\$4.95** Only.

Post-War Audio Amplifiers. Invaluable data for custom-builders, audio men and sound engineers. Covers a wide variety of well-known audio amplifiers and FM and AM tuners, plus data on important wire and tape recorders. Presents a complete analysis of each unit. A "must" for all sound men and custom installers. 352 pages; 8½ x 11"; sturdy binding. **\$3.95** Only.

Post-War Communications Receivers. Complete technical analysis of more than 50 of the most popular communications sets on the market. An invaluable service aid, a perfect buying guide for purchasers of communications receivers. All data is accurate and authoritative, based on actual examination and study of each unit. 264 pages; profusely illustrated; 8½ x 11"; durably bound. **\$3.00** Only.

"MUSTS" FOR EVERY SERVICE BENCH

Radio Receiver Tube Placement Guide. Shows you exactly where to replace each tube in 5300 radio models, covering 1938 to 1947 receivers. Clear, accurate diagram for each tube layout. Saves time—eliminates risky hit-or-miss methods, especially where tubes have been removed from the set. Indispensable in the shop or on calls. 192 pages. **\$1.25** Only.

Dial Cord Stringing Guide. The book that shows you the one right way to string a dial cord. Here, in one handy pocket-sized book, are all available dial cord diagrams covering over 2300 receivers; 1938 through 1946. Makes dial cord restringing jobs quick and easy. Nothing like it. Order copies today for your tool kit and shop bench. **\$1.00** Only.

NEW PAY-AS-YOU-PROFIT PLAN
brings you PHOTOFACT Service Data


NOW—you can easily own the world's finest radio service data—the complete PHOTOFACT Library of volumes, plus continuous PHOTOFACT Folder Set Service! Your Jobber has all the details of an amazing new purchase plan—no interest—no carrying charges to pay! Offer limited—don't miss it . . .

ASK YOUR JOBBER TODAY

COMING SOON! "Telefile"—a new kind of Television Service Data covering practically every TV set now on the market. Absolutely unbeatable for completeness, accuracy, and time-saving use. At your Jobber soon!

"The Recording and Reproduction of Sound." A complete authoritative treatment of the entire subject of Sound, written by Oliver Read, editor of *Radio News*. Watch for it!

HOWARD W. SAMS & CO., INC.
INDIANAPOLIS 7, INDIANA



**Here's How You Can
Go After—
and Get
A Better Job in Radio,
Electronics, Television**

**Increase Your Technical Skill and Your Income
with CREI Spare-Time Training at home . . .**

IF YOU'RE satisfied with your present job—and so wrapped up in its routine that you don't look beyond today—then CREI can't help you. But if you're an *ambitious* radio technician who realizes that better jobs go to men with technical education, then *CREI has an educational program for you.* Whether your interest and activity are in broadcasting, television, servicing, manufacturing or any other branch of electronics, you can "go all the way" with CREI.

Add CREI technical education to your present radio experience, and you can become worthy of a better job with bigger pay checks. You can't ignore your need for more technical education, because the radio-electronics industry is moving ahead so fast, that more technical knowledge is necessary if you want a better position—and larger pay checks. You need to fortify yourself with additional study if you are to meet the challenge of expanding fields—and the job competition created by wartime advancements.

If you have had professional or amateur radio experience and want to make more money, let us prove to you we have the training you need to qualify for a better radio job. To help us answer intelligently your inquiry—please state briefly your background of experience, education and present position.



Capitol Radio Engineering Institute

An Accredited Technical Institute

Dept. 114A. 16th and Park Road, N. W., Washington 10, D. C.

Branch Offices: New York (7) 170 Broadway • San Francisco (2) 760 Market St.

Here's what Student Roeschke says of CREI: "This course of study has been very beneficial to me, not only because it has added a lot to my technical knowledge alone, but has enabled me to obtain several increases in income during the past two years."

CREI places at your service its 22 years of background in home study and residence radio-electronic instruction. It is an Accredited Technical Institute that takes you through introductory, basic principles to advanced work, and on to specialized fields of radio-electronics as your capabilities permit.

Send for, and read, the new CREI catalog and course outline. It explains the sound up-grading program, the thoroughly proven courses, and what CREI can do for you. It gives you a good idea of how practical and easy-to-understand CREI courses are, and shows you why so many thousands have benefited by CREI enrollment since 1927.

VETERANS! CREI TRAINING AVAILABLE UNDER G. I. BILL

MAIL COUPON FOR FREE BOOKLET

CAPITOL RADIO ENGINEERING INSTITUTE
16th & Park Road, N. W., Dept. 114A, Washington 10, D. C.

Gentlemen: Please send your free booklet, "Your Future in the New World of Electronics," together with full details of your home-study training. I am attaching a brief resume of my experience, education and present position.

Check field of greatest interest:

- PRACTICAL RADIO-ELECTRONICS PRACTICAL TELEVISION
 BROADCASTING AERONAUTICAL RADIO ENGINEERING
 RECEIVER SERVICING

NAME _____

STREET _____

CITY _____ ZONE _____ STATE _____


I AM ENTITLED TO TRAINING UNDER G. I. BILL.

GT and HYTRON go together

HERE'S WHY

- 1 Hytron originated the Banta's GT—the most popular receiving tube.
- 2 Hytron has introduced more than fifty GT types.
- 3 Hytron has the longest—the most extensive experience with GT's.

Your conclusion: Think of Hytron when you think of GT. Ask for the original and best. Simplify your inventory problems, too. Stock the popular Hytron GT to replace G, metal, or GT.



← New 3rd Edition HYTRON REFERENCE GUIDE for MINIATURE ELECTRON TUBES

Six pages—91 miniature tubes, 19 of them new. Unique, contains pertinent: data and basing diagrams for all miniatures announced to date, regardless of make. Lists similar larger prototypes.

NOW AVAILABLE AT YOUR HYTRON JOBBERS.

SPECIALISTS IN RADIO RECEIVING TUBES SINCE 1921.


HYTRON

RADIO AND ELECTRONICS CORP.

MAIN OFFICE: SALEM, MASSACHUSETTS



NEW!



G-E VARIABLE RELUCTANCE CARTRIDGE

*with the replaceable stylus for
Conventional and Long Playing Records*

NOW—in one small unit—all the sales and performance advantages of the G-E Variable Reluctance Cartridge plus this additional consumer economy feature—the Replaceable Stylus.

Negligible needle scratch and needle talk, minimum record wear, wide frequency response, freedom from resonance peaks, realistic reproduction—these are maintained at all times, simply, easily, economically with the Replaceable Stylus.

No more changing of the entire cartridge means more frequent replacement of stylus by the consumer because he can do it himself so easily.

Four simple steps—and presto! The worn stylus is replaced and maximum high quality performance is restored for the critical listener.

Note, too, these additional features:

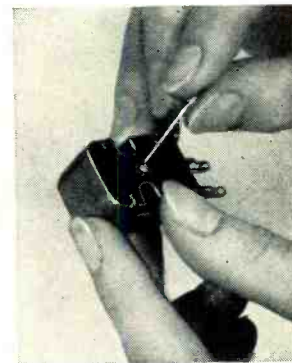


- New notched design . . . one-third smaller . . . improved shape . . . more generally adaptable to various tone arms.
- More clearance for record changers.
- Higher lateral compliance for more faithful tracking.
- More economical for the customer—more sales for the dealer.
- Cartridges available for LP records with 1 mil stylus; for conventional records with 3 mil stylus.

For complete information on the new Variable Reluctance Cartridge write: *General Electric Company, Electronics Park, Syracuse, New York.*



1 Simply remove cartridge from tone arm.



2 Use paper clip or wire to force stylus out of the cartridge.



3 Insert new stylus into cartridge with fingers.



4 Press firmly into position with thumb nail.

You can put your confidence in—

GENERAL



ELECTRIC

178-M1

Television MASTER ANTENNAS

By
IRA KAMEN

Television receivers with built-in antennas are not a reality as yet. A master antenna system for multiple dwellings is the only answer where individual installations are not permitted.

REALTY groups throughout the country have recommended to all landlords that installation of television antennas in multiple dwellings be prohibited for the following reasons:

1. To prevent the roofs of the buildings from being cluttered with a disfiguring maze of antennas.
2. To preclude damage to the parapet walls and other structures on the roofs of the buildings.
3. To avoid the financial liability involved in the event of accident from faulty antenna installations.

This restrictive action by the realtors has stirred industry-wide attention to the need for television master antenna systems. Pressure from the TBA and the RMA groups accelerated developments from *Amy, Aceves & King*, *Intra-Video Corporation of America*, *Radio Corporation of America*, and others.

All of these systems, however, are

faced with considerable resistance from the realty field which expects the television industry to furnish television receivers with built-in aerials in the near future. Realtors constantly refer to the relatively limited use of radio master antenna systems today in multiple dwellings because radio receivers have built-in loop antennas. The realtors feel hesitant about spending money for television master antennas since they feel that perhaps these may be made obsolete by new indoor television antennas, developed on "super-duper" principles, solving all television reception problems. These people refer to the atomic bomb development and say that anything is possible.

No real comparison can be made with developments such as the atomic bomb. The bomb was a fundamental possibility ever since the discovery that all matter consists of atoms that are held together by tremendous

molecular forces. Television waves are transmitted like light beams and, therefore, can be picked up only where there are no reflecting surfaces (steel structures, hills, etc.) between the television receiver and the television transmitter. This is a fundamental law, like the law of gravity, and is not subject to change. Indoor antennas work normally only in those apartment buildings where it is possible "to stick your head out the window" and see the television stations. There are some locations in urban areas where people have front apartments which more or less face some of the television transmitters and, therefore, they pick up satisfactory television pictures without a roof antenna. There are also many cases where indoor antennas can pick up two or three stations satisfactorily but cannot pick up any other television channels in the area because of their location with respect to these other television stations.

The reception, of course, on all television receivers connected to indoor antennas would be greatly improved if there were an external antenna. Probably the majority of the people in apartment dwellings will never be able to get satisfactory reception until master antenna systems are installed in those buildings.

An indoor television antenna has sev-

ILLUSTRATIONS OF AMY, ACEVES & KING'S ANTENNA SYSTEM

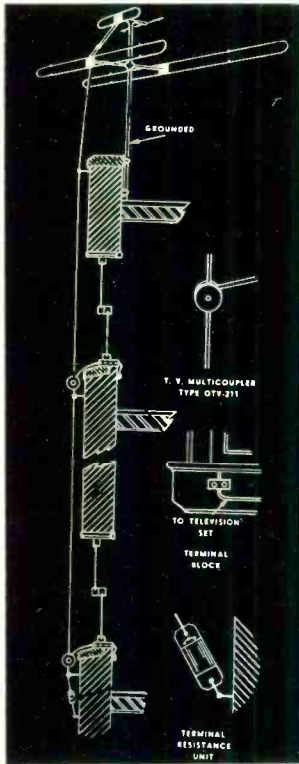


Fig. 1. A twelve-channel antenna connected to 150 ohm line distribution system for outside or exposed wiring installation in multiple dwellings.



Fig. 3. Typical installation shows coupling unit and terminal block at service entrance of a multiple-family dwelling.

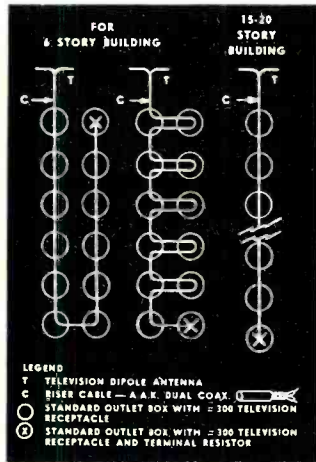


Fig. 2. A typical riser diagram for installation in multiple dwellings. Circuit shown is applicable where the coaxial cables are actually run in conduit.

eral defects as a practical permanent television installation unit in a multiple dwelling.

For one thing, most of the presently installed indoor antennas have a narrow bandwidth and relatively low gain on all television channels.

Then, human body capacity changes picture contrast when any person in the room gets close to the indoor antenna.

Another factor is the placement of screens in the windows. In summer these affect and sometimes mar the operation of an indoor antenna installed in the fall, winter, or spring.

Also, high noise-to-signal ratio is present in many indoor antenna installations due to the high attenuation which results from the dielectric losses of an inside television antenna installation and the inefficient type of antenna which must be installed in an apartment under a rug or in a closet. This inefficient indoor antenna installation makes it necessary to advance the contrast (gain) control to a point where the noise in the area may be amplified to a level where the picture shows background noise. Most customers, at this stage of television, cannot fully judge the quality of their reception and therefore accept a picture, distorted by background noise, without complaint.




Fig. 5. Amy, Aceves & King antennas installed on a typical six-story building in Brooklyn, New York.

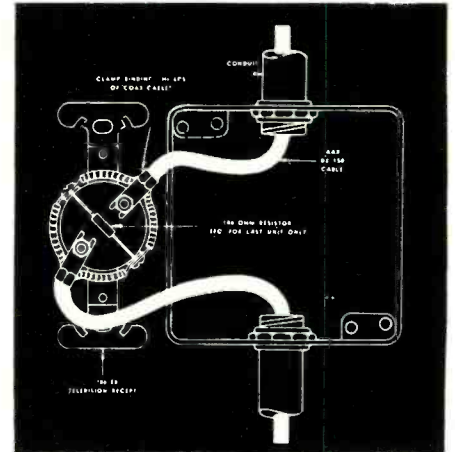



Fig. 4. A typical outlet assembly for installation in a 4 inch by 4 inch by 1 1/2 inch box fitted to conduit riser system.

Fig. 6. A double-stacked array which is installed on the parapet wall of a Brooklyn, N. Y., building.



ILLUSTRATIONS OF INTRA-VIDEO CORP.'S ANTENNA SYSTEM

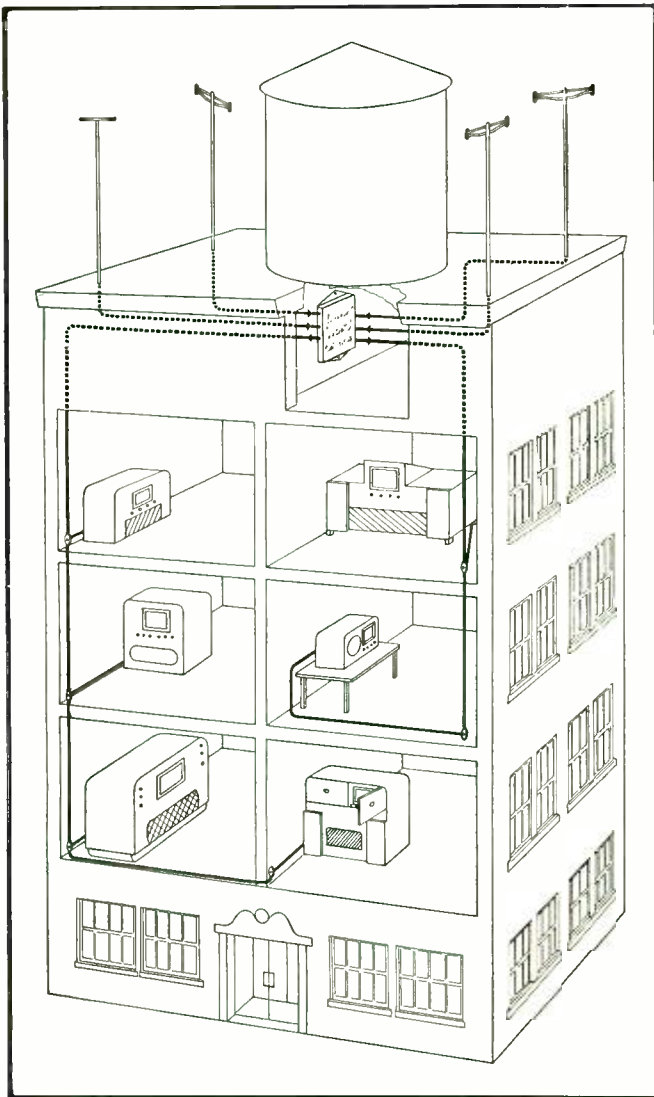


Fig. 7. Line drawing of a moderate-size apartment building showing a typical layout of antennas, amplifier, and outlets used by the Intra-Video Corp. in multiple dwellings.

Finally, each installation is a costly experiment and the best that can be hoped for, in most cases, is a compromise.

In the case of radio master antenna systems, these became limited in application because it was possible to increase the power of existing radio stations without interfering with neighboring stations in other cities, and reflections from steel structures were unimportant. Then, too, the human ear has a greater tolerance in comparison with the eye. All of these factors made the radio loop antenna practical.

It is not to be expected that television master antennas will become less important in the future as the present television stations cannot increase their power above the present level. This level has been set by the Federal Communications Commission, and any increase in power in New York, for example, would produce interference with the neighboring stations in the Pennsylvania and Connecticut areas. Also, the human eye is very sensitive, in comparison to the ear, and cannot view multiple images caused by reflections from steel structures or noisy, unsteady pictures due to weak signals, in an entertainment medium.

A master antenna system has to solve a five-fold reception problem:

1. Satisfactory pictures from all or a majority of the television stations transmitting in the area.

2. Strong, interference-free signals for all television receivers connected to the system.

3. Isolation between television receivers connected to the system to preclude the effect of re-radiation from the local oscillator of any television receiver (manufactured in accordance with RMA standards) marring reception on any other television receiver connected to the system.

4. Connection of television receivers to the system without altering the television outlet to compensate for the input characteristics of any television receiver.

5. Adjustment of a wide range of signal levels available from television stations in the area.

The following are descriptions of master antenna systems which are now being installed in multiple dwellings.

Amy, Aceves & King has patented a master antenna system which claims to serve twenty television and FM radio receivers from a single antenna array.

Fig. 8. Amplifier unit circuit for six-channel operation. Two unused channels are for connection of a seventh television channel, if such is desired, and for FM reception.



Fig. 9. A typical channel amplifier strip which plugs into the main amplifier unit located near the antenna units.





Fig. 10. (Left) Outlet with polarized four-prong receptacle for television (top) and two-prong receptacle for AM (bottom). (Right) Typical plug connection for 300 ohm line to TV outlet (top) and twisted pair to the AM outlet.



ILLUSTRATIONS OF R.C.A.'S MULTIPLE ANTENNA SYSTEM

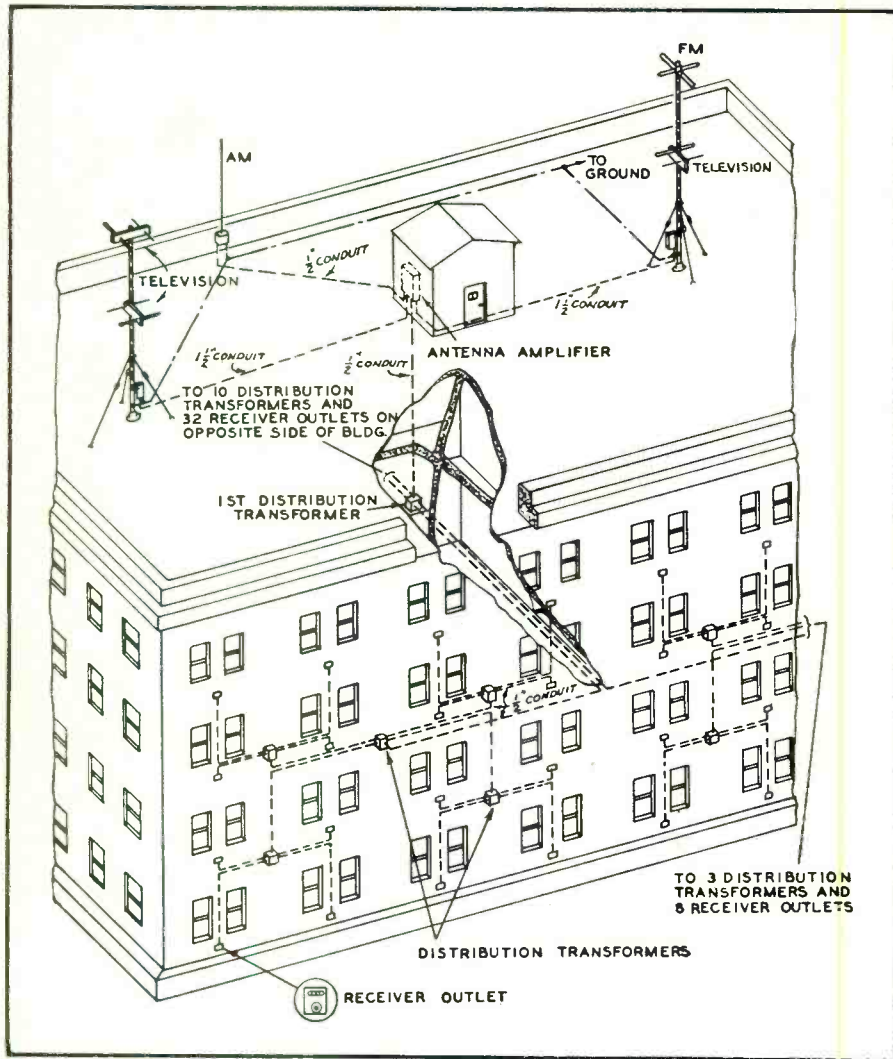


Fig. 11. Typical layout of the Antenaplex System showing antennas, amplifier, distribution transformers, and cable and outlet units.

The all-channel (2-13) antenna array shown in Fig. 1 has the unique feature of a divider network which is circuited between the low-channel (2-6) and the high-channel (7-13) antenna elements. This divider network prevents the low channel antenna elements from transferring any television signals they intercept on channels 7-13 into the transmission line cable. This feature enables the installer to adjust the smaller high frequency elements to a different angular position favoring television channels 7-13 with respect to the larger low frequency elements which may be independently adjusted for best reception on channels 2-6.

The signals induced into this an-
(Continued on page 136)

Fig. 12. An RCA amplifier unit equipped with seven channels of television boosters in addition to the standard AM and FM channels.




Fig. 15. A simplified TV-FM antenna system for the simultaneous operation of four television and/or frequency modulation receivers.

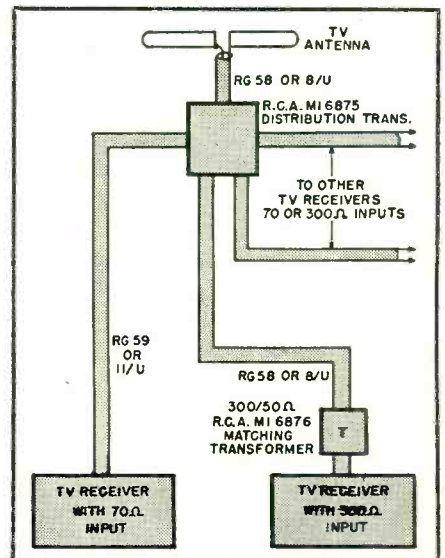




Fig. 13. Coaxial fitting (right) used to connect TV receiver to RCA system. The bakelite fitting (left) is used to connect AM radio.



Fig. 14. TV-FM-AM antennas installed at Park Lane Hotel in New York for use with the RCA Antenaplex multiple installation system.





Front and rear views of r.f. meter. Complete frequency coverage is obtained by utilizing four separate plug-in type coils. Author used a war surplus meter. A 0.1 ma. d.c. movement will work. See page 82 for complete diagram.

Versatile R.F. METER for HAM STATIONS

By ROBERT LEWIS, W8MQU

This relatively low-cost, home-built test instrument covers a frequency range of from 2500 to 75,000 kc.

ALL hams are, or at least should be, familiar with FCC regulations regarding operation of amateur stations. Among these requirements are the ones specifying that means should be provided to insure operation within an amateur band; that phone transmitters are not overmodulated; that spurious emissions are not present.

It does not take much listening on the ham bands to discover how few hams are complying with these regulations. The most consistent departure from the book seems to be on the phone bands, where overmodulation and distortion are the rule rather than the exception. Not only do these conditions violate the FCC rules but they create a great deal of interference in the all-too-crowded ham frequencies.

Many hams feel that to own equipment capable of keeping a check on their operation would entail a pro-

hibitive financial investment, in such units as oscilloscopes, expensive frequency meters, and so forth. However, such is not the case. The meter described herein is a virtual "Jack of all trades" in view of the many jobs it will do, and at a cost of only \$10. What cheaper insurance could there be against receiving pink tickets? Consider, too, the value of a good reputation among fellow hams, as a result of having a clean signal and one which does not occupy 40 kc. of a 150 kc. phone band.

Offhand, the following uses for the r.f. meter can be listed: Wavemeter, field strength meter, modulation meter, carrier shift meter, phone monitor, neutralizing indicator. There are probably other jobs it can be put to, but the above are the ones that come to mind at the moment.

Inspection of the diagram will show that the meter consists simply of a

tuned circuit coupled to a low-range milliammeter through a 1N34 crystal diode for indicating radio frequency current. By switching the meter over to a full-wave copper-oxide rectifier, modulation, hum, or any audio component of the r.f. wave will be indicated.

The entire instrument is built into a standard 3" x 4" x 5" metal utility box, with the meter, r.f.-a.f. switch, calibrating resistor (R_2) and phone jack being mounted on the 4" x 5", front panel. Any range of frequencies can be covered by means of coils which plug into a 4-prong socket in the top of the box. When the meter is being used as a field strength meter, a rod a foot or two long can be connected to the standoff insulator at the right of the coil. The tuning condenser and indicating dial are mounted on the right side of the box. Location of the parts inside the cabinet is shown in the photograph of the rear of the box.

All parts in the original job were standard, except for the meter, which is a surplus item having a 0-1.2 ma. movement and a full scale reading of 100. There are many excellent meters still available on the surplus market. About the only precaution necessary in the wiring is to avoid heating the rectifiers while soldering, and to be sure that the polarity of the two rectifiers is correct so that the meter will read in the same direction on both r.f. and audio.

The coils can be calibrated by using the instrument as a wavemeter, in conjunction with an oscillating regen-

(Continued on page 82)

A 35-Watt Hi-Fidelity AMPLIFIER




Fig. 1. Top-front view of completed amplifier. Cover has been removed to show components.

By RICHARD J. CLEARY

This home-built amplifier features two high-gain mike inputs, a phono input, and bass and treble tone controls. The d.c. operated filaments contribute to its hum-free performance.

THE unit to be discussed in this article was developed to achieve two important goals in amplifier design. The first very distinct advantage is fairly high power output, 30 watts undistorted, and 35 watts at less than 5% distortion. Although beam power output tubes are used, the quality equals that provided by such triodes as the 2A3, 6B4, 6A5, etc.

The second, but no less important accomplishment, was the construction of a very high gain amplifier, which had not the slightest trace of hum, despite the fact that both microphone gain controls were opened all the way.

The very high degree of quality is attained by the use of a special type of inverse feedback. Upon studying the circuit diagram of Fig. 3, it can be seen that when a signal is applied to the 6L6 grids, a change of current takes place in the primary of the output transformer (Thordarson T-17S13), inducing a voltage in the voice coil and the feedback winding. The voltage, or signal in the feedback (tertiary) winding is ten per-cent of the total output. This signal is fed back, out of phase with the incoming signal, into the 6L6 grids, by means of an input transformer with a split secondary (Stancor A-4206). This feedback virtually eliminates harmonics, and has a tremendous ability to stabilize the output tubes, thereby permitting them to be driven to higher volume levels than usual, without signs of overloading. Since this form of inverse feedback introduces very low d.c. resistance in the grid circuit,

it may be used in cases where grid current is drawn. Bias is applied to the 6L6 grids through the center tap of the feedback winding.

Another great help to the over-all frequency response is the tone control circuit, which offers a large amount of treble and bass boost or attenuation.

An extra stage of amplification was necessary to overcome the large loss of gain caused by the tone circuit. To get bass boost, the signal from the 12SQ7 plate is worked through a load of 1.47 megohms, into the grid of the 12SR7, where a portion of all frequencies above approximately 500 cycles is shunted to ground by the network of the 47,000 ohm resistor and the .005 μ fd. condenser. Since a certain quantity of the higher fre-

quencies is shunted, the "lows" enter the grid at a much stronger level, so it can be seen that bass boost is really obtained by merely attenuating all of the other frequencies.

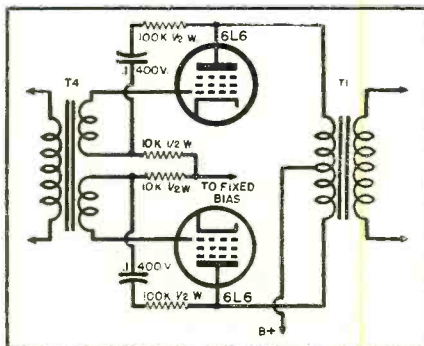
The amount of bass boost is controlled by placing a 1 megohm control across the .005 μ fd. condenser. As this control is moved toward ground, the shunting network begins to lose its high impedance to bass frequencies, and the signal begins to work through the control, as well as the network. When the slider is grounded, the signal no longer works through the condenser, and all frequencies are shunted to an equal extent. When the slider is at the highest point from ground, the .005 μ fd. condenser is placed in the circuit, preventing the shunting of low frequencies, and providing maximum bass boost.

High-frequency boost is obtained by passing all frequencies above approximately 4000 cycles directly into the 12SR7 grid, through a 250 μ fd. condenser. Since this signal does not work through the 1.47 megohm load, it will be much stronger than the other frequencies, except the lows, and will not be greatly affected by the shunting network. This 250 μ fd. condenser is wired to the slider of the treble control, one end of which feeds the 12SR7 grid, and the other end of which is grounded. Therefore by moving the slider, either boost or attenuation is available.

In effect, with treble and bass boosted to maximum, the tone circuit suppresses the strength of the middle frequencies, which are usually overabundant, and brings out the true beauty of the upper and lower ranges.

Additional treble boost for record playing can be obtained by placing a 250 μ fd. condenser from the high side of the phono control to the pointer. This simply allows the highs to pass into the input tube without being weakened by the load of the volume control. Therefore, at the grid of the tube, the highs are fed in at a greater signal strength than the other frequencies. Of course, when the control

Fig. 2. Schematic diagram of optional feedback circuit. If output transformer with separate feedback winding, as specified in the parts list, is not available, this resistance-capacity circuit may be used.



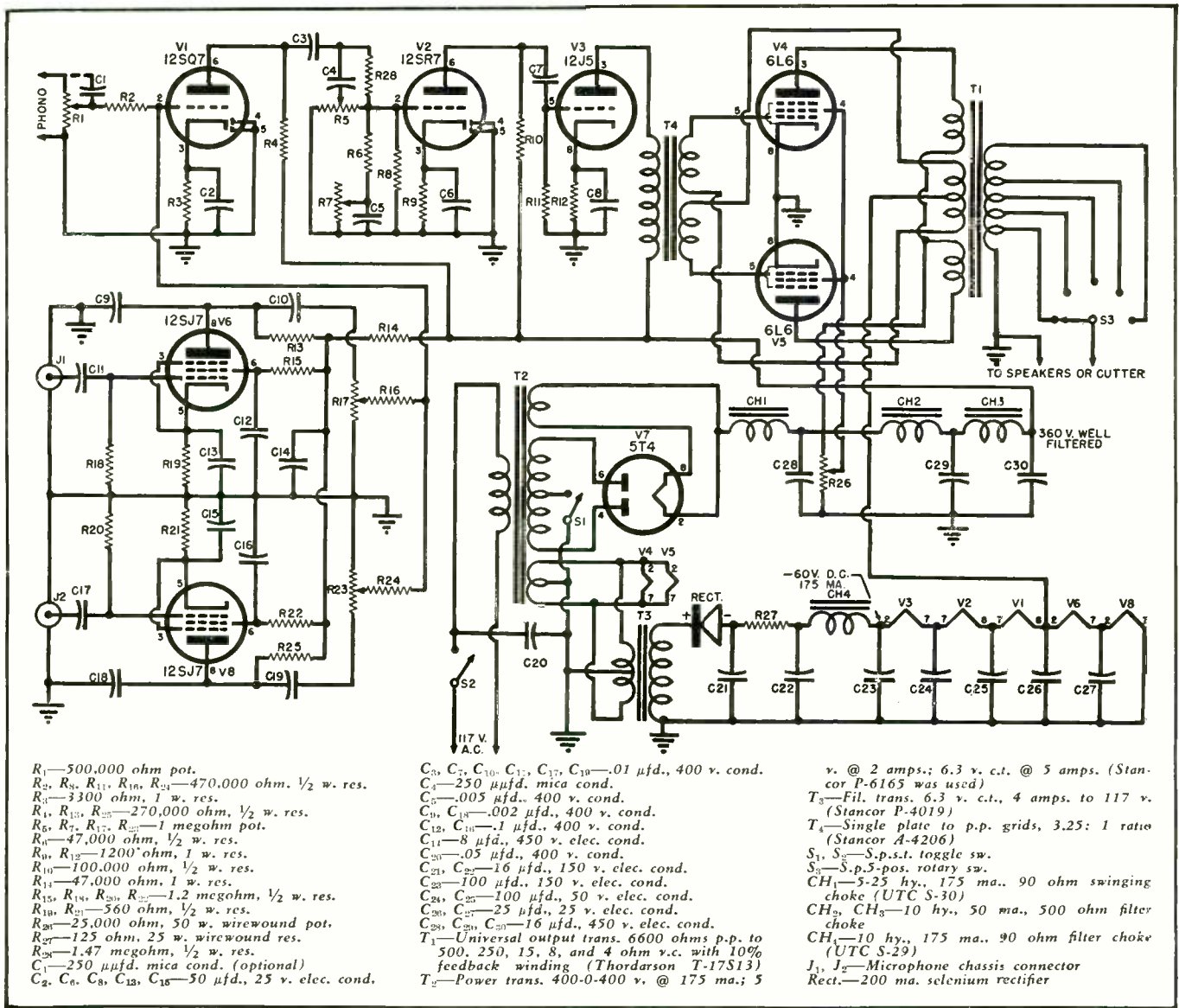


Fig. 3. Complete schematic diagram of amplifier. The power supply is built on a separate chassis.

is at maximum volume position, the boost would lose effect, as there would be no load for the signal to work through, as far as the volume control is concerned.

The three 470,000 ohm resistors in the grid of the 12SQ7 permit the mixing of the three input channels, with no audible interaction.

Standard resistance coupling was used throughout the circuit, except in the coupling of the last stage. The .01 μ fd. coupling condensers were chosen after considerable difficulty was experienced with .1 μ fd. condensers. It seemed that the larger condensers were passing various subsonic low frequencies, such as motor rumble, vibrations, etc., which consumed a large amount of power, and produced distortion due to overloading the power tubes and speakers at higher volume levels. With the present .01 μ fd. coupling condensers, the frequency response is uniformly linear from 40 to 14,000 cycles.

It was necessary to place the filter unit consisting of a 47,000 ohm resistor,


and an 8 μ fd. 450 v. condenser, in the "B" supply of the 12SJ7's, in order to eliminate low frequency motorboating.

Although many designers are following the trend of coupling the driver

tube to the interstage transformer by a resistance-capacity method, better low frequency response was secured in the present unit by coupling the

(Continued on page 114)

Fig. 4. Bottom view shows placement of underchassis components. Toggle switch shown on the right of operating controls is not incorporated in the schematic diagram and may be omitted. It was used to switch output of amplifier from speaker to recorder unit.



AUDIO TRANSIENT DISTORTION

Two-stage microphone preamplifier and pulse generator used in making studies of transient distortions due to speaker hang-over.



All audio equipment is plagued with this form of distortion. For good tonal response it must be minimized.

By

GLEN SOUTHWORTH

FOR practical purposes, all of the sounds encountered in audio reproduction are of a transient nature, with durations from milliseconds to a fraction of a minute. The behavior of an audio system is often far different under these conditions than under the steady state conditions used in conventional measurements of audio distortion. Due to the relatively small amount of published information in this field, the importance of transient distortion is seldom realized by radiomen.

Due to the fact that sounds commonly encountered are of a very complex nature, comprising amplitude modulated and frequency modulated tones of varying harmonic and tran-

sient content, it may readily be seen that transient distortion embraces a very broad field, overlapping the recognized steady state forms of distortion.

One common and important form of transient distortion is the alteration in the wave envelope of a transient tone. This form of distortion occurs naturally and can be the result of excessive reverberation, poor room acoustics, and various resonances occurring in the vicinity of the sound. The results of this form of distortion are mushiness, indistinctness, and alterations of tone color. Furthermore, listening experiments have strongly indicated that the basic character of musical instruments is strongly de-

pendent on the transient characteristics of the wave envelopes produced. Even trained observers have difficulty in recognizing an instrument from a steady tone.

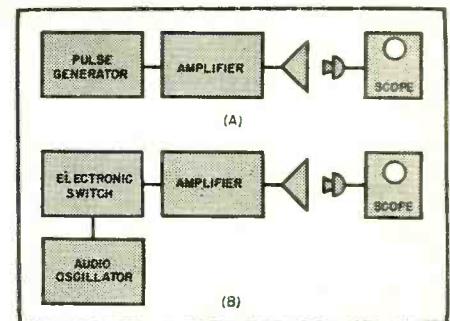
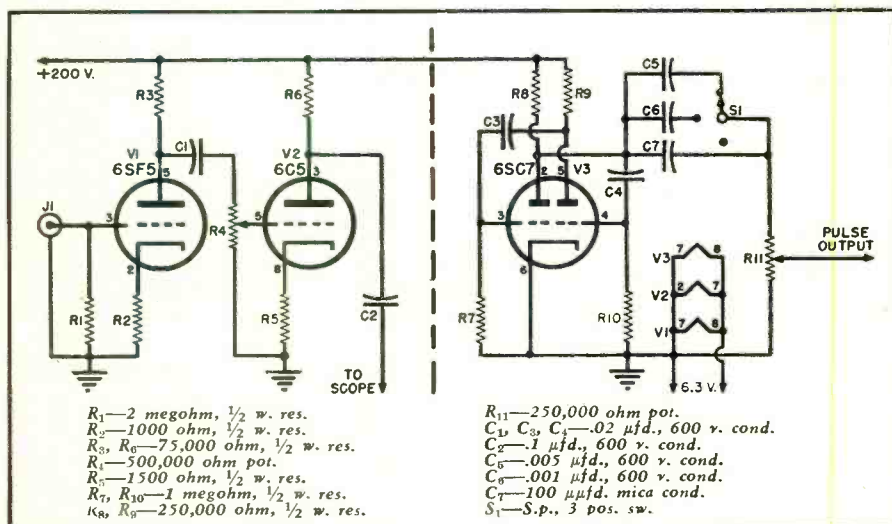
Distortion of this nature commonly occurs in recording and broadcasting due to the practice of placing microphones farthest away from instruments producing low tones of relatively high intensity. Severe envelope distortions may result due to reverberation, and the harmonic structures of these instruments may be almost lost. A further complication is added due to the poor low-frequency transient response of most loudspeakers.

A second disagreeable form of distortion results from the shock excitation of resonances removed from the fundamental tone and usually results in a rough, unpleasing tone and in the case of violins and other musical instruments may be an important factor in determining tone quality.

Both of these forms of distortion as well as several others are commonly found in audio systems. Wave envelope distortion may be introduced by phonograph pickups, by amplifiers using inductive-type compensation networks, or, more commonly, by the loudspeaker, due to the finite time required for it to build up to maximum value and the continuing vibrations after the original impulse has ceased.

The same factors generally hold in the second case, and usually the loudspeaker and its environment are the

Schematic diagram of simple microphone preamplifier and pulse generator shown in the photograph above. The variable pulse width is included due to the fact that resonant effects are best excited by a pulse of similar frequency.



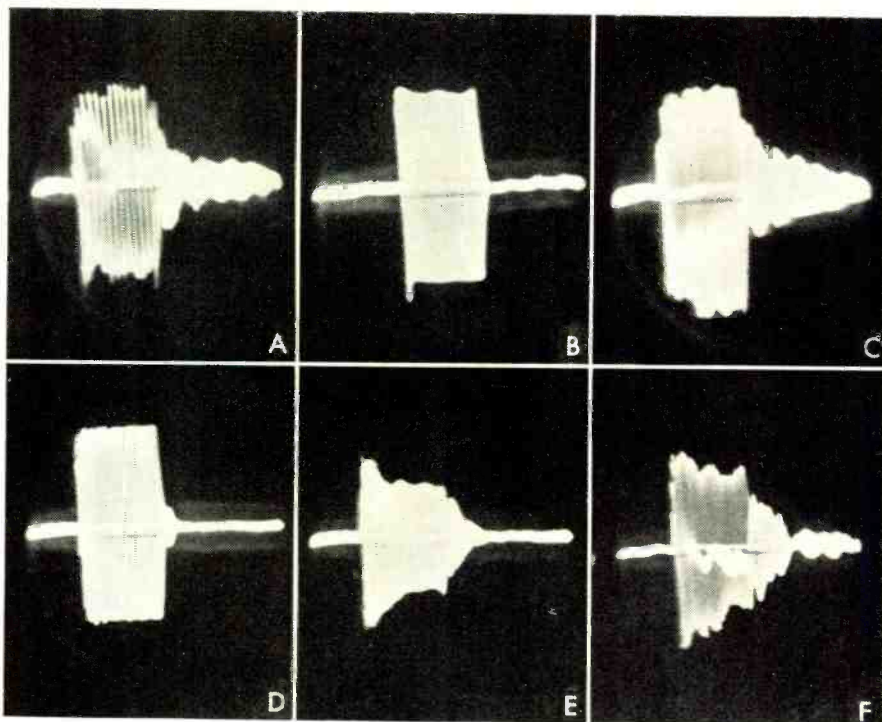
(A) Block diagram illustrates test set-up used in determining equipment response to pulse-type transients. (B) Block diagram of the test set-up that was used to determine wave envelope distortion, harmonic distortion, and speaker resonances.

worst in this respect. Two other factors relating to more commonly recognized forms of distortion are the wave envelope distortions that may result from frequency distortion or attenuation and a lesser recognized effect due to amplitude distortion. In the latter case, many important transients may be of a relatively low level compared to the average sound level. Hams and communications men familiar with the theory behind speech clipping will recognize the importance of these transients in relation to intelligibility. The most common distortions of these low-level transients occur due to masking effects from resonant "hangover" or masking due to hum or noise and, as mentioned before, the masking due to reverberation, etc., in the original pick-up. A second objectionable effect is the result of nonlinearity in equipment at very low levels. Class B amplifiers such as used in modulators, and mechanical devices such as pickups and loudspeakers may produce this effect. As a result, distortion in reproducing equipment may be very high at low output levels.

Although it is common to think of audio amplifiers as having relatively low transient distortion, this is not necessarily the case. Asymmetrical waveforms are commonly encountered in sound reproduction and may be greatly distorted even in voltage amplifier stages. In the illustration, the wave form of an asymmetrical pulse is shown at the input and at the output of a single stage of single ended voltage amplification. Not only is the asymmetry of the pulse distorted, but an objectionable low-frequency component is superimposed. This effect is especially noticeable in the case of sudden bursts of static where a low-frequency speaker "thump" may be observed.

Loudspeakers, due to the complex mechanical and electrical problems involved, are commonly considered one of the worst offenders where transient distortion is involved. "Hangover" due to poorly damped cone resonance is most often considered and may persist up to one second in extreme cases. An illustration of the damped wave train produced by an inexpensive five-inch speaker is shown in the photograph. Although the speaker was excited by a pulse of relatively short duration, oscillations at the fundamental resonant frequency persisted for one-tenth of a second and represented the major portion of the acoustic energy radiated. As noted before in the case of some audio amplifiers, the spurious low-frequency components produced by loudspeaker resonance can be very objectionable.

Several methods of reducing distortion of this nature are generally recognized. High-quality loudspeakers may have good internal mechanical damping, and electrical damping may be achieved to some degree by the use of inverse feedback or Class A triodes. Proper speaker enclosures provide acoustic damping with horn loading



(A) Oscillogram of 3000-cycle pulse at amplifier output. (B) Oscillogram of 3000-cycle pulse reproduced by 2-inch speaker. (C) Oscillogram of 3000-cycle pulse reproduced by extended range, 12-inch speaker. (D) Oscillogram of 2000-cycle pulse showing phase distortion in speaker. (E) 1500-cycle pulse showing phase, harmonic, and transient distortion produced by speaker at this frequency. (F) Acoustic output of highly damped, extended range, 12-inch speaker in response to a 600-cycle pulse.

becoming increasingly popular. Oscillograms of the five-inch speaker previously referred to are shown with strong mechanical and special electrical damping applied. In the case of

amplifier distortion it is interesting to note that several manufacturers of high-quality amplifiers use inverse feedback over the voltage amplifier (Continued on page 84)

(A) Wave form of the initial pulse obtained from the generator. (B) The pulse distortion produced by a single stage of voltage amplification. (C) Damped wave train of a 5-inch speaker, shock excited by a single pulse from generator. (D) The same 5-inch speaker as it appears with firm mechanical damping. (E) The same 5-inch speaker shown as it appears with special electrical damping. (F) Transient response of a high-quality, 12-inch speaker resulting from a pulse input.

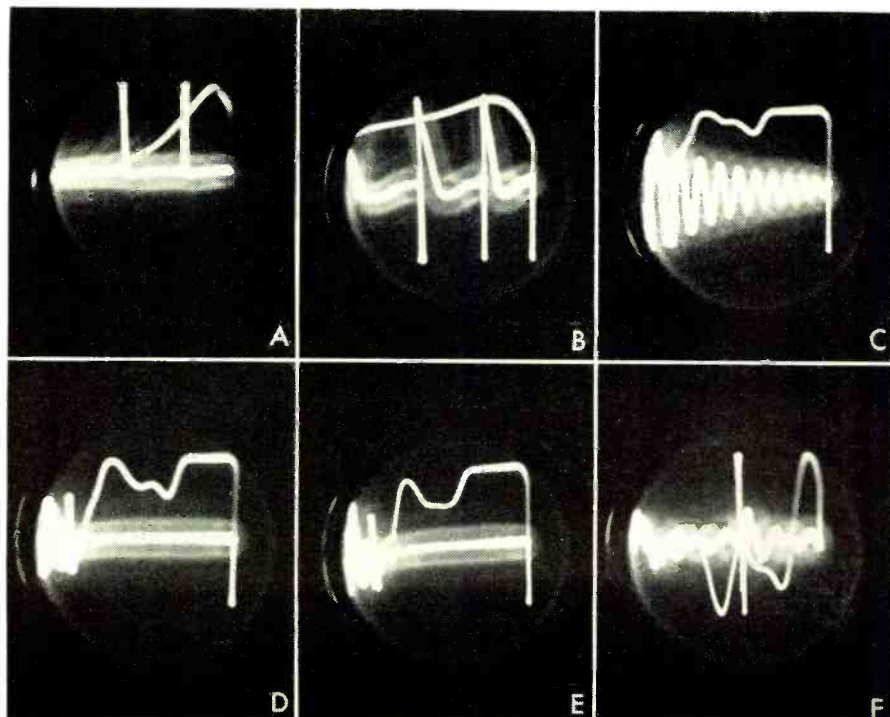



Fig. 1. External view of the signal injector unit.



Build This COMPACT SIGNAL INJECTOR

By RUFUS P. TURNER, K6AI

A simple unit for troubleshooting by the signal injection method. It supplies both a.f. and r.f. signals.

MANY radio servicemen know the merits of the signal injection method and use it, in one form or another, for localizing trouble in receivers. When using this method, a signal is injected into the circuit, first at the output, then at the input of each stage, starting at the loudspeaker voice coil and working back in steps to the antenna input terminals. An audio signal is employed at all points from the speaker to the output of the 2nd detector, an i.f. signal from the input of the 2nd detector to the output of the converter or 1st detector, and a suitable r.f. signal from the input of the 1st detector or converter, through the r.f. amplifiers, to the antenna terminals. When receiver output (as shown by the loudspeaker or output meter) is lost as the injected signal is transferred from the output of a particular stage to the input, the trouble has been localized in that stage.

Merely touching the finger successively to the various tube grids in a receiver or p.a. amplifier and listening for hum is a makeshift method of signal injection troubleshooting. But this is an unreliable adaptation of the system. The instrument method is avoided by some servicemen since this calls for both a radio-frequency and audio-frequency test oscillator. If the r.f. oscillator has provision for external use of its 400-cycle audio modulation, the audio oscillator can be eliminated. However, the great value of signal injection servicing is the ease with which it allows trouble to be located "on location" prior to making an estimate, and few servicemen care to lug their signal generators around on jobs.

A small, lightweight signal injector unit capable of supplying r.f., i.f., and

audio signals without tuning is of advantage, since such an outfit is readily portable and may be subordinated to other test instruments in the shop. Properly constructed, it will take a lot of abuse in handling.

The instrument described in this article is a compact signal injector of this sort. Employing a simple circuit, it is useful for troubleshooting in both receivers and p.a. amplifiers. It has no critical adjustments to get out of order. Fig. 1 is the external view of the injector; while Fig. 3 shows the internal construction.

Circuit Description

In the injector circuit (See Fig. 2), one half of a 6SL7-GT tube is employed as a crystal oscillator. The crystal is a receiver i.f.-type component rated at 455 or 456 kc., the commonest receiver intermediate frequencies. The primary half of a midget 455-kc. i.f. transformer, T_2 , is used as the oscillator plate tank. The secondary half of this transformer acts as a tuned r.f. output coil. The use of a crystal oscillator eliminates tuning (the trimmer condenser in the i.f. transformer can be set and forgotten) and insures highest electrical and mechanical stability. The i.f. crystals no longer are out of the reach of the builder of inexpensive test instruments. They may be found in the surplus ads priced at less than one dollar.

The second half of the 6SL7-GT is used as an audio oscillator, in conjunction with the iron-core transformer, T_1 , to modulate the r.f. oscillator. The frequency of the audio tone is set by the capacitance of C_3 and the inductance of the primary winding of T_1 .

Modulated r.f. signals delivered by the instrument start at the crystal fre-

quency and occur at each harmonic of that frequency, being useful up to about the 50th. Thus, a 455-kc. crystal will furnish strong test signals every 455 kilocycles apart from 455 kc. to 22.75 megacycles. In the standard broadcast band, spot frequencies are available at 910 kc. and 1365 kc. A 456-kc. crystal will furnish broadcast spot frequencies at 912 kc. and 1368 kc. The two points in the broadcast band usually will be entirely adequate to shoot trouble in the r.f., 1st detector, or converter stages of a receiver.

The output jack, J_1 , delivers either a.f. or r.f. signals, depending upon the position of the output switch, S_1 . Signal intensity is adjusted by means of the output potentiometer, R_4 . In order to maintain a constant load on the audio oscillator (thereby insuring its tone stability) and also to eliminate the multiple switching which would be necessary to couple the audio oscillator directly to the output jack, while devitalizing the r.f. oscillator, a novel system is employed. The modulated r.f. is rectified by the shunt-connected 1N34 crystal diode, and the audio component is delivered to jack J_1 when switch S_1 is thrown to its "AF" position.

The injector is powered by a single 100-milliamperere selenium rectifier. The 6SL7-GT heater is operated from the power line through a 360-ohm line cord resistor, R_1 . The filter consists of resistor R_2 (which requires less space than a choke), and condensers C_4 and C_7 . While the power supply is of the a.c.-d.c. type, the instrument is entirely safe to handle with any sort of equipment, either straight a.c. or a.c.-d.c., since no portion of the power supply circuit is connected either to the chassis or to the output jack.

The circuit constants in the audio
RADIO & TELEVISION NEWS

oscillator portion of the injector give an audio frequency of approximately 400 cycles. This assumes that the transformer specified in Fig. 2 will be used by the reader. The capacitance of C_3 may be decreased to raise the frequency, or increased to lower the frequency.

The output coupling condenser, C_5 , isolates the output jack from the internal circuit. This protects the internal components, especially R_6 , the 1N34, and the secondary of T_2 , when injecting a signal into a high-voltage d.c. point.

Construction Details

The injector is built into a standard radio chassis as a carrying case (See Figs. 1 and 3). This chassis is 9½ inches long, 5 inches wide, and 2½ inches deep. This is the smallest size which would accommodate all of the parts without unnecessary crowding. The carrying handle is a metal drawer pull from the dime-store hardware counter.

Fig. 1 shows the simple front-panel arrangement. The "On-Off" line switch, S_2 , is mounted on the left-hand side. The line cord R_1 enters a grommet-lined hole in the left-hand end of the chassis. Output switch S_1 is mounted in the upper right-hand corner. Directly beneath it is the output potentiometer, R_6 . Under the potentiometer is the coaxial output jack, J_1 . The plug, shown inserted in Fig. 1, is the companion *Amphenol* 80-M connected to a 3-foot length of shielded microphone cable. The center conductor of the cable is connected to a shielded test prod used to inject the signal. The shield braid of the cable is connected, by means of a short length of flexible hookup wire, to an alligator clip which normally is fastened to the chassis or "B-minus" point of the radio or amplifier under test. The name plates were lettered with India ink and fastened to the panel with thickened rubber cement, after which they were coated with clear lacquer to prevent soiling.

Fig. 3 shows placement of parts inside the chassis. Note that the output potentiometer is a metal-cased type. This is for purposes of shielding. Leads to and from this potentiometer are enclosed in shield braid. The tube socket is mounted clear of the chassis on two short studs. The crystal socket, to the right of the tube, is similarly stud-mounted. The i.f. transformer, T_2 , is mounted between the tube and potentiometer. The audio transformer is mounted above the tube and is held by screws to the back of the "front panel." The selenium rectifier may be seen in the upper right-hand corner above the electrolytic condensers. This is the best position for the rectifier, since any heat generated in this component does not reach the crystal readily. Shielding of the instrument is completed when the bottom plate of the chassis (back of the carrying case) is screwed into place.

Adjustment of the injector consists

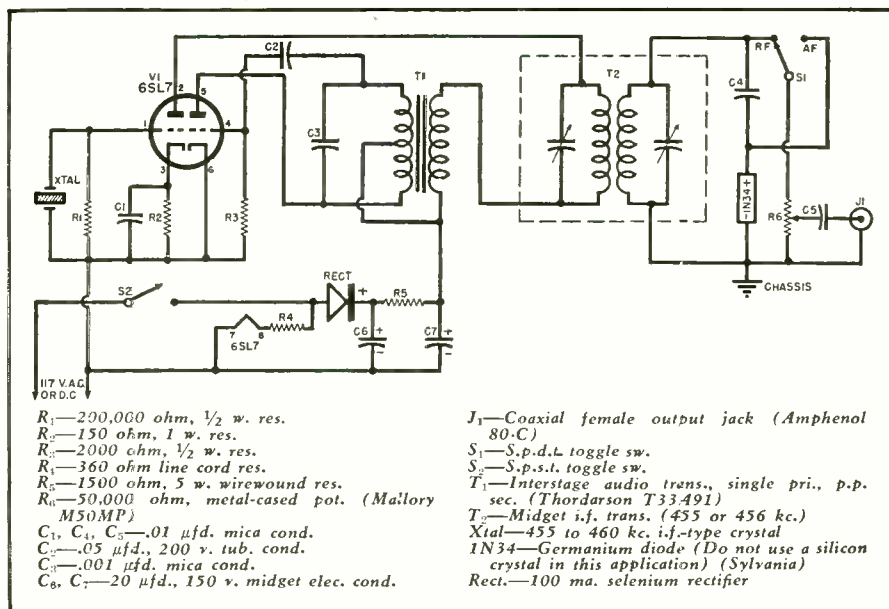


Fig. 2. Complete circuit diagram and parts list for constructing signal injector.

merely of tuning up the crystal oscillator by adjusting input trimmer, and setting the output trimmer for good output.

After the wiring has passed inspection, plug the injector into the power line, close switch S_2 , allow about 3 minutes for the tube cathode to come up to normal operating temperature, and proceed with the adjustment in the following manner:

(1) Connect output jack J_1 to antenna terminals of broadcast receiver tuned to harmonic of injector crystal (Tune to 910 kc. if injector crystal is 455 kc., or to 912 kc. if injector crystal is on 456 kc.).

(2) Set receiver gain control to maximum.

(3) Set injector output control, R_6 , to maximum.

(4) Set injector output switch, S_1 , to "RF."

(5) Adjust the input trimmer condenser in injector i.f. transformer un-

til modulated signal is heard in receiver. Tune receiver, if necessary.

(6) Adjust the output trimmer in injector i.f. transformer until signal in receiver is loudest without overloading.

(7) Run potentiometer R_6 back and forth over its range to check its operation in reducing and increasing injector signal.


(8) Throw switch S_2 to "Off." Switch on again in about 15 seconds. After tube re-heats, if no signal is heard, readjust the input trimmer to point slightly to one side of previous adjustment. When this trimmer is adjusted properly, oscillator will start up easily whenever tube reaches operating temperature.

(9) To check audio output, disconnect receiver, and connect high-resistance headphones to jack J_1 .

(10) Throw switch S_1 to "AF," noting audio signal in headphones.

—50—

Fig. 3. Under chassis view. Although construction is compact there is no crowding of parts.



Mac's RADIO SERVICE SHOP

By JOHN T. FRYE



Barney Makes a Speech

ORDINARILY, only the night light should have been burning in Mac's empty radio service shop, but this early-April evening was obviously an exception, for every light in the place was blazing, and at least a dozen fellows were wandering about inside. Mac himself was comfortably established in an out-of-the-way corner watching the proceedings with a faint smile of amused anticipation on his face. This was not his show.

Barney, Mac's up-and-coming assistant, looked strangely out-of-place in a neat suit instead of a shop coat and with his mop of curly red hair all carefully combed. Suddenly he stood up behind Miss Perkins' desk and announced in a voice that was unnecessarily loud and a little hoarse from nervousness, "Well, fellows, I guess about everyone is here who is going to come; so we may as well get started."

There was a great scraping of chairs as the men and boys found places to sit down.

"First off," Barney said, "I want to thank Mr. McGregor, my boss, for letting us use the shop for our meetings."

As the heads turned toward his corner, Mac grinned his acknowledgment of their thanks and waved his clasped hands over his head like a prize-fight champion.

"You guys know why we are here," Barney continued. "Some of you asked me to help you get amateur radio licenses, and we decided the best way to do this was to work in a group. We intend to study the code, the radio laws, and the basic theory needed to get a ticket."

"I'd like to have as large a beginning group as we can; for, once we start rolling, it will be hard for a late-joiner to catch up. For that reason, I suggest

we postpone actually starting work until our next meeting; and between now and then, let's all see if we can't scare up some more recruits.

"Tonight, if you will let me, I'd like to tell you why, after being a ham for five years, I think amateur radio is the best doggone hobby a fellow can have. Perhaps you will pick up an argument or two that you can use when you start twisting a guy's arm to join us.

"To begin with, a good hobby should be one that you won't outgrow. Playing with building blocks is hot stuff when we are very young; cross-country running is a fine thing for high school and college boys; but neither of these will have much appeal for the middle-aged man. He has lost his taste for the one and his wind for the other. Amateur radio is not like that. It is just as fascinating and just as available to the man in his seventies as it is to the boy in his teens. The great number of active 'old-timers' in the amateur ranks is proof of this. It is not at all unusual to run across a ham who has been pounding brass for a quarter of a century and is still going strong.

"The reason for this continuing fascination lies in the fact that amateur radio is too big and too varied a field for an individual to master. I remember reading in high school about the glamour girl of the Nile, Cleopatra. It was said that the secret of her way with the boys was that she was 'all things to all men.' Well, what Cleo had, amateur radio has, too; for it has something for every taste.

"If you pride yourself on your muscular coordination and like to engage in skill competitions, sending and receiving the code at high speeds is your dish. No matter how fast you get, you will always be able to find another op-

erator who is every bit as fast, if not just a little bit faster.

"Maybe you are a craftsman and get a kick out of building beautiful things with your hands. You can get your enjoyment, then, in the painstaking construction of transmitters, receivers, beam antennas, etc. On the other hand, it could be that you like scientific experimenting. Well, your ham ticket will be the key that will let you into the biggest electronic laboratory in the world, for it actually does take in the whole globe.

"In this laboratory there are more than a hundred thousand amateurs who are constantly designing, building, testing, and experimenting with every kind of electronic equipment from radio-controlled model airplanes to mobile installations that permit them to reach locations thousands of miles from their moving cars.

"It is just possible, though, that you are not a great 'brain' and that you are not much interested in all of this technical side of radio. Perhaps you are an ordinary Joe who likes to meet new people and to talk with them. Again amateur radio is made for you. You can sit right there in your own home, with your sock feet up on the desk, and chew the fat with the whole world on any subject that strikes your fancy. There will not be a single hour of the day or night but that someone will be waiting to answer your 'CQ' on one band or another and to talk as long as you wish to carry on.

"No matter what your primary interest in radio is, this ability to talk with other amateurs is important, for one of the greatest pleasures of any hobby is 'talking shop' with other fellows who share your interest. This is not always so easy in other hobbies. For example, if you collect Ming vases, you may have to travel several hundred miles to meet another bird who appreciates and understands your hobby; but any time you turn on your receiver, you will hear dozens of fellows discussing every imaginable angle of your amateur radio hobby; and you will be as welcome as a muscle-man at a house-raising to join in the discussions.

"Another thing about amateur radio is that you never need to apologize for it as an avocation. It is the only hobby that is recognized by an international treaty. It receives every encouragement from the Army, the Navy, and from the Federal Communications Commission; because these agencies appreciate the fact that hams are ready-trained operators who make excellent instructors in time of war, and that they are always ready and eager to furnish emergency communication when there is a disaster. What is still more important, they know that amateur radio attracts thousands of young men each year into the field of electronics and so keeps our country away out in front in this branch of science. Whistle 'CQ' on the campus of M.I.T., Purdue, or Stanford, and you are al-

(Continued on page 92)

Modern TELEVISION RECEIVERS

By MILTON S. KIVER




Fig. 1. (Left) Du Mont's 20" cathode-ray tube. This is the largest commercial image tube used for direct viewing in TV receivers. (Above) Location of the deflection yoke, focus coil, and ion trap on the neck of a General Electric cathode-ray TV tube.

Part 13. A discussion of the cathode-ray tubes used in television, their characteristics, and their performance in various video receivers.

THE cathode-ray tube is easily the most important and most expensive single component of the television receiver. It is what the customer sees on its screen that determines his entire attitude toward the rest of the set and, indeed, toward the television field as a whole.

There are eleven different types of television cathode-ray tubes in common use today. These are listed in Table 2, together with their most important characteristics. The 3NP4 and the 5TP4 are both projection tubes producing an extremely intense image on their screens and requiring accelerating voltages of about 27,000 volts. All the other tubes listed are of the direct-viewing type, so-called because the images produced on their screens are viewed directly by the set user. Under these circumstances the image need not be as intense as that required by projection tubes and the accelerating voltages used are correspondingly lower. Tubes with 7-inch screens require between 5000 and 6000 volts, while the 10", 12", 15" and 20" tubes operate satisfactorily with 9000 to 15,000 volts. It is to be noted that in all these tubes the accelerating volt-

ages are far higher than normally encountered and extreme caution should be exercised when working with them. While 9000 volts may not necessarily be fatal, due to the extremely small current drain available, it will, at the very least, produce a severe jolt.

The essential components of a cathode-ray tube are: 1. Electron gun; 2. Focusing system; 3. Deflection system; and 4. Fluorescent screen.

The electron gun, where the scanning beam is formed and focused, consists of the cathode, control-grid, and preliminary accelerating electrodes called grids by some manufacturers and anodes by others. Focusing of the beam can be accomplished in one of two ways—by altering the potential difference between the first and second anodes or by using the magnetic field of an external coil. The 5TP4, the 7DP4, the 7GP4 and the 7JP4 employ the first method of focusing, known also as "electrostatic" focusing. In all of the remaining tubes, a special focusing coil is placed around the tube neck and the electrons are brought to a focus magnetically.

Deflection System. Deflection of the electron beam, to trace out the image, is accomplished by deflecting plates or coils. For electrostatic deflection, two sets of plates are mounted at right

angles to each other inside the tube. See Fig. 2. One set of plates receives the horizontal deflection voltages; the other set receives the vertical deflection voltages. When both voltages are active, the electron beam is drawn horizontally across the screen and, at the same time, vertically downward. In this way the desired scanning pattern is traced out. To deflect the beam electromagnetically, two sets of mutually perpendicular coils are placed around the neck of the tube. Currents of saw-tooth shape pass through the coils and deflect the beam. A typical deflection yoke, containing both vertical and horizontal windings, is shown in Fig. 3.

Electrostatic deflection is commonly used in 7" (or smaller) screen tubes. In larger tubes, a considerable deflecting voltage is required if deflection plates are employed. Since it is cheaper to develop high currents than high voltages, the trend has been toward electromagnetic deflection. This trend has been further intensified by the shortening of the over-all length of the tube.

In electromagnetic deflection tubes used before the war, the deflecting angle of the electron beam was 40°. See Fig. 4A. In recent tubes, the deflecting angle has been increased to

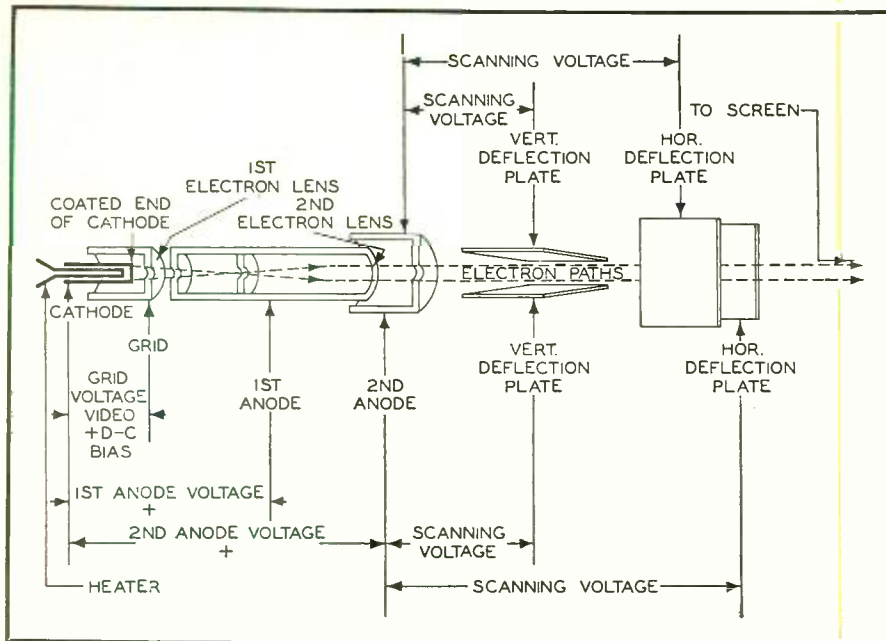


Fig. 2. The internal construction of an electrostatic deflection cathode-ray tube.

50°. See Fig. 4B. The increased deflecting angle results in a shorter overall length (8 inches smaller for 12" tubes) and therefore permits the use of relatively large screen tubes in reasonably sized table model receivers. True, the increase in deflecting angle requires greater deflecting currents, but this is readily met with only slight increase in cost. Deflection by electrostatic means, on the other hand, would entail a significant rise in cost. Further, the use of electromagnetic deflection and focusing simplifies the internal construction of the cathode-ray tube. This may not lower the over-all cost of the set because deflection and focusing coils are needed, but it does lower the replacement cost of the cathode-ray tube.

In the small 3NP4 and 5TP4 tubes, the deflection is electromagnetic instead of electrostatic for several reasons.

(1). The accelerating voltage is 27,000 volts while the first anode voltage is 6000 volts. Since each tube is small, the separation between the deflection plates (with their average potential of 27,000 volts) and the first anode would be small, necessitating special precautions to prevent corona and arc discharges.

(2). The cost of developing the extremely large deflection voltages necessary with a 27,000 volt accelerat-

ing potential would be entirely out of proportion to the cost of the rest of the set. Special tubes, 27,000 volt isolating condensers, and additional amplifying stages are only some of the major items necessary.

(3). Electromagnetic deflection not only permits a simplification in tube design, but requires no more power than that available from a conventional 10" set.

Fluorescent Screens. The front end of the cathode-ray tube is internally coated with a fluorescent substance which emits light when hit by an electron beam. Many of the fluorescent screens contain zinc sulphide or combinations of zinc, and cadmium sulphides. For television receivers, the color of the light emitted is generally white, although sometimes it is tinged with blue or yellow to produce a softer looking image. Television screens are labeled P4, this designation denoting a screen emitting white light and exhibiting medium persistence. Other types of screens, employed for such purposes as oscilloscopes, radar, and photographic applications are listed in Table 1.

The fluorescent screen is probably the most delicate part of the cathode-ray tube and requires careful attention if it is not to be burned. If the deflection voltages should fail, the beam will remain stationary at one point.

If allowed to remain stationary for more than several minutes, the beam will probably desensitize the screen at this point. Visually, this means that the image will have a dark spot, or blemish.

Many of the newer television receivers are designed so that the high accelerating voltage of the cathode-ray tube is removed when the horizontal deflection system fails. This insures that the beam is never stationary on the screen. However, in those sets which do not offer this protection, burning of the screen by a stationary beam is a real danger.

Raising the potential of the control grid by rotating the brightness control will, in time, reduce the useful life of the screen. Too high a setting of the contrast control may have the same effect. When a set is installed, the owner should be shown the proper procedure for setting these controls and cautioned against their misuse. The cathode-ray tube is expensive and should be treated carefully.

Cathode-Ray Tube Nomenclature. The following rules have been formulated to standardize and develop a uniform numbering system for cathode-ray tubes.

(1). The first number, whether one or two digits, will represent the diameter of the screen.

(2). The letter P with the number following it will indicate the type of fluorescent screen.

(3). Any additional letters found between the first number and P will distinguish between tubes that may have screens of equal size, but which possess other differing characteristics.

To illustrate the system, consider the 10BP4 tube. The 10 indicates that the screen diameter is 10 inches, the P4 tells us that the light trace is white, and the B distinguishes between this tube and other 10P4 tubes, such as the 10FP4. The latter tube has an aluminum backed screen.

Ion Traps. In cathode-ray tubes (and all other vacuum tubes for that matter) some gas atoms always exist after the supposed evacuation of all the air. When electrons in the beam strike these atoms, the atoms become ionized; some gain electrons, some lose electrons. Thus, there is present in the gas positively and negatively charged ions. The negatively charged ions are drawn forward by the positive accelerating voltage of the second anode and tend to fall in with and follow the electron beam. When the beam is electrostatically deflected, these ions are deflected with the electrons and hence are of no special importance. However, with electromagnetic deflection, the angle through which the electrons and ions are deflected is inversely proportional to their mass. Since ions are at least 1800 times heavier than electrons, they receive very little deflection. The continual bombardment of a small area at the center of the screen by these ions eventually produces a burned-out spot where all of the screen material is

Table 1. The most common phosphors used for oscilloscopes, TV tubes, and radar.

RMA Designation and Substance	Activator	Fluorescent Color
P 1—Zinc silicate	Manganese	Green
P 2—Zinc sulphide	Copper	Blue-green
P 3—Zinc beryllium silicate	Manganese	Yellow-Green
P 4—P3 and zinc sulphide	Silver	White
P 5—Calcium tungstate		Blue
P 6—Zinc sulphide		White
Zinc cadmium sulphide	Silver	
P 7—Zinc sulphide	Silver	Blue
Zinc cadmium sulphide	Copper	Yellow
P11—Zinc sulphide	Silver with a nickel quencher	Blue

Type	Heater		Nominal Dimensions		Base Socket	Image Size (Inches)	Defl. Method	Focus Method	Defl. Angle	Ion Trap	Typical Operating Conditions				Tube Symbol
	Volts	Amps	Diam.	Length							Grid 1	Anode 1	Grid 2	Anode 2	
3NP4	6.3	1.2	2½	10½	Special 5 Prong Duodecal 7 Pin	1.4 x 1.86	M	M	40°	No	Cut-Off -50	250	25,000	Special socket
5TP4	6.3	0.6	5	11¾	7 Pin Duodecal	3 x 4	M	E	50°	No	-98	5000	200	27,000	See Fig. B
7DP4	6.3	0.6	7½	14½	7 Pin Duodecal	4 x 5½	M	E	50°	Yes	-45	1600	250	6,000	See Fig. B
7GP4	6.3	0.6	7	14½	Diheptal 12 Pin	4 x 5½	E	E	No	-63	1000	3,000	See Fig. A
7JP4	6.3	0.6	7	14½	Diheptal 12 Pin	4 x 5½	E	E	-168	2800	6,000	See Fig. A
10BP4	6.3	0.6	10½	17½	7 Pin Duodecal	6 x 8	M	M	50°	Yes	-63	250	9,000	See Fig. C
10FP4	6.3	0.6	10½	17½	7 Pin Duodecal	6 x 8	M	M	50°	No	-63	250	9,000	See Fig. C
12JP4	6.3	0.6	12	17½	7 Pin Duodecal	7¾x10¼	M	M	50°	No	-63	250	10,000	See Fig. C
12LP4	6.3	0.6	12	18¾	7 Pin Duodecal	7¾x9½	M	M	52°	Yes	-63	250	11,000	See Fig. C
15AP4	6.3	0.6	15½	20¾	7 Pin Duodecal	9½x12¾	M	M	50°	No	-63	250	12,000	See Fig. C
20BP4	6.3	0.6	20	28¾	7 Pin Duodecal	12¾x17¾	M	M	50°	No	-63	250	15,000	See Fig. C



Fig. A



Fig. B

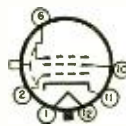


Fig. C

Table 2. The eleven most commonly used cathode-ray tubes, their characteristics, size, sockets, and their standard symbols.

inactive. This is known as an ion spot.

Since ion bombardment wears away the screen material, many devices are used to eliminate it. These devices are known as ion traps. Hence, whenever electromagnetic deflection is employed, some type of ion trap will be found. Exceptions to this exist when the newly developed aluminum-backed screen is employed (which is itself a form of ion trap) or when the tube diameter is large. In the latter case, the magnetic deflection fields are sufficiently strong to disperse the ions over a relatively wide area and no noticeable ion burn is developed during the normal life of the tube. Some 12-inch and all 15-inch tubes do not use ion traps. (The 12JP4 does not use an ion trap; the 12LP4, however, does.)

Diagonal-Cut Ion Trap. The most common type of ion trap in use today combines an external non-symmetrical magnetic field as shown in Fig. 5A with an internal accelerating anode that is constructed in two sections (A and B). Electrode A receives a low positive voltage; electrode B has a high positive voltage. The electrons, when they leave the control grid, are attracted

forward by electrode A. However, due to the oblique gap between plates A and B, the electrons (and the ions) are bent in the manner indicated by the solid line in Fig. 5B. With no other forces applied, the electrons and ions would strike anode B. However, if a magnetic field is introduced in the tube at right angles to the electrode, the electrons receive a counter force deflecting them upward and permitting them to continue through the gun. The ions, because of their greater mass and the fact that the magnetic field scarcely deflects them, strike electrode B and are removed from the beam path.

The magnets are clamped on the tube stem in the manner illustrated in Fig. 5C. The magnet to the rear is stronger than the forward magnet.

The ion trap may operate electromagnetically, in which case current flowing through the front and rear ion trap coils provide the necessary magnetic field (Fig. 5C), or it may contain fixed magnets of Alnico (Fig. 3).

Adjustment of Ion Traps. When an ion trap is used, the following procedure indicates how to adjust the position of the unit properly:


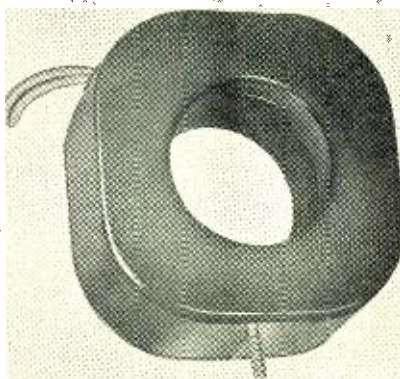
Step 1. Clamp ion trap on tube, the pole piece of the largest magnet (or coil) positioned over the rear electrode A. The focus and deflection coils should be in place, as shown in Fig. 1.

Step 2. Turn the television set power on and allow 5 minutes for warm-up. Turn brightness control clockwise until raster appears on screen. Move the ion trap back and forth and around the neck of the tube until maximum light output is produced on the screen.

Step 3. If no position can be found at which a raster appears on the screen, check to make certain that the strongest (and usually the largest) magnet is closest to the tube base.

In set repair, it has been found that fixed-magnet ion traps may become ineffective due to a reduced magnetic field. This can readily be determined by testing the unit on a set that is operating. Merely substitute the doubtful ion trap in place of the good unit and observe the screen raster. Fixed-magnet ion traps contain a small front bar and a larger back bar. The air gaps of both bars should be parallel to each other. Sometimes one or both bars can be rotated in their grooves with the result that their air gaps are

Fig. 3. (Left) A fixed magnet ion trap. (Center) A typical focusing coil. (Right) A typical deflection yoke.



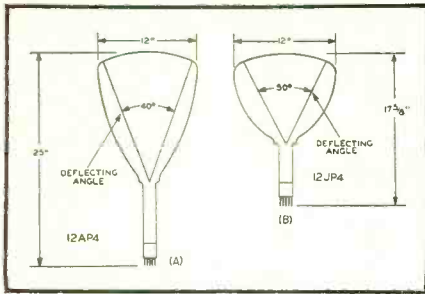


Fig. 4. (A) Prewar television tube, and (B) a typical present-day television tube.

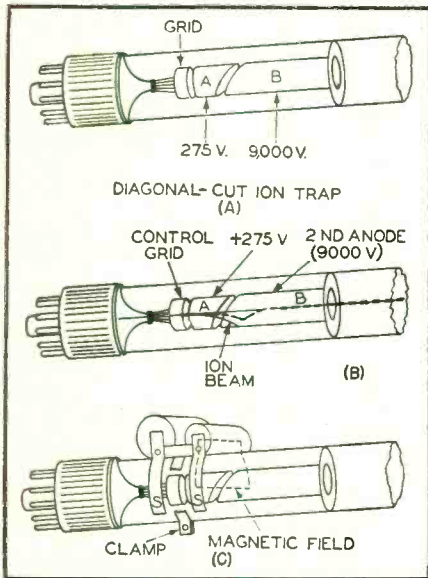


Fig. 5. The diagonal-cut ion trap.

no longer aligned. This, too, can prevent the beam from striking the screen. Electromagnetic ion traps, short of an open in their wiring or partial or total failure of the power supply providing the current, will operate satisfactorily if positioned as indicated above.

Metal-Backed Screens to Eliminate Ion Spot. Another device which eliminates the ion spot is the metal-backed screen. This screen consists of the usual fluorescent phosphor on the back of which is deposited a thin layer of aluminum. When the beam strikes

the coating, the electrons, due to their small size, are able to penetrate between the molecules of the aluminum metal and reach the phosphor. The ions, however, are effectively stopped since they are too large to pass through. This sieve-like action of the aluminum serves as an effective ion trap. The metal-backed screen offers several other advantages. They are:

1. More light output due to the mirrorlike action of the metal backing.
2. Better contrast.
3. Reduction of the difficulties which are caused by the slow removal of electrons from the screen. (The conductive coating is a good path for electrons.)

The 10FP4, 5TP4, and 3NP4 cathode-ray tubes are the only tubes at present using an aluminum backing.

Focus Coils. Focusing, as previously noted, can be accomplished electrostatically by varying the voltage on the first anode of the electron gun or electromagnetically by using an external coil. For the first method, the voltage on the first anode is varied by means of a potentiometer. The control arm is simply rotated until the beam (or image) is sharp and clear.

A circuit which is typical of electrostatic deflection systems is shown in Fig. 6. The output of the high-voltage power supply is fed to a resistance voltage divider network where, at a suitable voltage point, a 5 megohm potentiometer is inserted and the necessary focusing voltage is obtained. Beam centering is accomplished with the same network. A high fixed voltage is placed on one vertical and one horizontal deflecting plate from taps between R_1 , R_2 and R_3 , R_4 . In parallel with these resistors are two 5 megohm potentiometers, the center arm of each connecting to the other vertical and horizontal plates. When the arms of the potentiometers are in center position, there is no d.c. potential difference between the plates of the horizontal and vertical sets. A balance exists. Any change in these potentiometer arms, however, will make one plate more positive than the other of its set and bend the electron beam. If we rotate the vertical centering po-

tentiometer, the beam (or image) will shift up or down. If we rotate the horizontal centering control, the image will shift right or left. The deflecting voltages for the image are applied separately as shown.

Focusing electromagnetically is accomplished by a coil slipped over the neck of the tube. See Figs. 1 and 3. A typical bracket to support the coil is shown in Fig. 7. The bracket consists of three parts: two vertical supports and a horizontal suspension section. Wing nuts hold the assembly in position. By adjusting the wing nuts, the focus coil can be moved up or down, from side to side, forward or backward, or twisted slightly at an angle.

Adjustment of the Focus Coil Position. A simple adjustment procedure is as follows:

Step 1. Produce a raster on the screen by following the preceding ion-trap adjustment.

Step 2. Rotate the brightness control until the screen brilliance is halfway between dark and maximum.

Step 3. Adjust the position of the focus coil until the most clearly defined raster is produced. That is, each line should be the same width all across the screen. There should be:

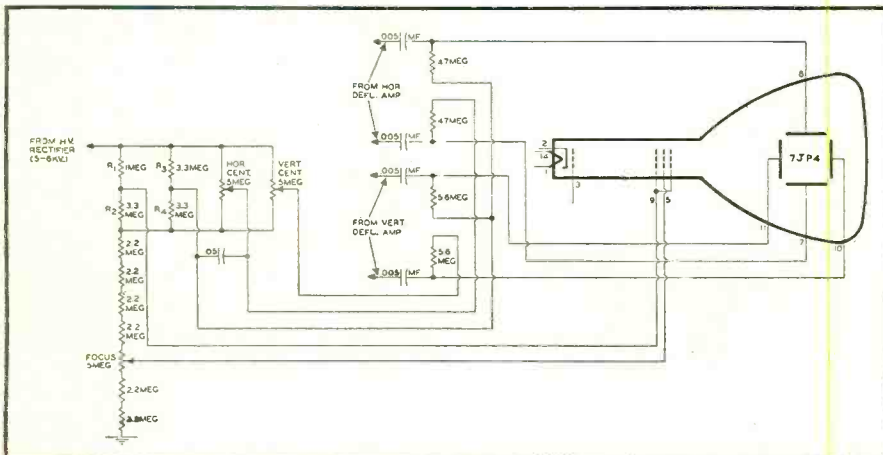
- (a). No areas where the lines blend into each other.
- (b). No shaded corners or rounded edges on the raster (beam striking neck of tube).
- (c). A picture that is centered on the screen.

Step 4. After the focus coil is set, the ion trap should be rechecked because the fields of the two interact.

The adjustments on the focus coil position will indicate where the coil should be set. In addition, nearly all manufacturers provide a fine focus potentiometer which controls the current through the focus coil. See Fig. 8. Rotation of this control should produce a sharply-defined raster or image. On either side of this point, the beam will become defocused. In some sets, after several months of operation, the resistance values in the focus control circuit will change enough to reduce the ability of the focus control to provide sufficient resistance variation to produce a sharp focus. Best focus may be obtained when the potentiometer arm is completely to one side—in which case the serviceman is unable to determine whether the beam is properly focused. In the extreme case, no position of the control will be found where proper focusing appears. Check the resistance values in the focus control circuit against the manufacturer's stated values. If these are normal, within plus or minus 10%, measure the power supply voltage applied to the focus coil. It is entirely possible that the voltage has decreased enough to affect the focusing action and yet not enough to affect the rest of the set appreciably.

Deflection Coil Adjustment. Deflection coils are mounted on brackets (Continued on page 148)

Fig. 6. A typical electrostatic deflection system as used in modern television receivers.



The Beginning AMATEUR


A neat addition to a boy's den, affording him many interesting hours of listening.



By

ROBERT HERTZBERG, W2DJJ

Part 3. Complete details on a simple, reliable receiver for the three main amateur bands.



Front panel view of completed receiver. The white paper cemented to the panel serves as the "dial" for the band-setting condenser. The positions of the pointer knob are simply marked in pencil.

IF YOU are making fair progress with the code and want to start getting a station together, there is no better introduction to the technical side of the game than the construction of your own short-wave receiver. Just buying the parts immediately makes you familiar with coils and condensers, tubes and transformers, switches and sockets, etc. Assembling them on a small metal chassis gives you valuable experience in the handling of steel and aluminum and the mounting of molded ceramic and plastic components. Connecting up all the pieces develops your skill with the soldering iron. All of this is necessary background for your later work on more complicated receivers and on an endless chain of transmitters. The actual receiver, small and simple as it is, will surprise you with its fine results.

Most young beginners have to depend on Dad's generosity or on meager after-school earnings. The first question they ask about a construction project is, naturally, "How much will it cost?" If you don't have a single

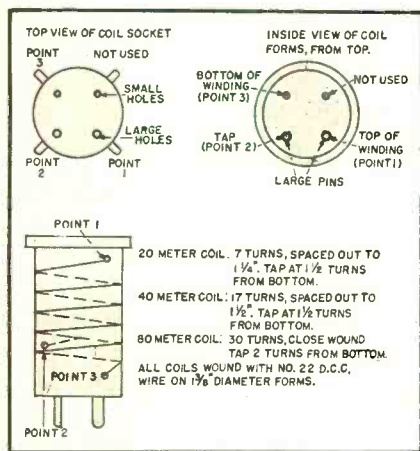
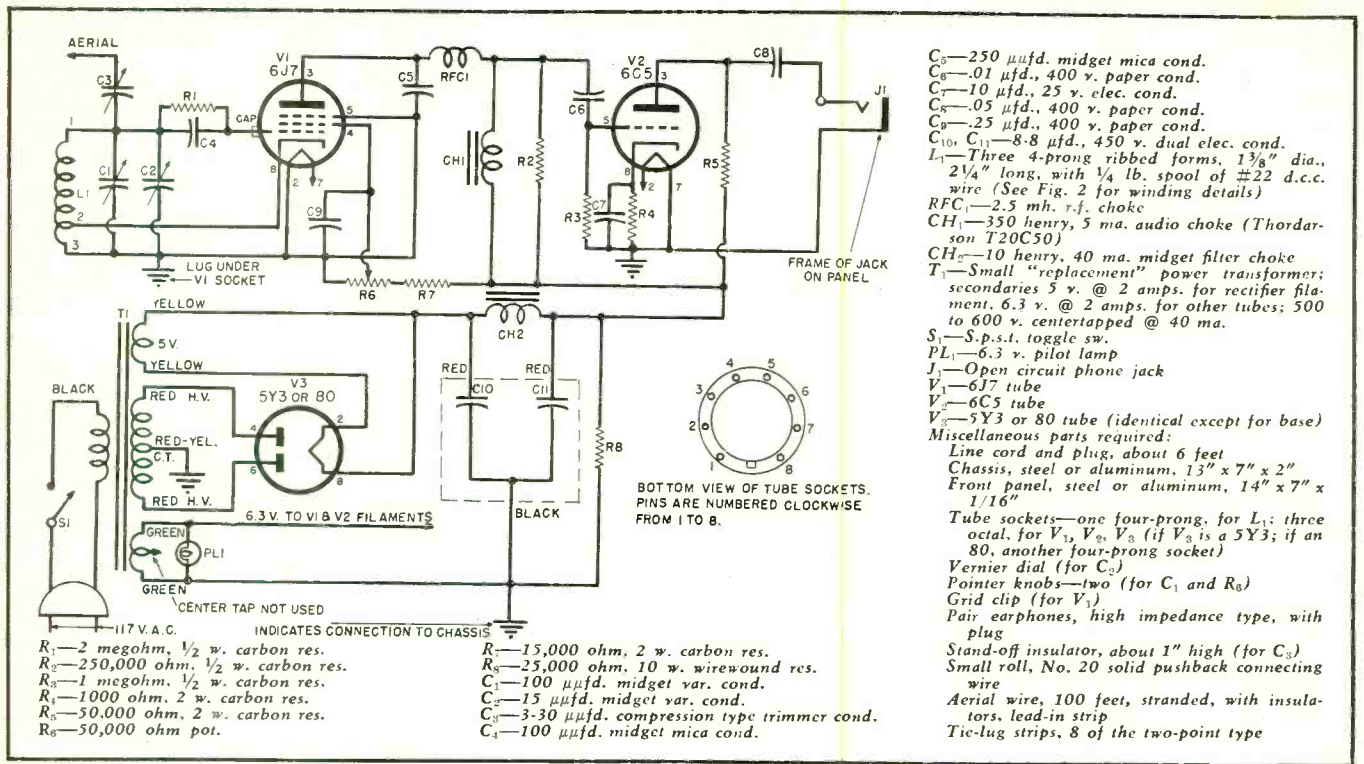
socket or resistor on hand, and have to go out and buy everything shown in the accompanying photographs, you can just about get by for \$20, and perhaps a shade less if you shop around carefully. You'll obtain many times twenty dollars' worth of enjoyment out of the set, and when you are ready to graduate to something better you'll be able to use 99% of the parts over again. I predict that you'll probably leave the receiver intact, as a sort of standby unit, instead of tearing it down; as your "first" set, it will develop a sentimental value far in excess of its original cost.

In undertaking your first receiver, you will also learn how to read radio diagrams. The type of drawing included with this article is known as a "schematic," because it shows the "scheme" of the connections. For convenience of identification, the various parts bear symbols, which appear also in the parts lists and on the photographic illustrations. At first a schematic is just a collection of pen scratches, but after a little study it becomes very easy to read. The pic-


tures show where the parts are placed, while the diagram shows how they are connected together.

Examine the diagram, the parts list, and the photos very carefully, checking each part by its symbol. This step alone will acquaint you with the appearance of the parts. It is common practice in the radio art to use the letter *V* for vacuum tubes, *C* for condensers, *R* for resistors, *T* for transformers, *S* for switches, *J* for jacks, etc. Coils of various kinds are marked *L*, since *C* is already assigned. The first tube in this receiver is *V*₁, of the 6J7 type. The circle represents the outer shell (or "envelope," as it is known to engineers), and the lines inside various grids, the plate, the cathode, and the heater. In conjunction with the coil *L*₁ and the two variable condensers *C*₁ and *C*₂ (the arrow head through the condenser symbol means variable), this tube operates as a regenerative detector. It works into *V*₂, which is an amplifier. The signals are heard in a pair of earphones connected to jack *J*₁.

Transformer *T*₁, rectifier tube *V*₃ and



The three home-made plug-in coils are wound on small four-prong forms. The "20 meter" coil is on the left, the "40" in the center, and the "80" on the right. Note that the soldered tap is on the second turn from the bottom on each coil.



filter circuit CH_2, C_{10}, C_{11} comprise the "power supply." T_1 is connected to the a.c. power line. It has three secondary windings. One, developing 6.3 volts, lights the heaters of V_1 and also the red ruby panel light PL_1 , which is a reminder that the power has been turned on by switch S_1 . Another secondary gives about 600 volts. This high voltage, still a.c., is changed or "rectified" into a pulsating direct current by V_3 . These pulsations are smoothed out, or "filtered," by the combination of choke coil CH_2 and filter condensers C_{10}, C_{11} . Without this filtering, the rough voltage would produce a terrific growl or hum in the phones. The voltage that appears across the output of the filter, at resistor R_8 , is about 250 volts.

The diagram shows one coil L_1 , but actually there are three separate coils, of different sizes, which are plugged

into this position to give the receiver a tuning range of from 2.9 to 22.4 megacycles (or 2900 to 22,400 kilocycles). The first coil covers 2.9 to 6 megacycles, which takes in the amateur "75-meter" band (more accurately stated, the 3.5 to 4 megacycle band); the second runs from 5.1 to 10.9 mc. ("mc." for megacycles), and includes the busy 7 to 7.3 mc. c.w. band; the third goes from 10.5 to 22.4 mc. and includes the long distance 14 to 14.4 mc. band.

The coils themselves consist of single layers of No. 22 d.c.c. (double cotton covered) copper wire on ribbed four-prong forms; the latter fit into a four-prong tube socket on the chassis, and changing them is the work of a few seconds. The spacing of the turns on the two smaller coils is not critical and need not be uniform, although the completed coils look neater if the turns are nice and even. Winding each coil shouldn't take more than five minutes. First drill the forms with two small holes: one near the bottom and one near the top. Push the end of the wire through the bottom hole, pull it up through the form with a pair of long nose pliers, and then carefully thread it down through No. 3 pin. Solder it fast, pull out the slack loop inside the form, and wind on the specified number of turns. Start with the 7-turn coil, as it's the easiest. At the end of the last turn, cut the wire about six inches long, push the end through the top hole, then down through the No. 1 pin and solder it.

To make the tap, scrape the cotton off the wire about $1\frac{1}{2}$ turns up from the bottom and drill a hole next to this point, being careful not to cut adjacent turns. Cut a separate piece of wire

about six inches long. Bend one end to form a small hook. Push the other end through the third hole and up through the coil form, and pull it until the hook fits over the scraped turn. Solder the joint and then thread the free end down into the No. 2 pin of the form and solder it. It will take you less time to perform these operations than to read the instructions!


Since the largest coil has its turns closewound, you will have to separate the second and third turns temporarily while you drill the hole for the tap wire. Pull all the windings as taut as possible; if they are a bit loose when you've finished them, anchor the wire with a couple of vertical strips of Scotch tape.

The placement of the various parts is made very clear in the pictures. The front panel holds the two variable condensers C_1 and C_2 , the earphone jack J_1 , the regeneration control R_6 , the line switch S_1 , and the panel light PL_1 . C_1 is fitted with a pointer knob, while C_2 has a vernier dial on it for close adjustment. On the chassis, regarded from the rear, the power supply units are on the left, the coil socket on the extreme right, and the tubes in the center. The coil socket is supported about an inch above the surface of the chassis by means of washers or short pieces of tubing. This makes the soldering lugs accessible for short connections to C_1 and C_2 . The grid condenser C_1 and the grid leak R_1 are soldered together to point 1 of the coil socket, and their other ends go to a clip which fits over the end cap of V_1 . The little antenna adjusting condenser C_2 is mounted on a porcelain stand-off insulator.

All necessary holes should be laid out carefully, using a scribe, compass, and straightedge. No detailed drilling layout is given because the positions are not critical, and hole spacing will vary with makes of sockets, transformers, etc. To make the socket holes and the transformer opening, first drill a circle or rectangle of holes, cut out the inner section with a chisel and file the edges smooth. You can do a perfectly good job with a small hand drill, although, of course, a power drill will save time. Ask the manual training teacher in your school for help; he'll probably be glad to let you use a power drill press, under his supervision.

The small parts on the underside of the chassis are mounted by their own connecting wires, or with the assistance of "tie-lug strips." These are little pieces of insulating material with mounting feet and soldering lugs. It will be convenient to mount one each under the screws that hold down the filter choke CH_2 and the tube sockets for V_1 and V_2 . For wiring, use No. 20 solid push-back, a clean hot iron, and rosin core solder. The entire wiring job shouldn't take more than about an hour and a half.

A small three-tube receiver of this kind needs the help of a good outside aerial. A single wire, having a total length from the aerial binding post to



Top view of the completed receiver. Tubes and a plug-in coil are in place and very little wiring is in sight. (Note: The particular power transformer used in this set has the rectifier socket built into the top. If a conventional transformer is used instead, socket for V_3 can easily be put between T_1 and V_2 .)


the far end of about 100 feet, is recommended. It should be as high and as clear as possible, well insulated, and pulled fairly tight to minimize swinging. A ground connection to a water pipe is also helpful, although in some locations the set will work satisfactorily without one.

To place the set into operation, put the tubes in their sockets and plug in the 40 meter coil. Connect the aerial and ground, and the 117-volt plug. Connect the earphones, which, by the way, should be of the high impedance type, by means of a plug that will fit the jack J_1 . Turn the switch S_1 to the "on" position. The panel light will go on and the filament of V_3 will start to glow dull red. The tubes will take about ten seconds to come up to operating temperature. Start with the po-

tentiometer knob R_6 backed all the way counterclockwise (rotating arm nearest to ground connection). With C_1 and C_2 in any position, slowly advance R_6 . Condenser C_2 , by the way, should be about in its mid-position. As you crank up R_6 , you will hear a soft rushing noise, and then a noticeable *pip*. This indicates that the detector tube V_1 has gone into oscillation. Turn C_1 carefully by means of its knob, and if you have wired the set correctly you will hear numerous c.w. stations. With your left hand on C_1 and your right on R_6 , you will be able to strike combinations of adjustments that will bring in stations by the score, some with enough volume to make you take off the phones. The setting of R_6 is critical and important, as it deter-

(Continued on page 141)

Bottom view of the completely wired receiver. The parts are well separated and can be soldered with ease. The small fixed resistors and condensers are mounted directly by means of their connecting leads. The exact placement of parts is not critical; just follow the layout and no trouble will be encountered.



An All-Band MOBILE TRANSMITTER



Front view of mobile transmitter. Push-to-talk operation is obtained with T17B mike.

This sturdily-constructed unit provides both c.w. and phone operation at the home shack or on the go.

By JOHN F. CLEMENS, W9ERN

THE new regulations of the FCC permitting mobile operation on the low-frequency amateur bands present opportunities for a new and interesting phase of amateur activity. Many ham stations are being moved *in toto* to the automobile and almost all of the amateur fraternity are engaged in or contemplate engaging in some sort of portable work. The transmitter described here is the result of an attempt to condense in as small a space as possible a number of refinements usually reserved for the more pretentious home station. The foremost of these refinements is variable frequency operation which has been found to be not only satisfactory but as valuable in the mobile rig as in the home station. The percentage of contacts is greatly increased if the low-powered mobile station can move to the called station's frequency and the ability to elude QRM is always useful.

While phone operation is the rule for mobile work, provision is made for c.w. and a keying jack is provided on the front panel next to the mike jack. A standard phone jack is used for the key while a smaller jack, type PL68, is used for the mike so that the two cannot be confused. The ubiquitous T17B mike is recommended and a connection is made to the mike thumb button so that push-to-talk control is obtained. In addition to the e.c.o. tuning dial, a knob on the front panel peaks the final amplifier for maximum antenna current and another screwdriver adjustment allows tuning the antenna network. The pilot light is

in series with the antenna lead and serves as a tuning and modulation indicator. In actual operation, once the antenna coupling condenser is adjusted, only the e.c.o. dial and the output peaking control need be tuned to change frequency.

Originally the transmitter was intended to operate from a PE103 dynamotor at 500 volts but after considering the 21 ampere dynamotor drain it seemed advisable to reduce the power requirements somewhat. A compromise was finally made: the 500 volt design was retained but three jumpers (shown dotted in the circuit diagram) were added in the transmitter so that a 250 to 300 volt supply could be used. A PE103 with 6 volts applied to the 12 volt winding draws only about 9 amps. and will deliver about 250 volts at 130 ma. Under these conditions the transmitter will run about 12 watts input to the final amplifier. If an increase in power is desired it is only necessary to clip out the three jumper wires and excite the 6 volt winding of the PE103.

Frequency stability of the transmitter is enhanced by rigid mechanical construction and the use of small components in the compact e.c.o. assembly. The oscillator coil is wound on a small ceramic form and enclosed in a separate shield which partially covers the oscillator tube socket so that the grid and cathode terminals of the tube socket are inside the shield. The e.c.o. tuning condenser and ceramic padding condensers occupy a small area of their own, clear of all other compo-

nents and wiring. A small variable condenser of the air trimmer type is to be preferred to allow maximum clearance between it and all parts of the shield and chassis. The oscillator tube is a 6AK6. This tube is ideally suited to e.c.o. use as it has a low drain heater for minimum thermal effects and a separate connection is made to the suppressor grid so that it may be tied to the screen to decrease capacity coupling inside the tube and maintain true electron coupling. In addition, the tube has a more generous plate dissipation rating than the voltage amplifier pentodes and heavy element construction typical of the audio power output pentodes.

The perforated metal cover is an effective r.f. shield and keeps the "B plus" inaccessible to the operator, while the ventilation is unimpaired. Good ventilation is especially important when the transmitter is of compact design since no amount of voltage regulation or cathode tap adjustment will correct frequency drift which is a result of thermal changes.

The keying stability is limited solely by the regulation of the power supply. Dynamotors have excellent load regulation and c.w. operation is quite satisfactory with dynamotor power, provided the dynamotor is supplied with constant input voltage. This means that instability resulting from changing generator output during normal driving would be objectionable for c.w. operation but using a bug while driving a car is a little hard to imagine, anyway.

The e.c.o. grid circuit tunes from 1740 to 2000 kc. The oscillator plate circuit is tuned to 80 meters by means of a powdered iron slug in the plate coil. Following the oscillator is a 12AU7 twin triode with both sections

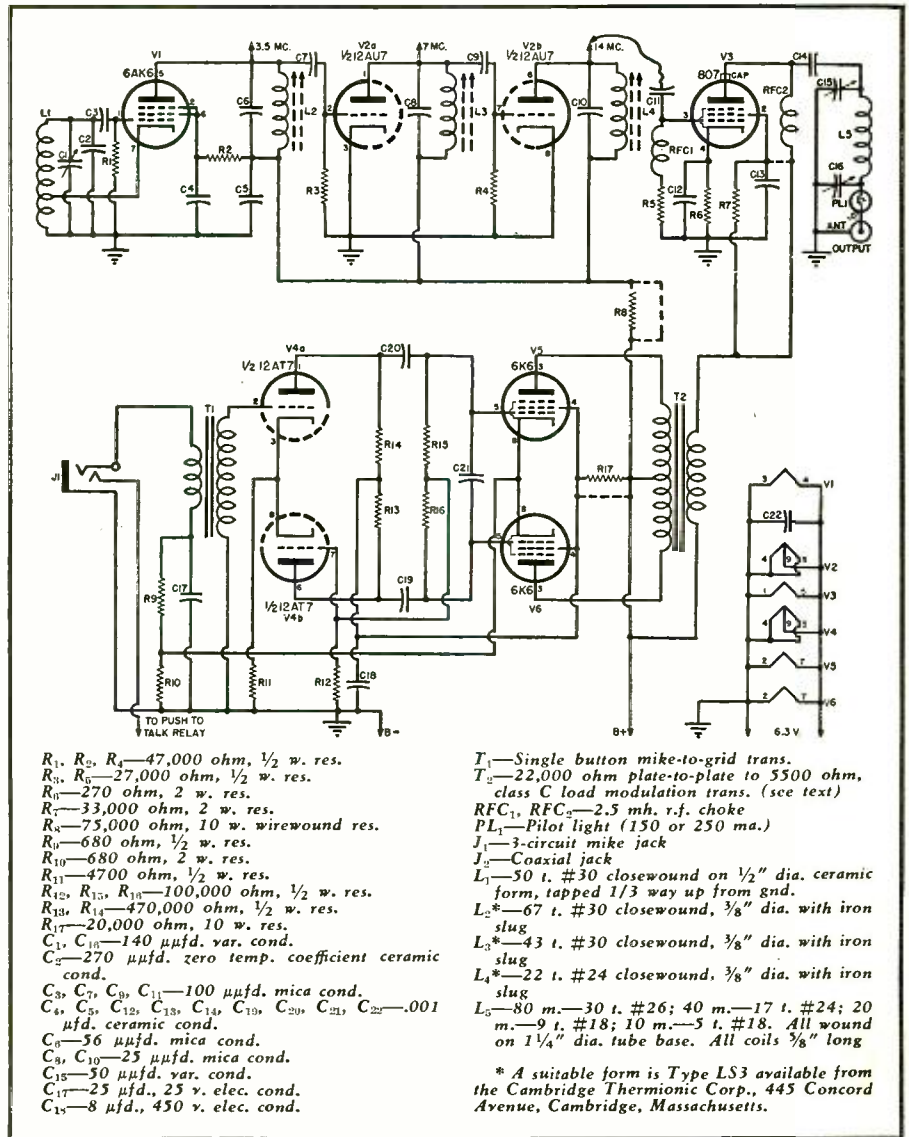
RADIO & TELEVISION NEWS

operating as slug-tuned doublers so that 40 and 20 meter output is obtained. The "hot" end of each tank coil is connected to a small standoff insulator made up of a number 4 machine screw through a fibre grommet. A few inches of hookup wire and a soldering lug are connected to the 807 grid and by moving the soldering lug to the proper machine screw and fastening it down with a nut, either 80, 40, or 20 meter excitation may be supplied to the 807. For ten meter output, the 807 doubles. With a 250 volt supply the 807 grid current runs between 3 and 4 ma. on all bands, quite enough for efficient doubling and linear modulation. The final amplifier is shunt-fed and a pi network couples the plate to almost any type of antenna. A 100" bumper mounting vertical antenna may be loaded on any band in this way and will give surprising results even on 75 meters.

In the audio section, the carbon mike is transformer-coupled to a 12AT7 phase inverter of the self-balancing type. This tube drives a pair of 6K6GT modulators. 6V6GT's could be used with no change in the circuit but they draw slightly more filament and plate current. For the lower plate voltages, i.e., up to 300 volts, 6K6GT's are preferable.

It will be noticed that microphone voltage is obtained from the modulator cathode resistor. This has been done so that a 6 volt a.c. supply may be used on the filament circuit. In a push-pull audio stage no audio voltage appears across the cathode resistor (except distortion components) so that a simple RC filter is adequate for decoupling the mike voltage. If this filter proves insufficient and audio oscillation occurs, it will be necessary to reverse the connections of either the primary or the secondary of the mike transformer.

The transmitter is assembled on two aluminum chassis trays to which the front panel is affixed by means of self-tapping screws. The smaller chassis is 6 1/2" long by 2 5/8" wide with 1/2" aprons on each side. As can be seen




Circuit diagram of the compact, mobile c.w. phone transmitter unit.


in the photographs, this chassis supports all components of the 6AK6 and 12AU7 stages. The tubes are mounted upside down below this horizontal chassis. This construction makes all

components easily accessible and short leads are almost automatic. The larger chassis mounts vertically behind the front panel and measures 6 1/2" long by (Continued on page 96)

Rear view shows the two trays which form the chassis at right angles to each other. The 40 and 20 meter doubler tank coils can be seen.



Bottom view. Tops of e.c.o. and dual-triode doubler tubes can be seen. Power and antenna terminals are supported by aluminum angle.



PROJECTION TV

FOR LARGE AUDIENCES

By

GERARD FRANCEOUR

Chief Eng. Television Assembly Co.

A commercially available kit that can be used as a basic unit for custom-built installations.

THE P-520 projection television receiver has a 520 sq. in. (20" x 26") projection screen, brighter than the average 16 mm. movies, which can be viewed comfortably from distances up to 120 feet.

The P-520 is supplied in kit form, with the critical assemblies prefabricated and checked at the factory. This enables the dealer to complete the assembly in his own shop with his own tools and instruments, and keep the entire profit on this stage of set manufacture.

The standard kit is supplied complete with mounting rack, metal sides, and the screen hood, but *without* the front panel. This enables the dealer to custom-tailor the installation by designing and supplying a special front panel, in any material or color or degree of ornamentation, to suit exactly the customer's decorating scheme.

The standard mounting rack provides room to spare for all the units of the television instrument. The dealer can install, in addition, an automatic record player, or a p.a. system, or both, mounting the additional units in the P-520 rack and utilizing its loudspeaker. This is another important source of additional revenue.


An exhaustive 80-page instruction and service manual, illustrated with photographs, diagrams and charts is supplied with each unit. The manual contains step-by-step instructions for the assembly and adjustment of the instrument, together with service notes on installation and troubleshooting. Complete electrical parts lists, hardware parts lists, and a composite schematic diagram of the instrument are also included.

To follow the technical description, refer to the block diagram (Fig. 1). The blocks are numbered consecutively, from 1 to 12, and we shall proceed in that order: from front end to the low-voltage power supply.

1. *Front End.* This consists of the *Du Mont "Inputuner"* employing a 6J6 as the r.f. amplifier, another 6J6 as the local oscillator, and a 6AK5 as the mixer. This standard unit is already familiar to the readers of *RADIO & TELEVISION NEWS*, and need not be described in detail, beyond stating that the r.f. amplifier has an input impedance of 73 ohms, and the coupling network to the mixer tube has a bandpass 6 mc. wide. The unit is pre-set at the factory, and no repairs or adjustments should be attempted in the field, but the entire unit returned for replacement, if needed.

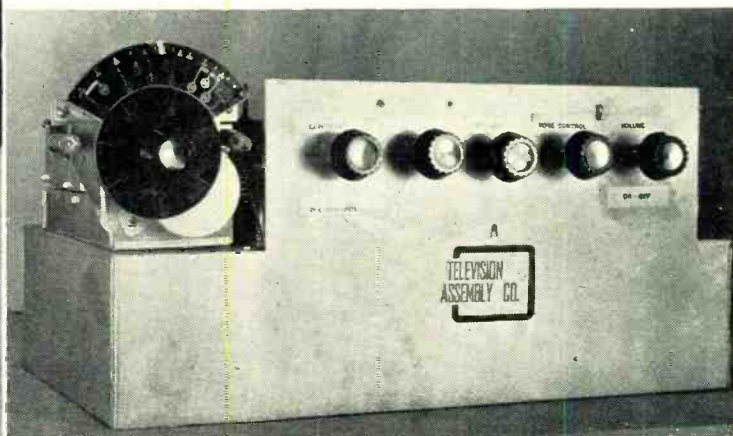
2. *Video Section.* The video i.f. section employs six 6J6 duo-triodes in a unique circuit arrangement. One section of each tube is cathode-coupled, while the other section operates as a grounded-grid amplifier. The signal is coupled from the first section to the second by means of a common cathode circuit, by grounding the grids of the second triode sections. The output of each grounded-grid amplifier is fed to the next stage through a bridged-T coupling network, providing a wide bandpass (4.25 mc.). Five and one-half of these stages are used in cascade. This circuit is shown in Fig. 2.


The output from the fifth video i.f. stage is fed to one triode section of the sixth 6J6, which functions as the detector-driver stage. The second triode section of this tube has its grid and plate connected, and this triode section functions as a diode detector. The signal from the detector-driver stage is coupled to the detector stage by a common-cathode circuit. The output from the plate circuit of the detector stage is then fed to the video amplifier section, with peaking circuits incorporated in the outputs of the detector and the video amplifier stages. Two stages of video amplification are employed, utilizing a 6AG5 and a 6V6 tube. The output from the



Top view of r.f. chassis. All critical assemblies are prefabricated and, when possible, aligned at the factory.

Panel view of the r.f.-i.f. chassis. The front end is a *Du Mont "Inputuner"* employing a 6J6 as an r.f. amplifier, with another 6J6 as local oscillator, and a 6AK5 as mixer.





Final installation of any television receiver is an important factor for best performance. Availability to antenna lead-in and proper viewing position must be considered.

mixer tube is directly coupled to a converter transformer, the primary of which is tuned to 26.4 mc. (the intermediate frequency of the video section), and the secondary tuned to 21.9 mc. (the intermediate frequency of the audio section).

Only two traps are used: 27.9 mc. and 21.9 mc. These traps are pre-tuned at the factory but may require an adjustment to meet local reception needs.

3. Automatic Gain Control. The system consists of a 6AT6 tube which serves as an a.g.c. noise clipper and a d.c. amplifier. A portion of the output signal from the cathode of the detector-driver tube is fed to the cathode of the detector section of a 6AL5 tube, and the voltage across a resistor in the cathode circuit of this section is then fed to the diode of the 6AT6; this section of the 6AT6 thus functions as a noise limiter. The output from the 6AT6 diode section is now fed through an integrated network, and the signal applied to the grid of the triode section of the 6AT6, where the signal is amplified and inverted. A portion of this amplified a.g.c. signal now is fed to the control grid of the mixer tube, while the other portion of the signal is fed to the first four video i.f. stages. A feature of this circuit is that overloading of the i.f. amplifiers on strong signals is prevented, yet maximum r.f. gain is obtained on weak signals in the mixer stage.

4. D.C. Restorer. The d.c. component of the video signal is here fed through a 1N34 crystal to the sync amplification and separation circuits.

5. Sync Amplifier and Separator. The signal is first fed to the control grid of a 6SK7 tube which serves as the first sync amplifier where the sync signal-to-noise ratio is improved. The output of this tube is then fed to the control grid of a 6SH7, which serves as the second sync amplifier. The

values of the operating potentials of the 6SH7 are such that the video and blanking pulses are removed and only the sync pulses pass through. Next, a 6J5 triode serving as the third sync amplifier inverts the signal to the required polarity and removes amplitude variations between the sync pulses. The vertical and horizontal sync pulses are separated in an integrating network, and the two groups of sync signals are coupled to the corresponding vertical and horizontal sweep circuits.

6. Vertical Deflection. A 6J5 triode and its associated circuit form a blocking oscillator and discharge network, producing a saw-tooth waveform of the correct polarity and frequency in the vertical deflection coils to which the signal is fed through a 6K6 power output tube. The impedance match between the 6K6 and the vertical deflection coils is provided through an output transformer.

7. Horizontal Deflection. In the horizontal deflection circuit, one triode section of a 6SN7 tube serves as the horizontal blocking oscillator, while the second section of this tube with its associated circuit forms the horizontal discharge network. The output from the second triode section of the 6SN7 is fed through two 6BG6 power tubes connected in parallel, to raise the signal level to the value required for the operation of the high-voltage power supply as well as of the horizontal deflection coils.

8. Kinescope and Optical System. A five-inch magnetic-deflection, electrostatic-focusing 5TP4 projection kinescope tube is employed, projecting the image through an F/1.9 Bausch & Lomb focusing projection lens, the image being reflected by the silver top-coated mirror onto the 20" x 26" projection screen.

9. Sound Section. The FM sound section is comprised of the sound i.f. section, the limiter-discriminator section, and the audio section.

The 21.9 mc. sound i.f. signal is taken from the secondary of the converter transformer in the front end, and directly coupled to the control grid of the first sound i.f. amplifier, a 6BA6. The sound i.f. signal is then fed to the second i.f. amplification stage (another

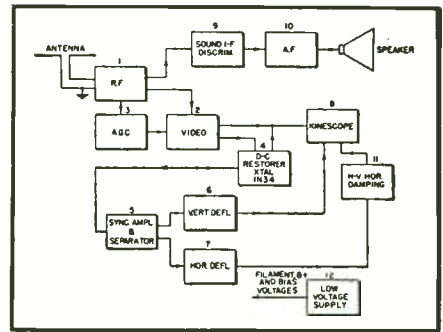
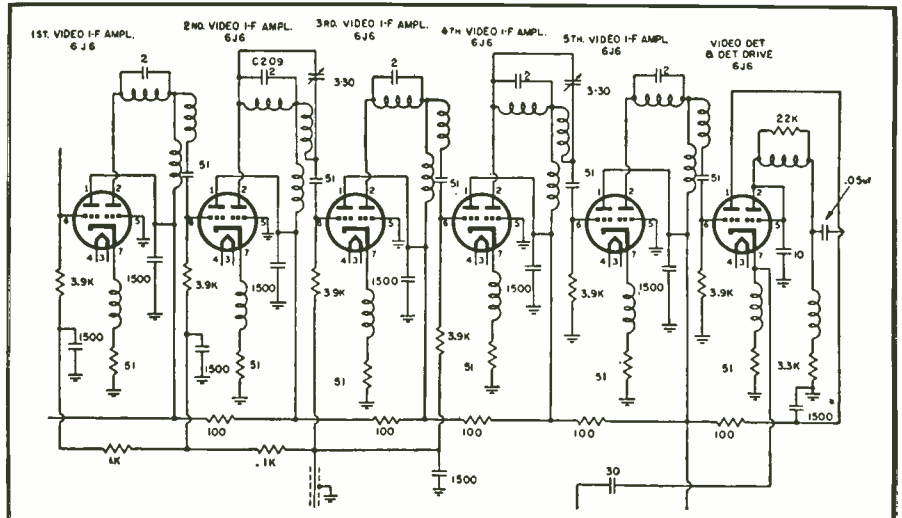



Fig. 1. Block diagram of Model P-520 TV projection unit manufactured by Television Assembly Company. Blocks are numbered to show sequence of operation.

Fig. 2. The video i.f. section of the Model P-520 receiver employs six 6J6 duo-triodes to provide five and one-half stages of amplification in cascade.





Top view of i.f. chassis. This 14-tube i.f. picture and sound strip is shipped pre-wired and pre-tested. Automatic gain control is included.

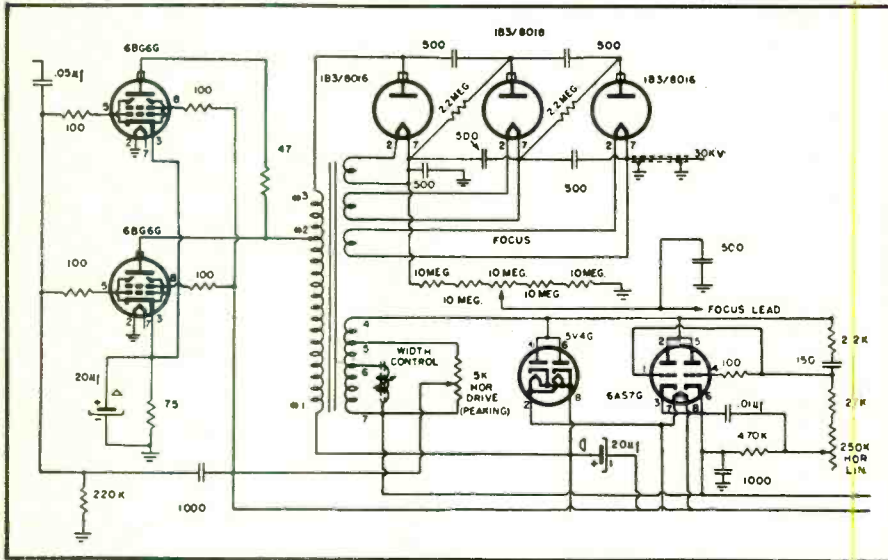


Fig. 3. The high voltage tripler flyback power supply unit. The three rectifiers are arranged in a voltage-tripler circuit. A high frequency (15,750 c.p.s.) is employed, necessitating only a small filter capacity.

6BA6), and then to the control grid of the 6AU6 limiter tube, whence it is transformer-coupled to the 6AL5 duodiode serving as the discriminator. The audio component in the output of

the discriminator tube is then applied across the volume control.


10. *Audio Section.* The audio output from the volume control is fed to the first triode section of a 6SN7,

where it is amplified. The second section of this tube functions as a phase inverter and provides the required signal for the grids of two 6F6 power amplifier tubes working in push-pull. The power stage output is coupled to the loudspeaker through an output transformer.


11. *High-Voltage Power Supply.* The high-voltage power supply unit is shown in Fig. 3. The power supply is obtained from the energy stored in the inductances of the deflection coils during each horizontal sweep. A collapsing field in the deflection coils is produced when the incoming signal cuts off the plate currents of the two 6BG6 tubes, causing a positive pulse to appear in the step-up transformer. These stepped up pulses are then applied to the plates of three 1B3/8016 rectifiers, and at the same time a negative pulse is applied to the rectifier filaments. The three rectifiers are arranged in a voltage-tripler circuit, producing about 27-30 kv., direct current. The horizontal sweep frequency, 15,750 c.p.s., is employed.

12. *Low-Voltage Power Supply.* Two separate low-voltage supply sources, each of 6.3 volts, are provided: one for the heaters of the r.f., video, sync amplifier, and sound sections, the other for the tube heaters of the deflection circuits and the 6AS7 damping tube. The transformer in the first section, in conjunction with a 5U4 rectifier, also supplies "B-plus" and bias voltages for its associated circuits, as well as the negative potentials for the deflection circuits. The transformer in the second section, in conjunction with two 5U4 rectifiers connected in a single full-wave rectification system, furnishes "B-plus" potentials for the deflection circuits. The operation of these two power supplies is controlled by the "FM-Television" switch, with the a.c. power supplied to both transformers when in the "Television" position, and only to the first transformer when in "FM" position. -30-

Top view of deflection chassis. High-voltage power supply producing nearly 30,000 volts is shown within plastic housing.




The kinescope and projection unit. A 5TP4 kinescope tube projects image through an F/1.9 lens onto a 20" x 26" screen.





International SHORT-WAVE



Compiled by **KENNETH R. BOORD**

THIS month we are pleased to dedicate the *ISW Department* to The Blue Danube Network, Austria.

Through the courtesy of our *ISW* monitor in Newfoundland, Roland C. Peddle, we present the following data which Mr. Peddle received from Robert Graff, former station manager of KZCA.

The Salzburg station KZCA is one of three stations comprising The Blue Danube Network: WOFA, the key station, is located in Vienna and feeds KOFA, Linz, and KZCA, Salzburg. (A few local programs are produced at the repeaters, these being news of local interest and special programs of requests.)

The transmitter site of KZCA, operating on 1,104 kc., using a *Western Electric* 443A, 1 kw., is located about two miles out of town; the 41.55 m. spectrum is supplied by a BC-610 pushing 350 watts into a quarter-wave grounded vertical antenna. Both units are mounted in Army trailer vans on the property of the Italian Embassy mission to Austria which used to be the studios. The Linz station KOFA has a 443A transmitter also, while WOFA uses an *RCA*, 1 kw.

Equipment employed at KZCA is *RCA* 76-B2, used in conjunction with three *Presto* type 6N recording turntables. The board in Linz is a *Western Electric* 22-D remote amplifier; tables also of *Presto* manufacture are used.

The Vienna station has the latest in modern studio equipment, using *RCA* type 76-C turntables while, I believe, a new *Western Electric* 25-C control board is now installed. The 22-D remote amplifiers are used on all "NEMO" pick-ups, the network having a total of about 10 of these units. A diversity receiver rack houses two *Hammarlund* super pros in Vienna master control to bring in statewide broadcasts and a *Gates* 4-channel amplifier feeds the net lines.

An interesting note, however, may be found in that the call letters of O.F.A. stand for "Occupation Forces, Austria," while Z.C.A. stand for "Zone Command, Austria." KZCA at one time had the same call letters as the Linz station, that is KOFA. It was changed

(Note: Unless otherwise indicated, all time is expressed in American EST; add 5 hours for GCT. "News" refers to newscasts in the English language. In order to avoid confusion, the 24 hour clock has been used in designating the times of broadcasts. The hours from midnight until noon are shown as 0000 to 1200 while from 1 p.m. to midnight are shown as 1300 to 2400.)

August 1, 1947. Linz, operating on 629 kc., could be heard throughout most of the day, both in Salzburg and Vienna, as it was driving close to 1,400 watts. Vienna operates on 1,068 kc., and all stations use *Truseen* steel beam antenna towers raging up to 260 feet.

Mr. Graff explained that in February, 1948, preparations were made to change the short-wave frequency of KZCA from 7.220 to 5.660 but this idea had to be abandoned. He further stated that many reports come in to KZCA from New Zealand, Australia, Sweden, and a few from the East Coast of North America. KZCA issues an attractive QSL card.

Latest available schedule of KZCA on 7.220 is 2300-1700 (Sundays 0000-1700).

Our best wishes go to The Blue Danube Network in Austria!

* * *


DX Broadcasts

Complimentary to the International Short Wave Club, London, observing its 20th anniversary this year, a 30-minute DX program is to be radiated on Saturday, April 23, from *Radio Sweden*, Stockholm, under the direction of Arne Skoog, who compiles "Swedish DX-ers Calling."

The program will feature messages from DX-ers in various parts of the world, including Arthur E. Bear, London, secretary of ISWC; Graham Hutchins, DX Editor of *Radio Australia*; Ken Boord, and others.

The broadcast will be heard at 0230

At the opening of the new 50 kw. SW transmitter in Denmark were (l. to r.) Engineer Warming, King Frederik IX, and the Danish Prime Minister. Broadcasting on 9.520 daily to N. America at 1900-2030, 2130-2300, 2300-0030, and on 15.165 to eastern countries Tuesdays, Thursdays, Fridays, at 0500-0600. EST. area service will expand as facilities permit.



on 6.065, 9.535; 1630, 10.780, 15.155; and 2030, 6.065, 9.535.

* * *


New Call Letters

As of January 15, 1949, a number of changes were made in station call letters throughout the world. Current allocations as listed by the Newark News Radio Club are as follows:

AAA-ALZ—United States; AMA-AOZ—not allocated; APA-ASZ—Pakistan; ATA-AWZ—India; AXA-AXZ—Australia; AYA-AZZ—Argentina; BAA-BZZ—China; CAA-CEZ—Chile; CFA-CKZ—Canada; CLA-CMZ—Cuba; CNA-CNZ—Morocco; COA-COZ—Cuba; CPA-CPZ—Bolivia; CQA-CRZ—Portuguese Colonies; CSA-CUZ—Portugal; CVA-CXZ—Uruguay; CYA-CZZ—Canada; DAA-DMZ—Germany; DNZ-DQZ—Belgian Congo; DRA-DTZ—Bielo Russian S.S.R.; DUA-DZZ—Philippine Republic; EAA-EHZ—Spain; EIA-EJZ—Eire; EKA-EKZ—U.S.S.R.; ELA-ELZ—Liberia; EMA-EOZ—U.S.S.R.; EPA-EQZ—Iran; ERA-ERZ—U.S.S.R.; ESA-ESZ—Estonia; ETA-ETZ—Ethiopia; EUA-EZZ—U.S.S.R.; FAA-FZZ—France and Colonies; GAA-GZZ—Great Britain; HAA-HAZ—Hungary; HBA-HBZ—Switzerland; HCA-HDZ—Ecuador; HEA-HEZ—Switzerland; HFA-HFZ—Poland; HGA-HGZ—Hungary; HHA-HHZ—Haiti; HIA-HIZ—Dominican Republic; HJA-HKZ—Columbia; HLA-HMZ—Korea; HNA-HNZ—Iraq; HOA-HPZ—Panama; HQA-HRZ—Honduras; HSA-HSZ—Siam; HTA-HTZ—Nicaragua; HUA-HUZ—El Salvador; HVA-HVZ—Vatican City; HWA-HYZ—France and Colonies; HZA-HZZ—Saudi Arabia; IAA-IZZ—Italy and Colonies; JAA-JSZ—Japan; JTA-JVZ—Mongolia; JWA-JXZ—Norway; JYA-JZZ—not allocated; KAA-KZZ—United States; LAA-LNZ—Norway; LOA-LWZ—Argentina; LXA-LXZ—Luxembourg; LYA-LYZ—Lithuania; LZA-LZZ—Bulgaria; MAA-MZZ—Great Britain; NAA-NZZ—United States; OAA-OCZ—Peru; ODA-ODZ—Lebanon; OEA-OEZ—Austria; OFA-OJZ—Finland; OKA-OMZ—Czechoslovakia; ONA-OTZ—Belgium and Colonies; OUA-OZZ—Denmark; PAA-PIZ—Netherlands; PJA-PJZ—Curacao; PKA-POZ—Netherlands Indies; PPA-PYZ—Brazil; PZA-PZZ—Surinam; RAA-RZZ—U.S.S.R.; SAA-SMZ—Sweden; SNA-SRZ—Poland; SSA-SUZ—Egypt; SVA-SZZ—Greece; TAA-TCZ—

(Continued on page 98)

Your Shop TUBE TESTER Will Help Build Prestige



By **ROBERT N. VENDELAND**

Television Inst., National Radio School

A mutual conductance-type tube tester gives a true picture of a tube's condition. Let your customer watch it operate.

WITH the crusade of the "clipped wire" putting the public on guard against the radio serviceman, you have probably found that what has been at times a trying business is now getting just a little nerve grating.

The high parts prices, the suspicion engendered by repeated investigations, and the general economic condition of the country have all combined to make it necessary for the radio serviceman to redevelop his own "good will."

Probably the best way to retain the customer's confidence is to earn his respect for your ability and business-like approach to the servicing of his set. It goes without saying that a neat, well laid out shop is half the battle, but it really is only half.

The other half is an intangible something that makes him see that you are interested in his radio, that you know your business, and above all, that you are honest.

In most shops the one piece of equipment that the customer sees you operate—and the one he looks for—is

your tube tester. In his eyes the tube tester is the most complicated cure-all of the radio game. Have you ever watched the face of the man who has carefully delivered all of his five tubes for testing when you tell him that they're all good? Worse yet, have you ever found one tube a little flat and replaced it for him only to have him storm in with the set a half hour later calling you a crook because it still doesn't work?

Assuming that the tube tester is the gadget that the customer respects, you have, probably unconsciously, selected the most impressive looking tester. Manufacturers of tube testers hear all kinds of complaints about the complexity of the controls of a tester, but they also find that the tester with the most controls on the front is the one that sells to the radio serviceman. The goal, then, seems to be an impressive piece of equipment that has a lot of necessary controls, but is still easy and rapid to use.

When you start flipping switches, pushing buttons, tapping tubes, and flashing neon lights, the customer

usually hovers about waiting for that all-important time when you push the button so that he can see the needle climb up into the "good" section. Sometimes you may find it difficult to explain a "doubtful" reading on a tube checker, but most of the time the customer accepts your professional opinion that the tube is ready for replacement.

Rather than just let it go at that, you can probably make a rather favorable impression on the customer by telling him just what is wrong with the tube and just how "doubtful" it is. If you possess a good, direct reading, mutual conductance tube tester, there is no guesswork as to how good or how bad a tube really is.

As you well know, mutual conductance tells exactly what the tube will amplify into a given load. For example, since mutual conductance is the change in plate current for a given change in grid voltage, you can multiply that term by the load impedance and get the gain of the stage. When you have a fixed load, as you do in a radio, a drop in the mutual conductance means a proportionate drop in the gain of the stage. An example that you might use would be to take a required mutual conductance of 2000 micromhos. When you test the tube and get a reading of only 1500 micromhos, you know that the amplifier is only three-fourths as good as it could be with a new tube.

This brings up another point that you probably haven't given much thought. You may have checked a tube that shows 1500 instead of 2000, but when you put it in the radio there was no apparent difference in the operation of the set. It's entirely possible that a strong station will bias your amplifier way down so that you never use the full gain of the tube. Then—how could you tell the difference? Try the set on a weak station so that the a.v.c. bias is reduced and more is demanded of the amplifiers.

Fortunately, or unfortunately, this problem of having a weak tube carried by the stronger tubes in the set does not come up in many television receivers using staggered i.f. amplifiers. Since each amplifier stage must carry

RADIO & TELEVISION NEWS

the brunt of a certain range of frequencies, the end effect of a loss in mutual conductance is not necessarily a loss in picture contrast. It usually shows as a loss in picture detail represented by the range of the weak tube. As a result, the mutual conductance test of a tube in a television receiver is extremely important.

This discussion should give you some idea of the possibilities for making your customer understand your decision as to the worth of his tubes. There is no need for any technical lecture on the relative merits of tube checkers or how a bridge circuit works. The average radio owner just wants to have his radio working.

You can have a large block diagram of a simple radio on the wall (similar to the one shown in Fig. 1). Even if the owner doesn't know what's going on from a technical standpoint he does want to know where his money is going.

As an example we'll assume that the radio you have just repaired needed a new filter and the tubes were in sad shape. The 12SA7 was low on mutual conductance, the 12SK7 was noisy, and the 50L6 was a little gassy. With a set-up like that you probably have a bill for this customer that comes to a considerable portion of the cost of the radio. We'll both be willing to bet that he won't be happy.

When he arrives for his set, have his old tubes in a bag stapled to his bill. Tell him that the filter was bad. Pointing to the filter on the block diagram you can tell him that the filter smooths out the ripples in the voltage as it is changed to d.c. from a.c. by the rectifier. Since that was bad, his set made the buzzing noise that it did.

Next, tell him that in your usual servicing a thorough check of all of the tubes is included. During this routine check you discovered that three of his tubes were bad. Take him over to the tester and show him that the 12SA7 converter is only $\frac{3}{4}$ as good as it should be. Show him what number the checker says is "good" and show him the actual reading in micromhos. An explanation telling that the job of the tube is to change the high radio frequency to a lower frequency so that it is easier to amplify, will help. This tube is then most important in the operation of his set and will affect all of the other tubes after it. If it is weak, all of the other tubes have to work just that much harder. Show him the block that it represents on the diagram, and also point out that in his particular radio, no radio frequency amplifier is employed, so his converter is even more important.

As far as his noisy 12SK7 is concerned, put it in the tester and connect the noise test jacks to the antenna of a radio. Tap the tube and let him hear the noise. There will be no argument about that tube. Show him where that tube is located on the block diagram.

The gassy 50L6—you'll have to explain that a tube that is gassy will

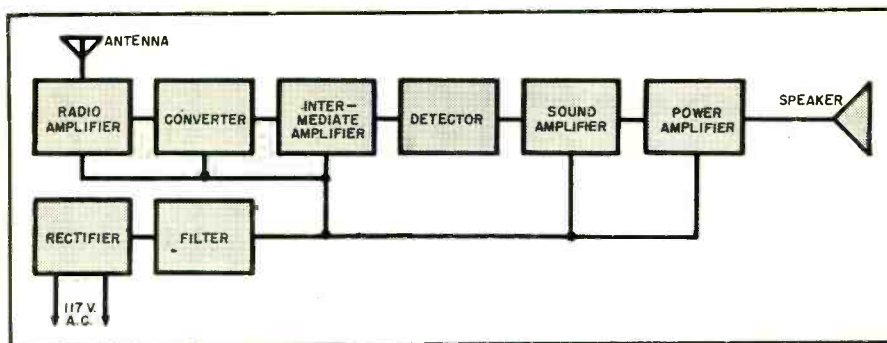


Fig. 1. Use a simple block diagram like this to "educate" your radio customers.

draw more current than it's supposed to draw and that it might overload his rectifier circuit doing more damage. Show him the gas test on your tube tester so that he can see for himself that the tube needs replacement.

So much for the customer and his part in the need for a good tube tester. From your own service standpoint, you've probably spent a lot of time fiddling with stages in a radio that checked out good when the tube was tested in an emission tester. Had you employed a mutual conductance tester, a lot of valuable time would have been spared.

If you do try the method of talking to your customer and telling him what is wrong with his tubes, it will pay you to have a more thorough understanding of just what a tube does and how it is tested. A few minutes with a tube manual that discusses the characteristics of tubes and what they mean will refresh your memory on some of that important theory. If you're deep into television you have had to do it long ago or many of the troubles in high frequency circuits
(Continued on page 121)

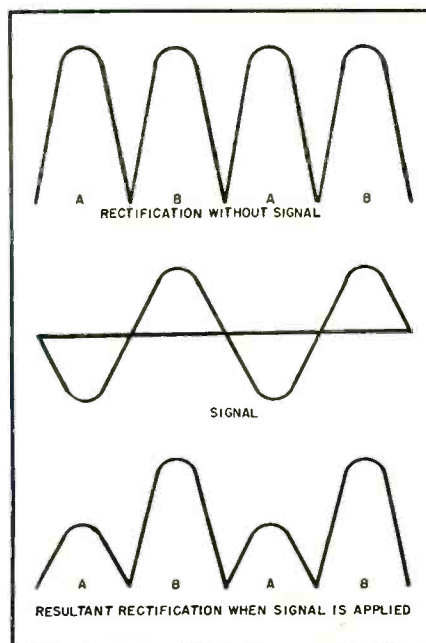


Fig. 2. The resultant curve shows the actual plate current of the tube under test with a signal applied to the grid.

A typical dynamic mutual conductance tube tester, the Hickok Model 533.



A Stable High-Voltage R.F. Power Supply

By LOUIS E. GARNER, JR.

Minor changes in a standard r.f. power supply, for oscilloscopes and TV sets, will yield a unit of greater stability and higher output voltage.

RECENTLY r.f., high-voltage power supplies have gained popularity for use in television sets, cathode-ray oscilloscopes, and in similar applications requiring a high-voltage, low-current, d.c. supply. The kick-back type of supply is also popular, but is used primarily in equipment employing electromagnetic deflection cathode-ray tubes. The r.f. type supplies usually are the choice for electrostatic tubes.

Most r.f. supplies assume the general form shown schematically in Fig. 1. Essentially it consists of a moderate power r.f. oscillator with a high-voltage, low-current, and a low-voltage, moderately high-current winding coupled to the primary coil. A "tickler"

winding is provided for feedback to sustain oscillation.

The high r.f. voltage across the secondary winding is rectified by a specially designed tube and a conventional resistance-capacity filter is used. Filament voltage is supplied to the rectifier tube by means of the low voltage winding.

A power supply of this sort suffers from one disadvantage—which is quite serious in actual practice—the output voltage is not constant, but may vary over wide ranges.

This results, of course, in varying picture brightness on a television screen, or varying line brightness on a scope. There may also be a tendency for the focus to change.

There are several reasons for this, and a brief analysis of the circuit action will clarify these reasons.

First, of course, it is easy to understand the operation of the oscillator—it is a conventional tickler feedback arrangement, with L_2-C_2 furnishing the drive to the grid of V_1 . Primary coil L_3 , in the plate circuit, is tuned by variable condenser C_3 .

For the circuit to operate efficiently, the frequency of the oscillator should be equal to the resonant frequency of the high voltage secondary L_1 , tuned by distributed capacities C_1 —a combination of coil distributed capacity, plate-cathode capacity of the rectifier tube, and wiring capacities. Thus, not only is a step-up in voltage achieved due to direct step-up in turns ratio, but also due to the effect of resonance. The rectified output voltage (Hi "B+") can be seen to go through a definite peak as C_3 is tuned.

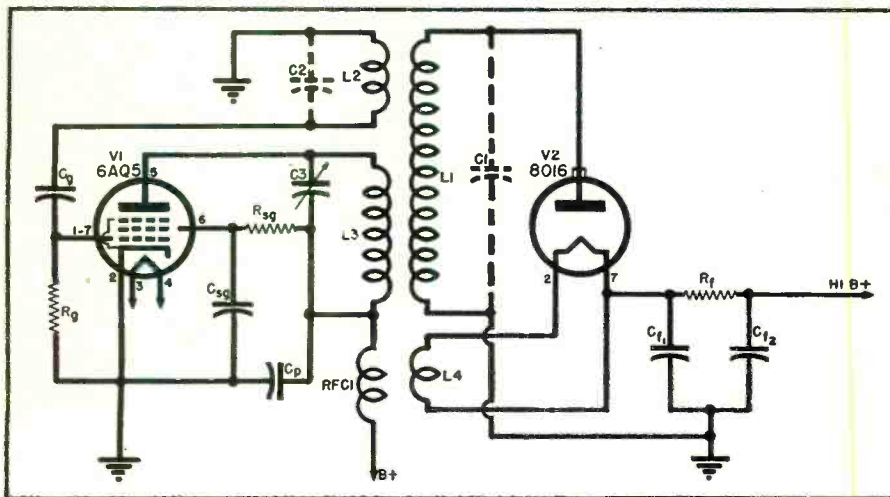
From this we can see that anything which will affect the operating frequency of the oscillator, or which will change the resonant frequency of L_1-C_1 , will cause a large change in output voltage. Changes in "B+" supply voltage, changes in parameters due to temperature, changes in loading, all tend to affect the output voltage adversely.

As an example, in one television set power supply built using a circuit of this type, the output was found to vary between 1500 and 5000 volts, the change occurring due to shock of turning the unit on and off, shorting the output temporarily with a screwdriver (since filter resistor r.f. has a high value and the supply has inherently poor regulation, such momentary shorting does no injury) changes in supply voltage would sometimes occur due to line voltage surges and this, in turn, would cause Hi "B+" to vary.

In addition, the adjustment of trimmer condenser C_3 was found to be quite critical; the adjustment for maximum output voltage was not, of course, the

(Continued on page 126)

Fig. 1. Typical r.f. power supply which uses a "tickler" winding to sustain oscillation.




LIVING in a country where the price of a good commercial receiver is in the neighborhood of \$400/500 most of us are forced to build our own. However this is no real hardship as it usually means that we are more likely to weigh carefully the merits of the different features offered in various circuits and the benefits of different tubes, and with the knowledge of what we are striving to achieve we can usually finish with a job that will outperform the best commercial receivers available as, of necessity, these are at best only a compromise. This may seem a tall statement but have you ever examined the front end of even the best bandswitching commercial receivers? If so you will agree that there is considerable room for improvement. This is no reflection on the manufacturers and is entirely the fault of the amateurs themselves as they invariably insist on high fidelity, several watts output, full frequency coverage including the broadcast band in addition to bandspread tuning on the amateur bands. It is not the purpose of this article to explain why all these things are not possible if maximum efficiency is to be obtained. Enough to say that it can not be done. After building several different forms of receivers and being dissatisfied with one feature or another we finally built the one presently in use and it has performed for over two years now with the utmost satisfaction. It was used in the last two DX contests and if we had been able to work everything we heard our scores would leave us quite content.

First we decided that it was imperative that two stages of r.f. be incorporated and a careful survey of the tubes available showed that the 956 acorn was still the best tube for this application. This despite the apparently higher gain of some of the newer tubes because the extra gain involves added loading which makes tapping of the coils essential in addition to reducing the selectivity. The selectivity of the acorns is high, the noise level low and they are not at all fussy to use. While we have not used the 9003's they should perform equally well as they are the miniature counterpart of the 956. However, they do not lend themselves as well as the 956 to layouts in which the r.f. leads are to be kept to a minimum nor is it as easy to isolate the grid and plate circuits.

The first tube is run wide open at all times with maximum plate and screen voltages. The second stage has the r.f. gain control in the cathode circuit. The gain is such that only when conditions are extremely poor is it necessary to run this control past the half-way mark. This should prove that it is unnecessary to use higher gain tubes in the front end. A further necessity is that the coils in the r.f. mixer stages have the highest possible "Q" while the oscillator be designed for stability. This means separate controls but, as pointed out later in the article,

A MODERN DX RECEIVER



Top view of home-built DX receiver using plug-in coils.

By

R. D. CARTER, VE3QD

Construction details covering a stable DX receiver using plug-in type coils.

this actually has some advantages.

The mixer stage was next given our attention and all the various mixer tubes and circuits were tried experimentally with results that were far from satisfactory. Our troubles were solved when we remembered the article in the June 1939 "QST" on the use of the 1852 as a mixer. We incorporated this into the set using the single-ended counterpart 6AC7. Never have we used anything in this position that performed as well. There is consider-

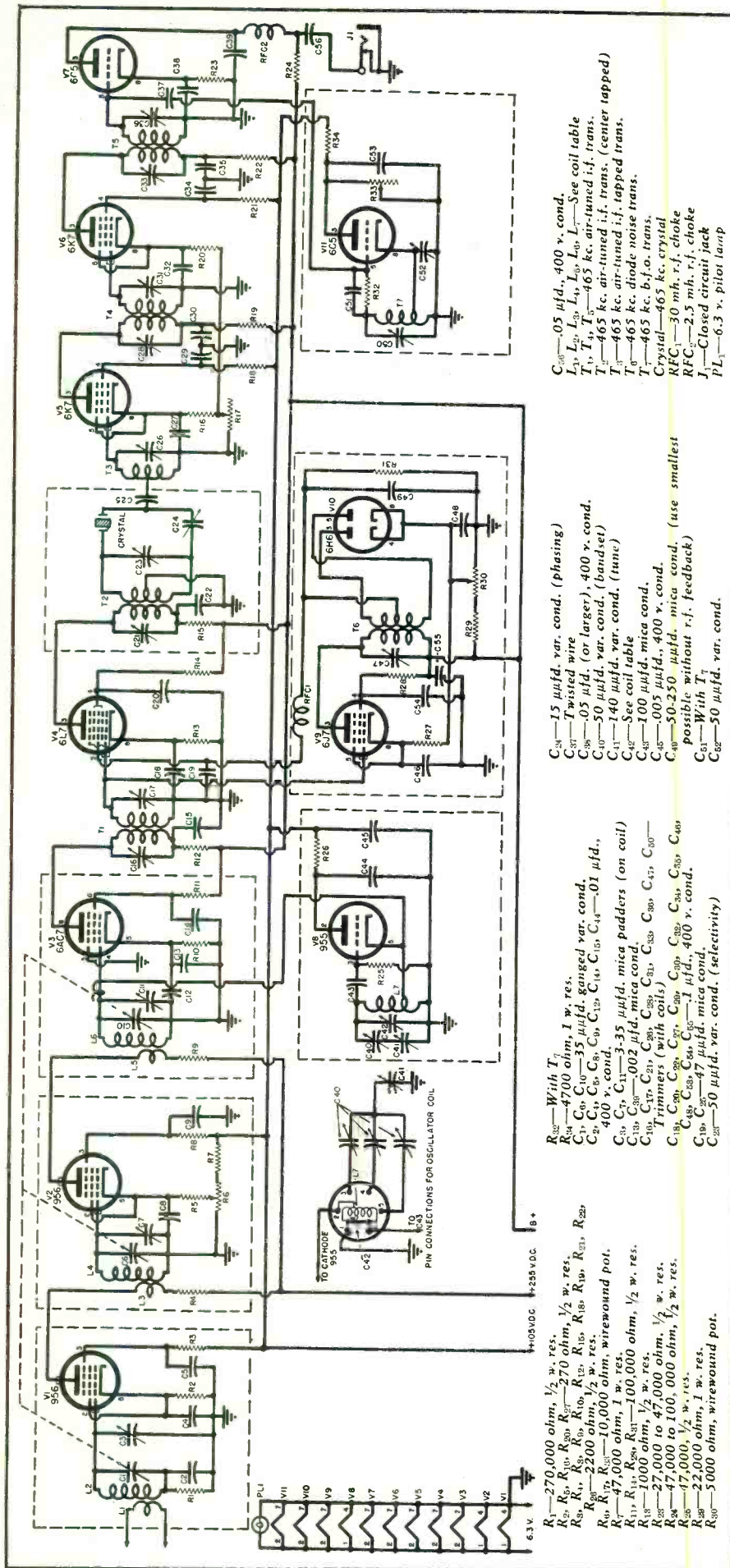
able gain from this stage now, it is very quiet and, when properly adjusted, displays absolutely no pulling effect whatsoever. All in all this is an ideal tube for the job.

Next came the question of the type of noise silencer and here again after much experimenting the original Lamb noise silencer was included. We have never regretted this as it performs very well and you can actually work DX with the neighbor's electric razor in action. In using a crystal filter it is

Complete specifications for the 80, 40, 20, and 10-meter plug-in type coils.

	L ₁	L ₂ , L ₃ , L ₄	L ₅ , L ₆	L ₇
80	18 t. #32 en. close-wound 1/8" below L ₂ .	50 t. #24 en. close-wound. Winding 1/8".	30 t. #32 en. 1/8" below L ₄ , L ₅ .	32 t. #24 en. spaced 1 1/8". Tap 8 t. from bottom. C ₁₂ —140 μfd. air padder. Jumper 3 to 6.
40	8 t. #32 en. 1/8" below L ₂ .	23 t. #18 en. spaced 2 1/2".	13 t. #32 en. interwound.	16 t. #18 en. spaced 1 1/2". Tap 6 t. from bottom. C ₁₂ —100 μfd. air padder. Jumper 3 to 6.
20	4 t. #32 en. 1/8" below L ₂ .	12 t. #14 en. spaced 2 1/2".	7 t. #32 en. interwound.	8 t. #14 en. spaced 2 3/4". Tap 2 3/4 t. from bottom. C ₁₂ —100 μfd. air padder. Jumper 4 to 6.
10	5 t. #32 en. 1/8" below L ₂ .	5 1/2 t. #14 en. spaced 2".	4 t. #32 en. interwound.	3 t. #14 en. spaced 1 1/2". Tap 1 1/2 t. from bottom. C ₁₂ —100 μfd. air padder. Jumper 5 to 6.

Coils for 80 meters wound on 1 1/4" forms, all others on 1 1/2" forms including all oscillator coils. For 11 meters a duplicate oscillator coil, properly tuned, is suggested in order to avoid re-tuning when switching bands.



essential that the silencer be ahead of the crystal or it is useless.

The crystal and i.f. stages are quite conventional and as this was built primarily for DX no a.v.c. was deemed necessary. However it can easily be incorporated by changing over from plate detection and using a 6SQ7 in the second detector. While plate detection can be easily overloaded it does help some on weak signals and was therefore used.

The crystal is effectively shorted out when not used, by bending one of the rotor plates of C_{21} , so that it shorts at maximum capacity. The same method is used on C_{52} to disable the b.f.o.

When these details had been settled we were ready to begin the actual construction and selected a 17" x 14" chassis to avoid crowding in the front end. A sheet of thin copper was bolted to the bottom of the chassis before any holes were cut and this makes a perfect ground and all bypass condensers may be soldered directly to the nearest point possible to the element bypassed. While it is always advisable to return all grounds to one central point in each stage this has not been necessary with this plate and the set has been very stable and free from parasitics or spurious oscillations of any kind. The photos clearly show the placement of the various parts and the only thing not too clear is the driving mechanism of the two r.f. and mixer tuning units. This mechanism was taken from an old *National Velvet Vernier* dial and is mounted behind the panel. As the shaft is less than $\frac{1}{4}$ " we drove a piece of $\frac{1}{4}$ " brass tube over this to extend through the panel. The condensers are $35 \mu\text{fd.}$ units with one stator and rotor plate removed. This is not necessary but we had them on hand from another job and it does reduce the minimum capacity somewhat. If frequent 80 meter operation is contemplated leave these two plates in place. It will be noticed that no r.f. lead is over $1\frac{1}{2}$ " long. This contributes to the ease of operation on 10 meters. You will note that the oscillator is in a separate shield box and that it is the main tuning control. There are a number of you who will immediately say "What, two tuning controls?" Don't let it throw you as the r.f./mixer control is not critical and 50 kc. can be covered without touching this control except to peak up a weak signal. The set is, in effect, single control tuning. If you haven't tried it don't judge it until you have done so. There is another big benefit to be derived from its use. When local signals are booming in and the DX is coming through, this control may be backed off. Strangely enough the loud signals drop much faster than the weak ones. Don't ask me why but it does. Time and again it has worked here for some nice DX under adverse conditions. Turning down the r.f. gain control in such cases reduces the weak signal much faster than the strong local. So the separate control is

Complete circuit diagram of DX receiver.

RADIO & TELEVISION NEWS

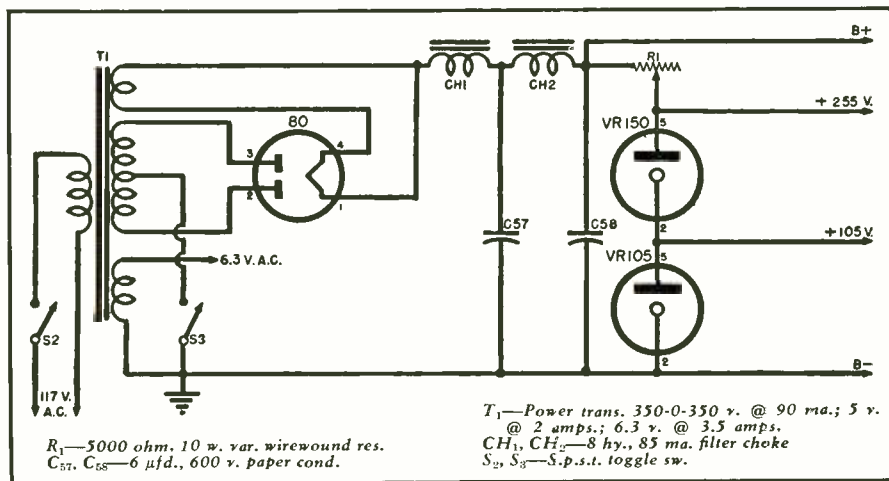
definitely of advantage. You will see that we have used a six-prong socket for the oscillator coil and this is done so that full advantage may be taken of the series condenser system of bandspread. By connecting the three bandspread condensers to three of the pins and jumpering from the grid prong, the different condensers are automatically switched into use as the proper coil is inserted. In this way you set up the bandspread you desire for each band and no change is necessary when changing bands. One pin is used for 10 and 11 meters, one for 20 meters and the last for 40 and 80 meters. With a spread of 40 for 400 divisions on the *National* dial 80 is a bit shy of complete coverage but the whole c.w. portion is available on 480 divisions. When 15 is available, the 10 meter pin can be used. All in all this scheme results in a front end that really performs. While we used a 955 in the oscillator a 6C4 is equally as good.

As a further contribution to stability the plates and screens of all the front end tubes are voltage regulated by VR tubes except the screen of the 6AC7 and this was fed through a dropping resistor in order to limit the dissipation in case of oscillator failure. We have added a form of a.v.c. to the first r.f. tube to protect it against r.f. surges from the transmitter. It works quite satisfactorily as we have yet to replace a tube even though the transmitter is right alongside of the receiver. The i.f. transformers are all air-tuned and are from different manufacturers. In each case we spread the windings some (by heating the coils with an infra red bulb then gently sliding them along the support) to improve the selectivity. Don't carry this spreading too far or the gain will drop too much. This has helped considerably and some idea of the over-all selectivity with the crystal at the full selectivity position and properly phased may be gathered from the fact that a BC453A added to the tail end in "a Lazy Man's Q5'r" adds very little to performance. The difference was so slight that it was not deemed worthwhile to use this in the DX contest, this despite the difference such a set makes to a really good commercial receiver.

The photos will tell more about the assembly than hundreds of words and when built you will find that getting the set in alignment and operation is simplicity itself. Not having a signal generator we used the crystal for preliminary adjustment then transferred this to the set and used a 100 kc. bar to feed a signal into the front end for final alignment. In adjusting the bandspread the padder and the bandspread condensers each affect the other and it is necessary to juggle both until the desired spread is obtained. We purposely have not gone into detail as to building or alignment of the set as we assume that anyone duplicating this set already has knowledge of these requirements. The only critical adjustment is the coupling of the oscillator to the grid of the 6AC7. This ad-



Front view of the completed receiver showing suggested panel layout.




Circuit diagram of power supply which may be used with this receiver.

justment consisted of a single turn of insulated wire wrapped around the grid wire. We suggest you wrap 1½ turns to start with and then prune a little at a time until there is no sign

of pulling between the oscillator and the mixer. This is easily observed and the right point is where the r.f. mixer tuning does not affect the signal
(Continued on page 149)

Underchassis view of DX receiver. A copper plate is used as a common ground.



CIRCUIT ISOLATION

by means of SIGNAL TRACING

By
J. T. CATALDO
General Research Laboratories
and
S. J. RICHARD
Delehanty Institute

Serviceing—by isolating the trouble as quickly as possible will reduce over-all repair costs.

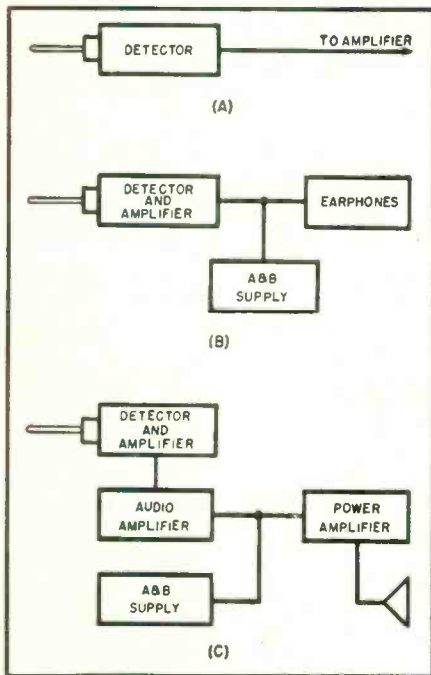


Fig. 1. Block diagram of three basic types of signal tracers. (A) Untuned r.f. detector probe which is connected to an available audio amplifier. (B) Untuned r.f. detector and audio amplifier connected to a set of earphones. (C) Conventional speaker output signal tracer.

THE authors, in a previous article,¹ discussed a method of troubleshooting in which the serviceman started his probing at the speaker end of the radio, working his way toward the antenna. Although it is possible and practical for the radio serviceman to isolate the trouble with the method discussed, the authors feel that a serviceman should be acquainted with the many methods employed in the field. Accordingly, a method whereby the serviceman starts probing at the antenna end and works toward the output or speaker, will be discussed. This method may be performed by signal tracing.

Since signal tracing is relatively new, the definition of signal tracing and a brief historical background seems desirable. Signal tracing is usually defined as a means of following the signal from a radio station through the various stages of a radio receiver. The means of following the signal is accomplished with a signal tracer which was developed sometime in 1939. However, this versatile instrument did not become as popular as was expected due to its undesirable characteristic of

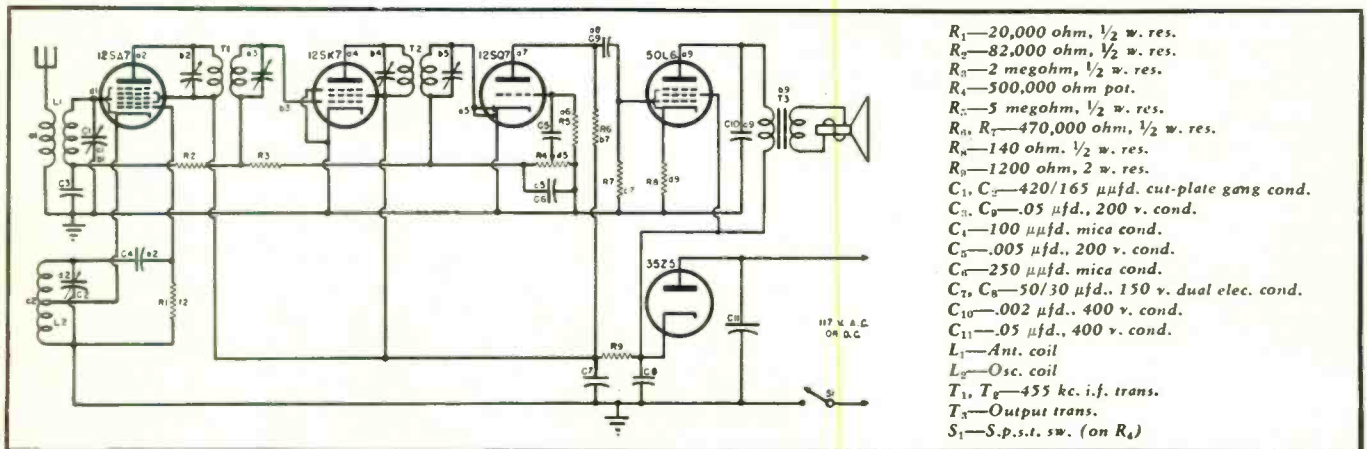
loading or detuning the radio circuit, among other reasons. These signal tracers employed tuned amplifiers which necessitated tuning when they were used. Since early in 1945, various manufacturers have designed and produced signal tracers which eliminate the many disadvantages of the earlier types.

It is beyond the scope of this article to discuss the theory and operation of the many signal tracers on the market. However, it must be pointed out that there are three basic types of signal tracers as shown in the block diagram of Fig. 1. The probes are usually untuned r.f. detectors employing a germanium crystal, a miniature radio tube, or a network of resistance and capacitance. When a radio tube is used, it is usually wired as a detector and an audio amplifier which amplifies the detected signal. In the case of the crystal or resistance-capacitance network detection, there is no amplification of the signal in the probe. The "A" and "B" voltages required for the signal tracers are obtained either from batteries or rectified a.c. Some signal tracers have visual as well as audible output. Visual indication is accomplished by means of an electrical in-

¹ Cataldo & Richard; "Circuit Isolation by Means of Circuit Disturbance Tests," RADIO & TELEVISION NEWS.

(Continued on page 106)

Fig. 2. Schematic diagram of General Research Laboratories' Model EX-52 super-heterodyne receiver. This circuit is typical of most 5-tube a.c.-d.c. type receivers.



- R₁—20,000 ohm, 1/2 w. res.
- R₂—82,000 ohm, 1/2 w. res.
- R₃—2 megohm, 1/2 w. res.
- R₄—500,000 ohm pot.
- R₅—5 megohm, 1/2 w. res.
- R₆, R₇—470,000 ohm, 1/2 w. res.
- R₈—140 ohm, 1/2 w. res.
- R₉—1200 ohm, 2 w. res.
- C₁, C₂—420/165 μfd. cut-plate gang cond.
- C₃, C₄—0.05 μfd., 200 v. cond.
- C₅—100 μfd. mica cond.
- C₆—0.005 μfd., 200 v. cond.
- C₇—250 μfd. mica cond.
- C₈, C₉—50/30 μfd., 150 v. dual elec. cond.
- C₁₀—0.002 μfd., 400 v. cond.
- C₁₁—0.05 μfd., 400 v. cond.
- L₁—Ant. coil
- L₂—Osc. coil
- T₁, T₂—455 kc. i.f. trans.
- T₃—Output trans.
- S₁—S.p.s.t. sw. (on R₄)

Heathkit TEST



Heathkit engineer measuring frequency response and distortion of Heathkit Oscilloscope using Hewlett Packard Audio Generator and Distortion Analyzer.

1949 MODEL Heathkit VACUUM TUBE VOLTMETER KIT




\$24⁵⁰

Comes complete with cabinet — panel — three tubes — new Mallory switches — test prods and leads, 1% ceramic divider resistors and all other parts. Complete instruction manual for assembly and use. Better start your laboratory with this precision instrument. Ship. Wt., 8 lbs.

Heathkit RF SIGNAL GENERATOR KIT

\$19⁵⁰

Nothing
ELSE TO BUY



Every shop needs a good signal generator. The Heathkit fulfills every servicing need, fundamentals from 150 Kc. to 30 megacycles with strong harmonics over 100 megacycles covering the new television and FM bands. 110 V. 60 cycle transformer operated power supply. 400 cycle audio available for modulation or audio testing. Uses 6SN7 as RF oscillator and audio amplifier. Complete kit has every part necessary and detailed blueprints and instructions enable the builder to assemble it in a few hours. Large easy to read calibration. Convenient size 9" x 6" x 4 3/4". Shipping Wt., 4 1/2 lbs.

Heathkit 5" OSCILLOSCOPE KIT Features

- Instant switching to plates or amplifier from front panel.
- Sweep generator supplying variable sweep 15 cycles to 30,000 cycles.
- All controls on front panel.
- Cased electrostatically shielded 110 V. 60 cycle power transformer.
- AC test voltage on front panel.
- External synchronization post on front panel.
- Deflection sensitivity .65 V. per inch full gain.
- Frequency response $\pm 20\%$ from 50 cycles to 50 Kc.
- Input impedance 1 Megohm and 50 MMF.

The Heathkit 5" Oscilloscope fulfills every servicing need. The husky cased power transformer supplies 1100 Volts negative and 350 Volts positive. Tubes supplied are two 6SJ7 amplifiers, 884 sweep generator, two 5Y3 rectifiers, and 5BP1 CR tube. Grey crackle aluminum cabinet and beautiful grey and maroon panel. Chassis especially designed for easy assembly.

An oscilloscope provides endless sources of experimentation in radio, electronics, medicine and scientific research.


Detailed instructions make assembly fun and instructive. Shipping Wt., 24 lbs. Express only.



\$39⁵⁰

Nothing
ELSE TO BUY

New Heathkit SIGNAL TRACER AND UNIVERSAL TEST SPEAKER KIT



\$19⁵⁰

Nothing ELSE TO BUY

The popular Heathkit signal tracer has now been combined with a universal test speaker at no increase in price. The same high quality tracer follows signal from antenna to speaker — locates intermittents — defective parts quicker — saves valuable service time — gives greater income per service hour. Works equally well on broadcast — FM or TV receivers. The test speaker has assortment of switching ranges to match push pull or single output impedance. Also tests microphones, pickups — PA systems — comes complete — cabinet — 110 V. 60 cycle power transformer — tubes, test probe, all parts and detailed instructions for assembly and use. Shipping Wt., 8 lbs.

Heathkit ELECTRONIC SWITCH KIT

DOUBLES THE UTILITY OF ANY SCOPE

An electronic switch used with any oscilloscope provides two separately controllable traces on the screen. Each trace is controlled independently and the position of the traces may be varied. The input and output traces of an amplifier may be observed one beside the other or one directly over the other illustrating perfectly any change occurring in the amplifier. Distortion — phase shift and other defects show up instantly, 110 Volt 60 cycle transformer operated. Uses 5 tubes (1 6X5, 2 6SN7's, 2 6SJ7's). Has individual gain controls, positioning control, and coarse and fine sweeping rate controls. The cabinet and panel match all other Heathkits. Every part supplied including detailed instructions for assembly and use. Shipping Wt., 11 lbs.



\$34⁵⁰

Heathkit 3-TUBE ALL WAVE RADIO KIT



\$8⁷⁵

An ideal way to learn radio. This kit is complete ready to assemble, with tubes and all other parts. Operates from 110 V. AC. Simple, clear detailed instructions make this a good radio training course. Covers regular broadcasts and short wave bands. Plug-in coils. Regenerative circuit. Operates loud speaker. Shipping Wt., 3 lbs.

HS30 Headphones per set..... \$1.00
2 1/2" Permanent Magnet Loudspeaker..... 1.95
Mahogany Cabinet..... 2.95



The **HEATH COMPANY**

... BENTON HARBOR 15, MICHIGAN

EQUIPMENT must be good!



Heathkit engineer calibrating Heathkit VTVM using Weston and General Electric laboratory standards.

MATCHED TO THE HIGHEST PRECISION STANDARDS . . .




Heathkit technician calibrating condensers for Heathkit Condenser Checker using General Radio capacity bridge of 1% accuracy.

New Heathkit TELEVISION ALIGNMENT GENERATOR KIT

Everything you want in a television alignment generator. A wide band sweep generator covering all FM and TV frequencies — a marker indicator — AM modulation for RF alignment — variable calibrated sweep width 0-30 Mc. — mechanical driven inductive sweep. Husky 110 V. 60 cycle power transformer operated — step type output attenuator with 10,000 to 1 range — high output on all ranges — band switching for each range — vernier driven main calibrated dial with over 45 inches of calibrations — vernier driven calibrated indicator marker tuning. Large grey crackle cabinet 16-1/8" x 10-5/8" x 7-3/16". Phase control for single trace adjustment. Uses four high frequency triodes plus 5Y3 rectifier — split stator tuning condensers for greater efficiency and accuracy at high frequencies — this Heathkit is complete and adequate for every alignment need and is supplied with every part — cabinet — calibrated panel — all coils and condensers wound, calibrated and adjusted. Tubes, transformer, test leads — every part with instruction manual for assembly and use. Actually three instruments in one — TV sweep generator — TV AM generator and TV marker indicator. Also covers FM band. Delivers start early in March. Order early.

\$39.50



Heathkit SINE AND SQUARE WAVE AUDIO GENERATOR KIT



\$34.50
Nothing ELSE TO BUY

Experimenters and servicemen working with a square wave for the first time invariably wonder why it was not introduced before. The characteristics of an amplifier can be determined in seconds compared to several hours of tedious plotting using older methods. Stage by stage, amplifier testing is as easy as signal tracing. The low distortion (less than 1%) and linear output (\pm one db.) make this Heathkit equal or superior to factory built equipment selling for three or four times its price. The circuit is the popular RC tuning circuit using a four gang variable condenser. Three ranges 20-200, 200-2,000, 2,000-20,000 cycles are provided by selector switch. Either sine or square waves instantly available at slide switch. All components are of highest quality, cased 110 V. 60 cycle power transformer, Mallory F.P. filter condensers, 5 tubes, calibrated 2 color panel, grey crackle aluminum cabinet. The detailed instructions make assembly an interesting and instructive few hours. Shipping Wt., 13 lbs.

110 V. A.C. MILITARY RECEIVER POWER SUPPLY KIT



\$5.95

Ideal way to convert military sets. 110 V. 60 cy. transformer operated. Supplies 24 volts for filament — no wiring changes inside radio. Also supplies 250 V. D.C. plate voltage at 50-60 MA. Connections direct to dynamotor input. Complete with all parts and detailed instructions. Ship. Wt., 6 pounds.

110 V. A.C. TRANSMITTER POWER SUPPLY KIT

For BC-645, 223, 522, 274N's, etc. Ideal for powering military transmitters. Supplies 500 to 600 volts at 150 to 200 MA plate, 6.3 C.T. at 4 Amps., 6.3 at 4 Amps., and 12 V. at 4 Amps. Can be combined to supply 3-6-9-12 or 24 volts at 4 amperes. Kit supplied complete with husky 110 V. 60 cycle power transformer, 5U4 rectifier, oil filled condensers, cased choke, punched chassis, and all other parts, including detailed instructions. Complete — nothing else to buy. Shipping Wt., 22 lbs.



\$14.50

Heathkit CONDENSER CHECKER KIT

\$19.50
Nothing ELSE TO BUY



Features

- Bridge type circuit
- Magic eye indicator
- 110 V transformer operated
- All scales on panel
- Power factor scale
- Measures resistance
- Measures leakage
- Checks paper-mica electrolytics

Checks all types of condensers, paper-mica-electrolytic-ceramic over a range of .00001 MFD to 1000 MFD. All on readable scales that are read direct from the panel. NO CHARTS OR MULTIPLIERS NECESSARY. A condenser checker anyone can read without a college education. A leakage test and polarizing voltage for 20 to 500 volts provided. Measures power factor of electrolytics between 0% and 50%. 110 V. 60 cycle transformer operated complete with rectifier and magic eye tubes, cabinet, calibrated panel, test leads and all other parts. Clear detailed instructions for assembly and use. Why guess at the quality and capacity of a condenser when you can know for less than a twenty dollar bill. Shipping Wt., 7 lbs.



The **HEATH COMPANY**

... BENTON HARBOR 15, MICHIGAN



ELECTRONIC BARGAINS for EXPERIMENTERS and HOBBYISTS

ORDER NOW . . . ALL QUANTITIES LIMITED



PE101C BC645 POWER SUPPLY
NO. 273. Complete power supply for BC 645. Operates from 12 or 24 Volts. Supplies both AC and DC required. Shipping Wgt. 13 lbs. Each **\$3.95**

DM 35 12 VOLT DYNAMOTOR
NO. 274. New input 12 Volt at 18.7 Amperes. Supplies 675V at 275 MA or 1/2 above voltage from 6 volts. Excellent for auto use. Shipping Wgt. 11 lbs. Each **\$7.50**

HOME WORKSHOP GRINDER KIT

NO. 230. Easily assembled 110V AC or DC ball bearing fully enclosed motor from Army surplus dynamotor. Purchaser to make simple changes and shaft extensions, detailed instructions and all parts supplied. Motor approximately 5,000 R.P.M. Ideal for tool-post grinder, flexible shaft tool, model drill press, saw. Shipping Weight 6 lbs. **\$3.95**

COLLINS AUTOTUNE CONTROL HEAD

NO. 278. Brand new controls used on the ART/13, 100 Watt, Transmitter. Types 7, 8, 10, and 11 available. Get a spare while available as new cost is over \$22.00 each. Shipping Wgt. 3 lbs. Price any type (mention when ordering). Each **\$4.50**

300 MA SELENIUM RECTIFIERS
NO. 209. Rated 300 MA at 36 Volts, complete with mounting brackets. Shipping Wgt. 1 lb. **3 FOR \$1.00**

1N90 FEED THROUGH INSULATOR

NO. 276. Heavy duty feed through, 2" diameter 4" long, complete with brass hardware and gasket. Shipping Wgt. 2 lbs. **2 FOR \$1.00**

1N86 STRAIN INSULATOR

NO. 277. Husky army type 1 1/4" diameter, 5 1/4" long. Brown porcelain. Shipping Wgt. 4 lbs. **4 FOR \$1.00**

G.E. BC 306 ANTENNA TUNING UNIT

NO. 231. Matches any aerial to 150 Watt transmitter, used on BC 375. Brand new. Add postage for 20 lbs. **\$2.95**

G. E. 1,000 VOLT 350 MA DYNAMOTOR

NO. 213. An ideal dynamotor for mobile operation in taxicabs, police cars, sound systems and amateur stations. Supplies above voltage from 12 Volts or 500V. at 350 MA from 6 Volts. Complete with starting relay, and fuses. New. Our Dynamotor A. Shipping Weight 72 lbs. **\$5.95**

POWER TRANSFORMER *Specials*



NO. 226. Primary 117V. 60 cycle. Secondaries supply 746 V.CT at 220 MA, 6.3V. at 4.5 A., and 5V. at 4A. Will handle 13 tube radio receivers. Supply is limited, order early. Shipping Weight 11 lbs. each. **\$3.95 . . . 3 for \$9.95**

T32 TABLE MICROPHONE

NO. 210. One of the Army's best. Built by Kellogg, ideal for factory call system, public address, amateur use. Brand new in original cartons. Add postage for 5 lbs. **\$2.95**

MINIATURE ELECTRIC MOTOR

NO. 211. Tiny Delco motor only 1" x 1 1/4" x 2" 10,000 RPM. Operates from 6 to 24 V. Excellent for models. **\$2.95**

OUTPUT TRANSFORMER

NO. 227. Push pull 6V6's to 6-8 ohm voice coil excellent characteristics. **3 for \$1.95**

RCA SATURABLE REACTOR TRANSFORMER

NO. 246. New RCA No. CKV30531 AC current 750 MA DC current 2 Amperes. Rated 1.75 henries. Shipping Wgt. 4 lbs. Each **\$1.00**

12.6V POWER TRANSFORMER

NO. 247. New cased 110 V 60 cy. Power Transformer. Supplies 440V Ct. at 60 MA, 6.3V at 2A. and 12.6V at 1 Amp. Excellent for military sets. Shipping Wgt. 6 lbs. Each. **\$1.95**

RCA INPUT TRANSFORMER

NO. 248. Heavy duty RCA No CKV-30529. Input has primaries 600 to 200 and 25 ohms secondary 250,000 ohms C.T. Shipping Wgt. 2 lbs. Each **\$1.00**

FEDERAL POWER TRANSFORMER

NO. 252. New cased 110V 60 cy. Power Transformer. Supplies 480V CT at 50 MA and 6.3 V at 2.1 Amps. A beautiful transformer. Shipping Wgt. 4 lbs. Each **\$1.50**

MILITARY POWER TRANSFORMERS

NO. 229. Convert your military receivers without rewiring the filament. "A" type supplies 500 VCT at 50 MA, 5V. at 2A. and 24V. at 1/2 A. "B" type supplies 500 VCT at 50 MA, 5V. at 2A. and 12V. at 1 Amp. State whether A or B type desired. **\$2.95** Shipping Weight 4 lbs.

WALKIE TALKIE TRANSFORMER


NO. 744. Carbon microphone input transformer and output to headphone transformer, all in one case, excellent for building your own. Shipping Wt. 1 lb. **4 for \$1.00**

LOW PASS FILTER UNIT

No. 637. 3000 cycle cutoff consists of 3 inductances and 4 capacitors in network, 500 ohms in and out. Excellent for clipping all frequencies above 3000 cycles. Drawn steel case, shipping Wt. 5 lbs. **\$2.50**

FM PUSH BUTTON TUNER

NO. 224. Brand new ten push button tuning assembly from Army FM receiver. Contains 4 gang 100 MMF silver plated tuning condensers. Add postage for 10 lbs. **\$2.50 EACH**



BC 746 TUNING UNIT
NO. 257. Plug in transmitter tuning unit from army Walkie Talkie. Contains antenna and tank coils, tuning condenser, transmitting and receiving crystals. Ideal transmitter foundation. Shipping Wgt. 1 lb. Each **\$1.00**
(Same as above except transmitter crystal in 80 meter amateur band \$2.50 each)

T30 THROAT MICROPHONE

NO. 258. Makes excellent contact microphone for musical instrument or vibration pick-up. Shipping Wgt. 1 lb. **\$1.00** each
Extension cord with switch for above **\$.50** each

BC731 CONTROL BOX

with Weston Model 476 AC Voltmeter
NO. 208. Excellent buy in motor control box. Size 8" x 10" x 5 1/2". Contains Weston 0-150V. AC 3 1/2" voltmeter, motor starting switch, 28 fuses all 30 Amp 110V. and 8 fuse holders. Fuses and holders alone worth the price. Shipping Weight 18 lbs. **\$7.95**

METER SPECIAL

NO. 237. Brand new DeJur Model 312 0-800 M.A. D.C. Square 3" 0-10 M.A. basic meter with built in shunt. Probably the best buy ever offered in a surplus meter. **\$2.95** Shipping Weight 1 lb.

HEARING AID HEADPHONES

NO. 216. The Army's best - eliminate flat ears and outside noise. Complete with transformer for conversion from low to high impedance. With cord and plug complete. **\$1.00**
Add postage for 1 lb.

BC 451 CONTROL BOX

NO. 236. Control box for 274N transmitters. Contains proper c-w voice switch, 4 channel switch, power switch, mike jack and telegraph key. **\$1.95**
Add postage for 2 lbs.

100 MA FILTER CHOKE

No. 641. Heavy 1.5 henry choke in drawn steel case, 50 ohm resistance, conservatively rated at 100 MA. Shipping Wt. 1 lb. **50c**

FILAMENT TRANSFORMER

No. 922. 220V. 60 cy. primary supplies 12.6V. at 3.5 Amps, 15.6V at 1 Amp. Supplies 6.3 at 3.5 Amps and 7.8V. at 1. Amp from 110V. Shipping Wt. 8 lbs. **\$1.50**

PANEL METER

Burlington 0-300 VAC Meter
No. 290. Model 32XA 3 1/2" round AC Voltmeter 0-300 VAC full scale. Scale also calibrated 0-600V. Bakelite case. A beautiful meter in original carton. Shipping Wt. **\$3.95**

DRIVER TRANSFORMER

No. 651. Couples 3000 ohm plate to push pull parallel grids hermetically sealed. Ship. Wt. 1 lb. **\$1.00**

OUTPUT and MODULATION TRANSFORMER

No. 745. Companion transformer to above driver. A push pull output, 3000 ohms to 3.2 ohm voice coil, or to 1250 ohms at 80 MA. A high quality cased unit. Shipping Wt. 2 pounds. **\$1.00**

HOW TO ORDER . . . GIVE PART NUMBER AND DESCRIPTION . . . ADD POSTAGE FOR WEIGHT SHOWN. NO ORDERS UNDER \$2.00 . . . WE WILL SHIP C.O.D.



The HEATH COMPANY

. . . BENTON HARBOR 15, MICHIGAN

What's New in Radio

For complete information on any of the items described herein, readers are asked to write direct to the manufacturer. By mentioning RADIO & TELEVISION NEWS, the page, and the issue number, delay will be avoided.

MOBILE AMPLIFIER

The new model, E-10-M, manufactured by *Newcomb Audio Products Co.*, 6282 Lexington Ave., Hollywood 38, Calif., is a low-cost, 10 watt mobile amplifier designed for use on 6 v.d.c., or 117 volts, 60 cycles a.c. power.

Features of this design include push-



pull beam power output tubes with inverse feedback for low distortion, and a special mounting to simplify removal of chassis for servicing. It is provided with sturdy Jones connectors for battery and a.c. cables.

TV "CHANNEL-CHIEF"


A square-corner type TV antenna has been developed by the *Channel-Chief Company*, 37 Mali Drive, North Plainfield, N. J., for long-distance pictures from any high-band television station.

It is an inexpensive unit that can be added to existing television installations by non-technical owners for the purpose of improving picture quality on any channel 7 through 13. Its 15 degree directivity in conjunction with an extremely high front-to-back rejection factor provides high signal-to-noise ratios resulting in steady pictures.

The kit supplied is complete including 60 feet of low-loss 300-ohm twin-lead and all necessary hardware. The instructions are easy to follow, and no special tools are required.

TELEVISION TRANSFORMERS

Designed to fit the circuits of leading TV receiver manufacturers, the new line of television transformers made by *Chicago Transformer Divi-*



sion, *Essex Wire Corporation*, 3501 W. Addison Street, Chicago 18, can provide servicemen with the convenience of exactly matched replacements.

The company provides, through local jobbers, a complete line of these units, including television power transformers, vertical blocking oscillator transformers, vertical scanning output transformers, and a horizontal scanning output transformer.

MULTI-COLORED RECORDS


Translucent plastic phonograph records in a variety of eye-catching colors are being made available by *RCA Victor* as a feature of its new 45 r.p.m. music reproduction system.

The color index was revealed as ruby red for classical records, midnight blue for semi-classical, jet-black for popular, lemon-drop yellow for children's, sky-blue for International, grass-green for Western, and cerise for folk music. All single records will be packaged in transparent cellophane envelopes.

The color selections resulted from a study headed by John Vassos, nationally known industrial designer. The basic objective was to make available records as pleasing to the eye as the ear, and the colors represent, in each classification, the psychological and aesthetic connotation of the type of music represented.

SWEEP SIGNAL GENERATOR

Transvision, Inc., 385 North Ave., New Rochelle, N. Y., is offering a new




sweep signal generator, Model No. SG, for television and FM.

Among the features of this model are complete frequency coverage from 0 to 227 mc. with no band switching, a sweep width from 0 to 12 mc., continuously variable, and it has an accurately calibrated built-in marker generator. The power consumption is 35 watts at 115 volts, and the power supply required is 105 to 125 volts, 60 cycles.

HOW TO SOLVE TV RECEPTION PROBLEMS

IN LOCAL AREAS



New Jerrold In-Tenna is the indoor television antenna with outdoor antenna gain. The newest type adjustable dipole antenna is combined with a high gain, wide band preamplifier. This is the first indoor antenna that not only AMPLIFIES incoming signals, but will ELIMINATE (or greatly reduce) all types of INTERFERENCE and GHOSTS. It is the perfect answer for local TV and FM antenna installations. See it at your radio wholesaler or parts jobber. Or write to us for information. List, \$12.50.

IN FRINGE AREAS



Jerrold Model TV-FM Booster has a gain of 20 to 30 times over the complete 6 megacycle bandwidth for all TV channels—plus the FM band. Sight and sound tune together to bring in the clearest possible picture. All kinds of interference, as well as ghosts, are either greatly reduced or completely eliminated. See the Jerrold TV-FM Booster at your radio wholesaler or parts jobber. Or write to us for information. List, \$37.50.

JERROLD ELECTRONICS CORP.
CITY CENTRE BUILDING
121 N. BROAD ST. PHILA. 7, PA.

AC CURRENT
Anywhere!

ATR

STANDARD AND HEAVY DUTY INVERTERS



For Inverting D. C. to A. C.

Specially Designed for operating A. C. Radios, Television Sets, Amplifiers, Address Systems, and Radio Test Equipment from D. C. Voltages in Vehicles, Ships, Trains, Planes and in D. C. Districts.



AUTO RADIO VIBRATORS

A Complete Line of Vibrators . . .
Designed for Use in Standard Vibrator-Operated Auto Radio Receivers. Built with Precision Construction, featuring Ceramic Stack Spacers for Longer Lasting Life.


NEW MODELS ✓ NEW DESIGNS
NEW LITERATURE ✓
ATR "A" Battery Eliminator, DC-AC Inverters, Auto Radio Vibrators.
See your jobber or write factory

AMERICAN TELEVISION & RADIO Co.
Quality Products Since 1931
SAINT PAUL 1, MINNESOTA-U. S. A.

The generator is contained in a hamertex finished cabinet, with an overall size of 8 by 10 by 12 inches, weighing 20 lbs. It is available for immediate delivery.

IMAGE DEFINER

Recently introduced on the market is a pigmented plastic filter designed to help provide a clearer television picture, thus reducing eyestrain caused by flickering and other flaws on tele-




vision picture screens. The filter is designed for all of the standard tube sets, and is also available for projection screens.

The manufacturer of the image definer is the *Transmirra Products Corporation*, 1650 Broadway, New York 19, N. Y.

SLIDE RULE ANTENNA

A portable TV-FM antenna, less than 4½ inches in diameter and only 2½ inches high, is being introduced by *The Radio Craftsmen, Inc.*, 1341 S. Michigan, Chicago, Ill. By means of a simple push-button control, its two antenna arms may be retracted within a small housing when not in use.

The "slide rule" antenna derives its name from the feature by which one arm of the folded dipole is calibrated



in TV channel numbers as well as the entire FM band. It is designed also to operate on proposed ultra-high-frequency TV bands.

TELEVISION CONDENSERS

Intended specifically for television receivers and cathode-ray equipment, a new series of high-voltage paper dielectric condensers, oil-impregnated and encased in molded phenolic housings is now available from *Sprague Products Co.*, North Adams, Mass.

They are known as the *Sprague* Type TVM Telecaps and are rated at 6000 and 10,000 d.c. working volts. The small size of the 500 μfd., 10,000 volt rating also permits its use as an alternate for "doorknob" type ceramic condensers in some television sets.

ADAPTER KIT

In an announcement to distributors and dealers, the *Webster-Chicago Corporation*, 5610 W. Bloomingdale Ave., Chicago 39, Ill., introduced an adapter kit that will quickly convert its dual speed (33½ and 78 r.p.m.) record changers to include playing of the new 45 r.p.m. disc.


The kit, No. RM-45, consists of a small drive bushing which can be fitted on the 33½ r.p.m. drive sleeve of any *Webster-Chicago* dual-speed record changer, and a spindle spacer which takes up the center 1½ inch holes.

SELF-CONTAINED TEST UNIT

The *Jackson* Model TVG-1 television generator is a self-contained test instrument, requiring only the addition of a cathode-ray oscilloscope for visual alignment of television or FM radios.

This signal generator provides a complete range of frequencies for the alignment of r.f., oscillator, i.f., and trap circuits. Any cathode-ray oscilloscope capable of showing a 60-cycle sine wave may be used.

Complete instructions on this model




are provided by the manufacturer. *The Jackson Electrical Instrument Co.*, 18 South Patterson Boulevard, Dayton 1, Ohio.

PLAYER ATTACHMENT

American Microphone Company has developed a new LP record player attachment which fits all types of existing record players, manual or automatic, without requiring installation. This conversion unit will make it possible for millions of record player owners to use their present record players for the new LP records.

The unit consists of a microweight crystal pickup attached to a double disc turntable which is placed on the record player turntable spindle. A ball-bearing, noiseless friction-drive between the two discs reduces the speed of the converter turntable to the slow 33½ r.p.m. speed required for the LP records. The pickup tone arm is adjustable to any turntable height and contains a switch which automatically
(Continued on page 90)

RADIO & TELEVISION NEWS



WHO BUT McGEE COULD DO THIS! HALLICRAFTERS S-56 FM/AM CHASSIS ONLY \$59.50

REGULAR \$110.00 VALUE • 11-TUBES HIGH FIDELITY AUTOMATIC FREQUENCY CONTROL • PUSH PULL AUDIO • PHONO INPUT • TONE SELECTOR • WE HAVE 'EM

11-TUBE FM/AM Model 5-56—\$59.50 8-TUBE FM/AM Model 5-59—\$39.95 **ORDER NOW**

Model S-59 Hallicrafter, high fidelity, 8 tube FM-AM radio chassis, for custom installations. Size 12 1/2 x 7 1/2 x 9. An excellently engineered chassis for radio sets of the \$300.00 class. Receives broadcast 540 to 1700 KC and FM, 88 to 108MC. Accurately calibrated slide rule dial. Variable tone control. Frequency response 60 to 14,000 CPS. Push-pull 6K6 Audio system. Output transformer matches 500 ohm line. A terrific value at only \$39.95. Priced complete with tubes, but less speaker. Brand new factory cartoned. Weight 16 lbs. Net \$39.95. Line to voice coil matching transformer \$2.50 extra. Price complete, S-59. Line transformer, our CN-12X, 12" Coaxial PM speaker; all for the scoop price of \$49.95.

MODEL S-56 HALLICRAFTERS, high fidelity, 11 tube AM-FM radio receiver chassis for 1700 kc and FM 88 to 108 mc. Automatic frequency control of FM, holds the receiver in perfect tune. Phono connection on rear of chassis. Full range tone control with base boost. Push-pull 6K6 tubes in audio system. Frequency response essentially flat, from 50 to 14,000 CPS. Wide vision accurately calibrated slide rule dial, with pre-selection on broadcast band. Output transformer matches 500 ohm line. 4 antenna terminals: two for AM and two for FM. This is the finest type home radio that we know of today. Better get your order in early. Designed to be used in commercial radios selling in the \$400.00 to \$600.00 class. The regular dealers net on this chassis is \$110.00. However, a lucky purchase enables us to offer these brand new, factory cartoned S-56 Hallicrafter chassis complete with tubes and operation instructions, at only \$59.50, less speaker. Speaker matching trans. 500 ohm to voice coil \$2.50 extra. Weight 25 lbs. Buy your S-56's with a coaxial PM speaker. Pick your combination from the prices listed below.

S-56 Hallicrafter AM-FM Chassis, with tubes, 500 ohm line to speakers; matching transformer. High fidelity Alnico V PM Speaker, equipped with University Lab. high frequency Coaxial adapter. This combination gives augmented and an extended high frequency response. All for only... **\$71.95**

S-56 Hallicrafter AM-FM Chassis, with tubes, 500 ohm line to line matching transformer and 15" King Coax PM Speaker; model 5-15X. This is an ideal combination for the recreation room, having both heavy base and excellent high frequency response. All for the price of... **\$81.95**

S-56 Hallicrafter AM-FM Chassis, with tubes, 500 ohm line to line matching transformer and our 15" Jensen. 15" Coaxial PM Speaker. All for... **\$83.50**

S-56 Hallicrafter AM-FM Chassis, with tubes and line matching transformer and 15" Jensen. 15" Coaxial PM speaker. All for... **\$84.95**

1948 MODEL—MIKE-BROADCASTER ONLY \$7.95

4-TUBES
Broadcasts 800 to 1500 KC from either phono-graph pick-up or a crystal or dynamic mike. Makes any radio receiver a P.A. system, record player or recording amplifier. Broadcast quality. Has fader control from mike to record, simulating a regular broadcast station. This is a powerful model using 2-3B5, 12SL7 and 35W4. Priced with tubes and connecting instructions. Work on 110 volts AC-DC crystal set stand \$4.95 extra. Model DE-5 truly a deluxe mike-phonograph oscillator. Weight 4 lbs.



DE-2X Phonograph Oscillator. Broadcasts from 800 to 1500 KC from any crystal pick-ups. A new, powerful circuit has variable gain control. Priced complete with 2 tubes and connecting instructions. Weight 2 lbs. Net... **\$3.95**

SUPERHET BROADCAST TUNER \$7.95

Broadcast superhet tuner for connection to any phono amplifier or P. A. system. Built on a small compact chassis with dial plate and tuning knob furnished. Requires only 2 tubes and connections to amplifier. Uses three miniature tubes. Loop antenna included. Specify when ordering, whether tuner is to be used on AC-DC or AC type amplifier. If you don't specify we will ship our AC type amplifier. Weight 3 lbs. Stock No. PAT-3. Net price... **\$7.95**

8-WATT AMPLIFIER WITH P.P. 50B5 \$9.95

4 tube, plus rectifier, AC-DC amplifier. Push-pull 50B5 output tubes, with 12SL7 (gain for mike or crystal) and 12SL7 (gain for conventional crystal pick-up). This is a very small audio amplifier, with tone and fader control, plus inverse feedback. Furnished wired and complete with tubes. 8 watts output. Ready to play. Weight 6 lbs. Model TM-5. Net price... **\$9.95**
Crystal mike and desk stand \$4.95 extra. 8" PM speaker \$2.95 extra. G.E. variable reluctance pick-up cartridge \$5.85 extra.

SAVE 1/2 CARTRIDGES—ARMS

Astatic MLP-1 cartridge used in Webster Chicago and many other original equipment changers, with needles, \$1.49.
Astatic MLP-2 improvement over the MLP-1. Has quiet type QT needle, no surface noise. Scoop price, \$1.95.
Standard L-40, L-26, cartridges, old standbys, thousands in use. Complete with rest clip. Each, \$1.79; 10 for \$15.00.
Astatic L-70, L-75, cartridges or equal. Each, \$1.79; 10 for \$15.00.
Astatic L-72A or equal 3 1/2 volt output, used in one lung record players, etc. Also where tone networks are used, \$1.79; 10 for \$15.00.
Shure 1-volt cart. Light weight, \$1.79; 10 for \$15.00.
NJ-Nylon cartridge with permanent, but changeable needle, \$3.29.
RCA magic-tone cart. with permanent sapphire needle. Modernization kit replaces 95% of old cartridges in RCA radio phonographs, built during 1938 and later. A bare instruction book included. A scoop at only \$1.95.
Astatic QT 3-M cartridge with silent needle response. 10,000 TRS. Reg. \$8.40 List. Scoop price, \$3.29.
Complete arm with 3 1/2 V. cartridge, \$2.29.
Complete arm with 1 V. cartridge, \$2.29.
L.P. micro-groove arm with needle, \$3.95.
Shure TN305 or T0305 Cartridges with needle... **\$2.49**
Astatic LTM Cartridge with needle. Scoop price... **\$2.49**
Standard Plastic Arm with 3 1/2 Volt Cartridge and mounting hardware \$1.95



NATIONALLY ADVERTISED 15-INCH P.M. SPEAKER 6 LB. MAGNET

REGULAR \$55.00 LIST. **\$26.95** SALE PRICE

A 15 PM. A fine 15 Inch Permanent Magnet Speaker. Heralded by some connoisseurs of fine musical reproduction as the world's finest speaker. Brand new original cartons. 6 Pound Alnico 3 Magnet. 1 1/2 Inch 8 Ohm Voice Coil. One Piece molded cone made by Jensen. A regular \$55.00 list price for only \$26.95. Two for \$50.00. Weight 22 lbs.

NATIONALLY ADVERTISED COND. SAVE 1/2

DEALERS! STOCK UP NOW ON THESE FRESH COND. BUY 100 ASSORTED ELECTROLYTICS AND TAKE 10% OFF.

ELECTROLYTICS UPRIGHT ALUMINUM CANS

Save half on these genuine aluminum can upright screw mounting. Fresh Stock. One year guarantee.

RS213	8 mfd. 450V. 1 x2 1/2"	\$.49
RS215	12 mfd. 450V. 1 x2 1/2"	\$.54
RS223	30 mfd. 450V. 1 1/2 x3"	\$.59
RS262	8x8 mfd. 450V. 1 1/2 x3 1/2"	\$.59

ELECTROLYTICS EVERY DAY REPLACEMENTS

Type TCS Aluminum tubes with paper insulating tubes. Separate sections with lugs. Buy a good supply of these at over half off. Fresh stock. One year guarantee.

TCS45	20x20 mfd. 150V. 1x2 1/2"	\$.39
TCS48	40x40 mfd. 150V. 1x2 1/2"	\$.44
TCS48	40x40 mfd. 150V. 1x2 1/2"	\$.49
TCS52	10x10 mfd. 250V. 1x2 1/2"	\$.29
TCS55	20x20 mfd. 250V. 1x2 1/2"	\$.34
TCS75	8x8 mfd. 450V. 1x2 1/2"	\$.49
TCS74	15x15 mfd. 450V. 1x2 1/2"	\$.59
TCS75	20x20 mfd. 450V. 1x3 1/2"	\$.65

NATIONALLY FAMOUS 600 VOLT TUBULARS

All latest production 600 volt tubulars branded by their makers as type T.P. Buy 100 assorted for only \$6.95—8 cents each in smaller quantities. .01, .06, .02, .004, .006, .008.

1600 volt rated for the tough job or auto buffers. .002, .02, .04, .05, 15c each; 10 for \$1.29.

Type TCD Dual with Common Neg. and 3" Leads.

TCD55	20x20 mfd. 250V. 1x2"	\$.34
TCD52	10x10 mfd. 250V. 1x2"	\$.29
TCD65	20x20 mfd. 350V. 1x3"	\$.34

ST, 2N, 3S, 4S, Cardboard Tubes, Mallory Built, with metal tabs for vertically or angled screw mounting. Fresh Stock. One year guarantee.

ST595	8 mfd. 450V. 1 1/2 x2 1/2"	\$.29
ST597	16 mfd. 450V. 1x2 1/2"	\$.39
ST598	20 mfd. 450V. 1x2 1/2"	\$.44
ST599	30 mfd. 450V. 1x3 1/2"	\$.49
2N509	20x20 mfd. 150V. 1 1/2 x2 1/2"	\$.49
2N518	8x8 mfd. 450V. 1x2 1/2"	\$.49
2S556	30x30 mfd. 150V. 1x2 1/2"	\$.44
3N533	30x30 mfd. 150V. 20x25V.	\$.54
3S579	8x8 mfd. 450V. 20x25V.	\$.54
3S584	8x8x3 mfd. 450V. 1 1/2 x2 1/2"	\$.69
4S718	8x8 mfd. 450V. 10x10" 25V. 1 1/2 x2 1/2"	\$.59

POPULAR F.P. FOR EXACT REPLACEMENT SAVE OVER 1/2

Popular FP electrolytics twist mounting in aluminum cans. All guaranteed one year. Only name brands shipped. Order 100 assorted and take 10% off.

40 mfd. 25 Volt	\$.19
25x25 mfd. 50 Volt	\$.19
40 mfd. 25 Volt	\$.24
40x20 150 Volt	\$.29
40x40 150V. 25x50 Volt	\$.39
80x150 Volt	\$.49
10x40x20 150 Volt	\$.49
10 mfd. 450 Volt	\$.29
20x350V. 10x300V. 25x25V.	\$.39
30 mfd. 450V. 20x25V.	\$.39
24x16 mfd. 350V.	\$.39
16x10 mfd. 350V.	\$.39
30 mfd. 450 Volt	\$.39
30 mfd. 450 Volt	\$.49
10x10 450 Volt	\$.44
20x20 450 Volt	\$.49
40x40 450 Volt	\$.59
15x15 450 Volt	\$.54
30 mfd. 450 Volt	\$.49
20x10 350 Volt	\$.39
30x15 350 Volt	\$.49

SOLAR WET ELECTROLYTICS

Genuine Solar Screw Mounting Wet Electrolytics. Latest 1948 production. Use Solar wets when you want a filter for those tough jobs.

8 mfd. 500 Volt wet. Solar	\$.087
16 mfd. 500 Volt wet. Solar	\$.123
20 mfd. 500 Volt wet. Solar	\$.130
8 mfd. 450 Volt wet. Solar	\$.132
16 mfd. 600 Volt wet. Solar	\$.182

TELEVISION SALVAGE SCOOP! \$2.95

Television Receiver Salvage Scoop. A large manufacturer's made engineering change which caused throwout of the T.V. partially built-up chassis. We do not recommend completing this, but for salvage it's a dream. Size 12x17". It has 17 Octal Sockets, 2 P.P. Filter Condensers, and over 150 small ceramic condensers, resistors, and molded condensers. It certainly is a terrific buy at only \$2.95, include postage for 12 lbs. St. No. 17FX.

AUTO PILOT. \$1.00

CIT—Auto pilot amplifier salvage scoop. Has 6 high resistance relays. Weight 13 lbs. Scoop price \$1.00 each.

USED BC-458 WITH TUBES \$2.95

Brand new BC-458 5.3 to 7.1 mc Transmitter, with tubes... **\$5.95**
Used modulator BC-458, with tubes & dynamotor. Weight 18 lbs... **\$2.95**
Antenna current meter for BC 458 command transmitter, each... **\$1.99**
AEC-4 Transmitter-receiver, used in good condition, with tubes, Wt. 30 lbs... **\$12.95**
APN-1 Transceiver only, with tubes, good condition. Weight 23 lbs... **\$9.95**
HS-30 Army "plug-in your ears" headphones, with 8000 ohm trans., very tiny. Scoop price... **\$1.79**
SCR-518 Radio Altimeter. New Factory Cartoned Weight 140 lbs... **\$24.95**
BC-733-D Localizer receiver, with 10 tubes, good condition. Wt. 20 lbs... **\$6.95**
APR-15 Radar Range Scoop with 45 tubes 7-6L6, etc. 5" Scope Tube with electro-magnetic deflection. Weight 65 lbs. Scoop price... **\$29.95**

CRESCENT DELUXE CHANGER ONLY \$14.95


Model 350A Crescent Deluxe 78 RPM Automatic Changer with shure cartridge. Base size 11 1/2 x 13 1/2". Deep maroon finish. Weight 18 lbs. Scoop price... **\$14.95**
Aero 78 RPM Automatic Changer with Q. T. Cartridge and permanent needle. Base size 12 1/2 x 13". Scoop price... **\$12.95**
Two for... **\$24.95**
VM-800 78 RPM Automatic Changer. Base size 3 1/2 x 14". A wonderful buy at \$12.95. Two for... **\$24.95**
Farnsworth 78 RPM 2-Post Automatic Changer with new variable reluctance cartridge. Net... **\$19.95**
VM-400 78 RPM Automatic Changer. Intermixes 10" and 12" records. Space required 12 1/2 x 13". A Scoop at only \$19.95.
Triple Post 78 RPM Seaburg Automatic Changer. Super construction. Intermixes 10" and 12" records. Base size 14 1/2 x 14 1/2". Scoop price... **\$29.95**
General Instrument 78 RPM Automatic Changer. A fine small changer. Base size 10 1/2 x 12". Net... **\$14.95**
Itherette made it fit bases for any of the above changers \$1.95 each.

WEBSTER CHICAGO DUAL SPEED CHANGERS MODEL 256 \$31.53

World famous Webster Chicago model 256 dual speed automatic record changer for the regular 78RPM records or the new microgroove new pick-up with needles mounted in tandem for flip of the wrist change. Base size 14 1/2 x 14 1/2". This is the famous micro-groove mode. Weight 18 lbs. Net... **\$31.53**
Webster model 246 dual speed automatic changer is a fine changer at a lower price and also requires less space. Weight 13 lbs. Net... **\$28.36**

McGEE RADIO COMPANY Order from This Ad. Prices F.O.B. K.C. 25% Deposit with C.O.D. Orders include Postage with full remittance. **SEND 25% DEPOSIT—BALANCE C.O.D. 1225 McGEE ST., KANSAS CITY, MISSOURI**

BUY A 12 INCH "COAXIAL" P.M. SPEAKER AT MCGEE FOR \$10.95



12 INCH COAXIAL MODEL CN-12X \$10.95

Designed by one of America's finest speaker builders. Made for FM high fidelity radios, record players and P. A. systems. This speaker is incorporated in radios selling in the \$500.00 bracket. It has an especially designed 12" 4.64 oz. Alnico V magnet, PM for the low range and a coaxially built-in 3" Alnico V tweeter. The high pass filter is concealed under the top cover. Just hook to any 8 ohm output transformer (will hook in place of any home radio speaker, as most speakers have an 8 ohm voice coil). Only 2 wires to connect, will handle 18 watts peak. Frequency response: 50 to 17,000 CPS. This coaxial PM speaker should sell for \$35.00. Why buy an ordinary speaker, when we offer you the speaker of the future, for only \$10.95? Stock No. CN-12X. Weight 8 lbs. \$10.95, 2 for \$20.95

DELUXE 12 INCH COAXIAL MODEL CR-13X \$12.95

A regular \$37.50 list speaker. The same basic design as the model CN-12X, described above, but furnished with 6.8 oz. magnet in the 12" woofer. Frequency response, 40 to 17,000 CPS. Has more mellow tone than CN-12X. Weight 9 lbs. Model CR-13X. \$12.95, 2 for \$24.95

5 NATIONALLY KNOWN 12" P.M. SPEAKERS ONLY \$22.50

- Nationally known 12" 6.8 oz. Alnico V PM with 1 1/2" with 8 ohm voice coil. Will take 15 watts. Grey finish. Our leading 12" speaker. Stock No. CH-12. Net \$4.95. 5 for \$22.50
- 12" 7 Oz. Mag. Will Take 20 Watts \$8.95
- Super heavy duty 12" 12 1/2 oz. Alnico V magnet PM with 1 1/2" with 8 ohm voice coil. This speaker is equal to 60 oz. of old type magnet. Will take 25 watt peak. Stock No. CH-13. \$8.95. Two for \$17.00

MCGEE HAS THE SPEAKERS

Following speakers listed are latest production No-Factory throwouts made by the largest factory who furnish the original equipment to America's biggest Radio Factory. Every speaker guaranteed.

- 3" PM 1 Oz. Alnico 5 Magnet. \$0.99
- 4" PM 1 1/2 Oz. Alnico 5 Magnet. 1.19
- 5" PM 1 1/2 Oz. Alnico 5 Magnet. .99
- 5" PM 1 1/2 Oz. Alnico 5 Magnet. 1.19
- 6" PM 1.15 Oz. Aln. 5 Mag. Square 1.98
- 6" PM 2.15 Oz. Aln. 5 Mag. Square 2.49
- 6" PM 3.16 Oz. Aln. 5 Mag. Square 2.98
- 6 1/2" PM 1.5 Oz. Aln. 5 Mag. Round 1.49
- 6 1/2" PM 2.5 Oz. Aln. 5 Mag. Round 1.49
- 6 1/2" PM 3.16 Oz. Alnico 5 Magnet. 2.98
- 6 1/2" PM 4.16 Oz. Alnico 5 Magnet. 2.98
- 7" PM 3.16 Oz. Alnico 5 Magnet. 2.98
- 8" PM 3.16 Oz. Alnico 5 Magnet. 2.98
- 8 1/2" PM 4.64 Oz. Alnico 5 Magnet. 3.98

Hot Buys in PM's - With Trans.

- 4" PM 1 Oz. Aln. 5 2500 Ohm Trans. \$1.49
- 4" PM 1 Oz. Aln. 5 10M Ohm Trans. 1.49
- 3" PM 1 Oz. Aln. 5 2500 Ohm Trans. 1.69
- 3" PM 1 Oz. Aln. 5 10M Ohm Trans. 1.69
- 5 1/2" PM 1 Oz. Aln. 5 2500 Ohm Trans. 1.89
- 6" PM 1.5 Oz. Aln. 5 2500 Ohm Trans. 1.99
- 6" PM 1.5 Oz. Aln. 5 7000 Ohm Trans. 1.99
- 6" PM 2.15 Oz. Aln. 5 7000 Ohm Trans. 2.49
- 6" PM 3.16 Oz. Aln. 5 10M Ohm Trans. 2.98

Hot Buys in Field Spkrs. With Trans.

- 5" 450 Ohm with 2500 Ohm Trans. \$1.98
- 5" 450 Ohm with 7000 Ohm Trans. 1.98
- 6" 500 Ohm with 7000 Ohm Trans. 2.98
- 8" 450 Ohm with 7000 Ohm Trans. 2.98
- 10" 1000 Ohm, Less Trans. 2.98
- 12" 450 Ohm RCA, Less Trans. 4.98
- 12" 1000 Ohm Magnavox, Less Trans. 4.98

Famous Magnavox Speakers

- 6" Auto Speaker-4 Ohm. \$2.49
- 6" Auto Speaker-4 Ohm. 2.98
- 8" Auto Speaker-4 Ohm. 2.98
- 8" 8 Oz. Alnico 3 PM. 2.98
- 8" 12 Oz. Alnico 3 PM. 2.98
- 10" 21 Oz. Alnico 3 PM. 4.98
- 12" 21 Oz. Alnico 3 PM. 5.98

Save Up To 50% On Cinaudagraph Field Coil Speakers

Regular Dealers Stock of field type Cinaudagraph Replacement speakers. Brand new, individually cartoned. Don't pass up this value.

- 3" 450 Ohm Field Cinaudagraph \$1.79
- 4" 4 Ohm Field (Auto) Cinaudagraph 1.79
- 4" 450 Ohm Field Cinaudagraph 1.79
- 5" 4 Ohm Field (Auto) Cinaudagraph 1.79
- 6" 450 Ohm Field Cinaudagraph 1.99
- 6" 1000 Ohm Field Cinaudagraph. 1.99
- 8" 1000 Ohm Field Cinaudagraph. 2.49

HOT ITEM—AUTO SPEAKERS

- MAGNAVOX UTAH
- 6" Square 4 OHM \$1.49
- 6" Round 4 OHM 1.49
- 6 1/2" Auto Speaker 4 OHM 1.98
- 7" Motorola-Philco 2.49
- 8" Motorola-Philco 2.49

15" Theatre Twin Speaker \$26.95

Our sound laboratory has assembled this fine speaker combination. A super heavy duty 15" woofer with 12" Alnico V PM and a University Laboratories trumpet type high frequency tweeter. Ready cut plywood baffle and cut to fit grill cloth are furnished. All you do is bolt the speaker to the baffle and connect in the 4" 15" speaker terminals. This combination will take 35 Watts of audio and frequency response 40 to 10,000 cps. A speaker combination of theatre quality. Stock No. BW-3L. Net Price \$26.95

BASS REFLEX SPEAKER BAFFLE \$24.95

6 Cubic Foot Utility Bass Reflex Speaker Baffle. Size 22x22x16. Heavy construction with curved pleating for reduction of standing wave production. Finish is an attractive brown wrinkle paint. Chrome front trim. Specify when ordering whether for use with a 12" or 15" Speaker. Weight 40 lbs. This is an ideal baffle for our deluxe Coaxial model CN-13X. Baffle Stock No. NA-12. Net \$24.95. CN-13X 12" Coaxial PM Speaker and NA-12 Baffle both for \$34.95. You will be pleased with the fine tone of this combination.

BRAND NEW 1949 PRODUCTION

15 INCH PERMANENT MAGNET SCOOP OF ALL TIMES NEW MOLDED CONE

Pre-War or Post-War, you never bought a speaker like this for such a scoop price. Made by a nationally known builder of fine speakers. A full 5 1/2" 1 1/2" oz. Alnico V magnet speaker of juke box quality. Has standard 8 ohm voice coil. Will take up to 18 watts average or 25 watts peak. Here is a speaker that will bring out those low notes. Latest 1948 production; not line throw-outs. Every speaker is guaranteed new and perfect. We may not be able to continue this offer for long, so place your order now, Stock No. 15-LS. INCLUDE POSTAGE. Wt. 11 lbs. A \$35.00 value for only \$9.95

15" DELUXE 50 WATT P.M. SPEAKER \$16.95

Model 15-LS. 15" 2 1/2" oz. Alnico V Magnet PM Speaker. Will take 35 watts with ease. Thousands of dollars were spent in building the fine tools to produce this speaker. The 8 ohm voice coil is 1 1/2" in diameter and has been heat treated and plastic coated. Constructed to eliminate loose voice coils, wires and warping. Made by a renowned builder of fine speakers. Truly the King of juke box speakers. Weight 18 lbs. Net Price \$16.95, 2 for \$32.95

50 WATT 12 INCH SUPER HEAVY DUTY P.M. \$14.95

Model A-50-12". 50 watt super heavy duty permanent magnet speaker. Has 1 1/2" 8 ohm treated voice coil and one piece molded cone. Heavy half inch machined pot, with bolt secured 21 oz. Alnico V magnet. Frame is of heavy construction with metal pot cover. Finished in silver enamel. This speaker is the best value possible today. Efficiency is two to three times that of ordinary speakers. Especially recommended for all public address systems and high quality home audio systems. Will handle 35 watts with ease and 50 watts peak or short lengths of time. Its retail value is \$50.00. But, by our large purchase, we are able to offer it to you for only \$14.95. Do not confuse this speaker with surplus merchandise. This is the latest production. Model A-50. Weight 15 lbs. Net \$14.95, 2 for \$29.00

100 RADIO TUBES \$29.95

250.00 Tubes for fast sale. Tremendous value. Tubes up to \$3.00 list. 100 Cartoned and branded Hyvac Miniature Tubes for \$29.95. Over a million sold. Guaranteed full replacement, 34c Each in smaller quantities.

- | | | | | |
|------|-------|-------|------|-------|
| 1R5J | 12A6E | 12AX7 | 6AU6 | 6BF6I |
| 1T4 | 12BE6 | 19T8 | 6B6E | 6AU7 |
| 1U5 | 35W4 | 12AU6 | 6BA6 | 6AJ5 |
| 3A4 | 50B5 | 12BF6 | 6BE6 | 6SU7 |
| 155 | 35B5 | 117Z3 | 6AT6 | 6AQ6 |
| 3V4 | 12A7 | 6AG6 | 6C4 | |
| 304 | 6AU7 | 6BH6 | 6AL5 | |
| 354 | 12BA7 | 6X4 | 6AQ5 | |

Popular GT Tubes, individually cartoned and branded Hyvacs. \$35.00 per hundred. 39c Each in smaller quantities.

- | | | | | |
|------|------|------|-------|-------|
| 6V6 | 6X5 | 6SK7 | 12SF7 | 12SN7 |
| 6SN7 | 6SD7 | 6SQ7 | 6S17 | 6S17F |
| 6V3 | 6V2 | 6V7 | 6S17 | 6S17 |
| 6P5 | 6K7 | 70L7 | 12J7 | 35Z5 |
| 12A8 | 5Y3 | 1B4 | 6SF5 | |
| 658 | 6K6 | 12K8 | 80 | |
| 12S8 | 6SA7 | 12A6 | | |

STANDARD BRAND TUBES

- | CARTONED | | AND UNCARTONED | | 49c | |
|----------|------|----------------|---------|---------|---------|
| 12AH7 | 6J5 | 6S7J | 12BE6 | 155 | 7N7 |
| 27 | 6K7 | 6SK7 | 12H6 | 7B6 | 35Z5 GT |
| 26 | 9001 | 6SL7 | 12J5 GT | 7A7 | 35W4 |
| 78 | 9002 | 6SG7 | 7H7 | 6R7 | 50B5 |
| 76 | 9003 | 6H7 | 7C7 | 6I7 | 25Z5 |
| 354 | 625 | 7E5 | 32S7 | 7Z4 | 25Z6 |
| 5U4G | 65A7 | 7E7 | 12S7 | 12SQ7 | 6D6 |
| 5Y3G | 1407 | 6SR7 | 12S7J | 12SR7 | 6C6 |
| 6AC7 | 14B6 | 6V6 GT | 12S7 | 50L6 | 6J7 |
| 35Y4 | 65C7 | 6X5 GT | 12L7 | 12K7 KT | 14R7 |
| 14A7 | 65F7 | 6A7 | 12G7 | 25L6 GT | 7C5 |
| 6C5 | 65Q7 | 12AT6 | 1T4 | 35L6 GT | 7Z4 |
| 6H6 | 65H7 | 12BA6 | 1R5 | 12BD6 | 33 |
| | | | | 6F5 GT | 1J6 |

NAME BRAND 1 1/2 VOLT LOGTALS, ETC.

- 1LN5 1LD5 1LH4 1LC6 1LA4 1LB4 69c 10 for \$6.50
- 1LC5 1LG5 3LF4 1LE3 1L64
- 1A7 1H5 1A5 1N5 3Q5 1T5
- 1Q5 1P5 1S5 1C4 1G6 117Z6 69c 10 for \$6.50
- 32A 69c Each, 100 for \$59.50.
- 0545 50A5 69c Each.

McGRADE \$11.95

McGrade Intercom, Master and sub-station, housed in small matching walnut plastic cabinets. 5 1/2x7x3 1/2 inches. Sloping front for desk or wall installations. Furnished with 50 feet of inter-connecting wire. Sub-station may be used up to 1000 feet from master station. These units are new and factory cartoned. Complete with tubes. Made to retail at \$29.95. A lucky purchase enables us to offer these to you for only \$11.95. Include postage for 8 lbs. Stock No. MG-28.

RCA COIN RADIO \$39.95

Brand New RCA 6-Tube Coin Operated Radio. The popular model of which thousands are now in use. 25c Coin Slot set for 1 Hour play. Sample order \$39.95. Phone Victor 9045 for quantity prices.

15 INCH SUPER HEAVY DUTY COAXIAL P. M. SPEAKER \$24.95

"IT WOOF AS IT TWEETS"

The King Coax. A 21.5 oz. 15 inch Alnico V PM speaker with a built-in high frequency tweeter. Will respond to from 50 to 12,000 cycles. This is a ruggedly built speaker with a convoluted one piece molded cone. Built-in high pass filter. Just hook to any 8 ohm output. Built by the maker of our ever popular 12 inch coax model CN-12X. This speaker has a retail list of over \$60.00. We offer you our 5-15X 15 inch coax for only \$24.95. Weight 22 lbs.

OUTPUT TRANSFORMER HIGH FIDELITY 20-20,000 C.P.S. SCOOP PRICE

\$6.95 EACH

Why pay \$20.00 or \$30.00 for an output transformer of low quality and high fidelity output transformer. Designed to match push-pull plates (2-6L6, 2-6V6, or 2-6AQ5) class AB, to 4-8-15-250 and 500 ohm; with 100% feedback winding. Housed in compound filed case. 3 1/2x4 1/2x3 1/2. Actual net weight, 6 lbs. If you want the best quality from your audio system, order this transformer. Response essentially flat from 20 to 20,000 cycles. We have tried several high fidelity outputs in our lab and find this to be the best value. Even though your amplifier only puts out 10 or 15 watts, this 34 watt job is what you should have. Connecting instructions are furnished. Stock No. A-403, shipping weight 8 lbs. Net price \$6.95

\$100 Value Wire Recorder Complete Only \$69.50

Makes and plays back through its own amplifier and speaker a 1 hour, 30 minute, 15 minute, or 10 minute Wire Recording. Made to retail for \$100.00 by Air King, but we offer it to you at a special price. Complete with blue leatherette carrying case, weight of 24 lbs. 1 hour spools of wire \$3.25, 30 minute spools for \$1.95, 15 minute spools \$1.30. Complete ready to operate. Stock No. A-723. \$69.50. Deluxe Model Air King Model A-750. Similar to above. Only heavier construction and records directly from 78 RPM phono records or mix to wire. weight 35 lbs. Net \$92.50

Our Leader Magnetic Tape Recorder \$250 List—Net \$149.50

Magnetic tape recorder of nationally known manufacturer, complete ready to operate. Has AC transformer type amplifier for recording and playback. Housed in an attractive leatherette carrying case with micro-stand magnetic tape. Made to sell for \$250.00 list. McGee's scoop price \$149.50. Catalog sent on request.

GENERAL ELECTRIC AND WEBSTER VARIABLE RELUCTANCE

New Webster cartridge with removable permanent needle. Response is second to none. Offered with pre-amplifier (68C7) ready wired and tested. A scoop at \$5.95 complete.

Webster MI-VR cartridge only, net. \$4.41
New General Electric V. R. cartridge, net. \$5.85
New General Electric V. R. cartridge (IPX-041) for micro-groove records. Net \$5.85
Our 68C7 type pre-amplifier with micro-stand. Net \$5.95
IPX-040 or IPX-041 cartridge. Net. \$7.95

G.I. RM-4 \$5.95

General Industries RM-4 heavy duty phono motor with T.T. 78 RPM. Scoop price \$5.95. Delux quality 78 RPM phono motor with T.T. Dual speed phono 33 1/3 or 78 RPM. \$11.00 list, scoop price \$4.95

REPLACEMENT MOTOR \$1.29

Scoop-Replacement phono motor fits 90% of all changers. A scoop at only \$1.29 ea.

PORTABLE WIRE RECORDER AND 12-WATT P.A. SYSTEM \$69.95

RECORD ON WIRE FROM MIKE OR RECORDS

Has a ready wired and tested 5-Tube, 12 Watt AC-Type Wire Recording and play back amplifier. Push-Pull 6V6 Output Tubes. Built in eraser circuit. Input for crystal mike or phono pick-up. Diagrams show how you can record on any radio receiver. 3 position switch enables you to quickly change from record to play-back or use as a conventional Public Address System. Here is what you get: Wired and tested 5 Tube recording Amp., attractive portable case, 6" PM Speaker, and Air-King type Wire Recording Mechanism (also plays records). Instructions for mounting amplifier and mechanism in ready cut case. Priced complete with 15 Minute Spool of Wire. 30 Minute Wire. \$1.95. 1 Hr. Wire. \$3.25. Model GN-11X Wire Recorder. \$69.95. Crystal Mike and Desk Stand. \$4.95 extra.

Deluxe Model Wire Recorder GN-12X, same as Model GN-11, but has large case with removable lid, and 10" PM Speaker. Model GN-12X, Net \$79.95.

McGEE RADIO COMPANY

Order from This Ad. Prices F.O.B. K.C. 25% Deposit with C.O.D. Orders. Include Postage with full remittance. SEND 25% DEPOSIT—BALANCE C.O.D. 1225 McGEE ST., KANSAS CITY, MISSOURI

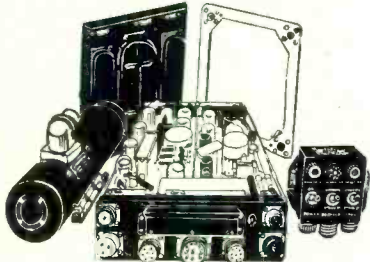
STAHL SLASHES Tube Prices RADIO TUBES

Standard Brands—All Brand New

2C 34/VT 224	\$0.59	6L6	\$0.75	726A	\$14.95
2C 43	7.50	6K6	.59	801A	.39
2C 34	.39	6SA7	.66	807	1.29
2X2	.39	6SH7	.29	815	2.49
3C 24	.39	6SQ7	.59	837	2.49
3C 30	.79	6X5	.59	843	.69
4B 25/6C/6	5.95	15R	.79	8012	1.95
5BP1	1.49	30 Spl.	.19	CK1005 (CZ-1)	.19
5FP7	1.95	531	9.95	1626	.49
6AK5	.79	117A	.79	2051	.95
6AL5	.79	724A/B	4.95	7193	.39
6H6	.59	724B	1.50	9002	.39

TRANSMITTER-RECEIVER

Navy Model ABA-1 (CG-43AAG)
Army Model SCR-515A
Known as the BC-645



450 MC—15 TUBES, Brand New

Can be easily converted for phone or CW 2-way communication. Covering the following bands: 420-450 MC ham band, 450-460MC for fixed or mobile, 460-470MC for citizens, 470-500MC television experimental. Size 10½x13½x4½. Contains 15 tubes: 4-7F7, 4-7H7, 2-7E6, 2-6R6, 2-955, 1-WE-316A door knob.

Here is what you get:


BC-645 with 15 tubes
Dynamotor Keyer Unit.
CW-21AAX
Remote Control Unit.

CG-23ABJ
Instruction Book
COMPLETE \$12.95

NAVY TBY TRANSCEIVER

28 to 80 Megacycles
Frequency equipment.
Types of transmission
MCW, Telegraphy and
Telephony Power out-
put. .5 watts. Comple-
te with tubes, aerial
Head Set, crystal con-
trolled. Microphone, 3
spare tubes and canvas
carrying case. **\$32.50**

Streamlined Aural-Null Aircraft Direction Finder ANTENNA LOOP RCA Model AVA-62A



This Aural-Null Aircraft direction finder, made by RCA, is designed to enable Aural-Null direction finding in aircraft when used with receivers to which they can be adjusted.

Equipment consists of Streamlined Loop assembly, a worm & pinion gear box, two remote control boxes, crank-operated, two lengths of sheathed flexible cable.

The entire equipment is in original sealed carton. Shipping weight, 40 lbs. **\$4.95**
We have a limited quantity. Special

Prompt Delivery—25% deposit required on C.O.D. order. Shipped F.O.B. New York—Write Dept. RN4

MICHAEL STAHL, INC.
39 VESEY ST.
New York 7, N. Y., WO 4-2882

MARS

Station of the Month

The first MARS member in the U. S.—Amateur radio station
W4NGX, licensed to Maj. Griffin L. Davis, Arlington, Virginia.

FIRST to join the new Military Amateur Radio System was a Signal Corps officer, but—of all things—he is in charge of motion picture activities for the Army Pictorial Service. He is Major Griffin L. Davis of Arlington, Virginia.

As proprietor of W4NGX (which will become A4NGX when operating on MARS frequencies), Major Davis was notified just before Christmas that his was the first application for MARS membership to be approved. He had a slight advantage over the field, of course, since his desk and those of the two chiefs of MARS all are in the Pentagon, merely two floors and a couple of blocks apart.

Under various calls, beginning with W5FJM in 1935, Major Davis holds these four certificates: Worked All Continents, Worked All States, Amateur Emergency Corps, and Rag Chewers Club.

In 1942, this first of the Martians received a new call, W200X, and later, in 1946 and 1947, he was licensed and

active as J2AAQ in Tokyo. Last year his license was modified, and he obtained his present call, W4NGX.

Major Davis started his Army career as a private in the Field Artillery in 1932, stationed with the Second Division at Fort Sam Houston, Texas. He served with the division as radio operator, radio chief, communications chief and first sergeant. Then, in 1941, he was appointed a second lieutenant in the Signal Corps and became an instructor at the Signal School, Fort Monmouth, New Jersey. He remained at Fort Monmouth until 1944, when he went overseas.

Going to the Pacific Theater of Operations, Major Davis served with the Signal Section of General MacArthur's GHQ until 1948, when he was assigned to the Office of the Chief Signal Officer. His decorations include the Legion of Merit.

How does he feel about MARS? Says Major Davis: "I deem it a pleasure and a privilege to be the first MARS member."

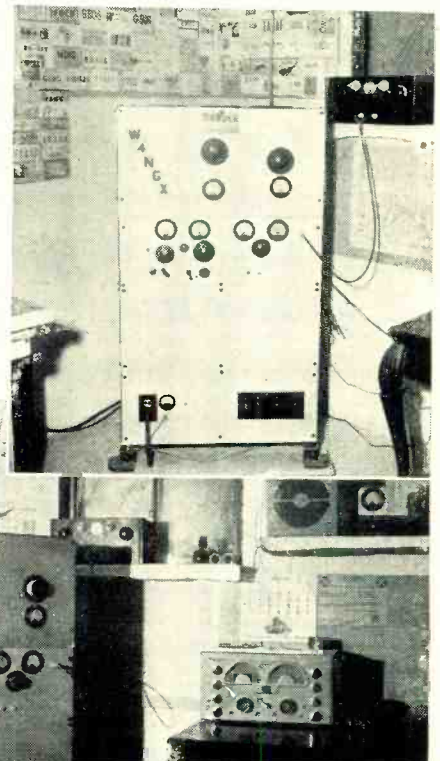
—30—



Major G. L. Davis in QSO. The receiver is a National NC-173.

Top panel of transmitter contains a new (uncompleted) final amplifier using a 250TH. The second panel contains 6AG7 oscillator, 6L6 buffer-doubler, 807 final, and their power supplies. The two lower panels contain a.c. filler, transmitter control, and input power supply for new final. A Universal antenna coupler (on shelf to right of transmitter) connects to Zepp antenna.


Panel view of transmitter which uses a 6AG7 oscillator, 6L6 buffer-doubler, and an 807 final with a 60-watt input. An ended Zepp antenna on 45-foot mast is used.



RADIO & TELEVISION NEWS

Announcing 2 SENSATIONAL NEW INDOOR ANTENNAS By **WARD**


Only the very best indoor antenna is sufficient for excellent reception. Ward's new TVI-43 and TVI-49 are the finest indoor antennas available today for metropolitan multi-station areas. Ward is the largest exclusive manufacturer of the finest and fastest selling antennas in the world. Behind the Ward name and symbol stands a company, known and respected for a quarter of a century for exceptional quality. These antennas are creative masterpieces, superb in their performance, into which Ward has poured a host of new design and construction features.



← WARD'S NEW TVI-49

And here is Ward's portable TVI-49. It will give excellent reception on all channels—orients easily in all directions. Chrome-plated brass telescopic dipoles. The TVI-49 is sturdily constructed and weighted perfectly—it will not tip over—designed to harmonize beautifully with living room decor. Manufactured by Ward, a company that stresses utmost perfection. You owe it to yourself and your customers to see and inspect Ward's unique indoor antennas.

List \$7.50



Positions for all channels.

Compact for easy storage.

WARD'S NEW TVI-43 →

The TVI-43 is the finest indoor antenna that modern skill and technology can produce—far superior, by any standard, than anything else on the market. It brings in all channels precisely and brilliantly. Most attractive—chrome-plated brass telescopic dipoles, satin beige brown finish—blends perfectly with the most exacting interior.

List \$17.95



See any leading parts distributors or write for catalog today.

WARD PRODUCTS CORPORATION

1523 E. 45TH ST., CLEVELAND 3, OHIO

DIVISION OF THE GABRIEL CO.





TUBE PRICES SLASHED!

ALL BRAND NEW
STANDARD BRAND

MINIMUM ORDER \$5.00
QUANTITY PRICES ON REQUEST

Type	Price	Type	Price	Type	Price	Type	Price	Type	Price	Type	Price	Type	Price
1B23	\$ 9.50	211	\$ 0.98	891	\$110.00	UH50	\$ 5.95	5W4GT	\$ 0.66	6SJ7GT	\$ 0.66	12X3	\$ 0.98
1B24	4.95	215A	3.00	902P1	7.95	V70D	6.95	5X4C	.72	6SK7	.66	12Z3	.88
1B26	4.95	217C	7.30	904	9.95	VR75	.98	5Y3GT	.42	6SK7GT	.66	14A7/12B7	.88
1B29	.89	218	49.50	905	11.95	VR78	.75	5Y4G	.60	6SL7GT	.96	14AP7/XXD	.88
1P24	.89	221A	2.95	913	7.95	VR90	.75	5Z3	.72	6SN7GT	.88	14B6	.88
1C21	1.29	231D	1.49	920	2.95	VR91	1.49	5Z4	1.06	6S07	.60	14B8	.88
1S21	1.96	249C	3.49	923	.58	VR105	.98	6A3	1.28	6S07GT	.60	14C5	.88
2AP1	3.95	250R	7.95	925	1.40	VR150	.75	6A6	1.06	6SR7	.72	14C7	.88
2C21	.98	250TH	16.50	929	1.25	VT127A	3.06	6A7	.80	6SR7GT	.72	14E6	.72
2C22	3.99	250TL	19.50	930	1.10	VT111	1.10	6A8	.80	6S7	.66	14E7	.88
2C26A	.28	252A	4.95	931A	4.95	WL460	14.95	6A8GT	.80	6ST7	.88	14F7	.88
2C34	.59	254	19.95	954	.75	WL468	14.95	6AB5/6N5	.88	6SV7	.88	14F8	1.06
2C40	1.96	259A	4.95	955	.75	WL532A	4.95	6AB7/1853	1.06	6T7G	1.24	14H7	.88
2C43	7.50	274A/B	1.25	956	.75	WL562	150.00	6AC5GT	1.16	6U5/6G5	.72	14J7	1.06
2C44	1.75	282A/B	9.95	957	1.10	WL616	105.00	6AC7/1852	1.16	6U6GT	.72	14N7	1.06
2C46	3.60	303A	6.95	1608	4.95	Z275	3.95	6AD6	.88	6V6GT	.72	14N7	1.06
2D21	1.18	304TL	1.49	1611	.98	ZB120	6.95	6AD7G	1.28	6V6	1.28	14P7	1.06
2E22	1.50	307A	4.95	1613	.75	ZP477/12DP8	14.95	6AF6	1.25	6V6GT	.80	14S7	1.06
2E24	4.95	316A	.69	1614	1.75	0A2	1.65	6AG5	1.06	6W7G	.88	14W7	1.06
2E25	4.25	322A	8.95	1616	1.39	0A3/VR75	2.98	6AG7	1.28	6X4	.60	14X7	1.06
2E26	3.95	327A	4.95	1619	.75	0A4G	1.06	6AH6	1.56	6X5GT	.60	14X4	.88
2E30	2.49	331A	5.95	1621	1.98	0B2	2.05	6AJ5	.99	6Y6G	.88	19T8	1.56
2J21A	12.39	338A	4.93	1622	1.75	0B3/VR90	.75	6AK5	1.56	6Y7G	.88	19T8	1.56
2J26	8.95	350A/B	2.95	1624	1.75	0C3/VR105	.98	6AK6	.96	6Z7G	1.28	22	1.28
2J31	10.95	354C/D	19.95	1625	.49	0D3/VR150	.75	6AL5	.80	6ZY5G	.88	24A	.88
2J32	13.95	368AS	4.93	1626	.49	CY4	.88	6AL7GT	1.06	7A4/XXL	.72	25A6	1.06
2J35	24.95	372A/B	4.95	1628	4.95	0Z7	.72	6A8	.80	7B2	.72	25AG	1.06
2J34	24.95	393A	7.95	1629	.69	OZ4G	.88	6A06	.72	7A6	.72	25AC5GT	1.16
2J36	22.95	394A	4.50	1631	1.50	01A	.50	6A07GT	.88	7A7	.72	25L6GT	.66
2J37	17.95	417A	24.95	1633	1.65	1A3	.72	6AR5	.66	7A8	.72	25Y5	1.16
2J38	13.95	434A	7.95	1634	.79	1A4	1.28	6AS7G	4.95	7AD7	1.06	25Z5	.60
2J49	24.95	446A/B	1.95	1635	1.10	1A4P	1.76	6AT6	.60	7AF7	.72	25Z6GT	.60
4-B51	4.95	450T	16.36	1636	5.95	1ASGT	1.28	6AU6	.88	7B7	.80	26	.72
2J54B	17.95	464A	7.50	1638	.98	1A6	1.28	6AV6	.60	7BH7	.88	27	.60
2K25	24.95	527	12.95	1641	.79	1A7GT	.80	6B4G	1.28	7B4	.72	28D7	.39
2K28	24.95	531	24.50	1642	.98	1B3GT	1.49	6B5	1.56	7B5	.72	30	.39
3AP1	4.95	575A	14.95	1644	1.49	1B4	1.56	6B6G	.88	7B6	.72	31	.39
3B22	4.95	701A	4.95	1645	4.95	1B5/25S	1.28	6B7	1.28	7B7	.72	32	1.28
3B23	4.95	703A	4.95	1851	1.25	1B7GT	1.06	6B8	1.28	7B8	.72	32L7GT	1.28
3B24	.65	705A	2.95	1852	1.06	1C5GT	.88	6B8G	1.28	7C4/1203A	.39	33	.39
3F76	.89	706CY	18.95	1853	1.06	1C6	1.28	6PA6	.80	7C5	.72	34	.38
3B28	2.95	707A/B	24.95	1960	.95	1C7G	1.28	6PE6	.72	7C6	.72	35/51	.86
3BP1	3.95	708A	7.95	2050	1.19	1D5GP	1.55	6PB6G	1.92	7C7	.72	35A5	.72
3C21	3.95	710A	2.95	2051	.98	1D7G	1.28	6BH6	1.66	7E5/1201	1.06	35B5	.80
3C22	18.95	712A	1.65	5514	4.95	1D8GT	1.56	6BJ6	.80	7E6	.72	35C6GT	.66
3C23	4.95	714AY	6.95	5516	6.95	1E5GT	1.38	6C4	.39	7E7	.88	35W4	.46
3C24	.69	715A/B	9.95	5562	10.00	1E7G	1.56	6C5	.66	7F7	.88	35Y4	.72
3C30	1.50	715C	24.95	7193	.39	1F4	1.06	6C5GT	.66	7F8	1.06	35Z3	.72
3CP1	3.00	717A	34.95	8003	5.95	1F5G	1.06	6C6	.80	7G7/1232	1.06	35Z4GT	.60
3D21A	1.50	720Y	34.95	8005	4.95	1F6G	1.56	6C7	1.28	7H4	1.06	35Z5GT	.50
3DP1	3.95	721A/B	4.35	8011	2.95	1F7G	1.56	6C8G	1.28	7J7	1.06	36	.39
3EP1	3.95	723AB	7.95	8012	4.95	1G4GT	1.06	6D6	.66	7K7	1.06	37	.39
3E29	4.95	724A/B	4.95	8013A	2.95	1G6GT	1.06	6D8G	1.28	7L7	.88	38	.39
3FP7	3.95	725A	9.95	8014A	24.95	1E4G	.88	6E5	.88	7N7	.88	39/44	.39
3J31	49.50	726A	23.50	8016	4.95	1E5GT	1.28	6E6	1.06	7R7	.72	41	.66
4-65A	14.50	750TL	49.95	8008	4.95	1E6G	1.28	6E7	.66	7R7	.72	42	.66
4-125A	27.50	800	2.25	8025	7.95	1H6GT	1.28	6F5GT	.66	7S7	1.06	43	.66
4-250A	37.50	801A	.98	C5B	12.95	1J6GT	1.28	6F6	.80	7V7	1.06	45	.66
4A1	1.98	802	3.75	C6J	12.95	1L4	1.06	6F6GT	.66	7W7	1.06	45Z3	.60
4AP10	6.95	803	8.95	CEQ072	1.10	1L4A	1.06	6F7	1.06	7X7/XXFPM	1.06	45Z5GT	.72
4B24	1.50	804	12.95	CK1005	.39	1L6	1.28	6F8G	1.28	7Y4	.72	46	1.06
4C35	19.95	805	5.95	CK1006	.69	1LB4	1.06	6G6G	1.06	7Z4	.72	49	.88
4E27	12.95	807	1.25	CK1090	4.95	1LC5	1.06	6H6	.60	10	.69	49	.88
4J26	110.00	808	1.89	EF50	.79	1LC6	1.06	6H6GT	.60	12A	.60	50	1.56
5AP1	4.95	809	2.93	EL1C	4.95	1LD5	1.06	6J5	.54	12A6	.39	50A5	.88
5AP4	5.95	810	7.95	EL23C	4.95	1LE3	1.56	6J5GT	.39	12A6GT	.39	50B5	.66
5BP1	4.95	811	2.45	EL225	1.95	1LG5	1.06	6J7	1.16	12A8GT	1.28	50L6GT	.66
5BP4	4.95	812	2.95	FI23A	12.95	1IH4	1.06	6J7GT	1.06	12A8GT	.80	50Y6GT	.72
5CP1	3.95	812H	6.90	F660	150.00	1LN5	1.06	6J8G	1.28	12AH7GT	.88	53	1.06
5CP7	13.95	813	8.95	FG17	3.25	1NSGT	1.06	6J8G	1.28	12AL5	.80	56	.72
5D21	29.95	814	3.95	FG27A	9.95	1P5GT	1.06	6K5GT	.96	12AT6	.80	57	.80
5FP7	3.95	815	2.95	FG33	1.95	1Q5GT	1.06	6K6GT	1.28	12AT7	1.16	58	.80
5GCP1	9.95	816	1.19	FG67	12.95	1R4	1.06	6K7	.66	12AU6	.80	59	1.06
5HP4	9.95	826	.69	FG81A	6.95	1R5	.80	6K7GT	.66	12AU7	.96	70L7GT	1.56
5J29	17.50	828	6.95	FG105	19.95	1S4	.96	6K8	.96	12BA6	.72	71A	.80
5JP2	11.95	829A/B	7.95	FG172A	32.50	1S5	.72	6K8GT	.96	12BE6	.72	75	.66
5LP1	11.95	829B/3E29	4.95	FG235	59.50	1T3	.80	6L5G	1.06	12C8	.66	76	.66
6AF6G	14.50	830	2.95	FG33B	160.00	1TSGT	1.06	6L6	.66	12C8GT	.72	77	.66
6C21	24.95	830B	5.25	GL146	11.00	1U4	.80	6L6G	1.16	12H6	.39	78	.66
6D4	1.29	832A	4.95	GL530	49.50	1U5	.72	6L6GA	1.16	12J5GT	.39	79	.88
7BP7	4.95	833A	34.50	GL559	5.35	1V	.88	6L7	.96	12J7G	.80	80	.46
7EP4	17.95	834	5.95	GL697	150.00	2A3	1.28	6L7GT	1.16	12J7GT	.80	81	1.56
9AP4	24.95	836	1.15	HF100	3.95	2A4G	1.28	6N6G	1.56	12K7GT	.66	82	1.06
9CP7	10.00	837	2.50	HF210	17.95	2A5	.88	6N7	.88	12K8	.88	83	1.06
9JP1	7.95	838	3.95	HY65	2.49	2A6	1.06	6N7GT	.96	12K8GT	.96	83V	1.28
10Y	.69	841	.69	HY69	2.49	2A7	1.06	6P5GT	.96	12Q7GT	.72	84/6Z4	.72
10SPEC	.69	843	.69	HY75	1.25	2B7	.88	6Q6G	1.06	12SA7	.66	85	.88
12DP7	14.95	845	4.95	HY81	1.25	2F5	.88	6Q7	.80	12SA7GT	.66	89	.72
12DP8	14.95	845W	5.95	HYE1148	1.25	2Y3G	1.98	6Q7GT	.72	12S7	.72	89Y	.39
12FP7	14.95	849A	60.00	KU610	9.95	2X2A	1.25	6R7	1.06	12SF5	.80	117L7GT	1.56
12GP7	14.95	849H	60.00	ML101	150.00	3A4	.39	6R7GT	1.06	12SF5GT	.80	117M7GT	1.56
12HP7	14.95	851	75.00	RK21	3.95	3A5	1.49	6S7	1.28	12SF7	.80	117N7GT	1.56
15E	1.50	860	3.00	RK22	4.95	3A8GT	1.98	6S7GT	1.28	12SF7GT	.80	117P7GT	1.56
15R	1.50	861	49.95	RK25	2.95	3B7	1.06	6S8GT	1.06	12SG7	.72	117Z3	.60
23D4	.49	864	.69	RK33	.98	3D6	.36	6SA7	.66	12SH7	.39	117Z4GT	1.16
24G	.98	865	2.98	RK34	.59	3Q4	.88	6SA7GT	.66	12SJ7	.66	117Z6GT	.96
45SPEC	.49	866A	.99	RK59	3.95	3Q5GT	.96	6SB7	.88</				

TUBE SOCKETS

JOHNSON SOCKET—for 304TL, 304TH, 213...\$1.00
Ceramic miniature tube sockets..... .25

Ceramic octal sockets for all currently popular tubes..... .12

Shielded aluminum socket with built-in by-pass condensers. Designed for 829, 832, 826..... 1.75

Ceramic Socket for 829, 832, 826..... .39

Acorn Ceramic Sockets for 955, etc..... .49

Mykroy Socket for 813, 4E27, 4-65, etc..... 1.25

4, 5, 6, 7 Pin Ceramic Sockets..... .12

11-Pin Ceramic Scope Sockets for 5BP1, 5API, PE74, etc..... .69

14-Pin Scope Sockets for 10BP4, 12JP4, etc..... 1.49

Ceramic socket for 803, complete with shock mount (Johnson No. 216)..... 1.25

Mykroy Socket for VT127A. 1.25

ELECTRONIC BARGAINS—READ and SAVE PLENTY

CONDENSERS

A. 1mfcd-3000V DC upright... 6.75
Round Can..... 1.25

B. .05mfcd-2500V DC for Television Circuits..... 1.09

C. 20mfcd-450V—10mfcd-25V..... .98

Dual .05 @ 9000VDC working PC-2151-1..... \$14.50

23F49-G2 1mfcd 5000VDC working..... 6.75

6mfcd 1500v working DC..... 2.89

1mfcd 7500v working DC C-59-644..... 3.95

TJH 25010-G 1mfcd 2500v working DC..... 2.25

2mfcd 4000VDC working 23F47..... 5.50

.005-.005-.01mfcd 10,000 working DC..... 5.95

2.5-2.5-5.0mfcd 600v working DC C-8B..... 1.60

4mfcd 600VDC working C9 WEIDF 405 V..... .95

2mfcd 1000VDC working 23F11..... 1.25

4mfcd 400v working 25F785..... .95

.5mfcd 2000VDC working 26F698..... 2.40

.2mfcd 5000VDC working C-811-2784..... 3.00

8mfcd 2000VDC working TJU 20080G..... 4.95

1mfcd 1200VDC working 26F628..... 12.50

4mfcd 1000VDC working CSF 481903-10..... 1.95

.25mfcd 4000VDC working (SF482163-20)..... 3.95

.04-.04mfcd 7500VDC working 26F415G2..... 6.50

8-8mfcd 600VDC working PT-SC-2 plug-in capacitor..... 1.25

4mfcd 1500 working V. DC 1509..... 2.10

1000mfcd 2vDC—Metal upright can with nut..... .98

WIRE and CABLE

Coaxial—RG8U, 50 ohms imp.....\$.10 per foot

RG58U, perfect for television 50 ohms impedance..... .06½ per ft.

RG59U, 72 ohms impedance..... .06½ per ft.

RG11U, 72 ohms impedance..... .12 per foot

RG13U, 72 ohms impedance

Double shielding..... .15 per foot

RG22U, 92 ohms impedance (twin lead in shield)..... .15 per foot

RG34U, 71 ohms impedance (will handle 200 watts of RF)..... .35 per foot

Federal—K200, 200 ohms impedance (twin lead, perfect for handling RF power) Less than 1 DB loss at 100 mc..... .08 per foot

Hard drawn copper wire, No. 12 enamel..... .01½ per ft.

HANDY UTILITY SPOOLS

Plain Enamel	Double Cotton	Double Silk
12	12	12
14	14	14
16	16	16
18	18	18
20	20	20
22	22	22
24	24	24
26	26	26
28	28	28
30	30	30
32	32	32
34	34	34
36	36	36
38	38	38
40	40	40



ALL ONE PRICE
38c
PER SPOOL

VARIABLE CONDENSERS

B. C3002—Butterfly condenser—built in tank circuit 200 to 1000 mcs..... \$1.98

E. C4115—2 gang superhet for broadcast band..... .98

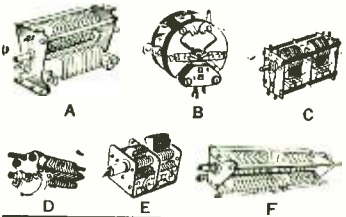
C. C4419—Dual 200mmf per section, ceramic insulation will handle 100 watts..... 1.19

F. C200D—Johnson 200mmf per section 2000 volts spacing—9" long..... 3.95

Johnson 150 dd 70-150mmf per section used in BC7610..... 7.95

A. C4646—Bud 250mmf, air gap .100 will handle 2000v—8" long..... 3.95

D. 100mmf screw driver adjustment..... .39



R. F. CHOKES

A. 2½ milihenry, mounted on mycalex..... \$.40

B. Same as above with pistills..... .15

R. F. UNIT

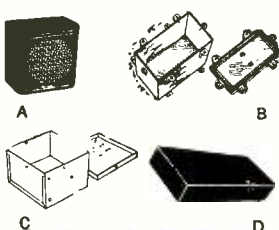
Designed for the BC312. Contains six coils which cover from 1500kc to 18mc. Has a ceramic band switch to change from any coil, each coil is tuned with an air pad. Build your own receiver or signal generator with this assembly. A marvelous buy at \$1.98

BOXES & CABINETS

A. Speaker Cabinet—size 12/12/7½ black crackle with highly polished chromium plated decorative strips. Metal grill. \$2.95

B. Waterproof Metal Box—large enough for ant. tuner, size 4½"x5½"x8½". Can be used million uses. Size 4½"/4½"/3 4 for..... \$.98

D. Blank Chassis—All sizes in stock—black crackle 13/17/3 \$1.98



KITS

522 Power Supply Kit—contains all necessary voltages to operate SCR-522 includes all components and chassis. \$14.95

Elco VTVM Kit—Reads up to 1000V, also up to 1000 megohms. Easy to read diagram..... \$23.95

Single Dial Conversion Kit—for SCR-522 receiver. Install in less than one hour..... \$3.00

Volt Ohm Milliammeter Kit—2500V DC, 1000V AC 1 megohm. Complete. \$14.95

Elco 5" Oscilloscope Kit—Model 400-S A complete 5" scope in kit form at the amazingly low price of \$39.50

High Frequency Probe—will fit most VTVMs. Will measure RF voltages to over 200mcs with a minimum of circuit loading. In kit form..... \$3.75

TAP AND DIE KIT

H466 Threadswell—Here is a complete radio man's tool kit. All popular sizes of taps and dies for radio use. Mounted in a metal tool kit includes the tap handle and die handle—no radio man can afford to be without this kit. List, \$16.00. Your Cost \$12.00

WELLER SOLDERING GUN

H4110—Heats instantly—cools instantly, carry me in your tool box—no wasted time—once you have used this iron you will never go back to an old fashioned soldering iron. Single heat..... \$12.95 (Most popular model) Dual heat..... 14.95 Extra tips for above..... package of 4 .25

BOOKS

West Coast Radio Hand Book \$3.00

ARRL Hand-book 2.00

CQDX .50

Radio Amateur Call Book..... 1.50

How to Become a Radio Amateur..... .25

Hints and Kinks..... .50

Radio Amateurs Log..... .50

Conversion Manual No. 1..... 2.50

Conversion Manual No. 2 (now off the press)..... 2.50

HEAD PHONES

F604—Lo. imp. phones 600 ohms complete w/5 ft. of rubber cord. Adj. chin band. TH37—Navy..... \$1.75

HF100—The ever popular H16C complete with output transformer and ear pads. high impedance \$1.89

MICROPHONES

M4107—Crystal hand mike complete with 100 feet of shielded cable high impedance—perfect for P.A. or speech amplifier or transmitter. High sensitivity. 2½ dia. \$5.95

Dynamic mike used with famous Mark II transmitter. Can be used anywhere.

a wonderful value—black bakelite frame—complete with 3 feet rubber cord and P1.57 plug..... \$1.75

CM305—Carbon throat mike—a good buy..... .49

KEYING RELAY

Made to mount in a tube socket D.P.D.T. relay—sealed in vacuum 300 ohm coil will follow 100 words a minute..... \$2.00

AUDIO AMPLIFIERS

A4060—A five watt audio amplifier complete with tubes and output transformer. Both vol. and tone controls. Has excellent frequency characteristics..... \$11.25

PUSH BUTTONS

Red stop button, black start button. Ideal for controlling xmitter break-in relay..... \$1.25

STORAGE BATTERY

B4011—2V plastic case, 30A capacity—size 5¾ inches \$3.49

MOSSMAN SWITCHES

S4118—Triple pole double throw..... \$1.25

Ten pole double throw..... 2.10

SWITCH—Very heavy duty D.P.S.T. 40 amp. 12 volts..... \$1.25

SELSYN MOTORS

110v 60 cycle input For indicating direction of your beam or actually driving it..... \$12.95 per pair Type 1—light duty—for use as indicators..... \$9.95 per pair

BEAM ANTENNAS

Five element 2 meter beam with folded dipole. Guaranteed 60DB gain. Feeds with 50 ohm cable. Thousands already in use..... \$8.50

10 meter wide spaced 3 element beam with T match. Very heavy elements. Manufactured by Hy-lite. Very, very popular..... \$45.00

For Television all channel folded dipole and reflector, upper and lower channels..... \$13.20

Same as above—a real competitive item..... \$4.40

All wave window antenna..... 9.00

HEAVY DUTY PM SPEAKER

8" speaker, seven ounce alnico 5 magnet. Rippled edged cone..... \$3.89

12" speaker, same as above..... 6.75

MOTOR DRIVEN GRINDER

Dual Grinder 1/3 horse power motor. THIS IS A WONDERFUL BUY—\$36.50

MINIATURE TUBE PULLER

For removing miniature tubes..... \$.88

DYNAMOTOR

D 4064—Designed for the BC-312 receiver. 12 volts input—235 volts @ 90ma output. Complete with filter..... \$2.49

VIBRATOR POWER SUPPLY

N268—12V input. 200V @ 85 ma. output..... \$3.50

RECEIVER

Here is the answer to the lazy man's Qser. A 200 to 400 KC receiver using standard tubes—Mfg. by the Detrola Co. to rigid Air Corps specs. Designed for 28 volts but can easily be converted to 115V AC or DC. Tube complement 2—25L6, 1—63A7 1—6K7 1—6SK7 1—6SQ7. This receiver contains a stage of T.R.F..... \$4.95

Ant. Mounting Base

H487—Here is a mounting base to mount your mobile antenna. Flexible and sturdy..... \$.49

HEAVY DUTY DYNAMOTOR

28 volts input @ 18A. Output 1000 volts DC @ 150ma. 380V @ 40ma. Complete with filter..... \$19.95

COLLAPSIBLE ANT.

Made of dural. Opens up to 3 ft. 3 in. Collapses to 1 ft. Has ¼-20 mounting stud. ANT..... WHILE THEY LAST... / \$1.49

RECESSED Male Plug

H4226—A popular item. Makes disconnecting of the A.C. line a cinch..... \$.18

RUBBER SHOCK MOUNTS

H404—1½" sq. Mounted in metal flange, 4 of these mounts will eliminate vibration and will handle 50 lbs. Use them in receivers and Xmitters for mobile applications..... \$.10

20% DEPOSIT WITH ORDERS UNLESS RATED

NIAGARA RADIO SUPPLY CORP.
160-R S. GREENWICH STREET NEW YORK 6, N. Y.

Phone Dlgby 9-1132-3-4

keeping up
with radio



antenna/ manual

AN ABSOLUTE
NECESSITY
FOR EVERY
RADIO
MAN!



OVER
THREE
HUNDRED
PAGES OF
PRACTICAL
INFORMATION

Here is the help you need with the many radiation, propagation, feed line and antenna problems which arise in radio and television. Gets down to basic facts; simply written; little math. Sugar-coated "how" and "why" information included with practical how-to-build-it data. Antenna techniques and propagation data for all radio frequencies up to 1000 Mc., regardless of application.

\$3.50 AT YOUR DEALER — On mail orders from us, \$3.60 postpaid. Add tax in Cal. Foreign, \$3.75

RADIO HANDBOOK

11th Edition



Radio's outstanding practical text, with the greatest array of radio equipment. All tested in our own shop in actual use. Transmitters—all bands, powers up to 1 kw.; antennas and lines; arrays; conversions of surplus; beam-tetrode amplifiers; FM; new v-f-o's; extensive tube tables. BIGGER THAN EVER BEFORE!

\$3.00 AT YOUR DEALER — On mail orders from us, \$3.25 postpaid. Add tax in Cal. Foreign, \$3.50

RADIO AMATEUR NEWCOMER



Ideal for those just getting started (or interested) in radio. You need no other book to get your license and get on the air. How-to-build simple equipment for a complete station; operating instructions; simple theory; study questions needed to pass license exams; U.S.A. Amateur radio regulations. WRITTEN BY THE EDITORS OF "RADIO HANDBOOK."

\$1.00 AT YOUR DEALER — On mail orders from us, \$1.10 postpaid. Add sales tax in California.

SURPLUS RADIO CONVERSION MANUAL IN TWO VOLUMES



This set of reference data has become standard for the most commonly used items of surplus electronic equipment. All conversions have been proven by testing on several units; each yields a useful item of equipment. For list of items covered see ad in February 1949 "Radio News" or write us.

\$2.50 FOR EITHER VOLUME AT YOUR DEALER — On mail orders from us, \$2.60 postpaid.

WORLD'S RADIO TUBES (Radio Tube Vade Mecum)



The only book of its kind in the world. 12 languages with more than 10,000 tubes listed. The most complete set of tube data in existence. Many carefully prepared charts. Tube characteristic data of U.S., British, French, Czech, German, Swiss, Australian, Italian, Russian, Japanese, Scandinavian and all other available types... all in one book!

\$3.00 AT YOUR DEALER — On mail orders from us, \$3.10 postpaid. Add tax in Cal. Foreign, \$3.25

Editors and Engineers
LIMITED
1302 KENWOOD ROAD, SANTA BARBARA, CALIFORNIA

TELEVISION and the Radio Technician

By **MAX F. BALCOM**

Pres., Radio Manufacturers Association

Text of an address presented before the recent Town Meeting of Radio Technicians held in Atlanta.

THIS is the fourth Town Meeting in a series of six authorized by the RMA board of directors in an effort to lend a hand to the radio servicemen who, like the rest of us in the radio industry, are making a rapid transition from radio to television.

Atlanta is going through its first phase of television development, and it is interesting to note that the pattern is about the same in all cities where television stations have gone on the air, thus opening a new market for distributors, dealers, and servicemen and a new medium of entertainment for the public. The first reaction of both the public and the trade is one of wonder and excitement. Often this enthusiasm leads a few tradesmen and TV receiver buyers to expect a brand of magic heretofore not available this side of heaven. The result, therefore, at times is disappointment over the failure of this new toy to measure up to all of these day-dreams. This is particularly true where only one TV station is available in a community. That, as I have said, is the first phase. The second is much more stable and rewarding. It usually begins with the entry of a second TV station into a city or the linking of a station with a TV network, thus providing a greater variety of television programs.

Enthusiasm for television and TV set purchases grows steadily with the broadening of available programs, and the owner of a television receiver often becomes an unpaid salesman of TV sets among his friends. And, as sales of television receivers mount, the business of installing and servicing them expands proportionally. The radio-television industry produced more than 975,000 TV sets in 1948, bringing the postwar total output to well over one million. It expects to manufacture and sell more than 2,000,000 television receivers in 1949. Future years will see the annual production rate continue to rise until television becomes as standard in the American home as radio is today.

All of us in the radio industry—and that includes you who are providing the highly essential servicing of the sets we manufacturers make—are on the threshold of one of the greatest and most rapid industrial developments in American history. The total

income from television within a few years probably will dwarf that from radio in its most prosperous years. Already it is accounting for at least half of many set manufacturers' revenues. The 2,000,000 television sets we expect to produce in 1949 may not seem much in comparison with about 16,000,000 radios manufactured in 1948. In units, that is true; but in dollars it presents an entirely different picture.

Television receivers sell today from \$100 to more than \$4000. The average retail price is between \$350 and \$400—a price equal to the more expensive radio phonograph consoles. As a matter of interest, manufacturers' sales of television receivers in November, 1948, represented only 10.4 per-cent of the total set production for that month, but 45.9 per-cent of the set manufacturers' dollar volume.

What does this mean to the radio technician? It means that he will be working on a much more costly product than he has been in the radio field where the average service job probably was done on a table model which sold anywhere from \$10 to \$35. It's like turning from repairing bicycles to servicing automobiles. Another thing for the serviceman to bear in mind is that with the 2,000,000 TV sets that the industry plans to produce in 1949 will go one hundred million dollars or more in installation and the first year's servicing charges. Moreover, this figure will grow yearly with the increasing tempo of TV set production. I do not need to tell you that a tinkerer with a pair of pliers and a screw driver can no longer pose as a radio repairman unless he confines his work to the prewar AM radio. Actually, this development should prove beneficial to every radio technician who takes pride in his ability to take a set apart and put it together again as good as new.

No competent radio technician today need have any fear that television or any other new broadcasting service will put him out of business. On the contrary, his chances for increasing his profits and making his economic position more secure were never so good as they are today. But he will have to do what every other professional man has to do—learn everything he can about new equipment and techniques as they appear in his field.

MONEY BACK GUARANTEE — We believe units offered for sale by mail order should be sold only on a "Money-Back-If-Not-Satisfied" basis. We carefully check the design, calibration and value of all items advertised by us and unhesitatingly offer all merchandise subject to a return for credit or refund. You, the customer, are the sole judge as to value of the item or items you have purchased.

FOR FM-AM-TELEVISION BUILD YOUR OWN SIGNAL TRACER and **SAVE!!**



(We can supply the Model CA-12 completely wired, ready to operate—\$29.95)

Increasing production of F.M. and Television Receivers means more complex Receivers. Now more than ever this time-saving method of quickly and easily localizing the exact cause of trouble becomes the "must" method. Since 1939 when we first introduced our CHANNEL ANALYZER we have worked continuously developing and improving the "short-cut" method of Receiver servicing.

The Only Signal Tracer in the Low Price Range Including **BOTH METER AND SPEAKER!!**

FEATURES: ★ Comparative intensity of the signal is read directly on the meter—quality of the signal is heard in the speaker. ★ Simple to operate—only one connecting cable—no tuning controls. ★ Highly sensitive—uses an improved vacuum-tube voltmeter circuit. ★ Tube and resistor capacity network are built into the detector probe. ★ Built-in high gain amplifier—Alnico V speaker. ★ Completely portable—weighs 8 pounds—measures 5½" x 6½" x 9".

MODEL CA-12 Kit includes ALL PARTS assembled and ready for wiring, circuit diagram and detailed operating data for the completed instrument.

\$21⁹⁵

THE NEW MODEL 670

SUPER METER



SUPER METER. A Combination VOLT-OHM-MILLIAMMETER plus CAPACITY REACTANCE, INDUCTANCE and DECIBEL MEASUREMENTS.

D.C. VOLTS: 0 to 7.5/15/75/150/750/1500/7500. **A.C. VOLTS:** 0 to 15/0/150/300/1500/3000 Volts. **OUTPUT VOLTS:** 0 to 15/30/150/300/1500/3000. **D.C. CURRENT:** 0 to 1.5/15/150 ma.; 0 to 1.5 Amps. **RESISTANCE:** 0 to 500/100,000 ohms; 0 to 10 Megohms. **CAPACITY:** .001 to .2 Mfd.; .1 to 4 Mfd. (Quality test for electrolytics.) **REACTANCE:** 700 to 27,000 Ohms; 13,000 Ohms to 3 Megohms.

INDUCTANCE: 1.75 to 70 Henrys; 35 to 8,000 Henrys.

DECIBELS: -10 to +18, +10 to +38, +30 to +58.

The model 670 comes housed in a rugged, crackle-finished steel cabinet complete with test leads and operating instructions. Size 5½" x 7½" x 3".


\$284⁰⁰
NET

THE NEW MODEL 777

20,000 OHMS PER VOLT!! TUBE & SET TESTER

Tube Tester Specifications:

- ★ Tests all tubes including New Miniatures, etc. Also Pilot Lights.
- ★ Tests by the well-established emission method for tube quality, directly read on the scale of the meter. ★ New type line voltage.



V.O.M. Specifications:
D.C. VOLTS: (at 20,000 Ohms Per Volt), 0 to 7.5/15/75/150/750/1,500 Volts.

A.C. VOLTS: (At 10,000 Ohms Per Volt), 0 to 15/30/150/300/1,500/3,000 Volts.

D.C. CURRENT: 0 to 1.5/15/150 Ma. 0 to 1.5 Amperes.

RESISTANCE: 0 to 5,000/50,000/500,000 Ohms. 0 to 50 Megohms.

Model 777 operates on 90-120 volts 60 cycles AC. Housed in beautiful hand-rubbed cabinet. Complete with test leads, tubes, charts and detailed operating instructions. Size 13" x 12½" x 6".

\$599⁵⁰
NET

The New Model 770—An Accurate Pocket-Size

VOLT-OHM MILLIAMMETER



(Sensitivity: 1000 ohms per volt)

Features:

Compact—measures 3¼" x 5¾" x 2¼". Uses latest design 2% accurate 1 Mil. D'Arsonval type meter. Same zero adjustment holds for both resistance ranges. It is not necessary to readjust when switching from one resistance range to another. This is an important time-saving feature never before included in a V.O.M. in this price range. Housed in round-cornered, molded case. Beautiful black etched panel. Depressed letters filled with permanent white, insures long life even with constant use.

Specifications: 6 A.C. VOLTAGE RANGES: 0-15/30/150/300/1500/3000 Volts.

6 D.C. VOLTAGE RANGES: 0-7½/15/75/150/750/1500 Volts.

4 D.C. CURRENT RANGES: 0-1½/15/150 Ma. 0-1½ Amps.


2 RESISTANCE RANGES: 0-500 ohms. 0-1 Megohm.

The Model 770 comes complete with self-contained batteries, test leads and all operating instructions.

\$139⁰⁰
NET

The Model 88—A COMBINATION

SIGNAL GENERATOR AND SIGNAL TRACER



Signal Generator Specifications:

*Frequency Range: 150 Kilocycles to 50 Megacycles. *The R.F. Signal Frequency is kept completely constant at all output levels. *Modulation is accomplished by Grid-blocking action which is equally effective for alignment of amplitude and frequency modulation as well as for television receivers. *R.F. obtainable separately or modulated by the Audio Frequency.

Signal Tracer Specifications:

*Uses the new Sylvania 1N34 Germanium crystal Diode which combined with a resistance-capacity network provides a frequency range of 300 cycles to 50 Megacycles. The Model 88 comes complete with all test leads and operating instructions. ONLY.....

\$288⁵⁰
NET

20% DEPOSIT REQUIRED ON ALL C.O.D. ORDERS

GENERAL ELECTRONIC DISTRIBUTING CO.

DEPT. RN-4, 98 PARK PLACE
NEW YORK 7, N. Y.



There's a CINAUDAGRAPH SPEAKER FOR EVERY PURPOSE!



83 DIFFERENT MODELS in the World's Most Complete Line!

From two-inch units for portable radios . . . to fifteen-inch models for commercial phonographs and public address systems . . . there's a CINAUDAGRAPH SPEAKER tailored for each job.

Whether you need a standard speaker, or a specialized unit for a particular application, CINAUDAGRAPH meets your exacting requirements with precision engineered equipment. When you buy speakers, always specify CINAUDAGRAPH . . . and be sure you're getting the best!

Do you have your FREE copy of the new CINAUDAGRAPH CATALOG? Write to Dept. 150-N, Cinaudagraph Speakers, 1401 Fairfax Trafficway, Kansas City, Kansas.



DIVISION OF AIREON MFG. CORP.

SALES OFFICE and FACTORY 1401 FAIRFAX TRAFFICWAY KANSAS CITY, KANSAS

CANADIAN OFFICE: Charles W. Pointon, Queen at Bay St., Toronto, Ont.
EXPORT OFFICE: 13 E. 40th St., New York, N. Y. Cable ARLAB.

PROJECTION TELEVISION!

CONVERT PRESENT TV SETS to projection with addition of 30KV Power Supply, 5TP4 Tube and Projection Lens.

30
KV



RF
POWER
SUPPLY

Dimensions: Length 14",
Width 11", Height 11 1/4"

New improved unit of exceptional regulation. Has a focus control pot built in for use with 5TP4 Tube. Voltage variable from 27 to 30 KV. Supply utilizes 6 tubes. Net price including DC Power Supply. . . . \$99.50

NEW SPELLMAN F1.9 PROJECTION TV LENS

Dimensions:
Length 7", Diameter 4 1/4"




F1.9 EF.5 in. (127 mm). This lens incorporates in a barrel a corrective lens for use with a 5TP4 projection tube. It is easily removable for use with flat type tubes. Lens can be utilized to project picture sizes from several inches to 7 x 9 ft. ONLY \$90 Complete with mounting ring. Machined slotted mtg. ring available for hand focusing adjustment. \$8.00 extra.

5TP4 PROJECTION KINESCOPE TUBE



Features a metal backed white fluorescent screen having high brightness and contrast.
Net price. . . . \$67.50



PROJECTION TELEVISION CHASSIS

This outstanding set using famous 630 circuit is a modified

version to accommodate 5TP4 Projection Tube. The intense source of light on the face of the projection tube enables set to project pictures onto screens of sufficient size to be utilized by auditoriums and small theaters. FEATURES: Set, less 30 KV RF Power Supply, contains 30 tubes. Full 13 channel coverage; FM sound system; A-F-C horizontal hold; stabilized vertical hold; 2 stages of video amplification voice saturation circuits; three stage sync separator and clipper; four mc. band width for picture channel. Exclusive Cutout Relay to protect projection kinescope in the event of sweep failures. Net Price—Chassis plus all tubes including projection tube (less power supply and lens) \$340.00

HIGH VOLTAGE METER 0 TO 30 KV



A precision-made instrument with range from 0 to 30 KV, has 4" scale and only draws 20 microamps. Bakelite meter panel housed in solid oak cabinet. Meter has jack connector for convenient connection to oscilloscope in checking voltage wave forms. Net price. \$67.50

Send for Free Complete Technical Details
Conversion diagram supplied with parts. Please specify type of TV set.
Include 25% Deposit With Order, Balance C.O.D.

All of us in the radio industry have had to "go back to school" to keep abreast of the rapid developments in television. While closely akin to radio, television is different in so many respects that everyone—from the design engineer to the dealer-salesman—has had to start from scratch to produce and market this new product. Television requires new production techniques and know-how. It requires new marketing and selling methods. Also, TV sets require new servicing knowledge and practices. The servicing of home receivers, particularly of the new TV sets, is rapidly becoming a big business, and it will require well trained technicians who are familiar with the instrument they are servicing and with the most modern techniques for detecting and correcting any trouble that may develop.

We hope that this Town Meeting has given you some realization of the opportunities awaiting you and has shown you how to prepare yourself to take advantage of them.

There are many reasons why television and, to a lesser degree, FM broadcasting, have made all of our jobs more difficult and more painstaking. There is one obvious reason why neither an incompetent set manufacturer nor an untrained serviceman can hope to stay in the television business very long. That is because, in broadcasting at least, the ear is much easier to fool than the eye. No doubt all of you have met the radio listener who is so used to listening to the distorted tone of his old radio that he thinks there's something wrong when he hears the clear tones of a modern set. Many listeners are tone deaf or have tin ears and, consequently, fail to appreciate the high-quality reception and amplification found in today's better radios. The ability of an FM receiver to reproduce music with much higher tonal ranges than is possible in an AM set, for instance, means little to such listeners.

Almost anyone, however, whether or not he wears glasses, can immediately detect a faulty television picture. He doesn't need a musical education to note that reception is distorted or unclear. And he's even more at a loss than he was with his radio as to what he can do about it. So he just picks up the phone and calls a serviceman or the dealer from whom he bought it. Similarly, this televiewer may not have the slightest idea what you're doing when you repair the TV set, but you'll hear from him mighty quick if the results aren't satisfactory.

The radio technician today is one of the most important factors in this rapidly expanding television field. Unless a television set owner can get proper servicing, he may soon lose his initial enthusiasm for this new medium for home entertainment or even turn sour against it. A shortage of qualified television servicemen may prove a deterrent to television set buying and thus actually reduce receiver production and sales. The radio technician who calls at a home to install or service a TV or radio set is the

RADIO & TELEVISION NEWS

SPELLMAN TELEVISION CO., INC.
DEPT. A, 130 WEST 24th STREET, NEW YORK 11, N. Y. • AL 5-3680


liaison man between the set manufacturer and the buyer. He is in a position to do an excellent public relations job for the industry because of his personal contact with the set owner—a contact the manufacturer seldom, if ever, makes.

Perhaps I have placed too much emphasis on television. I have done so because television is the newest and the most exciting addition to the receiver line. I do not mean to imply, however, that radio receivers are passing out of the picture. On the contrary, radio set production undoubtedly will continue well ahead of television for several years to come, and I do not believe that television will ever supplant radio. There is room for both services. For one thing, don't forget there are approximately 75,000,000 radio receivers in this country, some 2000 AM stations, and more than 700 FM stations. Neither the public nor the station owners are going to scrap such investments in a hurry, regardless of the attraction of television. Sales of automobile radios and portables, moreover, are the greatest in the industry's history and are likely to remain at a high level for some time.

FM broadcasting and the proportion of radios with FM reception facilities are growing steadily. An FM-AM set, while not as complex as a TV receiver, is a much more complicated instrument than the AM radio and requires greater skill to service. In addition, privately-owned radio communications systems are becoming more and more numerous. The number of "land transportation" radio transmitting stations, according to the FCC, has almost doubled in the past year and numbered over 3500 on January 1 of this year. This station count does not represent the number of communications receivers used in conjunction with these transmitters. For instance, 65 taxis equipped with communication receivers may operate under one station authorization.

The long-heralded Citizens' Radio Service—the adaptation of wartime walkie-talkie to civilian use—is practically here. The FCC has announced its proposed operating rules, and the opening date of this new radio service is only a few weeks away. While it is too early to predict how widespread this Citizens' Radio Service will be, its potentialities are tremendous. As it grows, the radio servicing business will expand proportionally. Industrial uses of radio and electronic devices provide an expanding and profitable field for the radio technician who takes the time to master these intricate instruments. Most industrial plants will be happy to turn over the servicing job to an independent technician if they are confident he is qualified to keep these devices in good working order. What is needed here are technicians who can detect potential trouble before it occurs and stops production lines.

I could cite many other new fields in which radio is being put to new



7 WAYS BETTER*...YET THEY COST NO MORE

THAT'S THE NEW RAYTHEON BANTAL TUBE FOR YOU!



- 1 MORE RUGGED**
Eight-pillar construction
- 2 LOWER LOSS**
Glass button stem
- 3 LESS INTERNAL LEAKAGE**
Wider lead spacing
- 4 NO BASE SHORTS**
Direct, non-flexible connections
- 5 GREATER STABILITY**
Low grid-plate capacitance
- 6 SUPERIOR HIGH FREQUENCY PERFORMANCE** — short base leads

7 EASIER TO STOCK AND SELL

One Raytheon Bantal takes the place, without shielding, of either the ordinary GT or metal equivalent. Made in eight popular types — 6SA7GT — 6SJ7GT — 6SK7GT — 6SQ7GT — 12SA7GT — 12SJ7GT — 12SK7GT — 12SQ7GT.

*These are not the only advantages of the Bantal Tube. Space does not permit enumerating them all.

YOU CAN DO MORE BUSINESS AND MAKE MORE MONEY SELLING RAYTHEON BANTAL TUBES

RAYTHEON MANUFACTURING COMPANY
RADIO RECEIVING TUBE DIVISION

NEWTON, MASSACHUSETTS • CHICAGO, ILLINOIS • LOS ANGELES, CALIFORNIA

RADIO RECEIVING TUBES • SUBMINIATURE TUBES • SPECIAL PURPOSE TUBES • MICROWAVE TUBES

CORRESPONDENCE COURSES IN RADIO and ELECTRICAL ENGINEERING

ELECTRICAL ENGINEERING Get good grasp of wide electrical field. Prepare yourself at Low Cost, for secure future. Modern course. So simplified anyone can understand quickly.
RADIO ENGINEERING Extra fine course in radio, public address, photo-electric work. Trains you to be super-service man, real vacuum-tube technician. Servicemen needed badly. Diploma on completion. Many graduates earning big pay.
WRITE Send postcard for Free Copies of \$25 Either school catalog, full details, all about Course deferred payment plan, experimental kits, etc.
Electronic Kit given to students enrolling by June 1.
LINCOLN ENGINEERING SCHOOL, BOX 931-R-4, LINCOLN 2, NEBR.

SERVICE MEN'S RADIO PARTS KITS

100 Asst. Insul. Res. . . . \$1.45	20 Asst. Knobs \$.89
10 Asst. By Pass 49	1 lb. Asst. Radio, HDW. . . . 25
20 Asst. Trimmers 59	15 Asst. Sockets 69
25 Asst. Micas 89	10 Asst. Elec. Cond. . . . 2.69
10 Asst. Vol. Cont. 89	20 Asst. Term. Strips . . . 69
1 lb. Asst. Cut Wire 69	20 9" Lengths Spag. . . . 15

BUY ALL ABOVE KITS FOR \$9.75

Please enclose postage

Radio Mail Orders, Dept. RN
75 BARCLAY ST. NEW YORK 7, N. Y.

GOVERNMENT SURPLUS! WORLD'S LOWEST PRICE

PHOTO FLASH EQUIPMENT



COMES COMPLETE WITH

4 EDGERTON FLASH TUBES & REFLECTORS



EASY TO CONVERT INTO A 2-WAY PHOTO FLASH UNIT

OPERATES ON 110V. AC & 12V. BATTERY

Brand new at a fraction of original cost. Contains finest component parts available. All necessary parts and complete instructions included. After conversion, works on 110V AC or 12V battery by a flick of a switch.

\$68.

WRITE FOR MORE DETAILED INFORMATION. IMMEDIATE DELIVERY COMPLETE
CINEX, INC., 165 W. 46th St., N. Y. 19, N. Y., Dept. RH-4

Keep posted on Electron Tubes



MAIL COUPON TODAY

RCA, Commercial Engineering
Section 52DW, Harrison, N. J.
Send me the RCA publications checked
below. Enclosed is \$_____ to cover cost
of books for which there is a charge.

Name _____

Title or Occupation _____

Address _____

City _____ Zone _____ State _____

- Quick-Reference Chart, Miniature Tubes (Free). (A)
- HB-3 Tube Handbook (\$10 in U. S. & possessions). (B)
- RC-15 Receiving Tube Manual (35 cents). (C)
- Receiving Tubes for AM, FM, and Television Broadcast (10 cents). (D)
- Radiotron Designers Handbook (\$1.25). (E)
- Quick Selection Guide, Non-Receiving Types (Free). (F)
- Power and Gas Tubes for Radio and Industry (10 cents). (G)
- Phototubes, Cathode-Ray and Special Types (10 cents). (H)
- RCA Preferred Types' List (Free). (I)
- Headliners for Hams (Free). (J)

Also available from your RCA Tube Distributor



TUBE DEPARTMENT
RADIO CORPORATION of AMERICA
HARRISON, N. J.

uses, and all of them are in the market for technical servicing. These opportunities will increase as we move further into the Electronic Era. What you see now is just the beginning.

This Town Meeting has had, I hope, a beneficial aspect beyond that of offering technical and business information. It was designed to bring the interests of manufacturers, broadcasters, distributors, dealers, and technicians closer together and to produce mutual benefits. I know that we manufacturers often have failed to recognize the importance of the radio technician who services the sets we make. I suspect that many of you have not always understood the problems we manufacturers have been up against when you struggled to repair a receiver of unusual or intricate design.

One of the most beneficial results of these meetings, I believe, has been the frankness with which technicians attending the conferences have expressed their "gripes" against manufacturers or their products. These "gripes" are carefully analyzed by the men who direct these Town Meetings, and along with other suggestions are passed on to all set manufacturers within RMA. While you can hardly expect manufacturers and their engineers to agree with every complaint registered and to modify or rebuild their equipment accordingly, I assure you that all complaints are carefully considered, and I am confident that many of them will lead to improvements in the manufactured product.

Perhaps more so than in other industries, the various segments of the radio trade are inter-dependent. One cannot prosper without the success of the other. If the manufacturer's product is bad, your job becomes more difficult. If your servicing is bad, the reputation of the manufacturer and his product is damaged.

Certainly, all radio-television manufacturers are vitally interested in this undertaking and will do everything possible, as members of RMA, as well as individual manufacturers, to assist you and other radio technicians throughout the United States who wish to better equip themselves professionally and to increase their earning capacity.

KNICKERBOCKER HAMS REORGANIZE

THE Knickerbocker Amateur Radio Club, founded back in 1937, is reorganizing after the war time inactivity. Some of the former members held a reunion recently and had such a swell time discussing ham radio and the old club, they decided to try and get together again for good. All lower east side Manhattan hams are asked to write temporary recording secretary Mack Santer, W2ZPW, 544 East 6th Street, New York 9, N. Y., for full details. Things are going to start right in where they left off before the war, and all the old Knickerbocker hams are hoping the group will grow to regain its old pep and vitality.

RADAR, COMMUNICATIONS AND SONAR TECHNICIANS W-A-N-T-E-D For Overseas Assignments

Technical Qualifications:

1. At least 3 years practical experience in installation and maintenance.
2. Navy veterans ETM 1/c or higher.
3. Army veterans TECH/SGT or higher.

Personal Qualifications:

1. Age, over 22—must pass physical examination.
2. Ability to assume responsibility.
3. Must stand thorough character investigation.
4. Willing to go overseas for 1 year.

Ease pay, Bonus, Living Allowance, Vacation add-up to \$7,000.00 per year. Permanent connection with company possible.

Apply by Writing to
**W-72, P.O. Box 3552,
Philadelphia 22, Pa.**

Men qualified in RADAR, COMMUNICATIONS or SONAR give complete history. Interview will be arranged for successful applicants.

FREE

HOW TO GET THE MOST FROM YOUR RADIO "KNOW-HOW"

Learn all about a new, simplified way of fixing radios. Nothing complex to learn, no calculating. Used by beginners and experts. Send for FREE manual, "THE INSIDE STORY," today. 28 pages—illustrated—easy to read! Shows how obsolete methods prevent full use of your real ability. Explains use of NEW techniques. You owe it to yourself and your future to "get out in front" in your work.



SEND COUPON OR PENNY POSTCARD FOR FREE MANUAL TODAY!

FEILER ENGINEERING CO., Dept. 4H9
945 George St., Chicago 14, Illinois
Please RUSH my FREE copy of "The Inside Story"

Name _____

Address _____


City _____ Zone _____ State _____

FLASH!

Walter Ashe Scores Season's Biggest HIT...
Offers *Surprise* TRADE-IN
Allowances Toward Purchase of Famed..


hallicrafters

Television and Communication Equipment



"Batter up" for these never-to-be-forgotten bargains made possible by "Surprise" Trade-In Allowances on your used, factory-built Communication equipment! Right on the eve of an exciting new baseball season Walter

Ashe knocks the bugaboo of price "out of the box" by making it possible for you to own Hallicrafters TV and Communication equipment at tremendous savings! So don't delay! Get your trade-in deal working today. Phone, wire, write or use the handy coupon.



Model T-64

Shpg. wt. 60 lbs.

Plan your own TV installation and save money! 95 sq. in. picture with 12" tube; 64 sq. in. picture with 10" tube. Push button tuning on all 12 TV Channels. New DUAL FOCUS Switch for larger, round picture. Factory-wired and tested. Complete with 19 tubes plus 3 rectifiers, less picture tube. Only

\$169⁹⁵

Bracket for 12" tube installation...\$ 8.50 extra
10" picture tube—type 10BP4\$34.00
12" picture tube—type 12LP4\$60.00



HALLICRAFTERS TV

Model 509

The latest addition to the Hallicrafter TV line. Push button tuning on all 12 channels. Dual Focus for larger round pictures 56 sq. in. rectangular picture or 64 sq. in. full circle picture for dramatic close ups at a flick of a front panel switch. Mahogany veneer cabinet. Transparent safety shield. 19 tubes plus 3 rectifiers.

Complete with all tubes. Shpg. wt. 105 lbs.

\$269⁵⁰



Model SX-62 Receiver

SWL version of the SX-42. Continuous coverage 540 Kc. to 110 Mc. Each band separately illuminated. 15 tubes plus rectifier. Shpg. Wt. 68 lbs.

\$269⁵⁰



Model S-38 Communication Receiver

Hallicrafters most versatile receiver. For Ham or SWL. Covers 540 Kc. to 32 Mc. 5 tubes plus rectifier. Internal speaker. Shpg. Wt. 13½ lbs.

\$49⁹⁵



Model S40A Communication Receiver

Hallicrafters popular priced communication receiver. 540 Kc. to 43 Mc. 8 tubes plus rectifier. Internal speaker. Shpg. Wt. 33 lbs.

\$99⁵⁰

Special Double-Value Trade-In Offer

Buy and operate an S-38. Then, if you aspire to ownership of even finer Hallicrafters Communication equipment (or TV) we'll apply the full purchase price of your S-38, bought from us, as a trade-in allowance on new equip't. Offer good only within a period of 90 days following date of purchase.

FREE!

Big, new 1949 Catalog of Radio, Electronics and Television. The treasure chest of values. Order your copy today!

TIME PAYMENTS AVAILABLE

"Surprise" Trade-Ins available on used, factory-built equipment toward purchase of any item in our complete Hallicrafters line. Latest Hallicrafter's catalog free on request.

ALL PRICES F. O. B. ST. LOUIS

CHestnut 1125

Walter Ashe

RADIO CO.

THE HOUSE OF "SURPRISE" TRADE-INS
1125 PINE ST. • ST. LOUIS 1, MO.

WALTER ASHE RADIO CO.

Bill DuBord, WØQDF, Mgr., Amateur Div.
1125 Pine St., St. Louis 1, Missouri

R-49-4

Rush bigger-than-ever "Surprise" trade-in allowance on my _____ for Hallicrafters
(describe used equipment)

(show make, model of new equipment desired)

Send Bargain List of Used, Reconditioned, "Good-as-New" Test Instruments, Communication Equipment
(check one or both)

Rush my FREE copy of your new 1949 catalog.
 Mail me my copy of latest Hallicrafters Catalog.

NAME _____

ADDRESS _____

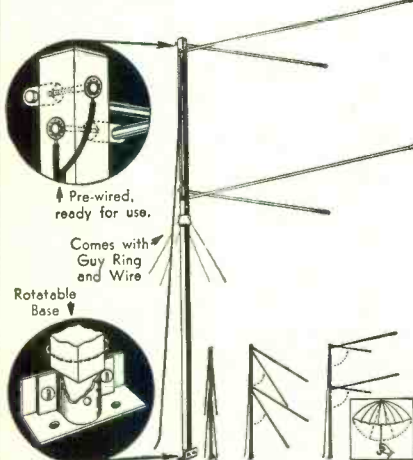
CITY _____

ZONE _____ STATE _____

TRANSVISION

"Flip-Up" TV ANTENNA

... the revolutionary PRE-ASSEMBLED, PRE-WIRED TV ANTENNA that gives Superior Performance on ALL CHANNELS—yet COSTS YOU ONLY 1/2 the price of equivalent antennas



- **PRE-ASSEMBLED**, ready for use. Just "flip-up" (like an umbrella) and install.
- **PRE-WIRED**—just connect your lead-in to the two terminals.
- **Receives ALL CHANNELS**
- **ALL-DIRECTIONAL**; can be oriented for the weakest station in an area with assurance that all other channels will be brought in equally well.
- **Extremely Sensitive.** Unusual high gain on upper channels. Ideal for fringe areas.
- **PRICE: \$6⁹⁵ NET**

Completely assembled with rotatable base, 7-ft. mast guy ring and guy wire.

Additional 7-ft. masts, to build antenna up to 19 ft., at small extra cost.

ADDITIONAL Superior Features of the "Flip-Up" Antenna:—

- Upper and lower bands completely wired. Eliminates need for two separate antenna installations for the high and low TV bands; therefore, no coupling losses.
- RUGGED CONSTRUCTION:**—Mast of the antenna has been designed of non-conducting material which prevents possible grounding and reduction of signal strength. It has unusually high mechanical strength and is extremely rigid when installed.
- Guy ring and guy wires provided for added rigidity.
- Additional 7-ft. extension masts can be furnished to increase height to total of 19 ft.

—and REMEMBER, "Flip-Up" COSTS ABOUT 1/2 the price of equivalent antennas!

All prices fair traded... All prices 5% higher west of the Mississippi River.

See your local Transvision Outlet or for further information write to:

TRANSVISION, INC. DEPT. R.N.
NEW ROCHELLE, N. Y.

Other Transvision News on Pages 10 & 11

R.F. Meter (Continued from page 35)

erative detector or the local oscillator of a superhet. Keep in mind that in a superhet the local oscillator will be different from the receiver dial reading by the intermediate frequency, usually 455 kc. higher. The meter is sensitive enough to indicate current flow when the coil is held near the oscillator stator section of the tuning condenser in a superhet. By making a measurement of frequency at each five or ten divisions on the wavemeter dial, a frequency curve can be plotted for each coil.

To use the instrument as a wavemeter, it is only necessary to plug in the desired coil, throw the selector switch to the r.f. position, hold the meter near the circuit being checked, and tune the meter to resonance. Due to the high sensitivity of the meter, a full scale reading can be obtained several feet from a low-power oscillator or amplifier. It is advisable, therefore, to approach the rig with caution, lest the meter or rectifier be damaged. The sensitivity may be reduced by turning R_2 to the high resistance end. In its function as a wavemeter, this unit can be used to indicate resonant frequency in various stages of the transmitter, to differentiate between harmonics in doubler stages, to detect harmonic content or parasitic oscillations, and as a neutralizing indicator. Phone signals can be monitored by plugging in a pair of phones. Incidentally, if the wave meter is calibrated without a pickup antenna, then it should be used without one if accuracy of calibration is to be maintained. Use of a pickup antenna will

change the readings on the tuning dial slightly.

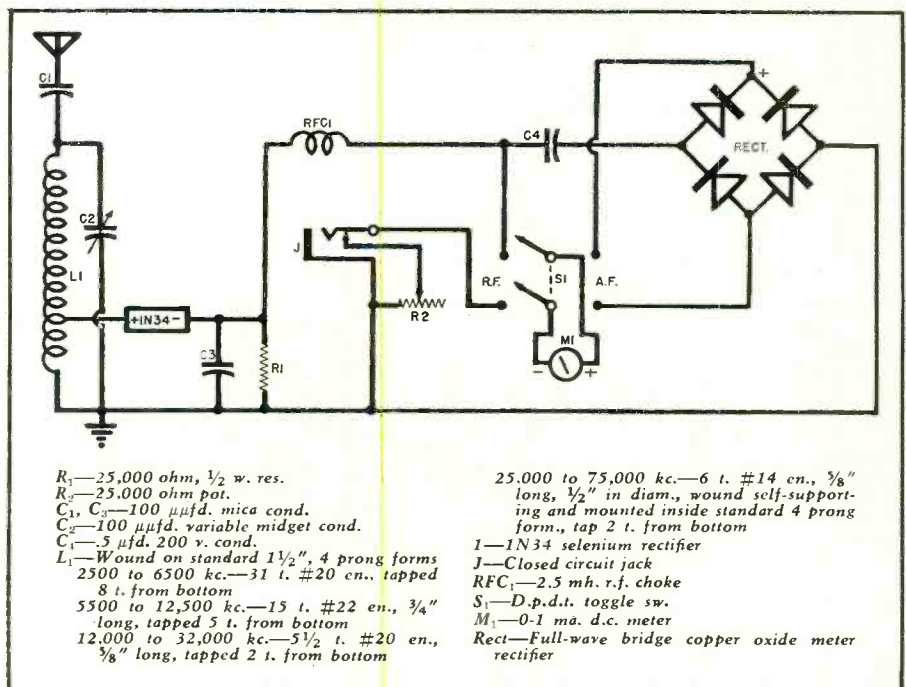
Calibration of the unit for use as a modulation meter should be made in conjunction with a scope or another modulation meter of known accuracy. Modulate the transmitter with a stable sine wave 100 per-cent, as indicated on the known standard. Tune the wavemeter to resonance. Then with the selector switch in the a.f. position, vary the r.f. coupling until the meter reads full scale on the 100 per-cent sine wave modulated signal. The next step is to throw the selector switch to the r.f. position and adjust R_2 until a full-scale reading is indicated on the meter. The setting of R_2 should then be marked on the panel so that it can be reset at any time. The meter should now indicate the modulation percentage of any transmitter when R_2 is set at the reference point and the r.f. coupling is adjusted to give a full-scale reading. An added feature which came to mind after the writer's meter was in use was the incorporation of a double-pole, double-throw switch to reverse the input connections to the copper-oxide rectifier so that both positive and negative peaks can be indicated. As presently set up, however, the meter reads negative peaks, which contribute the greater part of distortion due to overmodulation.

This meter has been used for field measurements while adjusting a 10-meter beam antenna, and it gives good readings at a distance of 50 feet, using a 1-foot pickup antenna.

To use as a neutralizing indicator, the coil of the instrument should be held near the plate tank of the stage to be neutralized, with plate voltage off, and the neutralizing condenser adjusted for minimum indication.

—30—

Schematic diagram of r.f. meter. Actual wiring is relatively simple.



APRIL SPECIALS

1-82-Selsyn compass indicator, 3" 360 de. \$2.95
 Free dial
 Plugs will fit 1-82, 1-81 .70
 1-81-Selsyn compass indicator, NEW 3.25

WESTON Electrical Tachometer meter Model 545 for use with Model 724 Magneto, Speed 0-2000 R.P.M., Ratio 2:1 NEW \$19.50
 1st, 2nd or 3rd I.F. Transformer from SCR 522, 12,000 kc.-Iron Core Tuning, can be tuned to television F. freq. by removing padder cond. 35c ea. .3 for \$1.00

APN-1 ALTIMETER INDICATOR—Basic movement 0-1 ma., 5 ma. shunt. 270° scale. An excellent basic movement for constructing your own meters. NEW \$1.95
 METER RECTIFIER, full wave midget Selenium, 10 volts, 30 ma. NEW .29

6" P.M. COMPARTMENT SPEAKER, 25 watts, 50-6,000 ohms, Waterproof, Used Excellent. \$8.95

SCR 522 EQUIPMENT

NEW TRANSMITTER-RECEIVER Complete with tubes, PE-94C Dynamotor, AN-104A Antenna, BC-602B Control Box, set of plugs \$59.50
 BC-629B—Jack Box .79
 BC-629B—Jack Box .79
 PE-94C—Dynamotor for SCR 522. NEW USED 2.95
 AN-104 Antenna STEEL. NEW \$1.95
 BC-602—Control Box COPPER 2.95
 NEW 1.00

HS-23 Headset—Brand New with ear pads \$2.95
 HS-30 Headset—Complete with matching transformer, 6 ft. cord, and PL 55 Plug BRAND NEW .95

HS-30 Headset—Complete with matching transformer, CD-307A—New with PL 55 and JK 28 .49
 Headset Adapter, MC-985D—High to low impedance .35
 Dynamic Headset and Mike—P.O. Mark II. NEW 1.95

SOUND POWERED HEAD and CHEST SET. Made by Automatic Electric. NEW \$5.95

T-17 HAND MIKE. NEW \$1.50 USED \$0.75
 T-32 DESK MIKE. NEW \$3.50 USED 1.95

IDEAL MOBILE POWER SUPPLY

PE 237—Heavy duty vibrator power supply, 6, 12, or 24 input. 52, 95, 125, 165, 105 v., 42 ma., 6.5 v., 2 amp.; 6 v., 500 ma.; 1.3 v., 450 ma.; small supply 100 v., 17 ma., 1.35-450 ohms with tubes. Shock mounted. BRAND NEW \$29.50

BC-1308 SMALL COMPACT TRANSMITTER—3800-6500 kc., 2E22, less cover. Can be used with PE 237. GN 58. NEW \$9.95

ARR RECEIVER 195-9050 kc., 28 V.D.C. NEW, COMPLETE with Manual. \$44.95

EE-8 TELEPHONE FIELD SETS with handset & ringer. Good used \$9.00 ea. \$16.00 pr.

TUBE SPECIALS

1A5	\$.50	55	WL530	\$19.50	316A	\$.50	79
3U4G	\$.85	VR150	\$.90	707B	9.50		
6AG	\$.89	E1148	\$.90	726A	7.50		
6BB6	1.05	VT127A	2.95	801	3.95		
6CR7	\$.60	6X2	2.50	803	1.50		
6KR6	\$.90	5BP1	1.95	807	1.25		
6L6G	\$.90	5BP4	2.50	893	1.50		
6SR7GT	\$.55	6X7P1	2.50	872A	1.00		
6SN7	\$.55	30	\$.79	1616	1.00		
6X5GT	\$.55	757L	2.50	1825	2.95		
12A6	1.25	249C	1.75	876 Bal.	1.60		
1E7E	1.25	249C	1.75	876 Bal.	1.60		
3B24	\$.69	304TL	\$.89	last	.69		
				Tungar	2.95		

MOTOROLA CONTROL HEAD. NEW \$2.50
 K-7 GUN MOUNT ASSEMBLY, ideal mount for beam antenna, cable control. NEW 4.95
 50 ft. RG34U with connector. NEW 2.95
 250 ft. PHOSPHOR BRONZE stranded transmitting antenna wire. NEW 3.95
 100 ft. STEEL MEASURING TAPE. NEW 4.95
 65 ft. GUY ROPE, pulley ring and snap. NEW .65

GIBSON GIRL, SCR 578B Transmitter for sending distress signals from boats. Transmitter complete with balloon, hydrogen generator, kite and installation manuals. NEW. Export packed \$19.50
 NEW Domestic packed 17.50
 Transmitter only, tubes 5.95

APN4—RECEIVER, contains power supply and manual. NEW \$17.50

BC 348—MOUNTING BASE, Postpaid. \$2.50
 BC 348—OUTLET. NEW .80
 BC 348—MOUNTING BASE and OUTLET PLUG. Postpaid 3.00

BC 357 J—BEACON RECEIVER, 75 mc., tubes \$ 3.45
 MN 26C—RADIO COMPASS RECEIVER, tubes 17.50
 BC 464—TARGET RECEIVER, 5 channel remote control, battery case and ant. 68-73MC. NEW 14.95
 INTERPHONE AMPLIFIER—BC 709; Ideal for Aircraft, booster for telephones, etc. NEW 4.50

PE 120A POWER SUPPLY with tubes. NEW \$9.75
 PE 120A POWER SUPPLY with tubes. USED 5.50

100 mmf. variable capacitor with anti-backlash worm gear drive, P.O. 274N Transmitter. NEW \$1.00
 Johnson Variable Capacitor 250 F20. NEW 1.45
 SCR-274 REMOTE Tuning Head, 27 v. 100 CRANK for 274N Receivers. NEW .60

CD-501A CABLE for PE 103A-BC654A. \$1.95
 FRAME MOUNTING BC654A-103A. 4.95
 RM-29 REMOTE CONTROL UNIT, RINGER. NEW 8.75

BC 375 TRANSMITTER ONLY, used, less tubes. \$9.50
 INTERPHONE AMPLIFIER—CMX50128A, 12 v., 8 watts output, P.O. 218D Input 27 v. 100 and dynamotor. NEW 8.50

TRANSFORMER: 5 v. at 190 amperes; 115 v., 60 cycle input. USED \$12.95
 2000-0-200 at 50 ma.; 6.3 v., 3 amps. output, 115 volt, 60 cycle input. NEW 2.50
 100 watt Class B modulation transformer. P.O. BC 375. 2.95
 PEERLESS HO-20 line matching transformer, 50/125/200/500 ohms. NEW 1.50

400 CYCLE INVERTERS—ALL BRAND NEW General Electric, 5D21NH3A Input 27 v., 35 amps. Output 115 v., 485VA, single phase. \$12.50
 General Electric, PE-218D Input 27 v., 100 amps. Output 115 v., 1500VA, single phase. 20.00

PHOTOCON SALES

1060-2 North Allen Avenue, Pasadena 7, Calif. TERMS: f.o.d. Pasadena, unless postpaid. 25% on all C.O.D. orders.

Transient Distortion

(Continued from page 39)

stages instead of only around the power output stage as is common practice at present.

Although it is common to think of a speaker as having only one resonant point, this is usually far from the case. Various resonances of portions of the speaker diaphragm may appear throughout the audible range. Anyone who has listened to a speaker with a torn cone or loose suspension will realize the disagreeable effects produced. Cone "breakup" in large radiators due to steep wave fronts has long been recognized, and in most high-quality systems, large radiators with heavy, rigid diaphragms are employed, coupled to the power amplifier through a low-pass filter to eliminate the effect of steep wave fronts. Experiments have shown that cone breakup may occur as low as six hundred cycles, and for this reason some systems employ crossovers of four hundred cycles or lower. Additional speakers with smaller, lighter diaphragms are used to cover the higher frequency ranges.

A second factor of importance is the fact that when a single radiator is designed to cover a wide frequency range, the high-frequency response may depend largely on various resonances occurring in this range. This is especially true in conventional speakers for frequencies above one thousand cycles where the dimensions of the speaker become comparable to the wavelength of the sound generated. In this case, portions of the cone tend to become virtual diaphragms vibrating with different rates and amplitudes, and, of course, different resonant periods. Several factors result. Sudden peaks and dips in the response curve may result due to the different modes of vibration of the various portions of the cone, and may be the result of cancellation, reinforcement, or standing waves, depending on the phase shifts involved. Likewise these high-frequency resonances may be shock excited by steep wave fronts such as found in wide-range reproduction, or stimulated by wave trains of similar frequency. In practice, screechiness, and distortion of some tones or combination tones result.

Another related effect is partly physiological in nature and is due to the fact that the ear apparently acts as a form of integrating mechanism for sounds of short duration and various repetition rates. In the case of static or noise consisting of short pulses, speaker resonance and hangover may greatly increase the audibility of these sounds.

A very important and neglected form of distortion is a product of poor transient response. As mentioned before, poor speakers may take several cycles to build up to maximum value when a steady tone is applied. This factor may result in excessive discrim-

TECHNICAL KO's

SPECIAL: 10% discount on orders of \$5 or more.
 *Except on Television Boosters, Antennas & High Frequency Adapters.

OIL FILLED CONDENSERS		TRANSMITTING MICAS	
.05 MFD	1000 V \$0.35	.00005	2500 V \$0.15
.05	500 V .14	.00005	3000 V .35
.1	2500 V .75	.00005	5000 V .85
.1	750 V 1.65	.00067	2500 V .25
2x.1	7000 V 4.10	.0025	2500 V .75
.12	15000 V 7.95	.0025	5000 V .85
.25	1000 V .35	.005	2500 V .25
.25	4000 V 2.15	.0072	5000 V .85
.25	6000 V 3.75	.008	5000 V .85
10x.25	600 V 1.05	.001	2800 V .25
.5	600 V .28	.002	1000 V .20
.5	1000 V .40	.002	3000 V .65
.5	2000 V .75	.003	2500 V .30
.75	2000 V .60	.003	3000 V .65
.77	330 VAC .30	.004	2500 V .35
1.0	1000 V .45	.005	1000 T.V. .15
2.0	200 V .20	.005	3000 V .65
2.0	600 V .40	.006	2000 V .35
2.0	1000 V .60	.008	1200 V .15
4.0	600 V .60	.01	1000 T.V. .15
4.0	1000 V 1.00		
5.0	250 VAC .55		
6.0	1000 V 1.45		
8.0	500 V .85		
8.0	1000 V 1.75		
10.0	600 V 1.00		
30.0	90 VAC1.40		
	330 VAC3.75		

TUBES-CHOKE-POTS	
Tubes: 12K8\$0.29
Choke: 100MA-10H, 250 Ohm.1.59
Pots: 20K-50K-100K19
Dual: 1/2 Meg. '250K-50K'30

RESISTOR KIT ASSORTED 1/4 & 1 W.100' for \$1.49	
BATHUB KIT 3x1.5 .05. etc.10 for .58
CONDENSER KIT .01-.0001.100 for 2.99
MICAS .01, .002, .005 etc. ALL VALUES08
.01 150V PAPER (MIDGET)60 for 1.00
0.1 600V PAPER8 for 1.00

TELEVISION

*ANTENNA with 5' Mast Dipole and Reflector \$ 6.95
 *High Frequency Adapter 4.65
 300 Ohm twin lead-100 Ft. 1.75
 72 Ohm co-axial cable-100 Ft. 5.50
 Standoff ins. 3"-300 Ohm or co-ax. .08
 Expansion Bolts 1/4"x3" .10
 Carbonyl Drill 1/8", 5/16" 1.65
 3/4" Friction Tape 1/2" Roll .35
 *BOOSTER—ALL CHANNELS 24.95

\$2.00 min. order F.O.B. N.Y.C. Add postage 50% deposit, balance C.O.D. with all orders. Manufacturers' inquiries invited. Send for Flyer. Prices are subject to change without notice.

TECHNICAL RADIO PARTS CO.

Moved to Larger Quarters
 557 McDonald Ave. Brooklyn 18, N. Y.
 Dept. RN11

LEARN
Electricity OR Radio-Television
 IN THE GREAT SHOPS OF
COYNE



TRAIN QUICKLY!
OLDEST, BEST EQUIPPED SCHOOL of ITS KIND in U.S.
2 Opportunity Fields

Come to the Great Shops of COYNE in Chicago during our 50th Anniversary Year! Get quick, practical training in RADIO-TELEVISION or ELECTRICITY. G.I. Approved. Finance plan for non-veterans. Mail Coupon Today for complete details.

NOT "HOME-STUDY" COURSES!
 You learn on real, full-size equipment, not by mail. Finest staff of trained instructors to help you get ready quickly for a better job, a fine future.

FREE BOOKS Clip coupon for big illustrated TRICITY or RADIO-TELEVISION. Both books sent FREE if you wish. No obligation; no salesman will call. Act NOW!

B. W. COOKE, Pres.
 COYNE Electrical & Radio School, Dept. 49-85H
 500 S. Paulina Street, Chicago 12, Illinois

Send FREE BOOK and full details on:
 ELECTRICITY RADIO-TELEVISION
 NAME
 ADDRESS
 CITY STATE

MICROWAVE TEST EQUIPMENT

RADAR RADIO SETS

- SCR518 (New)
- YD-2
- SCR578
- RC145 (New)
- RC148 (New)
- SCR610 (Used)
- APS-3 (Used)
- APS-4 (Used & New)
- APS-15 (Near Comp)
- QBG-1 (New)
- SO-1 (Used)
- SO-13 (Used)
- SQ (Used)
- CPN-6 (Unused)
- TBM (Used)
- TDE (Used)
- RAK-7 (New)
- TBK-19 (New)
- SE-SF
- SG-SN (New)



THERMISTOR BRIDGE: Power meter I-203-A. 10 cm. mfg. W.E. Complete with meter, interpolation chart, portable carrying case as shown. \$72.50
TS I2/AP VSWR METER, Consisting of Slotted Line, and all additional fittings and ampl. for 3CM operation. New and complete. \$450.00
 Bell Labs. Dual Mount mixer-beacon assemblies. 2 cm. pleter mixer-beacon mounts on gold-plated wave-guide section. \$50.00
 Slotted Line. Bell Labs. 1 1/2" x 3/4" guide, gold plated. \$150.00
W. E. I 139. Signal generator. 2700 to 2900 Mc range. Lighthouse tube oscillator with attenuator & output meter. 15 VAC input, reg. Pur. supply. With circuit diagram. \$50.00
 3 cm. Wavemeter: 9200 to 11,000 mc transmission type with square flanges. \$15.00
 3 cm. stabilizer cavity, transmission type. \$20.00
 3 cm. Wavemeter. Micrometer head mounted on X-Band guide. Freq. range approx. 7900 to 10,000 Mc. \$75.00
 A Complete Line of Microwave Plumbing. Send for List

NBFM-465 KC DISCRIM XFMRS. FOSTER-SEELEY WITH CIRCUIT DIAGRAM. \$2.50 EA.

VARISTORS

D-171631\$0.95
D-16717695
D-16868795
D-17181295
D-17152895
D-16329895
D-16854995
D-1624823.00
D-1662712.50
D-1623561.50
D-161871A2.85

THERMISTORS

D-167332 (tube)\$0.95
D-170396 (bead)95
D-167613 (button)95
D-166228 (button)95
D-164699 for MTC, in "X" band Guide2.50
D-167018 (tube)95

COAX PLUGS

831SP\$0.35
831AP35
831HP15
UG 21/U85
UG 86/U95
UG 254/U75
UG 255/U1.25
UG 146/U1.00
UG 85/U1.25
UG 25/U1.25
CSJ 491371.25

MAGNETRONS

Tube	Freq. Range	Pk. Pwr. Out.	Price
2J31	2820-2860 mc.	265 K.W.	\$25.00
2J32-A	2820-2860 mc.	50 K.W.	\$35.00
2J32	2827-3333 mc.	265 K.W.	\$25.00
2J36	2892-3019 mc.	275 K.W.	\$25.00
2J37	2927-2992 mc.	275 K.W.	\$25.00
2J32	2780-2820 mc.	285 K.W.	\$25.00
2J37	3249-3283 mc.	5 K.W.	\$15.00
2J38 Pkg.	3267-3333 mc.	87 K.W.	\$35.00
2J40	9305-9325 mc.	10 K.W.	\$65.00
2J49	9300-9160 mc.	50 K.W.	\$85.00
2J51 Pkg.	9345-9405 mc.	50 K.W.	\$35.00
2J61	3000-3100 mc.	35 K.W.	\$65.00
2J62	2914-3010 mc.	35 K.W.	\$65.00
3J51	24,000 mc.	50 K.W.	\$55.00
5J30			\$99.50
714AY			\$25.00
720BY	2800 mc.	1000 K.W.	\$50.00
720CY			\$50.00
725-A	9345-9405 mc.	50 K.W.	\$25.00
730-A	9345-9405 mc.	50 K.W.	\$25.00
Klystrons: 722A/B	\$12.50; 707B W/Cavity		\$20.00
	417A	2K41	\$65.00

MAGNETRON MAGNETS

GAUSS POLE DIAM.	SPACING	PRICE
5200	21/32 in.	\$4.50
4850	5/8 in.	\$12.50
1500	1 1/2 in.	\$12.50
1300	1 3/4 in.	\$12.50

TUNABLE PKGD. "CW" MAGNETRONS

QK 61	2975-3200 mc.	QK 62	3150-3375 mc.
QK 60	2800-3200 mc.	QK 59	2675-2900 mc.
New, Guaranteed	Each		\$65.00

BC929 SCOPE

Excellent foundation for Hi-Gain Oscilloscope. Complete with 8 tubes including 3BP1, and conversion data. For 110V, 60 cy. oper. New\$24.95



SPECIALS

COAX CABLE

RG 9/U, 52 ohms\$24/Ft.
RG 17/U, 52 ohms imp.\$48/Ft.
RG 57/U, Twin Cond. 95 ohms\$55/Ft.
RG 18/U, 52 ohm imp. armored\$50/Ft.
RG 28/U, Twin cond. 23 ohm imp. armored\$50/Ft.
RG 28/U, 50 ohm imp. pulse cable. Corona\$50/Ft.
min. starting voltage 100 V. 60 cy.	
RG 35/U, 70 ohm imp. armored\$50/Ft.

CARBON PILE VOLTAGE REGULATORS

Type "A" Coil current .105 to .115 amp. 80 volts. Lead Electric. Power of Xmt. can be directly measured. Measures DC voltages up to 500 Volts. Original operation on 110 V. 400 cy. but conversion kit makes it operable on 110, 60 cy. new, and complete with tubes, crystal, cal. chart, antenna, meser.\$29.95

TEST SET 159 TPX

Measures frequency between 150 & 200 mc. by heterodyne method. Power of Xmt. can be directly measured. Measures DC voltages up to 500 Volts. Original operation on 110 V. 400 cy. but conversion kit makes it operable on 110, 60 cy. new, and complete with tubes, crystal, cal. chart, antenna, meser.\$29.95

ARC-3 AUDIO TRANSFORMERS

T-102, #55545	T-104, #55547
T-103, #55546	T-105, #55548
T-206, #55530	

Price, each\$1.95
 MOD. XMPR: PP 807's to PR. 807's CL. "C"\$1.65
 DRIVER XMPR: 80V's Driver to PP 811 Grids\$1.45
 UNIVERSAL OUTPUT: Amertran Slicor. PRI: 20,000/16,000/5000/4000 ohms. Sec: 600/137.5/3.83 ohms. Solds. content Flat to 17,000 CY.\$4.75

CONVERSION COILS FOR ARC-5 TRANSMITTERS

M.O. Coils	P.A. Coils	Antenna Loading Coils	Freq. Range
\$1.00 ea.	\$1.00 ea.	\$.85 ea.	3-4 Mc.
6029	6030	6034	4-5.3 Mc.

CONVERSION KIT, consisting of 1-M-O coil, P.A. coil, 1-ANTENNA COIL, in any one particular frequency range\$2.00
 ARC No. 4990, variable xmtg capacitor, 22-4-145 mmf. .05" spacing, 11 rotors, each 60 cy. new, and complete.\$1.00
 ARC 5632 Var. Xmtg. capacitor, 29.2-117 mmf. .06" spacing, 16 rotors, worm drive: 9:11\$1.00
 80 METER VFO KIT. Kit consists of the following: 1-6029 M.O. coil, 1-5632 tuning condenser, 1-4990 padding cap, 1-ARC-5 Xmtg. schematic. Complete kit.\$2.75

INSTRUCTION MANUALS

BC 312, BC 342\$1.25
SCR 2811.00
ZA Eqpt.1.50

VIBRATORS

TR 1210, 12 vdc, 5 pin.\$1.00
OAK V-6675, 24-32 vdc, 7 pin.1.00
Mal. Type G534C, 12 vdc, 5 pin.1.00
Mal. Type G629-C, 12 vdc, 4 pin.1.00
Radiart VR2, 6v. DC. 6-pin special.1.00

MICROPHONE ELEMENTS

Carbon transmitter element for TS11-J, TS11-L, TS13-E, TS15-A\$.75 ea.
 Element for microphone T-24, 30 ohm resistance.\$5 ea.
 T-17 elements\$8. ea.

HEADSETS

Dynamic Mike and Headset Combination. A high quality, efficient unit, used in B-19 tank Xmters. Mike and phones complete, new.\$2.75
 HEADSET, WE #716A, with dual plug patch cord.\$9.95

CROSS POINTER INDICATOR

ID 24-ARN-9 Dual A 0-200 microamp. movement in 3" case. Each movement brought out to 6-term receptacle at rear. Originally used in ILS equipment.\$5.50
 New\$5.50
 ZA Type\$10.00



POWER EQUIPMENT

STEP DOWN TRANSFORMER: Pri. 440/220/110 volts a.c. 60 cycles. 3 KVA. Sec. 115 v. 2500 volt insulation. Size 12 1/2" x 7". \$40.00
PLATE TRANSFORMER: Pri: 117 v. 60 cy. Sec. 17,600 @ 144 ma. with choke. Oil immersed. Size: 26 3/4" x 13" American. \$120.00
FILE TRANS. U8699. Pri: 115 v. 60 cy. Sec: Two 5 v. 2.5 amp wdgs. 29 KV test.\$24.50
VOLTAGE REG. Transist. Amertran type R4 2 KVA load. input: 90/130 v. 50-60 cy. output 115 v. 60 cy. \$40.00
ITE CIRCUIT BREAKER. 115 A, 600 v. Mod KJ 6801 (Raytheon). Pri: 110 v. 60 cy. 1 ph. Sec: 22,000 v. 234 ma. 5.35 KVA. Dim: 23" x 34" x 10 1/2". \$15.00
31911 (Amertran): Pri: 115v. 60 cy. 3 ph. 4 KVA. Sec: 105/125 v. Dim: 10 1/2" x 4 1/2" x 13 1/2". \$120.00
PLATE XFMR: Pri: 195v. 22, 340 v. 60 cy. 1 ph. 16.7 KVA. Sec: 3850 v. 30 KV test.
FILE XFMR: Kenyon. Pri: 210/215/220/225/230 X24/240 vac. 60 v. Sec: 11 v. 35 amp; 10 v. 35 amp et; 7.5 v. 35 amp et; 5 v. 35 amp et; 2.5 v. 35 amp et. \$37.50
FILE TRANS: K8767. Pri: 115 v. 60 cy. Sec: 2 wdg: 5 v @ 5 amps. 15 KV Test.\$15.00

COMBINATION TRANSFORMERS

#5102: Pri: 117V, 60 cy. Sec: 1080 V.C.T. @ 55 Ma. 6.3V @ 1.2A. 6.3V @ 1.2A.\$8.95
 #5104: 6000 volt, 150 ma; 9 v. 3 amp; 6.3 v. 3 amp; 5.0 v. 3 amp.\$6.95
 KS 8931: 585 volt, 86 ma; 5 v. 3 amp; 6.3 v. 3 amp.\$4.25

OIL CONDENSERS

1.5 MFD., 6000 vdc.\$12.50
 1 MFD., 25,000 volts.\$99.50
 .25 MFD., 20,000 vdc.\$17.50
 10 MFD., 6000 vdc.\$11.79
 3x10 MFD., delta connected synchro-capacitor, 90v. 60 cycles.\$4.95
 .1 MFD., 6000 vdc. 25P-600G2.\$8.50
 A complete line of 400 cycle and subsg transform-ers in stock. Send for list.

GREAT TUBE VALUES

Tube	Price	Tube	Price	Tube	Price
101-A	\$0.45	10Y	\$0.60	837	\$1.95
1824	4.85	12A6	25	823	4.99
2C21	.89	12K8Y	.65	860	15.00
2C22	.69	12SF7	.49	861	40.00
2J1-A	25.00	12ST7	.72	874	4.95
2J2	25.00	15R	1.40	876	4.95
2J25	25.00	28D7	.75	1005	.35
2J27	25.00	30 (Spec.)	.59	1022	.35
2J31	25.00	30A (Spec.)	.59	1624	.85
2J32	25.00	39/4A	.49	1629	.35
2J33	25.00	40	.51	1630	.50
2J39	35.00	227A	3.85	9002	.65
2J40	60.00	225	8.80	9004	.47
2J42	85.00	268-A	29.00	CF 12	1.95
2J53	35.00	355A	19.50	EF 50	.79
3J31	55.00	417A	25.00	EL-148	.75
2-2 879	.69	530	90.00	EL-127	20.00
3BP1	2.25	531	45.00	FG258A	165.00
3C24	.60	532	3.95	FC 271	40.00
3C30	.70	539	4.00	GL 582	75.00
3D6	.79	562	90.00	GL 623	75.00
3CP1	3.50	615	.89	GL 697	75.00
3D21-A	1.50	703-A	7.90	ML 100	60.00
3DP1	2.25	704-A	.75	OK59	65.00
3EP1	2.95	705-A	2.85	OK60	65.00
3FP7	3.85	707-5	120.00	OK61	65.00
3Q5	.79	714AY	25.00	OK62	65.00
3BP1	1.95	715-B	12.00	RCA 932*	.65
3C30	1.95	720BY	5.90	VR 5	1.00
3CP1	3.75	721-A	3.60	VR 130	1.25
3FP7	3.50	723-A/B	12.50	VR 135	1.25
3J27	1.15	724	2.10	VR 136	1.25
3J30	39.50	725-A	25.00	VU 120	1.00
6G	2.00	726-A	15.00	VU 134	1.00
6L6GA	8.00	800	1.10	WJ 532	1.75
6CS7	.70	801-A	1.10	WV 150	3.00
7C4	1.00	804	9.95	WT 260	5.00
7E5	1.00	815	2.00	WT 261	5.00
7E6	.72	836	1.15	* With cavity.	
				* Photocell.	

POWER CHOKES

SWING CHOKES:	Price	6 HY 150 MA:	Price
4.5 to 8 hy. 2 to 1 amp\$10.95	Dual, 120 hy, 17 ma.2.45
12 OHMS1.45	Dual, 2.5 hy, 2.6 amp.1.50
.03 hy. 2 A.1.45	35 hy. 35 A.7.50
5.5 hy. 125 ma.1.50	Dual 2.5 hy, 13 ma.1.50
25 hy. 65 ma.1.50	1 hy. 12 A.16.00
Dual 7 hy. 75 ma.1.10	Dual .5 hy. 380 ma.95
63 ma. 400 ma.1.65	Dual 400 ma, 31275
Dual 2 hy. 150 ma.75	2 hy. 200 ma.65
.116 hy. 150 ma.4.50		

131-A
 Liberty St.
 New York 7, N. Y.

All merchandise guaranteed. Mail orders promptly filled. All parts, F.O.B. New York City. Send Money Order or Check. Only shipping charges sent C.O.D.
COMMUNICATIONS EQUIPMENT CO.
 MANUFACTURERS QUANTITIES AVAILABLE
 PHONE DIGBY 9-4124

A CHALLENGE — Order a model 247. Disregard the unbelievably low price and compare it on the basis of appearance, quality and performance to any other Tube Tester (ANY MAKE, ANY PRICE). If you are not completely satisfied with the model 247 after a 15 day trial, return it to us for full refund—no explanation necessary. The model 247 is not surplus nor is it a hashed over pre-war model. It is newly designed and incorporates new advances in Tube Tester design. Read the description below and order one today!

THE NEW MODEL 247



TUBE TESTER

Checks octals, loctals, bantam jr. peanut, television miniatures, magic eye, hearing aids, thyratrons, the new type H.F. miniatures, etc.

Features:

- * A newly designed element selector switch reduces the possibility of obsolescence to an absolute minimum.
- * When checking Diode, Triode and Pentode sections of multi-purpose tubes, sections can be tested individually. A special isolating circuit allows each section to be tested as if it were in a separate envelope.

The Model 247 provides a super sensitive method of checking for shorts and leakages up to 5 Megohms between any and all of the terminals.

One of the most important improvements, we believe, is the fact that the 4 position fast-action snap switches are all numbered in exact accordance with the standard R.M.A. numbering system. Thus, if the element terminating in pin No. 7 of a tube is under test, button No. 7 is used for that test.

Model 247 comes complete with new speed-read chart. Comes housed in handsome, hand-rubbed oak cabinet sloped for bench use. A slip-on portable hinged cover is included for outside use. Size: 10 3/4" x 8 3/4" x 5 3/4".

20% Deposit Required on All C.O.D. Orders.

ONLY
\$29⁹⁰
NET

MOSS ELECTRONIC DISTRIBUTING CO. DEPT. RN-4, 229 FULTON ST. NEW YORK 7, N. Y.




**What Receiver Would You Like to Have?
What Do You Have to Trade-In?
I Will Make You the Best Deal!**

Nobody can beat Bob Henry on a trade-in! (I make the deals myself.)
Nobody can beat Bob Henry's world's lowest credit terms! (I finance the thing myself.)

Bob Henry gives you immediate delivery on practically anything in the amateur or communications receiver line. (I carry the world's biggest stock.) Bob Henry gives YOU FREE ten-day trial and FREE 90-day service! (I don't want you to buy anything you don't want.)

These are just some of the reasons why Bob Henry sells more receivers than anyone in the world! EVERYTHING has some trade-in value. Write me what you have and what you want. We can do business!

Bob Henry
W4ARA



SX-42 Greatest continuous frequency coverage of any communications receiver—from 540 kc to 110 Mc. One superb unit with 6 bands; AM, FM, CW. Finest performance obtainable. **\$275.00**



SX-43 All essential ham frequencies from 540 kc to 108 Mc. In the band of 44 to 55 Mc, wide band FM or narrow band AM, just right for narrow band FM reception is provided. **\$189.50**

COMPLETE STOCK OF ALL HALLICRAFTERS RECEIVERS AND TRANSMITTERS

Write for catalog, prices, time sale information

Butler 2, Missouri

HENRY RADIO STORES

11240 Olympic Blvd
LOS ANGELES 25
CALIF.

WORLD'S LARGEST DISTRIBUTORS OF SHORT WAVE RECEIVERS

ination against complex waveforms due to the fact that it is easier for the cone to vibrate in the form of a sine wave or near sine wave than in other methods. As a result, a system with over-all static frequency response flat from fifty to ten thousand cycles may exhibit very low fidelity and a noticeable lack of middle register. This form of distortion is very common and is sometimes offset to a degree by deliberately introducing distortion in the amplifier or speaker to "brighten" the tone. More desirable methods of overcoming this form of distortion are the use of multiple speaker systems and the use of high-quality speakers with powerful magnetic structures. Phase shift in audio amplifiers may produce considerable alteration of complex wave structures and, of course, pickups and microphones may do the same. Instruments with high harmonic output suffer excessively from this form of distortion and may be almost indistinguishable in musical selections.

Many radiomen will have the equipment necessary to make simple tests regarding transient distortion. A simple pulse generator and an oscilloscope are the basic elements. Pulses from the generator are applied to the equipment under test and checked stage by stage with the oscilloscope to determine distortion that may arise in the amplifier. In most cases when the scope is hooked across the voice coil of the loudspeaker, transient distortion due to low-frequency speaker resonance is clearly visible. In the case of an amplifier with a low effective output impedance, it is advisable to use a crystal microphone and preamplifier in connection with the oscilloscope to determine the acoustic output of the system. Effects of wall reflections should be reduced by placing the microphone close to the speaker, although if a fixed system is being examined, it may be desirable to investigate the acoustic conditions of the room. Several oscillograms of the waveforms obtained by this pulse method are shown.

Much more interesting information may be obtained by using a variable-frequency audio oscillator in connection with an electronic switch. Simple transient wave trains of various envelope widths and frequencies may be obtained in this manner. When applied to a reproducing system, this test method provides a simple means of detecting envelope distortion, various speaker resonances, and harmonic distortion in the initial cycles of a pulsed wave train. Examples of these distortions are illustrated in the oscilloscope patterns shown. As mentioned earlier, the larger speakers, especially those with corrugated cones, may tend to produce complex standing waves which make close-up measurements difficult. This effect is immediately noticeable by moving the microphone back and forth in front of the speaker. It is suggested that an approximation to actual listening conditions may be obtained by using two identical micro-

RADIO & TELEVISION NEWS

IT'S SATISFACTION— or YOUR MONEY BACK at— R & M RADIO



Cost Gov't
over \$600

Famous SCR 274-N A Complete Radio Station TRANSMITTERS & RECEIVERS FOR 10-20-40-80 METERS **\$39.50**

This sensation of all surplus is a complete amateur radio station! Other ways to use it: Xmtr. VFO driver stage gives your BC-375-E RF output up to 150 watts. Make swell standby receivers with the BC-348 on round-table "rag chews." You get all this: 3 receivers—190-550 kc. "Lazy Q Fiver," 3-6 and 6-9.1 mc; 2 xmtrs., 4-5.3 mc, 5.3-7 mc; 4 dynamotors—28 v. DC input; 1 modulator with carbon mike input; 2 control boxes; 1 coupling box with r-f ammeter, ant. relay and 5000 v. 50 mmfd. WE vacuum condenser (ant. relays can be used with most rigs); and a complete set of 29 popular tubes. CAN BE SHIPPED F.O.B. ARIZONA, OKLA., OR VIRGINIA.

We still have a few BC-375 transmitters available at \$20 each FOB Arizona complete with 5 tuning units. Transmitter and 1 tuning unit, dynamotor, antenna loading unit—FOB Oklahoma, only \$15.00.

INTER-COM



Factory
Close-Out!

Brand New and Priced
for Quick Clearance!

Limited
Quantity

\$14.95

(List price \$34.95)

Price includes master station, one remote, and 50' of wire. Rig it up as a "baby-sitter" with pick-up at baby's crib. Useful in office, or for instant contact with basement, garage, attic, kitchen. Simple to install—just plug it in to 110 v. AC or DC socket.




BC 1206

**LAZY Q FIVER
SINGLE SIGNAL RECEPTION**


\$9.95

The littlest BIG BUY ever offered! A BC-1206 Satchell Carlson receiver will take the place of BC-153 (Lazy Q Fiver). We think it's even better. Here's why: **Smaller**—4" x 4" x 6 1/2"; weighs only 3 lb. 14 oz. **Less current drain**, .75 amps at 24 v. DC. IF freq. 135 kc. A conventional superhet circuit is employed and is arranged so that AVC will prevent overloading on strong signals.



APN-4 RCVR—'SCOPE POWER SUPPLY

4 switch-selected screw-driver tuned RF channels; IF freq. 1050 kc, band-width 45-60 kc; RF freq. 16 2000 kc. Tubes: (2) 2Y2, (3) 6B4, (4) 6SK7, (1) ea. 5U4, 6SU7, 6SA7, 6H6, VR150. Makes fixed tuner for med. freq. police calls or PA system. Has power supply for 5" scope, with 400 cycle trans. Electronic-controlled low v. supply; delivers 260 vdc. 150 mils reg. to .01%. Power supply alone worth **\$8.95** more than price.



THE FAMOUS 'PUTT-PUTT'

**Gasoline Generator
(HRU-28)**

28 - 32
Volts D.C. **\$74.50**
ONLY

Single cylinder, 2-cycle gasoline engine with generator that is rated at 2,000 watts direct current, 70 amps. Has unlimited use around a farm; useful as field day power supply. More literature upon request.

TRANSFORMERS

For converting SCR-274-N to 115
Volts AC.

No. 1 Power Transformer. Pri—115v
60 cycle; sec—500 CT .06 Amp. 24v
1/2 amp. **\$3.90**

No. 2 Filament Transformer. Pri—
115v 60 cycle; Sec. 1—14v 7 1/2 amp.;
sec. 2 14v 7 1/2 amp. Series 28v 7 1/2
amp. Parallel 14v 15 amp. **\$4.50**

No. 3 Filament XMFR. Pri—115v
60 cycle; Sec. 24v 2 amps. **\$2.25**

• Speakers—Brand New Permanent Magnet

4" \$ 1.60
5" 1.85
12" Jensen in Metal Case 14.50
10% discount, purchase of 2 or more

• Heavy Duty Transmitting Chokes

8 HY—500 MA—5000 V INS.
Price each **\$8.95**

• Condensers—Fixed

.05 Mfd. 600 Volts	\$0.15
10 Mfd. 350 Volts	.69
15 Mfd. 150 Volts	.60
16 x 16 450 Volts	1.20
20 250 Volts	.69
40 150 Volts	.75
50 150 Volts	.69
150 25 Volts	.54
200 10 Volts	.45
8 x 8 Can. Electrolytic	1.50

Tubes (New, in Original Cartons).
For the SCR-274-N Command Set &
Others.

12A6	69c	ODS- VF150	75c
12SR7	69c	12SA7	69c
12K8	69c	77	59c
12SK7	69c	78	59c
12SF7	69c	89	59c
1625	89c	38322	\$1.19
1626	79c	12J5-GT	69c
1629	89c		

ALL EQUIPMENT F.O.B.

BE SURE TO WRITE FOR BARGAIN BULLETIN

Name.....
Address.....
City.....
Zone.....State.....

DUAL POWER SUPPLY

LOW DRAIN 6 VOLT TRANSMITTER
AND RECEIVER POWER SUPPLY


Use our dual dynamotors by wiring them in series and use one on receivers and both in transmitter. High voltage output 600 volts at 48 watts. Low voltage 300 volts at 24 watts.

SAVE YOUR

BATTERY!

\$4.95
each

Both for **\$8.95**



• SAVE C.O.D. CHARGES and speed your order by remitting in full or 25% deposit. Please don't send money for postage, we ship "transportation charges collect". These prices supersede all previous prices. Write every month for BARGAIN BULLETIN.

R & M RADIO COMPANY

1426 N. QUINCY ST. DEPT. RN-49 ARLINGTON, VIRGINIA

NOW! A \$10 SALE

for every record-player in your area!

LIST PRICE \$7.50



SELL NEW TITONE PICKUP!

● FIRST BASIC PICKUP ADVANCE IN 10 YEARS—the original piezoelectric ceramic pickup!

● SELLS ITSELF IN A 2-TO-5-MINUTE CALL! Fits all tone arms. Whenever your service men make any call—let all your customers hear TITONE. They'll say "SOLD!" and you'll profit, because—

● TRANSCRIPTION TONE QUALITY! Full frequency to 10,000 cycles! Bell-like supertone makes even old players thrilling!

● SURE-FIRE IN HUMID CLIMATES! Utterly unaffected by climate, moisture, fungus! Booms sales, wins back customers.

● DOUBLES RECORD LIFE AND PLEASURE! Gives "ordinary" records sparkling quality—revives worn favorites. Will play down to 1/2 normal pressure, NO "needle talk!"

● RUGGED! PERMANENT! No crystals, magnets, filaments to fail! No pre-amplifiers. Ceramic TITONE performs perfectly for years!

NO TONE LIKE TITONE

CALL YOUR JOBBER or write to SONOTONE Box T-2, Elmsford, N.Y.

phones separated by approximately six inches to give the effect of an artificial head. It is of further interest to note that definite alterations of tone color may result from the production of standing waves, especially when one ear is at a node and the other at an antinode.

In conclusion, it seems reasonable to assume that the problems facing the audio constructor are intimately associated with transient distortion in its various forms. Almost all of the steps taken by amplifier and speaker manufacturers in recent years to reduce intermodulation effects have meant a corresponding reduction in transient distortion. Triode output stages, heavy inverse feedback, and multiple speaker systems all having a very definite effect on transient response.

A brief summary of transient distortions include: booms and thumps, ringing sensations following some tones or combination tones, change of tone color, lifelessness, synthetic reverberation effects, discrimination against complex tones, dynamic distortion of high-level sounds of short duration, screechiness resulting from excessive distortion of the beginning cycles of a pulse or excitation of various speaker resonances, mushiness or indistinctness, and a virtual amplification of static or needle noise.

In fairness it should be pointed out that the average radio is not so much a reproducing instrument as it is a musical instrument producing simple tones over a limited frequency range and often in a very pleasing manner. Where accurate, wide-range reproduction is desired, however, the elimination of transient distortion is of paramount importance.

Contest Instructors Wanted

Ham clubs or individuals who are planning on entering Radio & Television News' \$10,000 Ham Contest, and are looking for trainees, should contact the following individuals. The men listed below have shown their desire to become amateurs. Only those in your immediate vicinity should be contacted. See last month's issue of RADIO & TELEVISION NEWS for complete details on contest.

MR. HOWARD GOODHEART
Sam Goodheart & Co.
48 West 37th Street, New York 18, N. Y.

MR. JORDAN KAPLAN
5536 West Jackson Blvd., Chicago, Illinois

MR. MORRIS RUBIN
Municipal Metallic Bed Mfg. Corp.
Merrick, New York

MR. MATTHEW HILLSMAN
396 Sheridan Ave., Nemaconlin, Pa.

MR. JOSEPH A. BUTKIEWICZ
4487 Mildred, Wayne, Michigan

MR. JEROME R. WEISS
50 West Walnut Street
Long Beach, Long Island, New York

MR. RONALD THEIS
Route 4, Box 1275, Bremerton, Wash.

MR. R. J. PINKERTON
1157 Amherst Ave., Los Angeles 24, Calif.

MR. A. P. BORDIGNON
903 Clifton St., Ft. Worth 7, Texas

MR. CHARLES J. SHABOO
122 E. Liberty St., Danbury, Conn.

DESIGNED ESPECIALLY FOR TELEVISION MANUFACTURERS*

	<p>Model 13837 CHOKE 5.5 H., 225 ma. DC, 70 ohms resistance. Size: 2 1/2" x 2 3/8" x 3 1/8" — Weight: 2 3/4 lbs. PRICE—quantities of 500—\$1.68 ea. Special quotations for larger quantities.</p>
	<p>Model 5678 POWER TRANSFORMER Primary—115 volts 60 cycles Sec. No. 1—800 volts CT, 225 ma. DC. Sec. No. 2—6.3 volts, 8 amps. Sec. No. 3—6.3 volts, .6 amps. Sec. No. 4—5 volts, 2 amps. Sec. No. 5—5 volts, 2 amps. Size: 4" x 5" x 4 1/2" Weight: 11 lbs. PRICE—quantities of 500—\$5.72 ea. Special quotations for larger quantities.</p>

*Changes in specifications will be made to meet individual manufacturers' requirements.

PEERLESS ELECTRICAL PRODUCTS DIVISION

6920 McKinley Ave.,
Los Angeles 1, Calif.
161 Sixth Ave., N. Y. 13



Frazar & Hansen, 301 Clay St.,
San Francisco 11, Calif.
Exclusive Export Agent

★ ★ ★ ★ ★ ★ ★ ★ ★ ★

10,000 VOLT STAR TESTER

MODEL M-204

\$34⁹⁵

BEST BUY TODAY!

Here, for the first time, is a moderately priced tester with full 10,000 volt DC range—now indispensable for Television as well as AM and FM testing. FEATURES: 31 separate ranges, including 6 AC and 6 DC voltage ranges, 5 output meter, 4 DC current, 5 resistance and 5 decibel ranges. Large 4 1/2" wide vision meter. 20,000 ohms per volt DC sensitivity. 10,000 volts maximum DC. 2500 volts maximum AC. Lightweight compact metal cabinet with etched aluminum panel.

Order one today from your dealer or write to:

STAR MEASUREMENTS CO.
442 East 166th St., New York 56, N. Y.

★ ★ ★ ★ ★ ★ ★ ★ ★ ★

RADIO & TELEVISION NEWS

RADIO TUBES

NOW SAME WEEK DELIVERY!

32¹/₂¢
ea.

YOUR CHOICE

32¹/₂¢
ea.

LARGEST TUBE STOCK IN THE COUNTRY at ROCK BOTTOM PRICES. Cartoned and Guaranteed. .37c ea. in smaller quantities.

in lots of 100 or more

in lots of 100 or more

FREE!

\$20.00 worth of condensers (list value), 10 Cornell-Dubilier 15-15 at 150V or standard brand 20-30 Filters at 150V. FREE with each 100 tubes.

Popular GT Miniature and Loctal Tubes. All individually cartoned and guaranteed best quality. Available at this low price and may be assorted. THE FIRST REAL SCOOP FOR THE SERVICE DEALER.

7Y4	3Q4	6H6GT	10	24A	46
7Z4	3S4	6J5GT	12A8GT	25L6GT	47
7B6	5U4G	6J7GT	12A6	25Z5	50
7E6	5V4	6K6GT	12A7	25Z6GT	50B5
7E5	5X4G	6K7GT	12AT6	26	50L6GT
7C4	5Y3GT	6P5GT	12AU6	27	56
14X7	5Y4G	6Q7	12C8	30	57
1A5GT	5Z3	6Q6GT	12BA6	31	58
1A7GT	6A7	6R7	12BE6	32L7GT	70L7GT
1B4	6AC5GT	6SA7GT	12F5	35	71A
1C4	6A3	6SC7GT	12H6	35/51	75
1H5GT	6A8GT	6SD7GT	12J5	35B5	76
1L4	6AJ5	6SF5GT	12J7GT	35C5	78
1N5GT	6AQ6	6SF7	12K7GT	35L6GT	80
1P5	6AT6	6SG7GT	12K8G	35W4	81
1Q5	6B6	6SH7	12Q7GT	35Z4GT	83
1R4	6B7	6SJ7GT	12SA7GT	35Z5GT	84/6Z4
1R5	6BA6	6SK7GT	12SH7GT	37	85
1S4	6BE6	6SL7GT	12SG7	37A	112A
1S5	6C4	6SQ7GT	12SJ7GT	38	89
1T4	6C5GT	6SR7GT	12SK7GT	39	117L7GT
1U4	6C6	6TB7	12SN7GT	39/44	117P7GT
1V	6C8G	6U7GT	12SQ7GT	40	117Z3
2A3	6D6	6V6GT	12SR7	41	182B
2A5	6F5G	6X4	12SR7GT	42	183
2A7	6F6GT	6X5GT	20	43	482B
2B7	6F8G	6Y6G	2050	44	483
3A4	6G6	9T8	2051	45	

TELEVISION TUBES

Special!

54¢ each

in 100 lots, assorted


59c each in smaller quantities.

1B3	6AU6	6T8
6J6	6BD6	12AU7
6AG5	6BH6	12AT7
6AK5	6BJ6	12AX7
6BG6G	6S8GT	12S8
6AL5	6SN7GT	12BA7
6AQ5	OZ4	19T8

100 lot prices also apply to mixed assortments of 32¹/₂¢ and 54¢ tubes. IF YOU WISH, tear out this page and send it in. Just write in quantities desired. Please print name and address plainly.



5 TUBE Super AC-DC KIT
Packed complete including tubes, plastic cabinet, all parts and the easiest, best instructions ever printed. Students, hobbyists, experimenters, hams—build your own radio, each. Quantity prices upon request. **\$11.95**



PM SPEAKERS
Nationally advertised brands—**GUARANTEED—best quality**
5" Alnico 5 Magnet. Lots of 10, ea. 95c
4" ea. 95c
3" ea. 95c
2" ea. 95c
Individual price ea. 99c
6" Lots of 10, ea. \$1.49
Individual price ea. 1.59
8" ea. 3.65
10" ea. 4.25
12" ea. 4.95

BY-PASS CONDENSERS
6c each—Lots of 100 (assorted) **\$4.95**




.001 mfd, 600V.	ea. 6c
.002 ea. 6c	
.005 ea. 6c	
.01 ea. 6c	
.02 ea. 6c	
.05 ea. 7c	
.1 ea. 8c	



FILTER CONDENSERS
Highest Quality Standard Brands, All Fresh Stock Electrolytic.
60-60 mfd, 150V. ea. 39c
(Small size, low price, use in place of 60-40, 50-30, 50-50, 40-40, 30-30, etc.)

STOCK UP AT THESE PRICES

20-20 mfd, 150V.	ea. 39c	40 mfd, 150V.	ea. 29c
30-30 mfd, 150V.	ea. 47c	8 mfd, 450V.	ea. 21c
40-40 mfd, 150V.	ea. 49c	8-8 mfd, 450V.	ea. 43c
50-50 mfd, 150V.	ea. 49c	10-10 mfd, 450V.	ea. 43c
20 mfd, 150V.	ea. 25c	20-20 mfd, 450V.	ea. 39c
		25 mfd, 25V.	ea. 17c



OUTPUT TRANSFORMERS For: 50L6, 50B5, 50A5, 50C6, 32L7, 70L7, 26A7, 6W6, 28D7, 70A7, 1276, 6A5, 6B4, 25C6, 7C5, 2A3, 6A3, 6Y6, 25B6, 25L6, 6L6. each **39c**
For: 6V6, 6F6, 3Q5, 42, 41, 43, 45, 50, 71A, 12A5, 25A6, 25A7, 6N7, 6A6, 25N6, 25B5, 117L7, 117M7, 117N7, 117P7, 35A5, 6AH5, 6AL6. ea. **49c**

IF TRANSFORMERS
Standard replacement **45c**
Each
Standard replacement **45c**
Budget

VOLUME CONTROLS
500,000 ohms with switch and long shaft—best brands **35c**

MISCELLANEOUS BUYS!
Crystal Cartridge
L-72A ea. \$1.49
1 to 1.5 V Cartridge ea. 1.39
6-Ft. Line Cords
Good rubber with plug 10 for 1.25
Push-Back Wire
100-ft. rolls per roll 49c
4-Prong Vibrators ea. \$1.25
Selenium Rectifiers
Standard 100 mil. ea. 69c

UNIVERSAL OUTPUT TRANSFORMER SPECIAL—Up to 12 watts to almost any speaker . . 99c ea.


All Merchandise is Brand New and nationally advertised brands.—Minimum order \$5.00: all shipments F.O.B. Chicago . . ORDER TODAY! 20% additional on small orders outside continental United States. Low Price Catalog sent with first order.

CLEAR-VAC CO. 5036 RAVENSWOOD AVE. CHICAGO, ILLINOIS
"Clear heads order from CLEAR-VAC"

MORE
MORE

MORE Hams are buying Hallicrafters T-64 TV chassis every day . . . as fast as they learn of its **LOW PRICE**, its new **DUAL FOCUS** pictures, its superior **PERFORMANCE**, and its **EASE** of installation.

hallicrafters



MODEL T-64

TV CHASSIS \$169⁹⁵ { 64 or 56 sq. in. picture on 10-in. tube }
{ 95 or 84 sq. in. picture on 12-in. tube }

(Bracket for 12-in. tube available at slight extra cost)



R. C. (Dick) HALL
W5E1B

Quick Service ☆ Easy Terms
☆ Liberal Allowance
☆ Personal Attention

R. C. & L. F. Hall, Inc.

1306 Clay—Phone G 9731
HOUSTON, TEXAS

961 Pearl—Phone 4-7740
BEAUMONT, TEXAS

1803 23rd—Phone 2-4807
GALVESTON, TEXAS

Write for Catalog

Big picture TV at a price no more than you would pay for a complete small set. Factory wired, aligned, and tested. With speaker and all tubes except CR tube.

OTHER HALLICRAFTERS


- 509 10-in. TV . . . \$269.50
- 506 7-in. TV . . . 149.50
- T-54 7-in. TV . . . 139.50
- SX-62 Bdcst Rcvr. 269.50
- SX-43 Comm Rcvr 189.50
- S-40A Comm Rcvr 99.50
- S-38 Comm Rcvr. 49.95

What's New In Radio

(Continued from page 68)

starts the record when the pickup is placed in playing position.


Full information and detailed literature may be obtained by writing to



American Microphone Company, 370 South Fair Oaks Avenue, Pasadena 2, California.

HI VOLT POWER SUPPLY

Condenser Products Company, 1375 North Branch Street, Chicago 22, Illinois, announces the addition to its line of Hi Volt power supplies, Numbers PS-5, PS-10, and PS-30, which



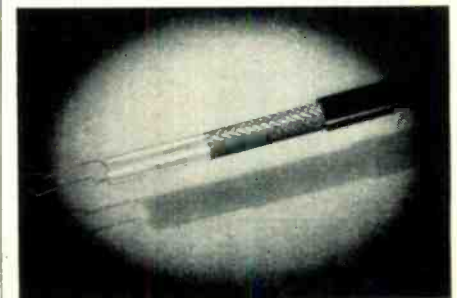
have respective outputs of 5000, 10,000, and 30,000 volts.

These power supplies are used for oscilloscopes, radiation counters, insulation testers, electrostatic precipitators, etc. The containers are gray lacquer coated terne or tin plate and are hermetically sealed and oil filled.

300-OHM SHIELDED LEAD-IN

To solve the problem of noise introduced into lead-in lines from outside sources, the Federal Telephone and Radio Corporation, East Newark, New Jersey, developed the K-111 shielded, balanced line, which assures a perfect match between antenna and receiver.

A feature of this line is its constant characteristic impedance, independent of the proximity of any metallic objects, enabling it to shield out all in-





terfering signals normally induced in the transmission line. The cable may eliminate, in many cases, the necessity for expensive and elaborate antennas.

**BUILD YOUR OWN
SMALL PARTS STORAGE CABINETS
TO FIT YOUR SPACE AND NEED**

**ALL STEEL
CONSTRUCTION**

Assemble quickly
Units rigidly interlock
Smooth drawer operation
Durable green finish



M1010

TWO CONVENIENT SIZES—LOW PRICE

M1010 (small drawer unit)—5" front to back, 2 1/4" wide, 2 1/4" deep—40c each. Accommodates 3 drawer dividers—2 for 5c—Part No. M1011.
M1212 (large drawer unit)—11 1/4" front to back, 3 1/2" wide, 3" deep—\$1.29 each. Accommodates 5 drawer dividers—5c each—Part No. M1213.



FIT ANY SPACE

Jobbers—some excellent territories still open—present jobbers say it's one of the fastest moving items carried.

Makes ideal package or merchandiser for small parts. Available retail through radio shop—or write direct for nearest supplier.

**MULTI
DRAWER**

**THE CINCINNATI VENTILATING CO.
INCORPORATED
COVINGTON, KENTUCKY**

ANNOUNCING!

Greater Values Than Ever Before in Our
New Larger Store At 189 Greenwich St.,
N. Y. 7. (Come in and Browse Around)
Formerly 63 Day St.



LUCKY "7"

TWO-SPEED PLANETARY DRIVE

Auxiliary Speed Reducer fits on
Condenser Shaft back of panel or
on dial knob shafts. Ratios 5 to 1
and 1 to 1. Fits any 1/4 inch round
shaft.

57c Each—Two for **97c**

PERMALLOY SHIELDS
for CATHODE RAY TUBES

3" Shield **\$1.47**
5" Shield **1.97**

TRANSMITTING KEY

General purpose transmitting key on a heavy
die cast base, all mounted on a swiveling bracket
thru clamp. 1/8" pure silver contacts. Key can
be easily removed from clamp. Adjustable
bearings. Supplied with 5-foot cable and PL-55
phone plug.
Brand new—Each **57c**

SELENIUM RECTIFIERS
Full Wave Bridge Type

INPUT	OUTPUT	Rating	Price
up to 18v AC	up to 12v DC	1/2 Amp.	\$1.47
up to 18v AC	up to 12v DC	1 Amp.	1.97
up to 18v AC	up to 12v DC	5 Amp.	5.27
up to 18v AC	up to 12v DC	10 Amp.	8.97
up to 18v AC	up to 12v DC	15 Amp.	11.57
up to 18v AC	up to 12v DC	30 Amp.	22.57
up to 36v AC	up to 28v DC	1 Amp.	3.47
up to 36v AC	up to 28v DC	5 Amp.	8.57
up to 36v AC	up to 28v DC	10 Amp.	14.57
up to 36v AC	up to 28v DC	15 Amp.	22.27
up to 115v AC	up to 100v DC	25 Amp.	5.27
up to 115v AC	up to 100v DC	5 Amp.	22.57
up to 115v AC	up to 100v DC	3 Amp.	17.97

OIL CONDENSERS
NATIONALLY ADVERTISED BRANDS
All Ratings D. C.

2x.1mfd.	600v	\$0.37	1mfd.	2000v	\$0.97
.25mfd.	600v	.37	2mfd.	2000v	1.77
.5mfd.	600v	.37	4mfd.	2000v	3.77
1mfd.	600v	.37	15mfd.	2000v	4.97
2mfd.	600v	.37	4mfd.	2500v	3.97
4mfd.	600v	.57	2mfd.	2500v	2.47
8mfd.	600v	1.07	1mfd.	2500v	1.27
10mfd.	600v	1.17	25mfd.	2500v	1.47
3x.1mfd.	1000v	.47	.5mfd.	2500v	1.77
.25mfd.	1000v	.47	.05mfd.	3000v	1.97
1mfd.	1000v	.57	1mfd.	3000v	2.27
2mfd.	1000v	.67	.25mfd.	3000v	2.67
4mfd.	1000v	.87	1mfd.	3000v	3.47
8mfd.	1000v	1.97	12mfd.	3000v	6.97
10mfd.	1000v	2.07	2mfd.	4000v	5.97
15mfd.	1000v	2.27	1mfd.	5000v	4.97
20mfd.	1000v	2.97	1mfd.	7000v	2.97
24mfd.	1500v	6.97	3mfd.	4000v	6.97
.1mfd.	1750v	.87	2mfd.	3000v	3.47
.1mfd.	2000v	.97	2x.1mfd.	7000v	3.27
.25mfd.	2000v	1.07	.02mfd.	12000v	9.97
.5mfd.	2000v	1.17	.02mfd.	20000v	11.97

HIGH CAPACITY CONDENSERS

10,000 mfd.—25 WVDC	\$6.97
2x3500 mfd.—25 WVDC	3.47
2500 mfd.—3 VDC	.37
3000 mfd.—25 WVDC	2.47
2x1250 mfd.—10 VDC	1.27
1000 mfd.—15 WVDC	.97
200 mfd.—35 VDC	.57
100 mfd.—50 WVDC	.47
4x10 mfd.—400 VDC	.87
4000 mfd.—18 WVDC	1.97
4000 mfd.—25 WVDC	2.97
4000 mfd.—30 WVDC	3.27

PHONE DIGBY 9-0347

RADIO TUBES
NEW! STANDARD BRANDS!

1B24.....\$4.87	725A.....\$7.97	1LC6.....\$0.87
1B26.....3.97	726A.....4.57	1LD5......87
1B29.....3.47	800.....1.87	1LE3......97
1N21......67	801A......47	1LH4......77
1N23......77	802......47	1LN7......67
1N34.....1.37	803.....4.37	1O5GT......97
1P24......87	805.....3.97	1R5......67
1S21.....1.97	807.....1.07	1S4......67
2A1P1.....2.87	808.....1.57	1S5......57
2C21......27	809.....1.67	1T4......57
2C22......17	810.....4.97	3C8......57
2C26......27	811.....1.97	3Q5......47
2C34......27	812.....2.37	5U4......47
2C40......97	813.....5.87	5Y3......37
2C44......67	814.....2.67	6A7......57
2C46.....2.87	815.....2.47	6A8GT......57
2D21.....1.27	816.....1.97	6AG5......97
2J21.....9.87	822.....4.47	6E6GT......47
2J22.....9.87	829B.....3.47	6B4G......97
2J26.....9.87	832A.....2.97	6B6G.....1.47
2J31.....12.87	833A.....28.97	6C6......47
2J32.....14.87	836......97	6D6......47
2J36.....24.87	837.....1.57	6F5G......47
2J38.....14.57	838.....2.67	6F6GT......47
2J39.....18.47	841......47	6F6......57
2J40.....18.47	843......37	6H6......37
2J48.....14.97	845W.....3.87	6J5GT......47
2J49.....26.97	851.....14.97	6J7GT......67
2J54B.....18.97	860.....2.27	6K6GT......47
2J55.....18.97	861.....1.97	6L6GT......97
2K25.....23.97	864......47	6L6.....1.17
2K28.....8.97	865......67	6L7......77
2V3G......87	866A......97	6Q7GT......57
2X2......37	866JR.....1.07	6SA7GT......57
3AP1.....2.97	869B.....18.97	6SC7......57
3B1P1.....1.47	872A.....1.47	6SN7GT......57
3B22......57	874......67	6SH7......47
3B24.....1.27	876......37	6SJ7GT......47
3B26......87	878.....1.17	6SK7GT......47
3CP1.....2.67	884......97	6SL7GT......57
3C21.....3.97	885......87	6SN7GT......57
3C22.....2.97	902P1.....4.97	6SF7GT......57
3C23.....2.47	905.....1.87	6V6GT......67
3C30......47	923......87	6X6GT......57
3C31.....1.47	954......17	7A8......67
3DP1.....1.47	955......37	7B7......57
3D21A.....1.47	956......37	7C5......57
3E29.....3.37	957......27	7D6......67
4B24.....1.47	958......27	7F6......67
4E27.....12.97	1611......97	7Y4......67
5AP4.....3.97	1613......57	12A8GT......57
5BP1.....1.27	1616.....1.37	12AT6......47
5BP4.....2.47	1619......27	12AU6......67
5CP1.....1.97	1624......27	12B7GT......57
5D21.....18.97	1625......27	12BE6......47
5FP7.....1.37	1626......27	12B5GT......47
5JP1.....9.97	1629......27	12J7GT......47
5JP2.....9.97	1630......27	12Q7GT......57
5J29.....14.97	1636.....3.97	12SA7GT......57
5J30.....18.97	1638......47	12SF7GT......57
5LP1.....1.97	1641......37	12SJ7GT......47
5NP1.....11.97	1654.....1.97	12SK7GT......57
5R4GY.....1.07	1851......87	12SQ7GT......57
5T4......97	2050......67	12SR7GT......47
5T5......47	2051......47	14A7......57
5Z4......77	8005.....2.47	14B6......67
6AB7......77	8011......87	14Q7......57
6AC7......67	8012.....1.47	24A......67
6AK5......87	8013.....1.27	25L6GT......57
6AL5......67	8016.....1.37	25Z5......47
6CA......27	8020.....1.47	25Z6GT......47
6B6......57	8025.....3.57	25Z7......47
6Q5G.....1.97	9001......37	27......47
7EP4.....17.97	9002......37	30 Spec......27
10Y......27	9003......47	32L7GT......97
12A6......17	9004......27	35/51......57
12DP7.....12.87	9005......57	35A5......67
12GP7.....12.87	9006......27	35L6GT......57
13E.....2.47	93W4......47	35W4......47
15A......97	CK1005......27	35W5......57
24C......37	CK1090.....1.27	35Z3......67
45 Spec......37	EP50......47	35Z5GT......37
75TL.....2.47	FI23A.....9.97	36......77
100TH.....9.97	FI27A.....17.97	41......47
211......47	FI28A.....39.47	42......47
227A.....2.97	FG81A.....3.97	43......57
249C......77	FG105.....7.47	45......57
250R.....7.97	FG238B.....29.47	47......77
250TH.....19.47	GL146.....7.97	50A5......87
250TL.....19.47	GL697.....29.47	50B5......57
304TL......97	HY615......37	50L6GT......57
304TH.....3.47	ML100.....19.97	50Y6GT......57
316A......47	ML101.....39.47	56......47
327A.....2.97	ML502.....39.47	59......97
350B.....1.47	RK72.....1.37	70L7GT.....1.07
368AS.....1.97	RK73.....1.67	71A......57
371B......97	VR75......97	75......57
450TH.....29.87	VR78......37	76......47
530.....4.97	VR90......67	77......47
531.....2.97	VR105......67	78......47
559......97	VR150......67	80......47
575A.....12.97	VR127A.....2.37	81.....1.57
703A.....1.97	VU111......37	82......87
705A.....1.67	OZ4......67	83......87
706CY.....18.97	1A5GT......47	83V......87
715B.....7.97	1A7GT......57	84/6Z4......67
715C.....18.97	1H5GT......57	89......67
717A......97	1N5GT......57	117LGT.....1.17
721A.....1.57	1L4......97	117F7GT.....1.17
723A/B.....12.87	1LA6......87	117Z3......57
724A/B.....1.77	1L84......97	117Z6GT......87

NOW AVAILABLE

1000 KC Crystal **\$2.97**
Socket **.07**

RF VACUUM SWITCH
GE-1S21

9200 volts peak. 8 amps. Used as antenna
switch in Collins Art 13.

Brand New **\$2.47**

TRANSFORMER—115 V. 60 Cy.
HI-VOLTAGE INSULATION

2500v @ 15 ma.....	\$4.97
2150v @ 15 ma.....	3.97
1750v @ 4 ma.; 6.3 v @ 3A.....	4.27
1600v @ 4 ma.; 700v CT @ 150 ma.; 6.3v @ 9A.....	6.47
525-0-525v @ 60 ma.; 925v @ 10 ma.; 2x5v @ 3A; 6.3v @ 3.6A; 6.3v @ 2A; 6.3v @ 1A.....	6.97
515-0-515v @ 175ma.; 5v @ 3A; 2.5v @ 5A.....	4.97
500-0-500v @ 25 ma.; 262-0-262v @ 55 ma.; 6.3v @ 1A; 2x5v @ 2A.....	4.47
500-0-500v @ 100 ma.; 5v CT @ 3A.....	3.97
450-0-450 @ 300 ma.; 140-0-140 @ 100 ma.; 36v @ 1A; 6.3v @ 5A; 5v @ 3A; 110/220 Dual Pri.....	7.97
400-315-0-100-315v @ 200 ma.; 2.5v @ 2A; 5v @ 3A; 6.3v @ 9A; 6.3v; 9A.....	5.97
400-0-400v @ 200 ma.; 5v @ 3A.....	3.97
350-0-350v @ 150 ma.; 5v @ 3A; 6.3v @ 6A; 78v @ 1A.....	3.97
385-0-385-550v @ 200 ma.; 2 1/2v @ 2A; 5v @ 3A; 3x6.3v @ 6A—PRI. 110/220.....	6.27
350-0-350v @ 35 ma.....	1.27
340-0-340v @ 300 ma.; 1540v @ 5 ma.....	4.97
335-0-335v @ 60 ma.; 5v @ 3A; 6.3v @ 2A; 0-13-17-21-23v @ 70 ma.—PRI. 110/220.....	3.97
325-0-325v @ 120 ma.; 10v @ 5A; 5v @ 7A.....	2.27
300-0-300v @ 65 ma.; 2x5v @ 2A; 6.3v @ 2 1/2A; 6.3v @ 1A.....	3.47
150-0-150 @ 80 ma.; 150 @ 40 ma.; 6.3v @ 3.5A; 6.3v @ 1A.....	1.97
150v @ 55A; 150v @ 2.13A; 5v @ 5A.....	3.97
120-0-120v @ 50 ma.....	.97
80-0-80v @ 225 ma.; 5v @ 2A; 5v @ 4A.....	3.97
24v @ 6A.....	3.47
3x10.3v @ 7A; CT.....	7.97
12.6v CT @ 10A; 11v CT @ 6.5A.....	6.97
6.3v @ 12A; 6.3v @ 2A; 115v @ 1A.....	3.47
6.3v @ 10A; 6.3v @ 1A.....	2.97
6.3v @ 1A; 2 1/2v @ 2A.....	2.47
6.3v @ 2 1/2A; 6.3v @ 2A; 2 1/2v @ 2A.....	4.97
6.3v @ 1A..... \$0.97	8v CT 1A..... .97
6v @ 15 amps RMS.....	1.97
6.3v CT @ 3A; 5v CT @ 4A.....	3.97

FILTER CHOKES

HI-VOLTAGE INSULATION

8 hy @ 300 ma.....	\$3.97	1 hy @ 800 ma.....	\$14.97
25 hy @ 160 ma.....	3.47	10 hy @ 250 ma.....	2.47
12 hy @ 150 ma.....	3.27	10 hy @ 200 ma.....	1.97
25 hy @ 65 ma.....	1.37	10/20 @ 85 ma.....	1.57
.05 hy @ 15 amps.....	7.97	15 hy @ 125 ma.....	1.37
1 hy @ 5 amps.....	6.97	15 hy @ 100 ma.....	1.37
4 hy @ 600 ma.....	5.97	3 hy @ 50 ma.....	.27
200 hy @ 10 ma.....	3.47	30 hy Dual @ 20 ma.....	1.47
600 hy @ 3 ma.....	3.47	8/30 hy @ 250 ma.....	3.47
325 hy @ 3 ma.....	3.47		

All Tubes guaranteed, except for open filaments, shorts and broken glass, for which we check before shipment. Please specify how to ship.

All Prices Subject to Change Without Notice

All merchandise guaranteed. Mail orders promptly filled. All prices F.O.B. New York City. Send money order or check. Shipping charges sent C.O.D. Minimum order \$5.00. 20% Deposit required with all orders.

RADIO HAM SHACK Inc.<



Radio Servicemen

FREE 1949
CATALOG

ALL MERCHANDISE AVAILABLE ON
WARDS MONTHLY PAYMENT PLAN

This Supplement to Wards Electronic Equipment Catalog contains nationally known test instruments for the radio serviceman. Has everything from pocket-size meters to large oscillographs, including new models for servicing FM, AM and television equipment.

Also features high quality Sound Systems at greatly reduced prices, television sets and accessories, amateur gear, and high fidelity radio components.

Mail coupon for your free Catalog

Mac's Service Shop (Continued from page 42)

most certain to get an answer. Scratch many a big name in electronic engineering, and you will find a ham underneath.

"Some of you have asked what 'practical' benefits you can expect from being an amateur. While practical considerations are not usually considered a fair means of measuring a hobby, I know from experience that hamming does have some dollars-and-cents advantages, especially if your work has any connection with radio.

"Being a ham is just about the most painless way to acquire a knowledge of radio theory and practice. Because you are interested, you seem to absorb a knowledge of radio as casually and as effortlessly as a sponge takes up water. The strong currents of r.f. you work with in a transmitter are of sufficient strength to be observed and easily measured with ordinary instruments. You can see how r.f. behaves; you do not have to imagine, as is the case when you are studying books.

"The arrival of television has suddenly placed a spotlight on the work that hams have been doing with high-frequency beam antennas for many years. Yagi beams, corner reflectors, stacked arrays, terminated rhombics—these and all of the other terms that are popping up like dandelions in the service literature these days are old stuff to the radio amateurs. In fact, Mr. McGregor says that installing a TV antenna is the one job in which he is inclined to pay some attention to my opinion!"

Mac nodded his head in vigorous agreement.

"I do not want you to think," Barney continued, "that being a ham will make

you a radio serviceman or a radio engineer, for that certainly is not so; but it will give you an excellent foundation for any kind of work in the field of electronics.

"Finally, I want to point out that ham radio is a democratic hobby. When a radio amateur travels, he keeps one eye cocked on the rooftops; and when he sees a transmitting antenna, he knows that his knock at the door will be welcome. The house may be a mansion; the antenna may be a multi-element rotary beam; and the ham himself may only have a single 6L6 on eighty meters; but he will still be welcome. That's the way hams are. The nice part of it is, too, that the fellow with the single 6L6 will be having just as much fun hamming as will the man with the custom-built kilowatt. Amateur radio is a hobby that can be entered at almost any financial level with a guaranteed maximum return in enjoyment. I know that as far as I am concerned it will be my Number One Hobby for the rest of my life."


That terminated Barney's speech, and the rest of the meeting was given over to arranging details of future meetings. At last, when they were all gone and Barney and Mac were locking up, Mac suddenly said, "Red, I hope you never take up selling gold bricks."

"Why not?" Barney asked.

"Because I'd probably buy one. I had intended to be just a spectator at these meetings, but after that high-pressure sales talk you gave tonight—and I may as well admit right now that I never thought you had it in you to give a speech like that—you can reserve a seat for me right up next to teacher's desk; and if I flunk my code exam, I'll fire you!"

"Hey! That's swell!" Barney gasped. "I kind of hoped you would join us, but—well golly, that is swell!" —30—

The Coast Guard was never like this! Commander Chet Gibson of Seattle, commander of the Coast Guard Auxiliary Flotilla 21, has installed a Hallicrafters Model T-54 television receiver aboard his 40 foot cabin cruiser "Hilma III." According to Mr. Gibson, the installation is a complete success even when the antenna is disconnected. Satisfactory pictures are obtained up to 8 miles out without any antenna. Other instances have been noted in which TV reception over water has been possible over long distances, far in excess of the theoretical "line-of-sight" television radius.



RN
MONTGOMERY WARD—Chicago,
Baltimore, Albany, St. Paul, Denver,
Kansas City, Portland, Oakland, Ft. Worth.

Please send free 1949 Supplement to Wards
Electronic Equipment Catalog.

Name.....
(Please PRINT plainly)

Address.....

City.....State.....

Within the Industry
(Continued from page 26)

cluding *Insl-X Co.*, *Lear, Inc.*, *Measurements Corp.*, *Shallcross Mfg. Co.*, and *Superior Electric Co.* **THE CORNELL-DUBILIER ELECTRIC CORPORATION**, South Plainfield, New Jersey, has announced the opening of a mid-west direct factory sales office at 605 W. Washington Blvd., Chicago, Ill. The office will be supervised by Charles H. Caine, Chicago. **THE FAIRCHILD RECORDING EQUIPMENT CORPORATION** has a new address: 154th St. and 7th Ave., Whitestone, New York. **FREED TRANSFORMER COMPANY, INC.**, has moved to its new location, 1718-36 Weirfield St., Brooklyn 27, N. Y.

G. W. DeSOUSA has been appointed staff assistant to the divisions manager of *General Electric Company's* Tube Division at Schenectady, N. Y.



A native of New York City, Mr. DeSousa was graduated from Princeton University and has spent nine years

with the *Farnsworth Television and Radio Corp.* of Fort Wayne. He joined *General Electric Company* in 1948 in the Marketing Division.

KIMBLE GLASS will expand its television bulb manufacturing operations and other glass production into the *Owens-Illinois* plant in Columbus, Ohio. A definite date for reopening of the Columbus plant has not been set, as it must be made ready in gradual stages.

The new plant should be in full operation by May 1 and will virtually duplicate the Westwood production set-up in Toledo. Demands for *Kimble Glass* television bulbs have taxed the production capacity of the Westwood plant, making it necessary to supplement that operation by the addition of the Columbus facilities.

JOHN S. GARCEAU, formerly of *Farnsworth Television and Radio Corporation*, has been appointed to head the advertising and sales promotion program of the *York Corporation*.

Until recently, Mr. Garceau acted as chairman of the Radio Manufacturers Association Advertising Committee, a post held for seven years. His experience during the past 15 years in the appliance, radio, and television industry includes positions held with *Crosley Corporation* and *Fairbanks Morse*.

DR. HENRY A. STRAUS has received the appointment of principal research engineer at *Bendix Radio Division* in Baltimore, and will be active with research and development on ultra-high frequency circuits, special antenna design, and in radio and radar developments.

—THE BEST IN ELECTRONIC SURPLUS—
20 TO 40 MC ROTARY ANTENNA



Operating from 12 volts DC, this equipment (known as RC-163 Radio Beacon Eqpt.) will solve most of the antenna headaches of broadcast, FM, and television engineers concerned with mobile link operation. Also ideal for amateur stations, since the array is designed for 20 to 40 mc operation without any other change than that of a small plug-in inductor. Four coils are supplied for this frequency coverage, but other coils can be easily made for higher or lower frequencies. Designed for directive reception as well as transmission, antenna is Adcock type and arranged for vertically polarized radiation. Change to horizontal polarization can be easily accomplished by rotating crossarms (mechanically) 90 degrees. An automatic code keyer which sends various International Code characters as the antenna is made to rotate (for identifying each 15 degree position), makes it ideal for plane or ship homing or navigation. Code keyer easily removed for straight transmission. Rotation is clockwise, and 2 1/2 rpm. Power consumed approximately 54 watts (4.5 amps), when rotating motor is "ON." Supplied with antenna array, antenna mount with rotating motor, code discs, audio oscillator, phase-load box, mast sight, tuning indicator-receiver which checks field strength as well as frequency, valuable compass and tripod, control panel, all necessary cables and complete technical manuals for installation, theory and service. Equipment is NEW and export packed, two cases per complete set.

PRICE, EACH..... **\$169.50**




AMAZING "SNOOPERSCOPE" TUBE

An infra-Red Image Converter Tube made in Britain that enabled combat men to see in the dark and through camouflage. No scanning or amplifiers necessary! Uses only infra-red light source and simple high-voltage supply which can be easily built from toy ignition transformer and rectifier tube. An optical system for long-range work or where magnification of image is desired, can be made from toy telescope. Shows image in greenish-white color on 1 1/2" screen. Has wonderful possibilities for darkroom work, fog penetration devices, night photography, etc. With technical data and diagrams. All NEW, individually boxed tubes.

PRICE, EACH..... **\$8.00**
TWO FOR \$15.00. 6 or more, each..... **\$6.00**

BIGGEST BARGAIN — FOR PUBLIC ADDRESS MEN!

RCA—25-Watt Mobile Amplifier—with RCA Dynamic Microphone



This is a swell buy for sound men, for installation in trucks, excursion boats, carnivals, etc. The unit operates from 12 volts DC (storage battery power), is extremely compact, and delivers 25 watts peak power on speech or music with extremely good fidelity. Amplifier measures 1 1/2" x 8" x 6 3/4", and incorporates a 6J7 driving a 6SN-7, driving 2-6L6 Beam Power tubes. A self-rectifying 12-volt vibrator pack is mounted within the amplifier. A fine close-talking dynamic hand microphone with cable and plug connector (all RCA mfr.) is also supplied. Value of this beautifully constructed equipment is over \$250.00. New, Surplus, and guaranteed!

NEW, COMPLETE, ONLY \$42.50

SPECIAL BARGAINS!!

TYPE-MAB 135 Volt "B" and 1.5 Volt "A" Battery Block, for personal and battery portable radios. This battery will give added RF gain and power output to battery sets because of the additional plate voltage over conventional battery blocks which are usually only 90 volts. Uses standard 5-prong plug connector for connection. Dim.: 3 1/2" x 1 1/4" x 6 3/4". All Export packed for long shelf-life. **\$5.00** and guaranteed perfect. Five (5) for

HANDY-TALKIE BATTERIES, for SCR536 or RC611. Type BA-38, 103.5 volt "B" battery, and type BA-37 1.5 volt "A" battery. All export packed and guaranteed perfect. **\$2.50** PRICE, Per Set (both batteries)

VT-127A Platinum Grid VHF Tube. PRICE, EACH \$ 2.25

450 TH. GE or Nachlett.....	EACH	24.90
807	EACH	1.20
813	EACH	7.50
861	EACH	32.50
872A	EACH	2.45
450TL	EACH	29.95
527	EACH	11.95
750TL	EACH	49.50


All Prices F.O.B. N.Y.C.

32 VDC 110 AC CONVERTER

Mfd. by Kato Engineering, for marine or farm installation. Rotary type, compact and ruggedly built for continuous duty. Rubber shock mounting on filter case, with complete input and output filtering. Output 110 volts, 60 cycles AC, 225 KVA, but will operate efficiently on loads up to 300 watts. New units only. **\$39.95**

PRICE, EACH

Quantities, 10 or more, Each..... **\$32.00**



5-Meter Walkie-Talkie

Model BC-322 Transceiver, simple, popular communications unit. Freq. range 52-65 mc. Uses only two tubes, types 33 and 30. Includes a 5 MC crystal in a crystal calibrator circuit. Range 5 to 50 miles, depending upon location and altitude. Operates from single battery block (not supplied) available from mfr., or other sources. Supplied with handset and telescoping antenna. Excellent condition.

PRICE, EACH..... **\$22.95**

All Material Offered Subject to Prior Sale

Minimum Order—\$5.00; at least 25% Deposit required on all C.O.D.'s

TELEMARINE COMMUNICATIONS COMPANY

Phone—LONGacre 4-4490-1

280 Ninth Ave., New York 1, N. Y.



Television's Great New DISAPPEARING ACT!

The CRAFTSMEN
SLIDE-RULE*
ANTENNA

NOW YOU SEE IT . . .

With calibrated dipole arms extended, the amazing new Slide-Rule antenna gives you instant, precision tuning of all TV channels and FM. One simple operation! Works on any TV set.



ONLY
\$9.95

No other antenna gives you

ALL THESE FEATURES

- **INSTANT CHANNEL TUNING.** Dipole arm is calibrated with all TV channel numbers, plus entire FM band. Simply extend one metal loop to desired channel position. Other arm extends automatically. Slide-rule accuracy!
- **FOLDED DIPOLE DESIGN.** Never before on a portable antenna! Rugged, efficient folded dipole gives sharper, better performance — with 20 per cent less dipole length!
- **PERFECT RECEIVER MATCH.** Eliminates "ghosts," inter-channel interference, etc., due to mismatching. Ample lead is 300-ohm, twin-line type — correctly matches antenna and receiver!
- **FULLY RETRACTING ARMS.** Push button control silently retracts dipole into attractive walnut hammertone housing. Only 4½" x 2½" when closed! Felt bottom protects furniture.

NOW YOU DON'T!

What compactness! With the click of a button, antenna arms disappear smoothly, silently into a case so small it would fit in your pocket! No unsightly indoor antenna. No expensive rooftop installation.

*Patent Pending

Sold by leading distributors

For information, write dept. A

The **RADIO CRAFTSMEN Inc.**

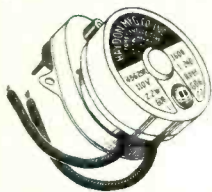
1341 S. MICHIGAN AVE., CHICAGO 5, ILL.

SAVE MONEY BRAND NEW GUARANTEED GENERAL ELECTRIC SELSYN

Type 2JIG1

Will operate from 110 volts, 60 cycle by using a resistor or a condenser in series. Size is 2¼" in diameter x 4¾" long. Ideal for beam antenna position indicator.


Price **\$2.75**
per pair — removed from new equipment



HAYDEN TIMING
Type 45629R

110 volts, 60 cycle, 2.2 watts, 1/240 R.P.M.

Price **\$3.00**
ea. net, new.



DELCO ALNICO
Field Motor
Type 5069466

27.5 volts D.C. 10,000 R.P.M. 1" x 1¾" x 2¼" long.

Price **\$3.00**
ea. net—new.

Delco Alnico Field Motor Type 5069611, 12 volts D.C. 10,000 R.P.M. 1" x 1¾" x 2½" long.

Price **\$3.50**
ea. net, new

Write for complete listings

INSTRUMENT ASSOCIATES
147-57 41st Ave., Flushing, N. Y.
INdependence 3-1919

HIWAY COMPANY April Shower of Values!

TUBE OF THE MONTH—829B
One of the most popular tubes at THE most popular price!
Brand new ea. **\$3.49**

Special: order 4 for only **\$13.00**
and we prepay shipping!

POWER TRANSFORMER C-288
Brand new! Used in BC 342 receiver. Primary: 115V, 60 cycle. Secondaries: 310-0-310V 70 Mils, 2—12V good for 8 tubes and 1—5V for rectifier. The two 12V can be connected in series for 24V. The perfect power transformer for the TCS Receiver below and other surplus receivers. ea. **\$4.95**

TCS RECEIVER—3-BAND
1.5 Mcs to 12 Mcs. Designed by the top commercial communication equipment manufacturer—Collins. A proven, rugged performer. Standard on every Navy ship afloat. Good used condition. **\$34.95**

.19-55 MC ARC - 5 RECEIVER
85 Kc. I.F. The top "Q"5'er. Used but good condition. Also connections for loop ant. Less dyno. Wt. 12 lbs. Ea. **\$8.95**

7-9 MC ARC-5 TRANSMITTER
With tubes and crystals. Used, excellent condition. Wt. 13 lbs. **\$9.95**

PIPE THE SPECIAL!
12DP7. Brand new. **\$13.95**

THE HIWAY POLICY: Satisfaction guaranteed or your money back. 25% deposit with order **OR** save C.O.D. charges—remit in full plus shipping costs.

HIWAY COMPANY

Electronic Division

1304 S. HOOVER ST.

(Just S. of Pico)

(Fitzroy 0343)

LOS ANGELES 6, CALIFORNIA

Send for our **FREE catalogue!**

He was a key figure in the development of gun laying radar and in the Navy's MARK-56 radar. Both developments have been cited as being among the most advanced radar devices to come out of World War II.

Dr. Straus was formerly a scientist with the Atomic Energy Commission, having done development work at Oak Ridge.

* * *

FRANCES E. SOLOW has been appointed to the newly-created position of director of public relations and research at *Emerson Radio & Phonograph Corporation*.

Miss Solow joined *Emerson Radio* in 1924 and served as advertising manager until her recent appointment.

* * *

GAROD ELECTRONICS CORPORATION has formed a new branch in Long Beach, Ontario, a suburb of Toronto, to be known as *Garod Electronics, Ltd.*, of Canada. The new company will manufacture and distribute the company's line of radio and television receivers in the Dominion of Canada.

Although Canada, at least for the time being, does not have any television facilities or stations, the *Garod* receivers have been engineered so that Buffalo and Cleveland can be picked up throughout the Toronto area. Apparently a substantial market exists in Canada for the reception of television broadcasts from the United States.

* * *

CORNELL-DUBILIER ELECTRIC CORPORATION, South Plainfield, New Jersey, has purchased from *Maguire Industries, Incorporated*, all of the stock of *Radiart Corporation*, manufacturers of auto radio vibrators and television and auto antennas.

The three *Radiart* plants will be operated in Cleveland as a separate division of the *Cornell-Dubilier Electric Corporation*, one of the largest manufacturers of condensers. The company maintains other plants in New Jersey, Massachusetts, Rhode Island, and Indiana.

* * *

RICHARD E. HALL will cover the New England states of Maine, New Hampshire, Vermont, Massachusetts, Rhode Island, and Connecticut for the *American Phenolic Corporation*.



Since his release from the Air Force, Mr. Hall has been in the sales department of *Amphenol* at Chicago. He will maintain his office in the United Building, Boston 15, Mass. He succeeds the late Morrill P. Mims, who represented *Amphenol* in New England until his death in December, 1948.

After his war duties, Mr. Hall entered the Engineering Department at *Amphenol* in the antenna development laboratory. After an intensive training course on AN connectors in the general engineering department, he

RADIO & TELEVISION NEWS

was transferred to sales, where he did intensive field work out of the Chicago office.

THE SAMPSON COMPANY, a Chicago wholesaler, has been designated exclusive distributor of *Capehart* television, television-phonograph and radio instruments. The *Capehart* line is manufactured by the *Farnsworth Television and Radio Corporation*. **A. R. THIBAU**, 402 Manufacturers Exchange Building, Kansas City, Mo., has been chosen as sales representative of *Clarostat's* line of resistors, controls, and resistance devices. Mr. Thibau will cover Kansas, Nebraska, Western Missouri, with the exception of Jefferson City, and Iowa, with the exception of Waterloo, Cedar Rapids, Sioux City, and Fort Dodge. **THE EARL S. DIETRICH COMPANY** of Cleveland has been selected by the *Hallcrafters Company* to handle its regular communications line and television receivers. **FRANK M. BROWN COMPANY**, 12-16 Free Street, Portland, Maine, has been appointed distributor for *Arvin* radios and electrical appliances in the State of Maine and in Coas, Carroll, Belknap, and Grafton Counties, New Hampshire. The firm of **MERRITT AND ANDREE**, Room 1174, Merchandise Mart, Chicago, has been appointed district merchandiser for *Bendix Radio and Television* in the Northern Illinois and Lake County, and Indiana territories. **GRICE RADIO AND ELECTRONIC SUPPLIES** of 358-60 East Wright Street, Pensacola, Florida, has been appointed distributor for products of the Radio Tube Division of *Sylvania Electric Products, Inc.* **LEONARD ELECTRONIC SUPPLY COMPANY**, 106 W.S. Second Street, Roanoke, Va., has been appointed distributor of the *Sylvania Electric Products, Inc.* It will handle the *Sylvania* line of radio and television tubes, test equipment, and electronic products.

Engineer Bob McCreadie compares the new 8½-inch General Electric picture tube developed for low-priced sets with the old 7-inch type (bottom). This larger TV picture tube, say G-E engineers, will probably cost no more than the 7-inch sizes now used in inexpensive models but will offer 50 per-cent more viewing area. It is a metal type, employing magnetic focusing and deflection, and picture quality seems as good as other tubes.



April, 1949

SELENIUM RECTIFIERS AND SPECIALIZED ELECTRONIC COMPONENTS



VACUUM CAPACITATORS

Standard Brands

12 Mmfd	20 Kv.	\$4.95
50 Mmfd	20 Kv.	4.95
50 Mmfd	32 Kv.	5.95


SILVER CERAMIC TRIMMERS

820-Z	5-20 Mmfd Zero Temp.	24c
822-N	5-20 Mmfd Neg. 300.	24c
822-AZ	4.5-25 Mmfd Zero Temp.	24c
823-AN	20-125 Mmfd Neg. 650.	33c

FENWAL THERMOSWITCH

Normally Open or Closed, adjustable from -40° to +400° F. each \$1.25

"A" ELIMINATOR KIT + KC 1-10



A well-engineered 6 Volt D.C. power unit; for auto-radio and similar service work. Previously in the high-priced range. Now, in kit form, with all essential components to easily construct, and at a low, low price. This kit is designed to operate from a 115 A.C. 50/60 cycle source, and delivers 6 V. D.C., well filtered at eight amperes, with a peak rating of ten amperes. Complete with simplified instructions. **\$19.50**

FULL WAVE BRIDGE TYPES

Input 0-18VAC	Output 0-13VDC	Type#	Current	Price
B1-250	250 MA.			\$.98
B1-500	500 MA.			1.95
B1-1	1 AMP.			2.49
B1-1X5	1.5 AMP.			2.95
B1-3	3 AMP.			3.49
B1-5	5 AMP.			5.95
B1-10	10 AMP.			9.95
B1-15	15 AMP.			13.95
B1-20	20 AMP.			15.95
B1-30	30 AMP.			24.95
B1-40	40 AMP.			27.95
B1-50	50 AMP.			32.95
B1-60	60 AMP.			36.95

FULL WAVE BRIDGE TYPES

Input 0-54VAC	Output 0-40VDC	Type#	Current	Price
B3-150	150 MA.			\$1.25
B3-250	250 MA.			1.95
B3-600	600 MA.			3.25
B3-5	5 AMP.			13.95
B3-10	10 AMP.			24.95

Input 0-72VAC	Output 0-54VDC	Type#	Current	Price
B4-600	600 MA.			\$3.95
B4-3	3 AMP.			14.95
B4-5	5 AMP.			17.95
B4-10	10 AMP.			32.95

FULL WAVE BRIDGE TYPES

Input 0-36VAC	Output 0-26VDC	Type#	Current	Price
B2-150	150 MA.			\$.98
B2-220	220 MA.			1.25
B2-300	300 MA.			1.50
B2-450	450 MA.			1.95
B2-600	600 MA.			2.95
B2-1	1 AMP.			3.95
B2-2	2 AMP.			4.95
B2-3	3 AMP.			6.95
B2-5	5 AMP.			9.95
B2-6	6 AMP.			10.95
B2-7X5	7.5 AMP.			13.95
B2-10	10 AMP.			15.95
B2-15	15 AMP.			24.95
B2-20	20 AMP.			27.95
B2-30	30 AMP.			36.95

THREE PHASE BRIDGE TYPES

Input 0-126VAC	Output 0-130VDC	Type#	Current	Price
3B7-4	4 AMP.			\$32.95
3B7-6	6 AMP.			48.90
3B7-15	15 AMP.			70.00

Input 0-234VAC	Output 0-250VDC	Type#	Current	Price
3B13-4	4 AMP.			\$56.00
3B13-6	6 AMP.			81.50
3B13-15	15 AMP.			120.00

FULL WAVE BRIDGE TYPES

Input 0-115VAC	Output 0-110VDC	Type#	Current	Price
B6-150	150 MA.			\$1.95
B6-250	250 MA.			2.95
B6-600	600 MA.			5.95
B6-3	3 AMP.			18.95
B6-5	5 AMP.			24.95
B6-10	10 AMP.			36.95

Input 0-234VAC	Output 0-180VDC	Type#	Current	Price
B13-5	5 AMP.			\$54.95
B13-10	10 AMP.			69.95

CENTER TAPPED TYPES

Input 12-0-12VAC	Output 0-8VDC	Type#	Current	Price
C1-10	10 AMP.			\$7.95
C1-20	20 AMP.			12.95
C1-30	30 AMP.			17.95
C1-40	40 AMP.			21.95
C1-50	50 AMP.			25.95
C1-80	80 AMP.			34.95
C1-120	120 AMP.			46.95

Select Proper Capacitor From List Shown Below, to Obtain Higher D.C. Voltages Than Indicated

RECTIFIER MOUNTING BRACKETS

For Types B1 through B6, and Type C1 \$.35 per set
For Types B13..... .80 per set
For Types B13..... 1.20 per set

RECTIFIER TRANSFORMERS

Type#	Volts	Amps.	Price
XF15-12	15	12	\$3.95
TXF36-2	36	2	3.95
TXF36-5	36	5	4.95
TXF36-10	36	10	7.95
TXF36-15	36	15	11.95
TXF36-20	36	20	17.95

All TXF Types are Tapped to Deliver 32, 34, 36 Volts.

RECTIFIER CHOKES

Type#	Amps.	Price
HY2 .03 Hy	2	\$2.25
HY3 .03 Hy	3	2.95
HY5 .02 Hy	5	3.25
HY8X5 .02 Hy	8.5	7.95
HY10 .02 Hy	10	9.95
HY12 .02 Hy	12	12.95
HY15 .015 Hy	15	13.95

RECTIFIER CAPACITORS

Type#	Value	Voltage	Price
CF-13	6000 MFD	10VDC	\$2.49
CF-14	3000 MFD	12VDC	1.69
CF-15	6000 MFD	12VDC	2.95
CF-1	1000 MFD	15VDC	.98
CF-3	1000 MFD	25VDC	1.69
CF-4	2X3500 MFD	25VDC	3.45
CF-5	1500 MFD	30VDC	2.49
CF-6	4000 MFD	30VDC	3.25
CF-7	3000 MFD	35VDC	3.25
CF-8	100 MFD	50VDC	.95
CF-19	500 MFD	50VDC	1.95
CF-16	2000 MFD	50VDC	3.25
CF-9	200 MFD	150VDC	1.69
CF-10	500 MFD	150VDC	3.25
CF-11	100 MFD	350VDC	2.25
CF-12	125 MFD	350VDC	2.49

VARIABLE AIR TRIMMERS

Standard Brands—Screw Driver Adj.

Type#	Value	Price
7.5 MMF	\$2.90	\$27.00
25 MMF	3.10	29.00
50 MMF	3.30	31.00
100 MMF	4.10	39.00
140 MMF	4.90	47.00

METERS

O-15 MA. D.C. Weston #506 2" Rd.	\$2.95
O-50 A.D.C. Weston #301 3½" Rd., Enclosed shunt	5.50
O-60 A.D.C. West. w./shunt, 2½" Rd., aircraft type	3.25
O-120 A.D.C. West. w./shunt, 2½" Rd., aircraft type	4.95
O-8 V.A.C. G.E. 3½" Round	2.95
O-30 V.D.C. West. 2½" Rd., aircraft type	2.95
O-300 V.D.C. 2½" Rd. Bakelite Case	2.95

To avoid shipping errors, kindly order by type #. All prices subject to change without notice.

ATTENTION !!!

INDUSTRIALS, EXPORTERS, SCHOOLS, GOV'T AGENCIES, LABORATORIES.

Our engineering staff is at your service to facilitate the application of rectifiers to your specific requirements.

Write for quantity discounts on company letterhead.

Minimum order \$3.00. No C.O.D.'s under \$25.00. 25% deposit on C.O.D. Add 10% for Prepaid Parcel Post and Handling. Terms: Net 10 days to rated concerns only

Orders Promptly Filled from Our Stocks
All Prices F. O. B. our NYC Warehouse

OPAD-GREEN COMPANY
71 Warren St. Phone: BEekman 3-7385 New York 7, N. Y.

Mobile Transmitter

(Continued from page 51)

4½" high. It also has ½" aprons on four sides to stiffen it. On this chassis are assembled all the audio components and the 807 stage. The 807 itself is mounted on a separate bracket. The three audio tubes are grouped close together in a triangle; the 12AT7 is hidden by the modulator tubes in the photographs. Next to the audio tubes is the modulation transformer and "underneath" this chassis is the mike transformer, which can be seen directly behind the panel in the bottom view.

One corner of the case is made by an angle bent from ¼" aluminum. This angle carries the power and antenna jacks. The perforated cover has a slot for this angle so that the cover may be slid off without disconnecting the transmitter leads. The jack strip itself is easily removed by unscrewing a self-tapping screw at each end. It can then be moved out of the way and when the r.f. tubes are removed the audio section is quite accessible for servicing.

The modulation transformer is a surplus item designed for the SCR-522. It is well suited to this application and was obtained at the surprisingly low price of nineteen cents. Of course, any modulation transformer having similar characteristics will work as well. The use of class A modulation allows considerable latitude in the modulation transformer since class A pentodes such as the 6K6GT will develop practically the same power in a wide range of load impedances. Therefore, any modulation transformer should prove suitable if designed to work between a five to ten thousand ohm class C load and a plate-to-plate impedance of ten to twenty thousand ohms.

The oscillator and doubler tank circuits are tuned by rather low capacities. A low C tank is advantageous in a frequency doubler, especially


when driving a beam tube such as the 807. The low operating "Q" obtained results in a broadly resonant tank so that the entire ten meter phone band may be covered without retuning the oscillator or doubler plate tanks, with proportionate coverage of the other bands. Grid leak bias on the 807 accounts for some of this broadness since the bias rises when the grid current is increased. Although all of the 75 meter phone band may be covered, if a change is made across the entire 80 meter band it will be necessary to retune the oscillator plate coil. Adjustment of the slug-tuned coils is easily accomplished by means of a screwdriver inserted through the top of the perforated shield if the slugs are slotted with a hacksaw. The slugs are adjusted for maximum output indicated by the antenna current bulb.

If the rig is to be used on c.w. a closed circuit jack should be connected in series with R6. This jack may be used for metering or to disable the final by means of a dummy plug when the e.c.o. is tuned.

The oscillator and doubler stages draw a total current of about 40 ma. at 250 volts. The modulators account for about 50 ma. and the 807 can be loaded to between 40 and 80 ma. The speech amplifier consumes approximately 1 ma. and the total filament drain is 2.45 amps. The glove compartments of some cars will accommodate the transmitter as its dimensions are only 6½" x 5¼" x 4¾". In actual operation the transmitter has proved itself quite adequate for local work on phone and capable of excellent distant work on the regular station antenna on 75 and 40 meter phone and c.w.

When coupling to a balanced antenna, a separate antenna tuner should be used with link coupling to the transmitter. The link terminals can be connected to the antenna terminal and the chassis and the pi network used to adjust the loading. An

Top view of transmitter. Between the base of the 807 and the modulator tubes, can be seen the 12AT7 speech amplifier-phase inverter. The r.f. circuit is laid out for maximum isolation between the 807 plate tank and the driver tanks.



TUBES 30¢

In Bulk Lots of 100 Each

Individually boxed, assorted, 34c each

THOUSANDS OF SATISFIED BUYERS!

Made by leading manufacturer—RMA Guarantee.
Money back if not completely satisfied.

1R5	354	6C8G	6SF5GT	6X5GT	12SJ7GT
155	6AT6	6K6GT	6S67GT	12AT6	12SK7GT
174	6BA6	6SK9GT	6K6GT	12BA6	35W4
1U5	6BE6	6SA7GT	6S8GT	12BE6	50B5
3Q4	6BB6	6SD7GT	6V6GT	12SA7GT	117Z3

(6SN7, 12SN7 48c; lots of 100, bulk 44c)

RCA • GE • SYLVANIA • RALTHEON
NATIONAL UNION • TUNGSOIL
KEN-RAD • HYTRON

Individually boxed Standard RMA guarantee

5Y3GT—45c; 6F6GT—55c; 6SN7GT—90c; 12SQ7GT
—70c; 25L6GT—70c; 25Z5—60c; 25Z6GT—60c;
35L6GT—65c; 35Z5GT—49c; 50L6GT—65c

Above ten types show manufacturer's brands. Shipment will be made of makes available when order is received.

... Specify Price When Ordering ...

FOR THE UHF BUGS



Here's the best bet yet in UHF gear! A portable best oscillator designed for the Navy. Gold-plated cavity resonator provides frequency range of 234 to 258 mcs. Includes 2-955's. Ready to go. Plenty of room in the battery compartment to house a small modulator and power supply... OR... Rip out the parts and you have a dandy 1/16" aluminum cabinet (no holes) with handle. Dzus fasteners. 9½" x 6½" x 6¾" \$3.95

RADIONIC EQUIPMENT COMPANY

Tribune Theater Entrance

170G Nassau Street New York 7, N. Y.

WORTH 2-0421

Open Daily 9-6 • Saturday 9-5

FREE: MAIL TODAY



RADIONIC EQUIPMENT COMPANY, Dept. 54
170G Nassau St., New York 7, N. Y.


Please rush free copy of latest bulletin of radio and television bargains in parts, tubes, sets and accessories.

NAME

ADDRESS

CITY STATE.....

**Remote - Rear Seat
AUTO SPEAKER KIT**



Complete Kit includes: • 5-inch PM Speaker with heavy pot • Grille Cloth and Wire Mesh Support • Attractive Metal Escutcheon with Gray Hammertone finish • Instructions for Installation. Small size permits installation in practically any make of car. Kit No. D-62H
Sensationally low priced at only **\$2.97** net
#2204 3-Way switch for selecting front speaker, remote speaker or both. **30¢**

**Light Collapsible
ALUMINUM MAST**

5 ft. 6 inches extended, 13" collapsed. Sections lock up positively in the extended position. May be used as mast for light arrays, camera unipod, canoe sail-mast, or pup tent pole. Other uses will suggest themselves. Large section 1 1/4" dia. small section 5/8" dia. with 1-5/8" dia. mounting plate. Net weight 14 ounces.
STOCK NO. CB-9H **98¢**



G. E. Radio Noise Filter

Type No. 1C200 for aircraft and car installations. Maximum ratings 50 VDC, 25 amps. Shipping wt. 3 lb.
Stock No. B-458-4H **69¢**

Stock No. B-592H - 1/2 lb. Roll of Waxed #12 Cord Linen Lacing Twine.
Per roll, **59¢**

**SCR-274N Transmitter and Receiver
COMPONENTS**

BC-458	5.3 to 7 mc. Transmitter, Brand new	\$5.95
BC-458	5.3 to 7 mc. Transmitter, Used	4.95
BC-457	4 to 5.3 mc. Transmitter, Used	4.95
BC-454	3 to 6 mc. Receiver, Used	5.95
BC-456	Modulator with plugs & dynamotor, Used	2.95
BC-456	Modulator less plugs & dynamotor, New	2.95
BC-450	3-section Receiver Control Box, Used	.98
BC-451	Transmitter Control Box, Used	.49
FT-220	3-section Receiver Rack, Used	.98
FT-226	2-section Transmitter Rack, Used	.98
B-785B	Brass Spline for tuning receivers	.09
C-622B	6 to 9.1 mc. RF Coil Set #6234	.98
C-252B	2830 KC First I.F. #7277	.29
B-693B	50 ma. 3 hy. Filter Choke #5634	.19

All used components are in good condition, complete with tubes, and guaranteed to be satisfactory to you.

* Complete with plugs.

Conversion Kit for BC-454 and BC-455 Receivers.
Stock No. CK-45H, Shpg wt. 4lb. Only **\$6.95**
Contains AC Power Supply parts, gain control, BFO switch, tuning knob and spline, and instructions. Power supply uses all standard parts (Thordarson T-22R01 Transformer, 6X5GT, etc.) and mounts on dynamotor mounting base.

SCR - 274N Receiver Diagram **10¢**
(One furnished with each BC - 454)

Schematic Diagram of Complete SCR - 274N Transmitting System with Receiver Practical Wiring Diagram on reverse side. **25¢**

(one furnished with each BC-456 Modulator)
Write for our bulletin "Conversion of the SCR - 274N Transmitters" giving power supply suggestions, circuit diagram and other hints. Send 10¢ for mailing.

1020 Cycle Audio Filters

C-760H	FL-8A High Impedance	\$1.49
C-760L	FL-30 Low Impedance	.98



**BC-645
Transmitter
- Receiver**

Stock No. D-61H

\$14.95

Makes an excellent transceiver for amateur, citizens band and other services in the 420 to 500 Mc range. Brand new, complete with 15 tubes, less power supply. Conversion references: Feb. 1947 QST, August 1948 Electronics. Shipping wt. 25 lb.

Stock No. C-54H - PE-101C Dynamotor for BC-645
Shipping wt. 12 lb. **\$3.95**

Installation Parts Kit consisting of two antennas and complete set of 13 plugs for BC-645 and PE-101C.
Shipping wt. 3 lb. **\$9.95**
Stock No. D-86H

**Outdoor Telephone-Intercom
3-CONDUCTOR CABLE**

at less than
1¢ per foot

**525 FOOT ROLLS
Stock No. C-561H**

Only **\$4.95**
per roll



Each conductor consists of four #28 steel strands for added strength and three #28 copper strands for extra conductivity and flexibility. Rubber insulation with two-ply waterproofed braid covering around each conductor. Net wt. 20 lbs. A wonderful buy for any telephone or inter-communication use requiring 2 or 3 - conductor cable.

Anticipate your needs on this wire!
Lay in a stock now. You will never again be able to duplicate this value.



STANDARD RADIO & ELECTRONIC PRODUCTS
135 E. Second St. - DAYTON 2, OHIO - Tel. FJlton 2174

TERMS - cash with order or 20% deposit, balance C.O.D. Minimum order \$2.00.

ALL PRICES ARE NET, F.O.B. DAYTON, O.
Include sufficient postage - excess promptly refunded.


THE FINEST PRODUCTS OF

Audio Engineering

AMPLIFIERS

ADC AMPLIFIER-TYPE 71

- 8 Watt (69.3V rms across 600 Ohms).
- ± 1/2 db 40-15,000 cps.
- Measured response (1 KC = 0).
- 8 Watts 1/2 db 40 cps. Flat @ 20 KC. 20db Down 1/4 db 18 cps. Flat @ 20 KC. 40db Down 1/2 db 20 cps. Flat @ 20 KC.
- Input for full power output-Zero VU.
- Max. Noise Level—77db below full output.
- Gain Control Range—35 db.
- Distortion measurement at 8 Watts: Av. tubes, 1%, picked tubes, .76%.
- Apparent source impedance (looking back into amplifier) 500 Ohms for 600 Ohm load.



JACKS



PLUGS




PATCH CORDS



AUDIO TRANSFORMERS

QUALITY PLUS SERIES

- ± 1/2 db 30-15,000 cps, all types.
- Low transmission loss.
- Excellent longitudinal balance.
- Top or bottom mounting.
- Silver plated terminals.
- High permeability mu-metal shielding.
- Highest grade insulation materials.



INDUSTRIAL SERIES

- Dependable at lower cost.
- ± 1/2 db from 50 to 10,000 cps.
- Minimum insertion loss.
- Same construction, insulation and impregnation as Quality Plus series.

FOR DEPENDABLE Amplifiers, Transformers or components of all descriptions used in radio or television look to **ADC**.

Our catalog carries complete details on all available products. If you don't have your **ADC** catalog, *Write TODAY!*

SPECIFICATIONS engineered and quotations made for research laboratory and product design to fit your needs.



Audio DEVELOPMENT CO

2845 13th AVE. SOUTH · MINNEAPOLIS 7, MINN.

Audio Develops the Finest

PROGRESSIVE
NOW! BUILD 15 RADIOS \$14.75
COMPLETE KIT ONLY...
ABSOLUTELY NO KNOWLEDGE OF RADIO NECESSARY

You Need No Additional Parts
 The PROGRESSIVE RADIO KIT is the Only Complete Kit—Operates on 110-120 Volts AC/DC
 Contains everything you need. Instruction book, metal chassis, tubes, condensers, resistors and all other necessary radio parts. The 36-page Instruction Book written by expert radio instructors and engineers teaches you to build radios in a professional manner. The circuits are designed to provide excellent performance. Altogether, fifteen circuits are constructed, including 11 receivers, 1 audio amplifier and 3 transmitters.

SPECIAL OFFER
 Electrical and Radio Tester sent absolutely FREE with each Progressive Radio Kit. Plus FREE Membership in the Progressive Radio Club. Entitles you to free expert advice and consultation service with licensed radio technicians. ORDER YOUR KIT NOW!

BUILD KITS !!
SAVE !! LEARN !!

- VACUUM TUBE VOLTMETER KIT.....\$23.95
 a professional piece of test equipment you need for FM and TV. FREE: Book on Advanced Servicing Techniques.
- 5" OSCILLOSCOPE KIT.....\$39.95
 an absolute "must" for today's radioman. FREE: Book on Cathode Ray Oscilloscope.
- VOLT-OHM-MILLIAMMETER KIT.....\$14.95
 simple to construct, inexpensive but accurate \$14.95. FREE: Book on Elementary Radio Servicing.
- SIGNAL TRACER KIT.....\$21.95
 an invaluable aid in trouble-shooting. FREE: Book on Radio Test Instruments.
- HIGH FIDELITY HUMLESS AMPLIFIER KIT.....\$16.00
 attractive aluminum chassis; complete with five tubes and two selenium rectifiers. FREE: Book on Amplifiers.
- ECONOMY AMPLIFIER KIT.....\$5.95
 simple to build; complete with five tubes. FREE: Book on Amplifiers.
- 7" TELEVISION KIT.....\$59.50
 complete tube kit.....\$39.58
 FREE: Television Servicing Notes.
- 10" TELEVISION KIT.....\$99.50
 complete tube kit.....\$57.30
 FREE: Television Servicing Notes.
- 10" TELEVISION SUB-ASSEMBLY KIT.....\$229.50
 sub assemblies factory-wired; complete with tubes; FREE: Television Servicing Notes.
- 12" TELEVISION SUB-ASSEMBLY KIT.....\$259.50
 sub assemblies factory-wired; complete with tubes; FREE: Television Servicing Notes.
- 15" TELEVISION SUB-ASSEMBLY KIT.....\$349.50
 sub assemblies factory-wired; complete with tubes; FREE: Television Servicing Notes.
- 5 TUBE AC-DC SUPERHET KIT.....\$14.25
 complete with tubes and cabinet. FREE: Book on Building Receivers.
- 6 TUBE AC-DC 2-BAND SUPERHET KIT.....\$17.45
 complete with tubes and cabinet. FREE: Book on Amateur Radio Building.
- 7-TUBE AC-DC FM RECEIVER KIT.....\$29.95
 complete with tubes and cabinet. FREE: Television and FM Servicing Notes.
- 4 TUBE SUPERHET PORTABLE KIT.....\$12.95
 complete with tubes and cabinet; less batteries. FREE: Book on Universal Radio Circuits.
- LP RECORD PLAYER KIT.....\$20.95
 complete with motor, pick-up, permanent needle, amplifier, tubes, speaker, cabinet. FREE: Book on Radio Questions and Answers.
- AUTOMATIC**
 Car Radio Model M-90 (Universal Mounting).....\$ 27.97
 Car Radio Model M-92-C (Built-in Battery charger)..... 34.97
 Bike Radio (anti-theft feature)..... 17.47
 Tom Thumb "Buddy" Portable (3-way plus battery charger)..... 27.97
 7" Table Model Television Receiver..... 149.65
- RMS**
 All-Channel Video Booster (excellent for fringe areas).....\$22.75
 All-Channel Television and FM Antenna (2 folded dipoles, 2 reflectors)..... 15.00
- EICO**
 V.T.V.M.....\$49.95
 5" Oscilloscope..... 69.95
 Multimeter..... 17.95
- RADIO CRAFTSMAN**
 FM/AM Tuner Model RC 8.....\$110.00
 Amplifier Model RC 2..... 39.00
- ESPEY**
 FM/AM Chassis Model 7B1 (tube receiver).....\$84.00
 FM/AM Chassis Model 511 (14 tube receiver)..... 98.00
- VM**
 Long Playing Dual Speed Record Changer Model 400.....\$33.90
- FEILER**
 Pocket Stethoscope Model TS 5.....\$28.95
 Cathode Ray Stethoscope Model TS7 (less phones and probe)..... 89.95
 Stethoscope Probe (complete with 6C4 tube)..... 8.25
- H. H. SCOTT**
 Dynamic Noise Suppressor Type 110 A.....\$49.50
- FERRETT**
 FM-TV Sweep Generator (20 MC sweep width).....\$164.95

All Merchandise Shipped F.O.B. New York
 Deduct 2% if full payment accompanies order. 25% deposit required on COD orders.
 Write for further information concerning the above merchandise. Send for our Free catalog.
PROGRESSIVE ELECTRONICS CO.
 Dept. RN-20, 497 Union Avenue
 BROOKLYN 11, NEW YORK

alternate method would be to wind a turn or two around the plate coil in the transmitter and couple it into the antenna feed line if a low impedance (70 or 300 ohm) line is used. The screwdriver tuning adjustment would not be used, this condenser being set to maximum capacity or shorted. If the regular home station antenna is a quarter wavelength or more at 160 meters it is unwise to connect it directly to the pi network terminals since the pi network has poor discrimination against frequencies below resonance and the e.c.o. has, of course, a fundamental frequency (160 meter) component of plate current which drives the 807 and may result in a radiated signal on 160. This trouble is likely to occur only when the antenna has a definite resonance at 160 meters and will cause no difficulty with the short mobile antenna.

-50-

International Short-Wave
(Continued from page 55)

Turkey; TDA-TDZ—Guatemala; TEA-TEZ—Costa Rica; TFA-TFZ—Iceland; TGA-TGZ—Guatemala; THA-THZ—France and Colonies; TIA-TIZ—Costa Rica; TJA-TZZ—France and Colonies; UAA-UQZ—U.S.S.R.; URA-UTZ—Ukrainian S.S.R.; UUA-UZZ—U.S.S.R.; VAA-VGZ—Canada; VHA-VNZ—Australia; VOA-VOZ—Newfoundland; VPA-VSZ—British Colonies; VTA-VWZ—India; VXA-VYZ—Canada; VZA-VZZ—Australia; WAA-WZZ—United States; XAA-XIZ—Mexico; XJA-XOZ—Canada; XPA-XPZ—Denmark; XQA-XRZ—Chile; XSA-XSZ—China; XTA-XWZ—France and Colonies; XXA-XXZ—Portuguese Colonies; XYA-XZZ—Burma; YAA-YAZ—Afghanistan; YBA-YHZ—Netherlands Indies; YIA-YIZ—Iraq; YJA-YJZ—New Hebrides; YKA-YKZ—Syria; YLA-YLZ—Latvia; YMA-YMZ—Turkey; YNA-YNZ—Nicaragua; YOA-YRZ—Romania; YSA-YSZ—El Salvador; YTA-YUZ—Yugoslavia; YVA-YYZ—Venezuela; YZA-YZZ—Yugoslavia; ZAA-ZAZ—Albania; ZBA-ZJZ—British Colonies; ZKA-ZMZ—New Zealand; ZNA-ZQZ—British Colonies; ZPA-ZPZ—Paraguay; ZQA-ZQZ—British Colonies; ZRA-ZUZ—Union of South Africa; ZVA-ZZZ—Brazil; 2AA-2ZZ—Great Britain; 3AA-3AZ—Monaco; 3BA-3FZ—Canada; 3GA-3GZ—Chile; 3HA-3UZ—China; 3VA-3VZ—France and Colonies; 3WA-3XZ—not allocated; 3YA-3YZ—Norway; 3ZA-3ZZ—Poland; 4AA-4CZ—Mexico; 4DA-4IZ—Philippines; 4JA-4LZ—U.S.S.R.; 4MA-4MZ—Venezuela; 4NA-4OZ—Yugoslavia; 4PA-4SZ—British Colonies; 4TA-4TZ—Peru; 4UA-4UZ—United Nations; 4VA-4VZ—Haiti; 4WA-4WZ—Yemen; 4XA-4ZZ—Israel; 5AA-5ZZ, 6AA-6ZZ; 7AA-7ZZ, 8AA-8ZZ, 9AA-9ZZ—not allocated.


Director Fung Chien of former XGOY (now using BEF calls), Chungking, informs me that this station still announces as "The Voice of China in Chungking, for our listeners' identi-

EVERYTHING BRAND NEW
MONEY BACK GUARANTEE

RADIO TUBES		TUBULAR CONDENSERS	
Standard Brands			
80.....	\$0.39	16—150V.....	\$0.18
11D5.....	.39	20—150V.....	.24
11N5.....	.39	20/20—150V..	.26
11A6.....	.69	30—150V.....	.28
11C6.....	.69	40/40—150V..	.44
11E3.....	.79	50/30—150V..	.44
11H4.....	.69	4—450V.....	.24
6SA7.....	.46	8—450V.....	.27
6SK7.....	.46	16—450V.....	.36
6SQ7.....	.39	16/16—450V..	.59
12SA7.....	.55	20—450V.....	.39
12SK7.....	.54	30—450V.....	.47
12SQ7.....	.49	40—450V.....	.59
12SR7.....	.29	80—450V.....	.97
25Z5.....	.59	.005—1700V..	.13
25Z6.....	.49	.008—1700V..	.15
35L6.....	.55	.01—1700V...	.17
35W4.....	.39	.02—1700V...	.19
35Z5.....	.39	.05—2500V...	.58
50A5.....	.79	.1—2500V...	.64
50B5.....	.55	.25—2500V...	.86
50L6.....	.55	.05—3000V...	.69
14A7.....	.49	.003—6000V...	.57
14B6.....	.49	.005—6000V...	.62
14Q7.....	.49	.01—6000V...	.74
14R7.....	.49	.05—6000V...	.97
35Y4.....	.59	.0005—7500V..	.58
117L7.....	.88	.003—7500V...	.67
117N7.....	.88	.005—7500V...	.72
117Z6.....	.88	.0005—10000V..	.64

BROOKS RADIO DIST. CORP.
 80 VESEY ST., DEPT. B, NEW YORK 7, N. Y.

CUT HOLES 1/2 to 3 1/2
IN RADIO CHASSIS



WITH A GREENLEE RADIO CHASSIS PUNCH

● Save hours of work... no reaming or tedious filing. Punch cuts through chassis quickly... makes accurate, clean holes for sockets, plugs, and other receptacles. Just turn with an ordinary wrench. There's a GREENLEE Punch in each of these sizes: 1/2"; 5/8"; 3/4"; 7/8"; 1"; 1 1/8"; 1 1/4"; 1 1/2"; 1 3/4"; 1 7/8"; 1 3/2"; 2 1/4". Write for complete facts. Also get information on Knockout Punches and Cutters for conduit and meter holes up to 3 1/2". Greenlee Tool Co., 1884 Columbia Avenue, Rockford, Illinois.



cation." Director Chung furnished me this list of new call signs for Chinese MW and SW outlets:

Central Broadcasting Station, *Nanking*, 660 kc., BEA2; 15.105, BEA3; 15.250, BEA4; 11.880; BEA5; 17.765, BEA6; 11.830, BEA7; 9.730, BEA8; 5.985, BEA9. Shanghai Broadcasting Station, *Shanghai*, 900 kc., BEB2; 800 kc., BEB3; 1.390 kc., BEB4; 11.780, BEB5. Chekiang Broadcasting Station, *Hangchow, Chekiang*, 1.280 kc., BEC3; 1.440 kc., BEC5. Taiwan Broadcasting Station, *Taiwan*, 750 kc., BED2; 1.020 kc., BED3; 7.215, BED9; 1.190 kc., BED22; 1.340 kc., BED29; 960 kc., BED23; 1.040 kc., BED24; 840 kc., BED25; 1.070 kc., BED26; 1.060 kc., BED27; 890 kc., BED28. Fukien Broadcasting Station, *Foochow, Fukien*, 1.140 kc., BED4; 720 kc., BED7. Kiangsi Broadcasting Station, *Nanchang, Kiangsi*, 1.080 kc., BED5. Amoy Broadcasting Station, *Amoy, Fukien*, 1.310 kc., BED6; 9.552, BED8. Canton Broadcasting Station, *Canton, Kwangtung*, 1.160, BEE2; 800 kc., BEE3; 9.700, BEE4. Kunming Broadcasting Station, *Kunming, Yunnan*, 700 kc., BEF2. Chungking Broadcasting Station, *Chungking*, 1,200 kc., BEF3. Kweichow Broadcasting Station, *Kweiyang, Kweichow*, 1,000 kc., BEF4; 6.065, BEF9. The Chinese International Broadcasting Station, *Chungking*, 7.153, BEF6 (this one lately has actually been heard on 7.100—K.R.B.); 11.913, BEF7; 15.170, BEF8; 6.140, no call letters listed. Peiping Broadcasting Station, *Peiping*, 1,350 kc., BEK8; 770 kc., BEK25; 11.700, BEK9; 850 kc., BEK2. Tientsin Broadcasting Station, *Tientsin*, 620 kc., BEK3; 810 kc., BEK22; 1,110 kc., BEK25; 1.290 kc., BEK27. Tsingtau Broadcasting Station, *Tsingtau*, 1.150 kc., BEK4; 710 kc., BEK23. Hankow Broadcasting Station, *Hankow, Hupeh*, 600 kc., BEL2; 830 kc., BEL5; 7.245, BEL7. Hunan Broadcasting Station, *Changsha, Hunan*, 950 kc., BEL4. Lanchow Broadcasting Station, *Lanchow, Kansu*, 820 kc., BEM2; 1,400 kc., BEM4; 9.750, BEM6. Shansi Broadcasting Station, *Sian, Shansi*, 1,300 kc., BEM3. Kweisui Broadcasting Station, *Kweisui, Suiyuan*, 970 kc., BEN2. Shansi Broadcasting Station, *Taiyuan, Shansi*, 790 kc., BEN3; 1,220 kc., BEN5; 9.520, BEN6.

Yvan Michel of ex-HHYM, *Port-au-Prince, Haiti*, sent Kary this official list of new Haitian calls—HH2S, 5.951, is now 4V2S; HHYM, 6.000, is 4VM; HH3W, 10.076, is 4VRW; HHCN, 6.407, is 4VCN; HHCP, 6.200, Cap-Haitien, is 4VA; HHBM, 9.660 (inactive), is 4VBM; HHCM, 6.166, is 4VCM; HHCA, 4.665, is 4VCN; 4V2S was bought by the political group now in power and thus can be considered the "official" Haitian government station, it was explained.

According to reports reaching *Radio Australia*, here is information on new calls of Philippine Republic outlets—KZFM, "The People's Station," has become DZFM, 710 kc.; DUH2, 6.170; DUH4, 9.615; DUH5, 11.840. KZMB,

FLEXTRON *TRADE MARK REGISTERED MAGNIFYING LENSES LEAD TO BIGGER TV PROFITS!

Here's what TV customers want—more real seeing pleasure! FLEXTRON magnifying lenses give customers increased enjoyment—give you extra TV sales. Handsome style for every set.



FLEXTRON SR.

and JR.



FLEXTRON #3 (ROUND)

EXTRA-LARGE, CLEARER PICTURE

PERFECT FOCUSING—2 WAYS

PRECISION ENGINEERED

MASKED TO ELIMINATE GLARE



FLEXTRON DE LUXE

List Prices:

FLEXTRON JUNIOR
5" or 7" screens—
Clear, \$19.95 — Blue,
\$21.95

FLEXTRON SENIOR
10" and larger screens
Clear, \$34.95 — Blue,
\$39.95

FLEXTRON #3 (ROUND)
7" or 10" screens—
Clear, \$27.50 — Blue,
\$29.95

FLEXTRON DE LUXE
Console style—
Clear, \$39.95 — Blue,
\$44.95

FLEXTRON COUNTS—WHERE VISION TELLS

*TRADE MARK REGISTERED

**ELECTRO-STEEL
PRODUCTS, INC.**
112-14 N. SEVENTH ST. PHILA. 6, PA.

Distributors! Write today for circulars describing full FLEXTRON line: antennas, filters, magnifying lenses. Few choice territories for factory representatives still available in the South.



ARC-5 Receivers With Tubes

.19 to .55 Mcs. Used but excel. cond.	\$8.95
3 to 6 Mcs. Used but excel. cond.	4.95
6 to 9 Mcs. Used but excel. cond.	5.50
6½ ft. tuning cable for receiver. Ea.95
Tuning knobs for receiver. Ea.45

ARC-5 Transmitters with Tubes and Crystals

3 to 4 mcs. Used but excel. cond.	\$9.95
Less case, slightly damaged.	4.95
4 to 5.3 mcs. Used but good cond.	4.95
Less case, slightly damaged.	2.95
5.3 to 7 mcs. Used but good cond.	5.50
Less case, slightly damaged.	3.15
7 to 9.1 mcs. Used but excel. cond.	9.95
Less case, slightly damaged.	4.95

ATT: VHF ARC-5 OWNERS:

832A Socket Tube Holder assemblies, special, each. **89c**

RS/ARN7 Compass Receiver, ADF, Late Model

Frequency from 100 to 1750 Kc, 4 bands with 15 tubes. Used but excel. cond. **\$16.95**
ALSO NOTE: ARN7 Control Box, 4-channel, used. Ea. **\$2.99**

FAMOUS "ARB" RECEIVER

195 to 9,050 Kcs. Controlled by a 4-band selector switch. Features include 6 tubes, 3 microvolt sensitivity MVC or AVC CW or MCW—sharp or broad tuning for extra sensitivity. 28V dynamotor. Used but in excellent condition, SPECIAL! **\$19.95**

ARC-4 Transceiver

This is the Navy VHF unit. Conversion dope supplied makes it the hottest 2-meter transceiver. 144-148 Mcs. With tubes, dynamotor and crystals. Used but excellent cond. Ea. **\$17.49**
Rack, extra. Brand new. Ea. **3.50**

ASB-7 Indicator, with Tubes, The Baker 7

Excel. for scope. Has push-pull horizontal deflection, 4-6AC7, 3-6H6, 1-5BP1 scope tube. Horizontal and vertical centering. Used but excellent condition. **\$10.95**

TUBES! TUBES!

We're holding the line! For prices on tubes refer to our ad in Mar/49 issue of RADIO NEWS. SPECIAL: 12GP7, 12DP7. Brand new. Ea. **\$13.95**

BC 746 TUNING UNITS

Complete with FT type 243 crystals, coils and condensers. All numbers from 1 to 71 such as:
No. 3—3995 to 4450 Kc
No. 8—3525 to 3980 Kc
No. 10—3735 to 4190 Kc

Ea. Only. **79c**

Send for Our New Free Catalogue!

All prices F.O.B. Los Angeles. 25% deposit with order. Balance C.O.D.

COLUMBIA ELECTRONICS

522-524 South San Pedro Street
LOS ANGELES 13, CALIFORNIA

"The Voice of Manila," has become DZMB, 760 kc.; DZH4, 6.000. KZPI, "Radio Philippines," has become DZP1, 800 kc., DZH3, 9.500. KZRH, "The Voice of the Philippines," has become DZRH, 650 kc., DZH2, 9.640. KZRC, "The Voice of Cebu," has become DYRC, 600 kc.; DYH2, 6.140. KZBU has become DYBU, 1,250 kc.; DYH3, 6.100. KZRM is assumed to be DZRM on 620 kc., and possibly DUH3 or DZH5 on 9.570 (?).

* * *

Verification Data

Although XGOY (now using BEF calls), Chungking, still lists its 41-m. outlet as 7.153, station officials verified my report on 7.100 and stated "your estimated frequency was very accurate."

Radio Athens is again verifying promptly and states it is "catching up" on answers to reports received over the past several months; delay was caused by "voluminous correspondence," it is stated by D. K. Svolopoulos, Director General of the National Broadcasting Institute. He says further, "We are always at your disposal for anything you would like to know about radio in Greece. It is a great pleasure for us to know that Radio Athens has many listener-friends around the world, who like to hear directly from Greece about the actual situation prevailing in this country."

Australian Broadcasting Commission, 264 Pitt St., Sydney, N.S.W., Australia, verifies VLI reports. (Cushen, N. Z.) Other QRA is G.P.O., Box 487, Sydney, N.S.W., Australia. (Rosebauer, Calif.)

HI2T-HI4T sent card giving new (announced) slogan of "La Voz de Dominicana." (Pearce, England)

Address of the new station in Portuguese India is Emissora de Goa, Goa, Portuguese India. (Gillett, Australia)

HOQQ, 6.140, Aptdo, de Correos 552, Panama, Republic of Panama, sent a long letter in Spanish; said is "backed" by the newspaper *Diario Vanguardia*; transmits three times a day—0800, 1300, 2200. Said using *Hallicrafters* BC-610-E which has been adapted to operate in the 49-m. band with a 250-watt output; antenna is doublet type "Y" with a 600-ohm transmission line. Sent along a clipping from the daily *La Hora* for which one of their staff writes a column; in part, it was stated in the column, "We should endeavor to improve our programs as listeners outside of the country hear them also"; then they printed report in full from McPheeters, La., who relayed this data to ISW.

Recently, *Radio Moscow* has been verifying again widely; QSL cards are signed by Petrov of the "Moscow Mailbag" Section; seems to take about three months for reply.

* * *

Club Notes

England—The International Short Wave Club, 100, Adams Gardens Estate, London, S.E. 16, England, is observing its 20th anniversary during 1949. Among founders were George F.

Brooks, Joseph Sessions, Jacob Kleimans, Charles Schroeder, and Arthur J. Green. This club was started in America. ISWC is conducting a membership-getting contest running January-July 1949; a Silver Trophy and other awards are to be given. Also it has contests for SWL's on reception reports of the several special programs being dedicated to ISWC during that period; another contest is for amateur listeners.

QRA of headquarters, British Short Wave League, is 145, Uxendon Hill, Wembley Park, Middlesex, England. (Driver, Ohio)

United States—Miss Belle Aaron, Baltimore, Md., informs me that due to poor health she has given up the presidency of *Silent QRM-ers*, and that all information or inquiries concerning that club should be sent to Walter J. Hastrich, 19 Holland Ave., Lancaster, New York.

* * *

This Month's Schedules

Albania—Nattugglan, Sweden, reports Scutari on 8.220 at 1300.

Algeria—Pearce, England, has heard what may be a "spurious" signal of *Radio Algiers* at 1725 on 9.49 in parallel with the 9.57 regular channel; news in French 1745 with both channels becoming unintelligible shortly afterwards. Heard later with strong signal from 1330 (Arabic) on both channels, French program from 1500. Schild says the 9.57 outlet is best in New York around 1500.


Andorra—Radio Andorra, 5.985, heard signing off "morning" session, with French and Spanish identification, 0900. (Pearce, England)

Anglo-Egyptian Sudan—The Public Relations Office, Broadcasting Service, P.O. Box 522, Khartoum, has informed a URDXC member that frequencies are 13.320 and 9.650 on SW and 572 kc. on MW; scheduled daily 2315-2345; daily except Fridays 1130-1300 and 1400-1430; Fridays 1130-1230, 1400-1430, 0300-0400, 0900-1000; all these in Arabic. Only English broadcast is Fridays 1230-1300. It was further stated that a new 6.5 kw. transmitter is being tested in the 31-m. band on 9.474. It was explained that this new transmitter would be operating also on other frequencies between 19- and 40-m. The 9.747 outlet is heard well in East daily in Arabic at 2315-2345; at 2330 announces "*Huna Omdurman*." (I would like to know actual location of Anglo-Egyptian Sudan transmitters, as some say at Khartoum while others say location is Omdurman; appears to verify from Khartoum.—K.R.B.)

Angola—CR6RN, 9.475, Luanda, leaves the air 1600, as does CR7RL, 8.090. (Peddle, Newfoundland)



Swedes report *Radio Diamond*, CR6RG, Dundo, on 8.242 at 1400. (Nattugglan)

Radio Clube de Angola, Luanda, heard daily with "Radio Journal" at 1430 on 7.135 (news read by man and woman, alternating); heard to close-down 1800 with Port. National An-



*End fluctuations
in Capacity -*

WITH NEW CERAMIC SOLDERED
JOHNSON TYPE L VARIABLES
(167 Series)



JOHNSON
E. F. JOHNSON COMPANY • WASECA, MINNESOTA

A Famous Name In Radio



Subject them to the toughest service, and JOHNSON'S new Type L Variables "come up" smiling — continue to maintain capacities and deliver peak performance!

Thanks go to JOHNSON'S use of perfected ceramic soldering which by eliminating the need for eyelets, nuts and screws, also eliminates possibility of stator wobble and fluctuations in capacities. There is nothing to work loose!

Available for all types of communications equipment having tuned circuits operating as high as several hundred mc., JOHNSON'S new Type L Variables come in .030" and .080" spacing.

SINGLE TYPE — Available in six models: 2.8 to 11 mmf, 3.5 to 27 mmf, 4.6 to 51 mmf, 5.7 to 75 mmf, 6.8 to 99 mmf, 11.6 to 202 mmf.

DUAL TYPE — Available in three models: 3.5 to 27 mmf, 4.6 to 51 mmf, 6.8 to 99 mmf.

DIFFERENTIAL TYPE — Available in three models: 2.8 to 11 mmf, 3.5 to 27 mmf, 4.6 to 51 mmf.

BUTTERFLY TYPE — Available in three models: 2.8 to 10.5 mmf, 4.3 to 26 mmf, 6.5 to 51 mmf.

Other capacities and spacings available on special order. Write today for your copy of the new JOHNSON Type L Variable Catalog.

OUTSTANDING VALUES NOW AVAILABLE

THREE-WAY PORTABLE SPECIAL



AC-DC AND BATTERY. The quality of this set will compare favorably with any on the market. COMPLETE WITH BATTERIES IN A VERY ATTRACTIVE CABINET.

WHILE THEY LAST! **\$19.95**

SUPER 25 WATT HI-FI AMPLIFIER KIT

including all parts, schematic and layout diagrams, enabling you to easily build this fine, deluxe amplifier.

FEATURES:

- Ready punched chassis
- Multi-impedance output transformer 2-4-8-16-500 ohms for use with any PM speaker
- 2 mike inputs, 1 phono input
- Push pull phase inverter driver for low hum and distortion
- Separate bass and treble control
- 110-120 volt AC operation, on fuse UL approved line cord
- 6 tubes: 2—6SJ7, 6SC7, 2—6L6G, 5Y3
- Attractive, well-constructed steel chassis and cover. Baked hammerloid finish
- Indirect lighted panel



Nowhere can an amplifier of comparable features be had for twice the price. This amplifier, designed from the famous Clark Amplifier, will fill 90% of all sound uses.

\$22.95 COMPLETE WITH TUBES

CROWE HEADS for AUTOMOBILE RADIOS

A dial to fit any radio and car 1940 thru 1948 Custom Dash Mounting Dials

Under 1940 — Universal Underdash Mounting Dials. Dealers' Price.....	\$4.41
Tuning Units 706-T1 up thru 720-T1. Dealers' Price.....	2.03
Tuning Units with switch 706-T2 up thru 720-T2. Dealers' Price.....	2.80
Volume control units 700-V1. Dealers' Price.....	.88

Volume control units with switch. 700-V2. Dealers' Price.....	\$2.12
Cable kits to fit Delco-Arvin-Philco. Dealers' Price.....	2.09
Motorola Cables. Dealers' Price.....	2.80

When ordering, specify Make, and Model of car and make and model of radio.

Complete dial kit consists of "Head, Tuning Unit, and Volume Control Unit." We carry a complete line of all auto radio equipment and accessories.	
6" Square type Auto Speaker. 4 ohm field. Replacement for all auto radios.	
Each.....	\$1.95
Lots of 10.....	16.50

Radio Parts Company, 614 RANDOLPH ST., CHICAGO 6, ILL.

**STEP DOWN transformers
& NOISE SUPPRESSORS
AVAILABLE FOR**

Immediate Delivery!

FROM FREED

Freed No.	V. A. Rating	230/115 50/60 cv.	Mounting Type	Mounting Centers		Dimensions			Weight	List Price
				W	D	W	D	H		
F-900	100	230/115 50/60 cv.	PS-2	2 1/4	1 1/4	2 7/8	3	3 3/4	4 1/2	\$ 8.40
F-901	200	230/115 50/60 cv.	PS-2	2 1/2	2 1/6	3 5/8	3 3/8	3 7/8	6 1/4	9.55
F-902	300	230/115 50/60 cv.	PS-2	3	2 1/6	3 5/8	3 3/8	4 1/8	7 1/4	12.15
F-903	400	230/115 50/60 cv.	PS-2	3	2 1/6	3 5/8	3 3/8	4 1/8	8.0	15.20
F-904	500	230/115 50/60 cv.	PS-2	3	3 1/6	3 5/8	4 7/8	4 1/8	13 1/2	18.25
F-905	750	230/115 50/60 cv.	PS-2	3 1/2	3 1/8	4 1/8	5 1/4	5 1/2	20	24.30
F-906	1000	230/115 50/60 cv.	PS-2	3 1/2	5 3/8	4 1/8	6 3/4	5 1/2	29	30.75
F-907	1500	230/115 50/60 cv.	PS-2	3 1/2	6 3/8	4 1/8	7 3/4	5 1/2	36	45.65

NOISE SUPPRESSOR CHOKES

Coils for Dynamic Noise Suppressors

No. 1950	0.6 hy.	\$4.90 list
No. 1951	2.0 hy.	\$4.90 list

SEND FOR THE new FREED CATALOG

FREED TRANSFORMER CO. INC.
Dept. A.R. 1718—36 Weirfield St, Brooklyn 27, New York

YOU'LL SAVE MANY DOLLARS WITH THIS BIG 180 PAGE FREE CATALOG



TELEVISION, ELECTRONIC PARTS, HIGH FIDELITY RADIO, HAM GEAR, PUBLIC ADDRESS EQUIPMENT, PARTS AND WORKSHOP TOOLS

A penny postcard will bring you the 1949 Lafayette-Concord catalog. It's a bargain guide that means big savings to you. There are pages and pages of the finest equipment at amazing low prices. Use it to order everything you need, and pocket the difference. Helps you save both time and money. You'll like shopping from this mammoth book of bargains.

Write for your copy today. It's free!

LAFAYETTE-CONCORD World's largest radio supply organization

LAFAYETTE-CONCORD, Dept. RD-9
100 Sixth Avenue, New York 13
901 West Jackson Blvd., Chicago 7
265 Peachtree Street, Atlanta 3

FREE!

Please rush free catalog No. 89

Name.....
Address.....
City..... Zone..... State.....

RUSH THIS COUPON FOR FREE CATALOG

NEW PRECISION ELECTRONICS SIGNAL TRACERS

MODEL 201 \$34.50

MODEL 251 \$49.75

Write for literature and name of your nearest Jobber

PRECISION ELECTRONICS, Inc.
641-643 MILWAUKEE AVENUE
CHICAGO 22, ILLINOIS

SIGNAL TRACER SPECIALISTS

them; bad QRM from local hams; program checks with CR6RN, 8.090. *Radio Clube de Benguela* sent schedule of 1230-1400 on CR6RB, 9.165, CR6RF, 7.041. (Pearce, England)

Argentina — LRS-1, 9.315 *Radio Splendid*, Buenos Aires, after giving usual network calls, announces "transmitting with *Radio La Americana*, Santiago de Chile" (this is CE960, 9.593V). (McPheeters, La.)

Novomstky, Puerto Rico, reports a new outlet of *Radio Splendid*, LR-4, 17.94; suffers from slight CWQRM and is heard from 1930; states it is operating in network with *Radio La Americana*, Chile.

Australia — "Autumn" schedules of *Radio Australia (English)*, recently effected, are—Forces Service to Japan, weekdays 2158-2315, VLB5, 21.540; VLC9, 17.840; VLG11, 15.210; Sats. and Suns. commences 2100, and VLA6, 15.200, is brought into service also. Sporting news on holidays and Saturdays is at 2215-0230 on VLB5, 21.540, VLG11, 15.210. To West Coast of North America, 2330-0045, VLA8, 11.760; VLC4, 15.320; in parallel for Africa, VLB5, 21.540; to ships at sea in Indian Ocean, VLG11, 15.210. To Britain and Europe, 0200-0245, VLC10, 21.680; 0200-0315, VLA8, 11.760, VLB9, 9.580. Forces Service to Japan, 0330-0630, VLA6, 15.200, VLB3, 11.760. To Asia, 0355-0630, VLC4, 15.320, VLG3, 11.710; 0630-0900, VLA6, 15.200, VLG3, 11.710; 0630-0645, VLB3, 11.760, VLC4, 15.320. To East Coast of North America, 0700-0845, VLB, 9.54, VLC7, 11.810. To Britain and Europe, 0900-0945, VLC11, 15.210, VLB3, 11.760; 0900-1000, VLA6, 15.200, VLC3, 11.710. To West Coast of North America, 1000-1115, VLC3, 11.760, VLB9, 9.615; to Asia, VLG3, 11.710; and at 1015-1115 to Africa, VLA6, 15.200. To Britain and Europe, 1500-1630, LVA8, 11.760, LVB2, 9.650; at 1500-1655, VLC9, 17.840. To Forces in Japan, 1643-1815, VLB6, 15.200. To East Coast of North America, 1643-1815, VLA5, 15.230. To South America, 1655-1815, VLC9, 17.840. To Britain and Europe, 1710-1815, VLG3, 11.710. Language broadcasts are to Europe (French), 0100-0145, VLA8, 11.760, and to Tahiti on VLG6, 15.240 (except Sats., when is replaced by VLC, 15.200); to New Caledonia, (French), 0245-0345, VLG3, 11.710; 0300-0345, VLC4, 15.320; to Europe (German), 1200-1315, VLA8, 11.760, VLB2, 9.650, and at 1230-1315, VLC11, 15.210.

Transmitter of VLI, Sydney, N.S.W., is designed primarily to serve the out-back of New South Wales, but reports from overseas indicate that it has a much wider service area than this. Power listed 2 kw., schedule as 1500-1745, 6.090, 1800-0315, 9.500, and 0330-0830, 6.090. (Rosenauer, Calif.) Transmitter is located at Liverpool, N.S.W.; began service December 22, 1948. (Cushen, N.Z.)

Azores—Ponta Delgada, 11.090, is good signal 1500-1600. (Harris, Mass.) The 4.845 channel is heard in Newfoundland 1715-1900. (Peddle)

Belgian Congo—Radio Congolia, 9.210, Leopoldville, previously heard 1300-1330, more recently has been heard at 1230 giving call in French, off 1330. (Pearce, England)

Elizabethville, 7.200, operates daily 1130-1215. (BSWL)

OTM2, Radio Congo Belge, is scheduled 0000-0200, 0515-0700, 1100-1500 on 9.380, 6.295; no English listed; news bulletins are in French, Dutch, Flemish, Portuguese; OTC, 9.767, is scheduled 1300-1845, 1900-2300; English language programs at 1430-1530, 2100-2300; news 1432, 1527, 2102, 2355. (Rosenauer, Calif.) Weekly DX period is Wednesdays around 2110.

Brazil—ZYK-3, 9.565, heard ending English session 2045; woman announcer stated "Tune to this station at the same time tomorrow night"; she said other English programs are transmitted on Monday at 1800 ("Sugar Plantation Program") and Sundays at 1700 ("Brazil Calling"), then added, "We will be very pleased to hear your impressions of this program, and all letters are gratefully received. All reception reports will be promptly verified." English announcement at 2039 was, "This program came to you from Radio Jornal de Comercio, Recife, Pernambuco, Brazil."

ZYN-7, 15.165, Fortaleza, has International Programs on Mondays, Fridays 1300-1500, with announcements in Port., Sp., and English. (Boice, Conn.)

Radio Nacional, Rio de Janeiro, informs Worris, N. Y., "We regret to state that at present we have at our disposal no program in the English language; within a short time, we hope to be able to satisfy your wishes which are the same as those of many other listeners of Radio Nacional in foreign countries." Gave schedule of Sun., Mon., Wed., Fri., 1130-2240; Tue., Thur., 1200-2240; and Sats. 1500-2240, all on PRL-7, 9.72.

Becker, Michigan, says PRF-5, Ma-naos, is now operating on 4.950, instead of former 4.895. Is reported to have news 1845 and to announce in English after 1900.

British Gold Coast—Has anyone in U. S. heard Accra testing on 15.435 around 0400-0430 as reported by Swedish DX-ers?—K.R.B.

The 4.915 outlet has English 1245-1300. (BSWL)

British Honduras—ZIK-2, 10.598, Belize, heard on a recent Monday closing 1317, but most weekdays closes around 1320. (Ferguson, N.C.)

Stark, Texas, informs me that opens daily 1305 with news; on Sundays runs longer than weekdays and at 1320 has "Caribbean Weekday," program sponsored by Caribbean Commission; Sunday sign-off is 1433, announcing "until 1230 tomorrow" (local time).

Bulgaria—Sofia's 7.671 has been heard from 2250 sign-on to after 2330; sometimes is badly mauled by Aø carrier. (Kary) Has been heard in North Carolina late as 0035 when was covered by QRM. (Ferguson) Bellington, N. Y., says at times has been badly jammed.

NESCORP ELECTRONICS Presents

BC-1206

Beacon Receiver 200 to 400 K.C.'s 28V plate and filament. Easily converted to broadcast band by adjusting of slug and tuned coils. Each..... **\$7.45**

BC-606 CONTROL BOX

Valuable parts..... a real buy. Each..... **98c.**

DYNAMOTORS

Converts to 110 V AC in ten minutes. diagram included, has shaft with squirrel cage blower, also gear reducer with 2 shafts and pulleys at the other end, 1001 uses. NEW..... **\$4.95**

BC-458 COMMAND TRANSMITTERS

5.3 to 7 mc. used, exc. condition..... **\$8.95**

BC-457 COMMAND TRANSMITTER

4 to 5.3 mc. New..... **\$10.45**
Used, exc. condition..... **\$7.50**

BATTERY TESTER

A 2" meter 0-6 V.D.C. 3 for **\$1.00**

BC-727 INDICATOR BOX

With two red jewel pilot light assemblies. It's a steal! EACH..... **29c.**

COMPLETE BEAM ROTATOR ASSEMBLY LP-21A and 1-82A

A large 5" indicator 1-82A, brand new and a complete perfect beam rotator system with indicator. Loop is low impedance—contains selsyn transmitter, etc. Get BOTH for..... **\$7.95**
Loop alone..... **\$5.95** Indicator alone..... **\$4.25**

6" PM SPEAKER

Beautiful new stock. Alnico magnet. EACH..... **\$1.95**

CORD CD-605

A two-foot cord with a PL-55 plug; with low to high impedance xformer for your headset..... **39c.**

ANTENNA RELAY UNIT BC-442

9-10 RF amp meter change-over unit, with mounting FT-229. For use with Command set transmitter. Brand New. Each ONLY..... **\$1.95**

AN/CRW-2 V.H.F. RECEIVER

6 tubes: 3—6SL7, 1—6SN7, 1—6SG7, 1—6J5. Dynamotor, plug-in coils and sensitive relays. This was one of the Army's "Secret" V.H.F. remote control receivers. A thousand and one uses. Like New in a metal case. EACH..... **\$5.95**

TU-10B

Tuning unit for BC-375..... a terrific parts value with a metal case. Brand New. See page 24 Nov. Radio Craft for conversion to 10 meter final. ONLY..... **\$2.95**

TOGGLE SWITCHES

S.P.D.T. luminous tip bat handle. NEW..... 4 for **\$1.00**

BC-459

40 meter Command transmitter, used, excellent condition. **\$14.95**

RM-29 PORTABLE FIELD TELEPHONE

An ideal portable field telephone. Complete in a rugged steel case for years of wear. Ringer circuit and TS-13 handset. No leather case to deteriorate. Compact 5"x5"x9" also used as remote control on SCR-284. Simple two-wire operation. 15 miles distance and upwards. Lt. wt. 13 lbs. Excellent condition. SPECIAL LOW PRICE..... **\$9.95**
EACH..... **\$18.95**
2 for..... **\$18.95**

DM-53 A DYNAMOTOR

24V. in 220V.—80 M.A. out. Used. Good condition..... **98c.**

#20 HOOKUP WIRE

Stranded. 1,000-foot spool..... **\$5.50**

PLUGS and CONNECTORS YOUR CHOICE

for only **49c** each

Minimum order **\$2.00**

MC-419 LIP MIKE

With the cord set CD-318, with PL-68, JK-48 and switch. NEW..... **\$1.59**

O-1 M.A.

3" meter—shunt included for 0-10 M.A. use. New..... **\$3.95**

For the SCR-522..... PLQ-167, PL-172
For the BC-348..... PLQ-103
For the BC-733..... PLQ-254
For 269-F Radio Compass Inverter PL-3108-22-4S
For the SCR-274-N..... PL-147, 148, 151, 152, 153, 154A, 156, 258
For the BC-375..... PL-59—PL-61—PL-64
For the ART-13..... U-8U, U-10U, U-16U
For the ARC-1..... U-15U, U-16U
MC-203A coupling
Coax Fittings—PL-259A(83-1SP)—UG-21U-UG-22U

ALL PRICES F.O.B. CHICAGO

20% Deposit required on all C. O. D. Orders. Prices subject to change without notice.

division of

NATIONAL EQUIPMENT & SUPPLY CO., INC.

2635 West Grand Ave., Chicago 12, Ill.

EVERGLADE 4-5870

Sun Radio's Annual Clearance!

CRYSTALS

All crystals have Army MC harmonic ratings but Sun encloses directions for deriving the correct fundamental frequency in kilocycles.

CRYSTALS WITH A MILLION USES

Fractions Omitted

412	422	431	441	451	474	487	496	502	507	512	519
413	423	433	442	453	475	488	497	503	508	515	522
414	424	434	443	462	477	490	498	504	509	516	523
415	425	435	444	466	479	491	501	506	511	518	
416	426	436	445	468	481	492					
418	427	437	446	473	483	493					
419	429	438	447	472	484	494					
420	430	440	448	473	485	495					

49¢ each

Crystal Frequency Standards	For Crystal Controlled Signal Generators
98.356Kc	525Kc
Easily altered for 100kc Standard. Mounted in low loss 3 prong holder.	526.388 533.333 537.500 527.777 534.722 538.888 529.166 536.111 530.555 537.500 531.944
\$3.89 each	99¢ each

I.F. Frequency Standards	200 KC CRYSTALS Without Holders
450 461.111 451.388 464.815 452.777 465.277	99¢ each 3 for \$2.00

Assorted Miscellaneous Crystals	For Ham and General Use
Fractions Omitted	Fractions Omitted
370kc 377kc 384kc 387kc 372 379 386 388 374 380 375 381 376 383	390kc 396kc 404kc 408kc 391 397 406 411 392 398 407 409 393 401 407 394 402 395 403
39¢ each	79¢ each

CRYSTALS FOR SCR 522	Crystals from BC 5 10
5910kc 7480 6370 7580 6450 7810 6610 7930 7350	2045 2282 2435 3250 3570 2125 2306 2442 3322 3580 2125 2306 2532 3510 3945 2155 2360 2557 3550 3995 2220 2390 3202 2258 2415 3215 2260 2430 3237
\$1.29 Each	\$1.29 Each

• Payments must accompany order. Enclose 20¢ for postage and handling. Minimum order—\$2.00 plus postage.
Crystals are shipped packed in cloth bags inasmuch as they are shock mounted. All shipments guaranteed.

GRAB BAG—Resistors, condensers, sockets, ballast tubes, rheostats, pots, knobs, output transformers—\$50.00 value—**ONLY \$7.95** over 8 lbs.

SERVICEMEN'S SPECIALS!

- RESISTOR KIT—100 Resistors... ONLY \$ 1.00
- SIGNAL GENERATOR—A-200... ONLY 34.95
Reg. \$49.95
- 3-GANG B.C. CONDENSER—Large Size... ONLY .98
(3 for \$2.49)
- MIDGET CONDENSER—.00014 Variable... ONLY .49
(3 for \$1.29)
- VARIABLE CONDENSER—1000 MMFD... ONLY .49
(3 for \$1.29)
- VARIABLE CONDENSER—43 plate w/1 band spread cond... ONLY .49
(3 for \$1.29)
- RCA TV ANTENNA—Sgle. Dipole w/reflector—fits any mast... ONLY 2.95
- PHONE PLUG—to connect 4 prs. phones to one jack... ONLY 1.19
- AUTO RADIO SPEAKER—6v field, ONLY 1.95
(3 for \$5.49)
- OVAL PM SPEAKER—6x9 w/PP output transformer... ONLY 1.95
(3 for \$5.49)
- PA AMPLIFIER—20-watt—Reg. \$65.00... ONLY 39.95
- CLARK-HI-FI AMPLIFIER—30-watt—\$180.00 List... ONLY 80.00
- MUSICAL INSTRUMENT AMPLIFIER—2 inputs, built-in speaker, was \$65.00, now... ONLY 29.50
- CLARK-S-6C-6" SPKER, in Bass Reflex Cabinet—HI-FI, was \$70 List, now... ONLY 25.00
- ASTA IC PHONO ARMS, boxed, (a) D-9 \$1.75, (b) D-7 \$2.19, (c) SL-8 \$1.75, (d) FP-38, permanent needle, lightweight, \$4.95, (e) FP-18, permanent needle, lightweight, \$4.95, (f) B-10, \$4.25, (g) B-16 \$6.75, (h) AB-8, \$3.00, (i) AB8M, \$3.75.
- AMERICAN PHONO ARMS—Hi-output cart-ridge, Model J1, Unboxed... \$1.65

TERMS All items F.O.B., Washington, D. C. All orders \$30.00 or less, cash with order. Above \$30.00, 25 per cent with order, balance C. O. D. Foreign orders cash with orders, plus exchange rate.

The 7.671 channel is heard in England with news 1530-1540 and again 1650-1700. (Pearce)

Burma—Rangoon's 6.035 outlet is good now on West Coast to 1015 closedown. (Dilg, Calif.) Has news 1000.

Canada—CBC International Service is scheduled—To Europe, 0915-1128, CKNC, CKCX; 1130-1500, CKNC, CKCS; 1500-1515, CKCS; 1515-1715, CKCS, CHOL; 1715-1730, CHOL; 1730-1830, CHOL, CKLO. To Australia and New Zealand, 2300-2340 (commentaries from the U.N.; *except* Sun., Mon.), CHOL, CKCS; 0345-0530, Sundays only (*English* program for listeners in Southwest Pacific area), CHOL, CHLS. To Latin America and the Caribbean, 1845-1925, *English* to Caribbean, CKCX; 1845-1925, Spanish, CKRA; 1930-2025, Portuguese, CKRA, CKCX; 2030-2130, Spanish, CKRA, CKLO; 2130-2145, French, CKRA, CKLO; and 2145-2235, *English*, CKRA, CKLO. To Northwest Territories, Sundays only, 2310-2400 (winter service to Arctic settlements), CKLO, CKOB. Frequencies are CKNC, 17.82; CKCS, 15.32; CKCX, 15.19; CKOB, 6.09; CKRA, 11.76; CKLO, 9.63; CHOL, 11.72; CHLS, 9.61.

Stein, Calif., says VE9AI, 9.540, Edmonton, Alberta, peaks around 2100-2200.

CHNX, 6.130, Halifax, Nova Scotia, has mailbag feature Saturdays 1830. (Weisberg, N.Y.)

Cape Verde Island—CR4AA, Radio Clube de Cabo Verde, Praia, sent QSL card giving frequency as 6.024 and daily schedule as 1330-1500, but when heard was on approximately 5.910 and heard to 1700 closedown. More recently has been heard near 5.895 with severe CWQRM. (Pearce, England)

Ceylon—Colombo, 4.900, has *English-French* Lessons by Radio on Fridays 1115. (Cushen, N.Z.)

China—Former XURA (now BED9), listed 7.215 by Chinese, Taipei, Formosa, heard at 0615 with Western music, then Chinese news. (Sanderson, Australia)

XNCR, 9.39, heard in Australia 0725 with Chinese news and Western music. XAET, 9.50, heard 0600 when woman reads Chinese news. (Sanderson)

XLRA, 168 Victory St., Hankow, verified via airmail; gave frequency 11.500 and schedule as 1800-1915, 0500-1000; signed by L. C. Cheng, Director. (Cushen, N.Z.) Heard in Ohio at 1800 to 1820 fade-out. (Sutton) Also heard in Massachusetts at 1800. (Harris)

Former XGOA (now using BEA calls), Nanking, airmails these schedules—To North America, 15.105, 2100-2340, news 2115, 2230. To Australia, 9.730, 0500-0550, news 0520-0530 and *English* commentary 0540-0550. To Mongolia, Tibet, Japan, and Pacific Islands, 9.730, 0550-0730, no *English* listed. To India, South Africa, and Europe, 9.730, 0800-1000, news 0900, and *English* commentary 0840-0850. Lists 5.985 and 660 kcs. in parallel at 0800-0830, 0900-0915; however, it is be-

lieved 9.73 and 5.985 parallel most of the morning sessions. The 15.105 transmission has not been reported to me as heard in America recently.

ZBW-3, 9.525, Hong Kong, has improved signal around 0445 to after 0715. (Gaynor, Calif.) Carries BBC news relay 0600.

XGYA, 7.990, China, heard daily around 0500 to sign-off 0830; relays XNCR (Communist-controlled) from 0500 to 0730; programs are in Chinese and identification is given at 30-minute intervals. (Desouza, Singapore, via *Radio Australia*) Has been heard in California by Dilg around 0750 with news in Chinese at dictation speed, with repeated sentences, badly CWQRM'd.

Colombia—Radiodifusora Nacional de Colombia informs Eyles, Md., that "the weekly newscast in *English*, following a program of Colombian folk music, is heard over our 11.68 transmitter, every Thursday 2100; daily newscasts in *English* will be on the air in the near future."

HJQC, 11.680, heard evenings to 2230 or later. (Ferguson, N.C.)

Costa Rica—TIPG, approx. 9.615, San Jose, good signal signing on 0700; Spanish news was followed by musical program. (Boice, Conn.)

Cuba—COBC, 9.363, signs off 0015 after news in Spanish; network is *Radio Progreso* and slogan frequently used is "*La Onda de Alegria*." COCY, 11.74, is scheduled 0630-0100. (Mueller, Ohio)

Curacao—Hankins, Pa., reports Welmstad heard recently on approximately 5.010 at 1835 to after 2000; no *English* noted.

Cyprus—Sharq-al-Adna verified with mimeographed form letter, saying it transmits 12 hours daily on 6.135, 6.170, 6.790, 9.650, 11.720, but gave no definite schedules. (McPheeters, La.)

Czechoslovakia—Prague's 9.55 outlet heard in England signing on 1000. (Pearce) This channel is now used to North America daily 1900-2000, news at start; has had QRM. (Bishop, Ohio) Is poorly modulated.

Denmark—Copenhagen now broadcasts to Eastern countries on 15.165 on Tuesday, Thursdays, Fridays, 0500-0600, partly in Danish and partly in *English*. Uses the new 50-kw. transmitter.

Dominican Republic—HI2T, 9.735, signs off 0030. (Mueller, Ohio)

HI2A, formerly 7.217, has been wandering around the 31-m. band, reported on 9.490, 9.407, 9.417, 9.665. (Stark, Texas, Hankins, Pa., Sutton, Ohio, others.)

Ecuador—HCJB, Quito, now has six transmitters and will obtain five additional ones of 20 kw. each when finances permit. Aims at a total of 100 kw. eventually. (Swedish DX session)

"*La Voz de Riobamba*," heard on measured 7.472, to sign-off 2250. (Ferguson, N.C.)

El Salvador—YSR, 6.260, "*La Voz de el Salvador*," good signal, signed off 0000 announcing sign-on time as 1200. (McPheeters, La.)

England—Cushen, N. Z., lists as new BBC outlets GSY, 6.040; GSX, 6.060; GSZ, 6.170; GWZ, 7.200; GWX, 9.570; GWY, 9.700; GWV, 11.790; GWW, 11.890; GWD, 15.200; GWU, 15.210; says BBC now has 86 frequencies assigned.

Finland—The Finnish Broadcasting Company is sending out a new verification card for the 15.190 (100 kw.) channel, bears picture of the new transmitter, and lists OIX1, 6.120, 15 kw., Helsinki; OIX2, 9.555 (presumably moved from 9.500?), 15 kw., Lahti; OIX4, 15.19, 100 kw., Pori; and OIX5, 17.800, 1 kw., Helsinki. On reverse stated "our daily program times are 2200-0000, 0700-0800, 1145-1245, 1600-1700" (presumably for 15.19).

France—RDF, Paris, was heard on 7.280 signing off 1600. (Ferguson, N. C.)

French Cameroons—Alfred, Canada, reports Radio Douala on 9.160, signing off 1515. (URDXC) Heard in England with recordings 1315. (Pearce)

French Indo-China—Sanderson, Australia, reports Pronpenh on 12.36 at 0530 with Chinese news at dictation speed, then music. I wonder if this is the listed "La Voix de Sud Vietnam" at N. Annam given officially as on 12.334?

The station on 11.78 with news 1830 is definitely Radio Saigon; some days is quite readable, but usually suffers bad CWQRM; signs on 1800 with "La Marseillaise."

French West Africa—Radio Dakar, 11.898, heard early as 1325; is scheduled weekdays 1330-1700, to 1800 Saturdays, and Sundays 1300-1800. (Pearce, England)

Germany—Leipzig, 9.728, heard signing on 0000. (Bellington, N. Y.) Heard with excellent signal (German) at 0215; 6-tone interval. (Ormond, N. C.)

Greece—Radio Athens is scheduled on 9.607 at 0015-0235, relaying a medium-wave outlet, also 0500-0800. Is on 7.300 at 1100 news in Greek; 1130 English; 1145 French; 1200 Turkish; 1250 Russian; 1300 Rumanian; 1310 Yugoslav; 1320 Bulgarian; 1330 Albanian; 1340 warnings to shipping; 1400-1600, relay of medium-wave program. On 15.345 at 1730-1830 still has special transmission for the United States, news at start; latter is received poorly in East most days.

(Continued on page 127)

Only FILMGRAPH
 Yes, only "Filmgraph" can give you 200 hours of permanent recording on a reel of safely film at less than 3¢ per hour!

FILMGRAPH MODEL "WRC"

OFFICE ★ HOME ★ SCHOOL
 Portable — Economical — Versatile

The ideal "All Purpose" permanent recorder and reproducer. Records and reproduces sound on film instantaneously and permanently with high fidelity and in a voice from a whisper to auditorium sound, important conferences, phone conversations, verbal orders, interviews, sales talks, dictation, etc. at an unbelievable low cost of only **THREE CENTS PER HOUR.**



Wide variety of uses in many specialized fields—in use by business, attorneys, physicians, schools, and government organization.

Each reel of "WRC" Safety film costing \$6.00 has a total recording capacity of 200 hours of permanent recording. Continuous recording up to one hour on each of 100 sound tracks on each face of the film. Overall size of unit: 4"x8"x8". Weight: 11 pounds. **\$250.00**

Model "WRC" Complete.....**\$250.00**
 Model "C" same as "WRC" less Amplifier, Speaker, & Mike.....**\$150.00**

"TELEMIKE" FOR PHONE TALKS

A new midget inductor unit for picking up the conversations on both ends of the line for transmission to any type of disc, wire, film or cylinder electric recorder. Designed to operate with also a standard good quality radio receiver, phonograph or microphone amplifier, for group loud speaker listening. This unit fits over the outside of the earpiece of the standard telephone or may be concealed inside telephone base (Cradle type) or inside of ringer box. Requires no electrical connection to the telephone or its wires. Complete with 5 feet of cable. Type "F" 1 1/2"x4 1/2"x1/4" thick picks up conversation few inches away from telephone. **\$15.00**
\$20.00

20% cash with order, balance C.O.D. Send orders to Dept. WK

MILES REPRODUCER CO., INC.

812 BROADWAY NEW YORK 3, N. Y.

For GREATER Earnings... LEARN RADIO-ELECTRONICS



This fast-growing science of RADIO, TELEVISION, RADAR and ELECTRONICS, offers tremendous opportunities, and in no industry is RADIO-ELECTRONICS more important than in aviation. A skilled technician who knows the modern application of electronic devices, as used in the aircraft industry, is always in demand . . . not only in aviation, but in many other industries. Many large organizations call on Spartan regularly for graduates. Often, students are hired months before graduation.

Don't confuse the RADIO-ELECTRONICS course offered by SPARTAN with other courses, offered anywhere! As a graduate from this famous school you will know the application to industrial control devices; to the search for petroleum; and the important uses of radar, television and other electronic equipment.

SPARTAN offers two complete and thorough courses. You will work on the most modern and complete equipment. You will build equipment. You may join the SPARTAN "Ham" Club. Either course prepares you for Federal Communication Commission license tests — first class radio telephone, second class radio telegraph, or class "B" radio amateur.



SPARTAN'S 21 years of teaching civilian and army personnel is your assurance of receiving the best possible training in the least possible time. You'll not need MORE than Spartan training — you cannot afford to take LESS.

BIG CATALOG—Free

NAME _____ AGE _____

ADDRESS _____

CITY _____ STATE _____

Dept. AN-49

G. I. APPROVED—Write TODAY for Complete Information

SPARTAN
 SCHOOL OF RADIO AND ELECTRONICS

SCHOOL of AERONAUTICS
 MAXWELL W. BAUFUR, DIRECTOR

COLLEGE of ENGINEERING
 ADDRESS DEPT. KN-49

TULSA, OKLAHOMA

NEW!
Different!
Down-to-
earth!

Cash in on

SERVICING PROFITS!



Now ready for delivery

PRACTICAL TELEVISION SERVICING

By J. R. Johnson and J. H. Newitt
375 pages, 6x9, over 230 illustrations
Price only \$4

At last, you can get a book that really gives you the low-down on television servicing—one that tells step by step what to do and also guides you specifically on precautions to take and the mistakes to be avoided. PRACTICAL TELEVISION SERVICING is all the name implies—a complete, down-to-earth working manual for those who want to understand television servicing fully, get straightened out on the vast amount of MIS-information that is creeping into the television picture, and really be able to do television servicing work.

Shows Exactly How to do the Work

This isn't a book of theory, mathematics and general discussions. The authors—one a radio editor, the other a well-known engineer—actually owned and operated a television service shop to get the specific, how-to-do-it information they now pass along to you in easily understood form. In addition to a clear explanation of how television components, construction and operation differ from radio they show exactly how to perform all specific operations in troubleshooting, diagnosing and remedying television receiver troubles. You don't bother with needless theory. You are actually shown how to do the work!

MAKES TELEVISION REPAIRS EASY TO UNDERSTAND

Here are the subjects covered:

- | | |
|--|---|
| 1. Television is Here | 10. Test Equipment and Alignment |
| 2. Fundamentals of the Television System | 11. Wiring and Repair Techniques |
| 3. The Radio-frequency, Intermediate-frequency and Detector Sections | 12. Common Troubles in Television Receivers |
| 4. Video Amplifiers | 13. Troubleshooting |
| 5. Cathode Ray Tubes | 14. Servicing Hints and Case Histories |
| 6. Synchronizing and Sweep Circuits | 15. Color Television. |
| 7. Power Supplies | A. Intermediate Frequencies of Standard Receivers |
| 8. Antennas and Wave Propagation | B. Receiver Layout Diagrams |
| 9. Television Receiver Installation | C. Glossary |

FACTUAL SERVICING DATA ON

- How to test for an intermittent peaking coil or transformer
- How to get a signal over a mountain
- What to do when the linearity of the picture is poor
- How to guy a mast properly
- Checking video response with a square wave
- When to use mica capacitors in place of other types ... and scores of other practical problems

10 DAYS TRIAL

SEND NO MONEY JUST MAIL COUPON

Dept. RN-49, Murray Hill Books, Inc.
232 Madison Ave., New York 16, N. Y.

Send me Johnson & Newitt's PRACTICAL TELEVISION SERVICING for 10 days' examination on approval. In 10 days I will send \$4, plus a few cents postage, or return book postpaid. Postage paid on cash orders; same return privilege. (Books sent on approval in U. S. only. Price outside U. S. \$4.50 postpaid.)

Name.....
Address.....
City, Zone, State.....
Occupation.....

Circuit Isolation

(Continued from page 62)

strument (milliammeter), a neon lamp, or an "eye" tube. Each of the various combinations of audible, visual, and type of voltage supply has its advantages which is usually reflected in the price of the unit.

In addition to isolating the faults normally encountered in servicing a "dead" radio, the signal tracer is an invaluable instrument in the determination of the origin and cause of distortion, fading, and hum. Prior to signal tracing, there was no reliable or fast method of localizing the sources of distortion, fading, and hum other than the old standby system of replacing suspected components. Often on fading and intermittent distortion faults, considerable time was wasted by the serviceman in listening to the radio after the suspected part or parts were replaced to determine whether his reasoning was correct. Needless to say, his first replacement often did not correct the fault and he would have to try again.

As may have been gathered from the above discussion, testing a defective radio by signal tracing is one of the fastest methods developed to date. To illustrate the procedure, it is thought best to start by troubleshooting a "dead" set. All references hereafter are to Fig. 2 which is a typical a.c.-d.c., five-tube radio receiver.

Dead Set

To start troubleshooting, invert the set in the conventional position (to a serviceman), turn on the power, and set the dial at a convenient station. Before starting to probe the radio set with the signal tracer, it is advantageous to check the "B+" voltage at the cathode of the 35Z5 and at the output filter condenser. This voltage should be approximately 85 to 135 volts d.c. Since filter condensers break down frequently, the fault may be found at this stage. However, if the voltage at these two points is present, the faulty component is at some other part of the radio circuit and the use of the signal tracer will facilitate localizing the defect. Connect the ground clip from the signal tracer to the chassis (radio), turn on the signal tracer to full gain, and touch the probe to the signal grid of the 12SA7. A radio signal (program) should be heard if this stage is functioning properly. If no signal is heard, one of the following is the cause:

- a1. Open or shorted antenna loop or coil
- b1. Shorted plates on variable (r. f. section) condenser
- c1. Shorted trimmer condenser on r. f. variable condenser
- d1. Grid-to-cathode short

These defects can easily be ascertained in a few minutes by the use of an ohmmeter and the repair or replacement of the defective component may be effected.

Patent

Notice Re: Television Filters

PLEASE TAKE NOTICE that United States Letters Patent No. 2,461,464 were issued February 8, 1949 to Robert Aronstein on **Filters for Fluorescent Screens** and that a license of exclusive rights to manufacture, sell and use Filters for Fluorescent Screens under said Patent has been granted by said Robert Aronstein to the undersigned, manufacturers under said license of the Television Filter known as the **Transmira Image Definer**.

All requests for a license to sell and use Filters for Fluorescent Screens under said Patent should be directed to the undersigned.

Dated: New York, February 8, 1949.

TRANSMIRA PRODUCTS CORP.

1650 Broadway
New York 19, N. Y.

SENSATIONAL SAVING!

SOUNDMASTER TAPE RECORDER

TWIN-CHANNEL
FULL HOUR OF
HIGH FIDELITY RECORDING
AND PLAYBACK

ONLY
\$159.50

complete with
Microphone, 2
Reels and Tape
for 1 hour re-
cording.



Ideal for homes, schools, institutions! Easy to operate... perfect recording. Economical—tape can be erased, cut, spliced! Brand new—top quality!

CHECK THESE IMPORTANT FEATURES:

- 2 Channels—1/2 hour forward, 1/2 hour reverse.
- Heavy duty 6" P.M. Speaker.
- Provision to attach Turntable and Pickup.
- 115 Volt, 60 cycle AC.
- Monitor Recordings.
- Output Jack for Earphones or External Speaker.
- Separate Jacks to take recordings from Radio, Phonograph and Microphone.
- Heavy Duty Recording Motor.
- Size—18" x 15" x 10 1/4"; Weight—36 lbs.
- Beautiful brown alligator leatherette.

LIMITED QUANTITY AVAILABLE!

Include 25% deposit, balance C.O.D.

PELCO INDUSTRIES

629 2nd Ave. New York 16, N. Y.
Telephone LE 2-0570

Next, we touch the probe of the signal tracer on the mixer plate of the 12SA7 converter tube (i.f. input primary). If no signal (radio program) is heard, check the following:

- a2. Inoperative converter (mixer or oscillator section)
- b2. Open or shorted i. f. transformer (primary)
- c2. Open or shorted oscillator coil (primary or secondary)
- d2. Shorted oscillator variable or trimmer condenser
- e2. Open or shorted oscillator grid coupling condenser or coupling winding. (Some manufacturers obtain grid coupling by means of a capacity winding on the oscillator coil)
- f2. Open or shorted grid leak resistor

Defect a2 may be checked by substituting a new tube and the remaining defects by means of an ohmmeter.

Assuming that this stage is operative, touch the control grid of the 12SK7 with the probe of the signal tracer. Should no signal be heard, the possible defects are:

- a3. Open or shorted i. f. transformer (secondary)
- b3. Grid-to-cathode short in 12SK7
If a signal is heard, then touch the plate terminal of the 12SK7 with the probe. A signal of higher level should be heard because the signal has been amplified by the 12SA7 and the 12SK7. It may be necessary to turn down the gain on the signal tracer. If no signal is heard, then we may look for trouble at the following points:
- a4. Inoperative tube (12SK7)
- b4. Open or shorted i. f. transformer (primary)

Should the signal be heard, we can reasonably assume that our electrical circuits are intact and functioning properly from the antenna to the plate of the 12SK7. Our problem is to probe further. Apply the probe to the diodes of the 12SQ7 tube. If no audible signal is emitted by the signal tracer, check the following:

- a5. Inoperative diodes
- b5. Open or shorted i. f. transformer (secondary)
- c5. Open or shorted r. f. filter (bypass condenser)
- d5. Shorted diode load (volume control)
- e5. Shorted a.v.c. filter

Since the diodes are part of the 12SQ7, defect a5 can only be corrected by inserting a new 12SQ7. This is one disadvantage of using multi-purpose tubes.

If the signal is heard, we proceed with our probing by applying the probe to the grid of the first audio tube which is the triode section of the 12SQ7. If a signal is not heard, the defective component is:

- a6. Shorted contact bias resistor

At this stage, all r. f. has been demodulated (detected) and we will be concerned only with audio frequencies. When a signal is heard on the grid of the first audio tube, it indicates that the whole r. f. section (converter, i. f.'s,

IT'S UP TO US!

Yes, that's our favorite expression here at Senco Radio. We know that "it's up to us" to provide you with low prices, high quality merchandise, fast service! Why not try us out now and see for yourself?

TUBES!

ALL BRAND NEW! Immediate Delivery!			R.M.A. GUARANTEE! Individually Cartoned!		
Type	Each	Lots of 10 Each	Type	Each	Lots of 10 Each
024	45	39c	6U5/6G5	40	29c
1A3	59	49	6U6GT	35	25
1A5GT	69	59	6U7G	59	49
1C5GT	67	60	6V6GT	45	39
1C7G	69	59	6W4GT/G	69	59
1D5G	69	59	6X5GT/G	49	39
1D7G	79	69	6Y6G	71	63
1F7	69	59	7A7	53	43
1L06	69	59	7A7	59	49
1L05	69	59	7B6	49	44
1LH4	69	59	7B7	49	44
1LN5	49	45	7B8	69	59
1L4	59	49	7C5	55	49
1P5	69	59	7C6	49	44
1R4	55	49	7M7	49	44
1R5	58	48	7K7	49	44
1S5	69	55	7Q7	69	59
1T4	59	49	7X7 (XXFM)	44	35
1TS5GT	49	39	7Y4	44	35
1U4	45	39	12A	79	69
2A7	32	25	12A6	29	25
2E5	89	79	12A8GT	35	28
2X2/879	35	29	12A7	69	59
3A4	49	39	12A06	65	55
3B7/1291	59	49	12AV6	49	39
3Q5	55	49	12BA6	50	45
3S4	55	45	12C6	39	34
3V4	79	69	12J7GT	45	39
504G	50	40	12K8Y	35	25
5W4GT	39	34	12Q7GT	45	39
5Y3G	42	37	12SA7GT/G	40	32
5Y3GT/G	40	33	12SF5GT	40	32
5Z4G	39	32	12SJ7GT	55	49
5Z4	59	49	12SK7GT/G	45	35
6A3	69	59	12SL7	49	43
6A4	79	69	12SN7	49	43
6A7	50	45	12SQ7GT/G	40	32
6AB5/6N5	99	89	12SR7	35	25
6AC5	69	59	12SK7	55	49
6AC7/1852	79	69	14A7	65	55
6AH6	49	39	14B6	59	49
6AL7	69	59	14Q7	65	55
6AN5	65	55	19T8	89	79
6AT6	49	39	24A	49	39
6B16	89	79	25L6GT	55	45
6BA6	49	39	25Z5	49	45
6BE6	49	38	25Z6GT/G	45	39
6BG6G	99	89	26	32	25
6BH6	79	69	32L7GT	45	35
6B16	59	49	35L6GT/G	52	48
6C4	29	25	35W4	43	40
6C5GT	40	35	35Z5GT/G	43	39
6D6	49	45	35Z6G	43	39
6F5GT	55	45	35Z51	42	37
6F6GT	45	39	36	35	29
6F7/WT70	39	29	39/44	25	19
6G6G	59	49	43	54	47
6H6GT/G	43	36	45	49	39
6J7GT	42	38	45Z5	59	49
6K6GT/G	45	39	46	59	49
6K7G	50	41	47	49	39
6K7GT/G	49	39	50	1.49	99
6K8	69	59	50L6GT	50	45
6L5G	69	59	56	55	45
6N4	49	38	57	45	39
6P5GT	55	49	58	45	39
6SA7GT/G	44	37	75	59	49
6SB7	49	39	76	49	45
6SH7GT	40	32	77	35	27
6SK7GT/G	49	39	78	49	39
6SL7GT	49	47	80	40	38
6SN7GT	49	47	81	1.49	99
6SQ7GT/G	44	37	84/6Z4	39	39
6SR7	43	36	88	49	45
6SS7	59	49	99V	35	25
6SV7	55	49	99X	35	25
6T8	89	79	11Z6GT/G	79	69

TOGGLE SWITCH—Bat Handle, Long Shank Single-pole double-throw—3 amps... **25c**

POWER TRANSFORMERS

110 Volt, 60 cycle. All fully shielded. flush mount.

50 mil—6.3V @ 2 amps—5V @	
2 amps 680V C.T.	\$1.79
90 mil—6.3V @ 3.3 amps—5V @	
3 amps 700V C.T.	2.65
100 mil—6.3V @ 3 amps—5V @	
2 amps 750V C.T.	2.79
120 mil—6.3V @ 3 amps—5V @	
2 amps 700V C.T.	2.95
150 mil—6.3V @ 4 amps—5V @	
3 amps 750V C.T.	3.19
200 mil—6.3V @ 3.3 amps—5V @	
3 amps 815V C.T.	4.25



STOCK UP NOW!

MINIMUM ORDER \$2.50

WHEN ORDERING—Send 25% deposit for all C.O.D. Shipments. Include sufficient postage—excess will be refunded. Orders without postage will be shipped express collect. All prices F.O.B. New York City.

SPEAKER Saving!



Here are the speakers you've been looking for! Quality so high, yet prices so very low. Why hesitate—take advantage of this Senco saving now!

3" P.M.—.68 oz. Alnico V	\$.99
3" P.M.—1.47 oz. Alnico V	1.15
4"x6" P.M.—Speaker	1.89
5" P.M.—1 oz. Alnico V	.99
5" P.M.—1.47 oz. Alnico V	1.15
8" P.M.—2.15 oz. Alnico V	2.75
8" P.M.—4.64 oz. Alnico V Magnet	2.95
8" P.M.—6.8 oz. Alnico V	3.69
10" P.M.—6.8 oz. Alnico V	3.75
12" P.M.—Alnico V	3.95
12" P.M.—6.8 oz. Alnico V	5.95

MAGNAVOX SPEAKERS

12" P.M.—21 oz. magnet with 6V6 P.P. output, cord and plug	\$5.95
12" 1000 ohms field with 6V6 P.P. output, cord and plug	5.95
12" 680 ohms field with 6V6 P.P. output, cord and plug	5.95
8" 680 ohms field with 6V6 P.P. output, cord and plug	3.69

RCA INTERCOM



IDEAL FOR HOME, OFFICE, STORE!

3-tube AC-DC amplifier circuit. Designed to operate with 2 remote stations connected in parallel. Remote stations not supplied. Two small P.M. speakers and two single-pole double-throw switches are all that is required to make a remote unit for 2-way communication. Other Applications: Electronic Baby-Sitter, Phono-Amplifier, Code Practice Oscillator. Complete with tubes and 100 ft. of cable.

SPECIAL! **\$7.95**



PHONO PLAYER KIT

Includes . . .
CRYSTAL PICKUP
CABINET
AC MOTOR
TOGGLE SWITCH
AC LINE CORD

ONLY \$9.45 COMPLETE

CABINET is of beautiful hand-rubbed solid wood—no veneers! Sturdily constructed. Plays with lid closed on 10" & 12" records. Base-board cut out for Motor & Pickup—no drilling necessary! AC PHONO MOTOR is 60 cycle, 115 Volt, with turntable. Feather-weight CRYSTAL PICKUP. TOGGLE SWITCH has bat handle, long shank. AC LINE CORD is 6 ft. with plug.

SEND FOR OUR FREE CIRCULAR!

SENCO RADIO INC.

Dept. G, 71 WEST BROADWAY, NEW YORK 7, N. Y.
TELEPHONE—BEekman 3-6498

You Can't Match these MID-AMERICA Values!

ELECTRIC MOTOR SCOOP!

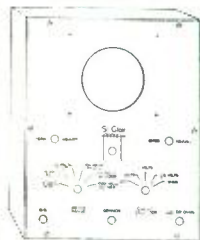


115-volt 60 cycles

Get this motor and make the handiest tool on your workbench! Attach a flexible shaft and you're all set for grinding, sanding and buffing operations. Great for model-makers. 1/20 h.p. motor turns at 2900 RPM — does the job in half the time! 3/4" shaft, 3/4" long, 3 3/4" x 2 3/4" x 3 1/2" high; weighs only 3 3/4 lbs. May be used for many motor applications. **\$3.95**

\$3.95

METAL UTILITY CABINET



Sturdy steel cabinet, complete with handsome front panel for construction of vacuum tube voltmeter. May be used for other test equipment, amplifiers, xmitters, etc. 8" wide, 10" high, 7" deep. Black crackle finish. **\$1.98**

\$1.98

3-Inch Scope Shield

Designed for either front or rear mounting, 9" overall. Black, corrosion-proof metal. Improves tube operation, and protects from damage.

MA-2075 each **69c**



Only **69c**

Iron Core FM and AM IF TRANSFORMERS

Highly efficient for new construction and replacement. Hi-Q adjustable iron cores provide high selectivity and gain. Only 2 1/2" x 1 1/2" square; spade lug mounting.

MA-2296 10.7 MC IF Transformer each **49c**
MA-2039 455 KC IF Transformer each **35c**

GRILLE CLOTH

Never before at our low price! Highest quality, golden-tone grille cloth, styled to harmonize with all cabinet designs. Generous 50" width. **\$1.79** per yard

\$1.79

INTERCOM TRANSFORMER SET

One transformer to match voice coil to grid, another for 50L6 and similar output tubes. Both of these fine units PLUS a momentary DPDT spring return push-button switch for less than value of one transformer alone! These are small, strap-mounting transformers.

Only 98c for All THREE UNITS!

BRAND NEW METERS

DeJur Model 310 meter for all-around ham and test applications. 10 ma DC basic movement. 3 1/2" diameter flange; 2 1/2" body, 1 1/2" deep. Stock up on these while they last. MA-2036. **\$1.95** each



VARIABLE CONDENSERS



MA-996: 425 and 150 mmf sections complete with mica compression trimmers. Has 4" cable drum. **49c**

MA-940: SPECIAL! 3-gang, 365 mmf per section with band-spread rotor for each section. Shafts have 2 1/2" cable drums. Ideal for communication receivers. **79c**

MA-SS-25: 25 mmf butterfly for high frequency applications. Rotor floats on ball bearings. Ceramic insulation. Measures 1 3/8" square x 1 1/4" deep. **32c**
MA-SS-50—50 mmf same as above. **32c**

ORDER FROM THIS AD!

Send 25% deposit with order. Pay balance plus postage on delivery. Get your name on Mid-America's select mailing list and get first crack at latest, greatest values in radio parts, electronic equipment, tubes, etc. Send orders to Lesk E-49. Minimum order \$2.50.

MID-AMERICA CO. Inc.

2412 S. Michigan Avenue
Chicago 16, Ill.

and second detector) of the radio is operative. The probe is now applied on the plate of the 12SQ7. If a signal is not heard, we have localized the trouble to:

- a7. Inoperative triode (12SQ7)
- b7. Open plate load resistor
- c7. Shorted output stage grid resistor

The above failures may be determined as noted previously with a voltohmmeter or inserting a new tube. Since we have not located our evasive defect, we will continue working toward the speaker end and probe further into the intricacies of the remaining circuits. Our next step is to apply the signal tracer probe to the grid of the 50L6. At this point, you will find that the gain of the signal tracer should be reduced since we now have three complete stages of amplification in the radio before making contact with the probe of the signal tracer, which is essentially an amplifier. If no signal is heard, the following failure may be the troublesome element:

- a8. Open coupling condenser

Our failure has not been located if the signal is heard. Apply the probe on the plate of the 50L6. Now, if a signal is not heard, the fault may be:

- a9. Inoperative 50L6
- b9. Open or shorted output transformer
- c9. Shorted plate-to-ground condenser
- d9. Open cathode resistor

If, however, a signal is heard, then our evasive fault is either an open or shorted secondary on the output transformer or an open voice coil on the speaker. The defective component may be found with the aid of an ohmmeter. Replacing the part will naturally correct the trouble.

Distortion

The above discussion is typical procedure followed in localizing trouble in a dead set. The signal tracer, as previously mentioned, is very helpful in locating distortion since the distortion is made audible on the signal tracer whether it is in the r. f. or audio stages. The source or cause of distortion can be localized by following the procedure outlined above. Starting on the first tube and following the signal from the grid to plate on each tube, the stage in which the distortion originates can be easily determined. For example, when the probe is placed on the grid of the 50L6, no distortion is heard. But when the probe is applied on the plate of the 50L6, a distorted signal is heard. The distortion has been localized and the defective component is a defective 50L6 having a leaky or shorted cathode.

Some distortion results from leaky coupling and bypass condensers which may be detected readily with a signal tracer. In locating distortion, it is preferable to work with the volume of the radio under test turned down so that the output of the signal tracer is higher than that of the receiver. Occasionally, it is convenient to disconnect the voice coil of the radio being tested.

Fading

Fading sets have long been the main source of headaches for the serviceman. Often, radio servicemen will refuse a fading job since if the trouble is not located quickly, the labor involved to localize the trouble is high. Some servicemen have "lost their shirts," so to speak, on fading jobs. Although fading is still one of the toughest problems in the radio servicing shop, the signal tracer is a very valuable instrument or service tool. In servicing a fading job, get the relative gain at the plate terminal of each stage when the radio is playing normally. The relative gain, depending on the type of instrument you own, may be in terms of scale deflection, "eye" closing, or volume output of the

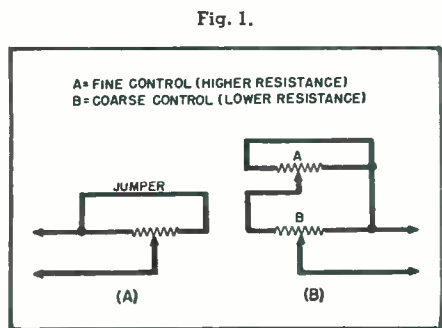
OBTAINING FINE ADJUSTMENTS WITH RHEOSTATS

By HUGH LINEBACK

WHEN a variable resistor does not provide adjustments which are delicate enough, a handy trick is to make the connections shown in Fig. 1A. Tying a jumper between the two ends of a rheostat reduces the maximum resistance obtainable to one-fourth the previous value, but at the same time the usable movement of the sliding arm is reduced only one-half. Thus a finer adjustment is obtained, and it will be found that the rate of variation is most gradual when the arm is near the center. Also in this region the current carrying capacity will be nearly doubled.

This scheme is useful in the construction of instruments and with experimental setups where the wirewound variable resistors give too coarse a variation. For example, in plotting characteristic curves of tubes, students will find this arrangement valuable for setting filament current exactly on specified values.

If a wide range of control is necessary, the circuit of Fig. 1B may be used. Here the element with lower resistance provides coarse settings while the higher resistance rheostat shunted across it gives fine variations. In use, this fine control should be set initially at the center position until coarse adjustment is made as closely as possible. When used permanently in a piece of equipment, a stop may be added to restrict the slider to the desired limits of rotation.



signal tracer. As soon as the radio fades, read the gain at each stage again. A decrease from the normal gain at any one particular stage indicates that this stage is the faulty section in the radio. For example, if you find that the signal strength (level) remains the same on the plate of the 12SQ7 and the signal level has decreased on the plate of the 50L6, you have localized the defect between the outputs of these two stages. To isolate the trouble to a fewer number of components, you should apply the probe to the grid of the 50L6. If you find that the signal level has decreased at this point, then the trouble has been isolated to a faulty coupling condenser or a partially shorted grid resistor.

As another example, assume that the signal fades on the plate of all the tubes in the set. This fault is usually in the "B+" supply. The trouble is probably a bad filter condenser or a leaky 35Z5 cathode. Of course there are many other causes of fading. These are too numerous to mention or discuss and naturally are beyond the scope of this article.

Hum Disturbances

Another troublesome fault which may be easily localized by the use of a signal tracer is hum. Probably the best procedure to follow, in this case, is working from grid to plate of each stage. It is surprising how many times a radio tube will test good in a tube tester and yet cause hum when used in a radio. The serviceman usually loses time because he doesn't suspect the tube, having just tested it or having replaced it with a new tube which causes hum. When you are acquainted and familiar with the use of a signal tracer, you will agree that hum in a radio set is no longer a serious or troublesome problem.

Miscellaneous Tests

It is only fair to state that a signal tracer is a versatile instrument and may be used to make other tests besides those noted above. As you become acquainted with it, you will find more and more tricks and ways of using it to test radios or components. Some of the other uses are the testing of paper condensers, resistors, record player crystal pick-ups, microphones, and speakers. Some of the units currently being sold on the market have provisions such as a jack or a set of terminals so that they can be used as audio amplifiers. If this provision is not on your unit, it can be added.

In conclusion, the author wants to indicate that it is not the intent of this article to sell you signal tracers, or imply that the signal tracer method of isolating circuit defects is the only good method of troubleshooting. This article has been written with the idea of familiarizing the serviceman with another of the numerous methods employed in servicing the many defective radios. The above is but one of the many techniques employed.

BEST BUYS—KITS—PARTS—ACCESSORIES—LOWEST PRICES




REAL BARGAIN!

HS-16 Headphones with standard long cord (6 ft.) and adjustable headband. Unquestionably the best buy in surplus phones ever sold. Tested before shipping. Limited quantity. **\$1.35 ea. POSTPAID** in U.S.A. and Canada.



POWER SUPPLY FOR ANY 274-N RECEIVER

Here it is—at last! Just plug it into the rear of your 274-N RECEIVER... any model! Complete kit, and black metal case, with ALL parts and diagrams. Simple and easy to build in a jiffy. Delivers 24 volts plus B voltage. No wiring changes to be made. Designed especially for the 274-N receiver. All conversion parts included. (Resistance-filter Kit \$6.95.) Standard model has choke filter. **\$7.95**
TUNING KNOB for 274-N Receiver, 59c ea.



VHF SURPLUS TUBES FILAMENTS TESTED BEFORE SHIPMENT! ALL BRAND NEW!

RCA 8012 VHF Triode. TANTALUM plate and Tantalum grid! 35 watts output. 40 watts Plate Dissipation. Used as osc. or amp. at full ratings! (1000 @ 80 ma.) up to 500 MEG! Double plate and grid connections allow balanced circuit design. C.T. 6.3 v. Filament reduces filament lead inductance. All Brand NEW! Reg. price, **\$14.50**. A large quantity purchase allows us to reduce the price of this tube to only **\$1.50 ea.** or 4 for **\$5.00**.

826 UHF Triode. Full ratings (86 watts output) up to 250 mc! 1000 v. plate @ 125 ma. Get real power on 2 meters with a pair of these tubes. All tubes BRAND NEW! Get yours NOW at only **75c ea.** or 4 for **\$2.40**.



WE 717A PENTODE. Hams know this tube's ability to "soup up" any receiver. Has transconductance of 4,000 and is directly interchangeable with 6SK7. Low loss base and ultra-short leads allow this tube to function better at high frequencies. ALL BRAND NEW! Orig. cost **\$3.75 ea.** Your price **98c ea.** or 4 for **\$3.25**.

829 Twin Beam Tetrode. Ideal for UHF. Brand new in orig. cartons. **\$2.80 ea.** 4 for **\$10.80**.

807 Beam Tetrode. This popular tube hardly requires any explanation. One of the most popular tubes for r.f. application. Brand new, **\$1.12 ea.** or 4 for **\$3.95**.

810 Power Triode. This tube is a real powerhouse! 575 watts output up to 30 mc! Carbon anode. Grid outside of envelope for max. h.f. efficiency. BRAND NEW! Only **\$5.95 ea.** or 4 for **\$21.95**.

815 Twin Beam Tetrode. Full ratings (56 watts output) up to 125 mc! Requires only .18 watt grid driving power for full output. A very versatile tube for most any h.f. application. Brand new. Only **\$2.50 ea.** or 4 for **\$9.20**.

TUBE BARGAINS—LIMITED QUAN.

6L6G tubes. New. A buy at 79c ea. 4 for **\$3.00**
872 Rectifiers. New. **\$1.75 ea.** or 2 for **\$3.25**.
GF-11-12 Tube Kit. 2—89's and 2—837 tubes. Orig. cartons. Only **\$2.85 ea.**
RU-16-17 Tube Kit. 2—77's, 3—78's, 1—1642 tubes. ORIG. CARTONS. ONLY **\$2.85 ea.**
5U4G and 5Z3 tubes. New. **39c ea.**
6AB7, 6AC7 tubes. New. **79c ea.**



R-1/ARR-1 Homing Receiver

Read excellent article in Jan. RADIO NEWS how to convert this receiver to high freq. converter to use with your present receiver. Beautifully built, compact, easy to convert. Like new cond. with 4 acorn tubes and plug. **ONLY \$9.95 ea.**

JUMBO 872 FILAMENT TRANS.

Jumbo 872 Fil Trans. with socket built in. 110v. AC 60 cycles. 13,000 v. ins. Large insulator for h.v. Standoff ins. for pri. connections. A BUY AT **\$4.95 ea.** Very limited quantity.



AMERTRAN TRANSTAT VOLTAGE REGULATOR

Here's a real value! **Spiral screw type brush adjustment** with handwheel. Extremely heavy brushes. 2.17 max. amps. Voltage range 103-126 volts. 115v. 60 cycle fixed winding. Useful for precise voltage adjustments. All units exc. cond. **ONLY \$4.95 ea.**

DESK HANDSET HANGER

Designed to fit all type handsets equipped with butterfly switch such as TS-9, 11, 13, etc. Circuit opening switch operates when handset is returned into place. Switch contact ratings 5a. 110 v. Handsomely finished in Black Crackle. **ONLY \$5.95 ea.** Limited Quan.

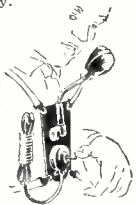


HANDSET HANGER

Accommodates all makes and models (W. E. Kellogg, American, etc.) handsets such as TS-9, 11, 13, etc. Fastens to side of desk or on telephone or radio equipment. Felt facing protects handset. Black crackle finish only. **\$1.95 ea.**

LOOK! NO HANDS!

This mike leaves both hands free for mobile QSO's. Fastens to operator by simple snap strap. Western Electric button assures best quality obtainable from any carbon mike. Adjustable. Double action sw. operates push-to-talk or holds on. BRAND NEW only **\$1.75 ea.** POSTPAID IN U.S.A. and CANADA.




RM-29A TELEPHONE




These famous telephones now available in limited quantity. Contains magnetic ringer system for calling. Uses standard batteries available anywhere. Only two wire line needed to connect. Units may be paralleled on same line. Lines up to several miles can be used. Ideal for Orientation of TV Antennas, Farms, Factories, etc. One RM-29A Telephone with battery and one TS-13 Handset, all BRAND NEW. **PRICE \$12.95 ea.**

EE-89A TELEPHONE REPEATER



Here's a REAL BUY. Improves transmission and extends talking range of EE-8 and RM-29-A telephones. Only 2 wire lines used. Simplex telegraph and 20 cycle ringing possible over lines equipped with one or more of these repeaters. Hybrid coil allows transmission in both directions. Supplied with low-drain 3Q5 tube. Batteries used 90v. Featherweight phone supplied, simplifies gain setting. BRAND NEW. Complete with instruction manual. Limited quantity.

ONLY \$9.95 ea.



Brand new ELECTRIC PAINT SPRAYER

Just plug it into any 110v. AC outlet and spray! No compressor or other bulky equipment needed. This improved model has molded bakelite head with trigger control and nozzle adj. Sprays lacquer, enamel, varnish, disinfectants, insecticides, light oils, etc. Perfect for all radio and household uses. Ordinary Mason Jars can be used. Burgess Vibro-sprayer with instructions, extra orifice and jar. **ONLY \$12.95 POSTPAID** in U.S.A. and Canada.

★ 4-HOUR MAIL-ORDER SERVICE. WE SHIP ANYWHERE.

20% DEPOSIT MUST ACCOMPANY ALL ORDERS, BALANCE C.O.D.

OFFENBACH & REIMUS CO.

372 ELLIS ST. SAN FRANCISCO, CALIF.

PHONE—ORdway 3-8551

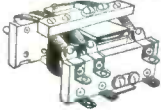
GREATER VALUES

CHOKE BARGAINS

6 Henry 50 ma 300 ohms	3 for \$0.99
6 Henry 75 ma 230 ohms	2 for .99
8 Henry 160 ma 140 ohms	2 for .99
1.5 Henry 250 ma 72 ohms	3 for .99
6 Henry 300 ma 65 ohms	3 for .99
4.3 Henry 620 ma 42 ohms	6 for .99
Swing. Choke 1.6/12 Henry 1 Amp/100 ma 15 ohm	24.50
.07 Henry 7 amps .5 ohm	4.50

STANDARD "METERS" BRAND NEW

2" 0-5 ma Basic	\$1.95	3" 0-80 ma	\$2.95
2" 0-3 volts DC	2.45	3" 0-75 amp AC	3.95
2" 150-0-150 microamp	3.49	3" 0-2 ma DC	3.95
2" 0-30 amp DC	2.45	3" 0-200 ma DC	3.95
2" 0-1 ma Basic	2.95	3" 0-1 ma DC	3.95
3" 0-50 amp AC	4.95	3" 0-20 ma DC	3.95
3" Running Time 110 V 60 cycles 7.95		3" 0-15 ma DC	3.95
		3" 0-150 V AC	3.95



ADVANCE

D.P.D.T.

ANTENNA RELAY

110 V. 60 cycle coil Steatite insulation. Only \$1.95 each

As above but 3 P D T. \$2.75
As above but 4500 ohm DC Coil DPDT. 1.75

FILAMENT TRANSFORMERS

110 Volt 60 cy Pri.—H.V. Ins.—Fully Cased.	
6.3 V 10 Amps	\$1.95
5 Volts 15 Amps	3.75
2.5 Volts 10 Amps	3.75
5 Volts Ct 3 Amps	1.50
10 Volts Ct 3.25 Amps	1.75
2.5 Volts Ct 21 Amps	4.95

MULTI-SECONDARIES

5 V Ct 13.5 A. 5V Ct 7A. 5V Ct 7A.	\$5.95
54V Ct 21 Amp. 7.5V 6A 7.5V 6A	5.95
10 Volts Ct 13 Amps. 7.5V 2.5A	5.50
6.3V 21 Amp. 6.3V 2A. 2.5V 2A	4.75
5 Volts 4A. 6.3 volts 3A	2.50
2.5V Ct 20 Amps. 2.5V Ct 20A	7.95
2.5V Ct 10A. 6.3V 1A. 5V 3A. 5V 3A	4.50

OIL CONDENSERS

5 mfd 150 vdc.	\$0.49	4 mfd 1000 vdc.	\$0.95
1 mfd 600 vdc.	.29	15 mfd 1000 vdc.	2.95
2 mfd 600 vdc.	.39	2 mfd 1500 vdc.	1.25
4 mfd 600 vdc.	.59	6 mfd 1500 vdc.	2.95
6 mfd 600 vdc.	.79	1 mfd 2000 vdc.	1.45
3/3 mfd 600 vdc.	.79	2 mfd 2000 vdc.	2.25
10 mfd 600 vdc.	.95	4 mfd 2000 vdc.	3.65
2 mfd 1000 vdc.	.79	2 mfd 4000 vdc.	5.50

PLATE AND FIL. TRANSF. Pri. 110V 60 Cy. Sec. 1120 V CT @ 600MA. 6.3 V @ 3A. 2x5V @ 6A ea. \$9.95

ADJUSTABLE RESISTORS

20 Watt: 1, 5, 50 ohms	\$0.25
50 Watt: 80, 100, 500 ohms	3.35
75 Watt: 40, 80, 100, 150, 200 ohms	.39
100 Watt: 20, 50, 75, 120, 180 ohms	.49
150 Watt: 50, 100 ohms	.59

AMERTRAN H.V. PLATE TRANSF. 1500-0-1500 volts 600 MA Pri. 110/220V 60 cycles. Continuous Duty. Fully Cased. 3 KV Insulation. \$27.50

AMERTRAN PLATE TRANSFORMER 1500-1250-0-1250-1500 Volts at 1.5 amps. Continuous Duty. Pri. 110/220 V. 60 cycles. Fully Cased. 5 KV Insulation. \$39.95

HIGH CURRENT TRANSF. 820 Volts CT at 775 Ma. Pri. 110/220 Volts 60 cycles. Fully Cased. Wt. 35 lbs. \$6.95

RECTIFIER TRANSFORMER 110/220V 60 cy primary. Secondary 70-75 volts 3 amps plus 35-37 volts 3A. (pri. in series). Fully cased. ea. \$1.89

UTC type PA 5000 ohm plate to 500 ohm line and 6 ohm voice coil. 10 watts. 60 to 10,000 cps ± 1 DB. GREAT VALUE ea. \$2.75

THORDARSON PLATE TRANSF. 2370 volts CT at 250 MA tapped at 300-0-300 volts, plus 215 volt 55 MA bias winding. 110 volt 60 cy. Pri. Fully shielded ea. \$11.95

MISCELLANEOUS "99" BARGAINS

.004 1000 WVDC Meas.	9 for \$0.99
91 600 Volt Meas.	5 for .99
24 Volt DC Relays	5 for .99
.02 400 VDC Tubulars	15 for .99
1000 Mfd 25 VDC Electrolytic	2 for .99
25 Mfd 25 Volt Electrolytic Tub.	6 for .99
Jan 6 C 4 Tubes	4 for .99
1000 Ohm 200 Watt Resistor	3 for .99
2 Mfd 250 Vac Oil	5 for .99
3:1 PP Input Trans. Hermetic Seal.	2 for .99
.05 600 Vdc Oil Tubular	10 for .99
10 Mmf Midget Variable Cond.	4 for .99
.002 3500 Vdc Meas	2 for .99
10K, 15K Potentiometers	6 for .99
1/2 Meg Potentiometers	4 for .99
Ceramic Grid Caps for 866	6 for .99
Jan 807 Tubes	9 for .99

SOLA CONST. VOLTAGE TRANS. Pri. 95-125V. 60 Cy.. Sec. 115V. reg.. 120 V.A.. \$17.95 ea.

If not rated, 25% with order, balance C.O.D.—Minimum order \$3.00.

PEAK ELECTRONICS CO.

188 WASHINGTON STREET, DEPT. MR
NEW YORK 7, N. Y.

Manufacturers' Literature

Readers are asked to write directly to the manufacturer for the literature. By mentioning RADIO & TELEVISION NEWS, the issue and page, and enclosing the proper amount, when indicated, delay will be prevented.

ANTENNA ACCESSORIES

The complete line of radio antennas and accessories put out by *L. S. Brach Manufacturing Corp.* is described in detail in a new catalogue, No. 1304.

Of particular interest to servicemen is the new "HI-LO" Rotatable Antenna which has been designed to cover all television channels. A new high-frequency antenna, covering 152 mc. to 162 mc., is also described in detail. This unit has been designed for automobile communications systems for mobile telephone applications.

Antenna accessories described include all the elements required for efficient installation, operation, and convertibility.

This loose-leaf catalogue may be obtained by addressing *L. S. Brach Manufacturing Corp.*, 200 Central Ave., Newark 4, New Jersey.

MERCHANDISING KIT

The complete merchandising kit which *Belden Manufacturing Company* is currently including with its new "Polypoint" FM antenna has been designed to assist dealers and servicemen in promoting better FM reception in their areas.

This new kit includes posters, promotion pieces, and newspaper advertising mats. This material has been developed to assist dealers and servicemen in their task of creating greater satisfaction with new FM receivers.

This kit is available only with *Belden's* new "Polypoint" FM antenna.

MINIATURE TUBE CHART

The latest four-page tube reference folder published by *Raytheon Manufacturing Co.* includes all pertinent characteristics, applications, terminal connection diagrams, and outline drawings for every miniature receiving type tube now announced and produced by all tube manufacturers.

To obtain a copy of this chart, address *Raytheon Manufacturing Co.*, 60 East 42nd Street, New York 17, N. Y.

CONDENSER CATALOGUE

The *Cornell-Dubilier Electric Corporation* has compiled a complete bulletin on its line of condensers used in capacitor-type motors.

This 56-page catalogue, No. 163, contains eight distinct sections, covering Motor Part Numbers (alphabetical listing); Motor Part Numbers (numerical listing); Cross Index of C-D Replacements (numerical listing); Replacements; Technical Information; C-D Catalogue Listing; Interference Filters; and Service Mikes.

The replacement section includes tables listing the proper *Cornell-Dubilier*

type for replacing units made by other manufacturers. This information should be helpful when there is only a condenser number to work with and when the characteristics are unknown.

Catalogue No. 163 is available free of charge, and may be had by addressing the Jobber Division, *Cornell-Dubilier Electric Corporation*, South Plainfield, New Jersey.

HYTRON REFERENCE GUIDE

Hytron Radio & Electronics Corporation announces the latest edition of its reference guide for miniature electron tubes, prepared primarily for servicemen, technicians and engineers.

This six-page booklet contains 91 types, 19 of them new, and includes pertinent characteristics, data and basing diagrams for all miniatures announced to date, regardless of make. Besides the miniatures, the listing includes similar larger prototypes.

This Hytron Reference Guide, third edition, is available free of charge at all company jobbers, or write direct to *Hytron Radio & Electronics Corporation*, 76 Lafayette Street, Salem, Mass.

DYNAMOMETERS

W. C. Dillon & Company, Inc., has issued a new bulletin on its line of dynamometers. The uses to which these instruments may be put are reported, and clear and informative photographs are used to show the dynamometer at work in the rubber, aircraft, communications, steel, automotive, and railroad industries, etc.

Dynamometers such as those described in this bulletin may be used for measuring traction, tension, or weight from 0-500 pounds to 0-20,000 pounds with close accuracy. It differs from spring measuring devices in that it operates through deflection of an alloy steel beam, and requires only .040" movement to indicate a full scale reading.

Manufacturers interested in obtaining this illustrated pamphlet may write *W. C. Dillon & Company, Inc.*, 5410 West Harrison St., Chicago 44, Illinois.

TV SUPPLY BOOKLET

The House of Television, New York manufacturer of the Tele Filter, Multivision Screen and Signal Kleer line of television accessories, has completed a new catalogue which may be obtained free of charge by dealers and distributors.

A 12-page, 8½" by 11¼" booklet, which was designed to fit standard binders, the new catalogue contains illustrations, descriptions and specifica-

FIX ANY RADIO

Amazing New Invention



Find radio faults with a new simplified method. Repair all radios in minutes instead of hours. Revolutionary, different Comparison technique permits you to do expert work almost immediately. Most repairs can be made without test equipment. Simplified point-to-point, cross-reference, circuit suggestions locate faults quickly and easily.



NO TESTERS NEEDED

This newly developed method tells you how to locate the source of trouble in any radio set without equipment. Make needed tests, measure voltage, trace the signal, by using only a 5c resistor, small condenser, and a crystal detector. Inject signals without any signal generator. Test parts by the new Comparison method. Test tubes without equipment. Repair any radio expertly following simplified picture plans. Improve your radio servicing ability. Data on all sets, portables, AC-DC, FM, recorders, T-V, P.A., intercoms. Examine and apply the plan for 10 days without obligation or risk. Send trial coupon at bottom of page.

CHARTS, BLUE-PRINTS, TESTS

Learn time-saving trouble-shooting short-cuts; find any radio fault with ease. Follow the tests shown on 24 large circuit blueprints. Over 1,000 practical repair hints. For all types of radios. Hundreds of simplified tests using a 5c resistor and any filter condenser. Introductory materia. for beginners and to serve as review for experienced radio men. Several chapters on test equipment. Complete plan in manual form, 61 job-sheets, data on all tubes, 84 large pages, 8 1/2 x 11 in. Schematics, pictures, charts. Sold on no-risk trial. Price, only \$1.50. Use coupon below to order.

RADIO SERVICING COURSE-BOOK



Here is your practical radio course of 22 easy-to-follow lessons. Use it as a companion volume to the Comparison Manual listed above. Review fundamentals, learn new servicing tricks, all about signal tracing, use of oscilloscope, recording, P.A., test equipment. Just like a \$100.00 correspondence course. With self testing questions and index. **\$2.50**

Large size: 8 1/2 x 11 in. Price now, only.....



Amazing Bargain in Supreme Diagram Manuals


Here is your low-priced, money-saving source of all radio diagrams and service data for all popular sets. Above is a photograph of these giant-size manuals—available to radio servicemen at only \$2 for most volumes. Let these popular manuals guide you to quick fault-finding and simplified repair of any radio. Eliminate guesswork, cut hour-wasting jobs to pleasant moments. For 16 years, radio servicemen expected and received remarkable values in **Supreme Publications** service manuals. Yes, these manuals are still only \$2 each, and only \$2.50 for the new 1949 manual and the extra large 1926-38 volume. Used to an advantage by over 124,000 shrewd radio servicemen. Biggest bargain in service manuals.

Find All Radio Faults Double-Quick

You can speed-up and simplify radio repairs with **Supreme Publications** manuals. Service all radios faster, better, easier, save time and money, use these **most-often-needed** diagram manuals to get ahead, earn more per hour. These manuals cover every popular radio of all makes, from old timers to new 1949 sets. Clearly printed circuits, parts lists, alignment data, voltage values, stage gain, and dial stringing drawings are the facts you need to be more expert in radio servicing. Save hours each day, every day, begin to earn more by making repairs in minutes instead of hours. Let these inexpensive manuals give you needed diagrams for 80% of all sets. These manuals pay for themselves with time saved on a couple of jobs, after that you use them FREE. There are nine volumes in all as illustrated above. Each manual is 8 1/2 x 11 inches, sturdy manual style binding, average manual has 194 pages of diagrams and practical service data. See coupon below.

Post-War Automatic RECORD CHANGERS

Just what you need to repair and adjust all new (1945-1948) automatic record changers. Follow simplified factory instructions to make needed repairs. There is real money in this work. Hundreds of photographs and exploded views, thousands of test hints, service instructions for all popular makes. Large size manual, 8 1/2 x 11 inches, 144 pages, flexible covers. See and get this manual at your jobber or order by mail. Price only **\$1.50**



New 1948 T-V Manual

New, giant volume of television factory data covers every popular make. Gives description of all circuits, pages of test patterns, response curves, alignment facts, oscilloscope waveforms, voltage charts, service hints, many diagrams in the form of double-spread blueprints, test points, everything to bring you up to date and make you an expert in T-V repairs. Large size: 8 1/2 x 11", manual style binding, flexible covers, price only **\$3**



Compiled by M. N. Beitman, radio engineer, teacher, author & serviceman.

SENSATIONAL LOW PRICE

Be money ahead with **SUPREME** manuals. For the remarkable bargain price (only \$2 for most volumes) you are assured of having in your shop and on the job, needed diagrams and other essential repair data on 4 out of 5 sets you will ever service. There is no need to spend large sums for bulky, space-wasting manuals of other publishers, or to buy additional drawings every few weeks; be wise, use **SUPREME Manuals** to get the most in diagrams for the smallest cost. Select all manuals wanted and send handy coupon.

F. M. and Television Manual (1947)

Manual of instructions for trouble-shooting, repairing, and alignment of all popular 1947 F.M. and Television sets. Covers every popular make; includes F.M. tuners, AM-FM combinations, and all types of T-V receivers. This is the material you need to adjust and fix any modern F.M. and T-V set. Data on 192 large pages, 8 1/2 x 11". Sturdy, manual style binding. At your jobber or send coupon. Postpaid, only. **\$2**

NO-RISK TRIAL ORDER COUPON

SUPREME PUBLICATIONS, 3727 W. 13th St., Chicago 23, ILL.

Rush by return mail the manuals checked below. Satisfaction guaranteed.

- | | |
|--|---|
| <input type="checkbox"/> Simplified Radio Servicing by Comparison Method, complete plan, only \$1.50 | <input type="checkbox"/> 1949 Manual, only 2.50 |
| <input type="checkbox"/> Radio Servicing Course-Book.....\$2.50 | } PRICED AT ONLY \$2 EACH |
| <input type="checkbox"/> Post-War Automatic Record Changers... 1.50 | |
| <input type="checkbox"/> New 1948 Television Servicing Manual... 3.00 | |
| <input type="checkbox"/> F.M. and Television Manual (1947).... 2.00 | |
| <input type="checkbox"/> I am enclosing \$..... send postpaid. | |
| <input type="checkbox"/> Send C.O.D. I am enclosing \$..... deposit. | |

Name:

Address:

Supreme Publications

Available at All Leading Radio Jobbers

TUBES! NATIONALLY ADVERTISED BRANDS TUBES!

RCA — Kenrad — Sylvonia — Tung-Sol — National Union — Raytheon — Philco — Hytron
All new tubes. 100% guaranteed. Individually boxed.

TYPE	PRICE	TYPE	PRICE	TYPE	PRICE	TYPE	PRICE	TYPE	PRICE	TYPE	PRICE
0A4G	\$.96	2X2	\$1.15	6K6GT	\$.34	6Y7G	\$1.15	12C8	\$1.15	35W4	\$.45
OIA	.60	3A4	.72	6K7G	.80	6Z7G	1.40	12H6	.65	35Y4	.65
OZ4	.80	3B7/1291	.96	6K8	.85	6ZY5G	.80	12J5GT	.54	33Z4GT	.54
IA3	.80	3D6/1299	.96	6L5G	.96	7A4	.72	12J7GT	.72	35Z5GT	.45
IA3P	1.40	3Q4	.80	6L6	1.26	7A5	.72	12K7GT	.60	36	.96
IA5GT	.65	3Q5GT	.85	6L6GA	1.15	7A6	.72	12K8	.65	37	.65
IA6	1.15	3S4	.72	6L7	1.15	7A7	.72	12Q7GT	.65	38	.80
IA7GT	.72	3R4GY	1.15	6N7	.85	7A8	.72	12SA7GT	.65	39/44	.96
IB4P	1.40	5T4	1.40	6P5GT	.80	7B4	.72	12SC7	.80	40	.80
IB5/25S	1.15	5U4G	.54	6Q7	.72	7B5	.72	12SF5	.65	41	.60
IC5GT	.80	5V4G	.85	6R7	.96	7B6	.72	12SF7	.72	42	.60
IC6	1.15	5W4	.96	6R7GT	.65	7B7	.72	12SG7	.72	45	.60
IC7	1.15	5X4G	.65	6S7	.96	7B8	.72	12SH7	.80	45Z3	.65
ID5GP	1.40	5Y3GT	.45	6S8GT	.85	7C5	.72	12S17	.60	45Z5GT	.65
ID7G	1.15	5Y4G	.54	6SA7GT	.60	7C6	.72	12SK7GT	.60	46	.85
ID8GP	1.40	5Z3	.65	6SB7-Y	.85	7C7	.72	12SL7GT	.85	47	.85
IE5GT	1.40	5Z4	.96	6SC7	.72	7E6	.72	12SN7GT	.80	48	1.40
IE7GT	1.40	6A3	.96	6SD7GT	1.15	7E7	.80	12SQ7GT	.60	50	1.40
IF4	.96	6A4/LA	1.15	6SF5	.72	7F7	.80	12SR7	.80	50A5	.80
IF5G	.96	6A6	.96	6SF7	.72	7F8	.96	12S3	.96	50B5	.72
IG4	.96	6A7	.72	6SG7	.72	7G7	.72	12S(6Z5)	1.15	50L8GT	.66
IG6GT	.96	6A8GT	.72	6SH7	.80	7H7	.72	12A4	.96	50X6	.80
IH4G	.80	6A87	1.15	6S17	.80	7J7	.96	14A7	.80	50Y6G	.65
IH5GT	.60	6AC7	.96	6SK7-GT	.60	7L7	.80	14B6	.80	53	.96
IH6GT	1.15	6AD7G	1.15	6SL7GT	.85	7N7	.80	14C7	.80	56	.65
IJ6G	.96	6AF6G	.96	6SN7GT	.80	7O7	.65	14F7	.80	57	.72
IL4	.72	6AG5	1.25	6SQ7	.60	7V7	.96	14H7	.80	70L7GT	1.40
ILA4	.96	6AG7	1.15	6SR7	.65	7W	.96	14J7	.96	71A	.72
ILA6	.96	6AK5	1.25	6SS7	.65	7X7	.96	14K7	.96	75	.60
ILB4	.96	6AL7	.96	6ST7	.96	(XXFM)	.96	14Q7	.80	76	.60
ILC5	.96	6AQ7	.80	6SV7	.72	7Y4	.72	14R7	.80	77	.60
ILD5	.96	6AT6	.54	6T7G	1.15	7Z4	1.40	14W7	.96	78	.60
ILE3	.96	6B4G	.96	6U5	.72	12A	.65	22	1.15	80	.96
ILH4	.96	6B7	1.15	6U6	.65	12A5	1.15	24A	.80	82	.96
ILN5	.96	6B8G	1.15	6U7	.65	12A6	.96	25L6GT	.60	83	.96
INS5GT	.72	6C4	.60	6V6	1.15	12A7	1.15	25Z5	.54	83V	1.15
IP5GT	.80	6C5	.60	6V6GT	.72	12A8	.72	25Z6GT	.60	84/624	.65
IQ5GT	.96	6C8	.72	6V7G	.96	12AH7GT	1.15	26	.65	85	.80
IR4	.96	6C8G	1.15	6W7G	.96	12AT6	.60	27	.54	89	.80
IR5	.72	6D6	.60	6XS7	.54	12BA6	.65	28D7	1.15	117L7GT	1.40
IS4	.85	6F5GT	.80	6Y6G	.85	12BE6	.65	30	.72	117N7GT	1.40
IS5	.65	6F6	.72					31	.96	117Z3	.65
IT4	.72	6F6G	.60					32	1.15	117Z6GT	.85
IT5GT	.96	6F7	1.15					32L7GT	1.15	VR-90	.96
IV	.80	6F8G	1.15					33	1.15	VR-105	.96
2A3	1.15	6G6G	.96					34	1.15	VR-150	.96
2A4G	1.15	6H6GT	.60					35	.72	9001	.80
2A5	.80	6J5GT	.54					35A5	.72	9006	.80
2A6	.96	6J6	1.25					35B5	.72	FM-1000	1.15
2B7	.96	6J7	.72					35L6GT	.66	HY-117	1.15

TERMS: 25% with Order
—Balance C.O.D.—F.O.B.
Chicago. Prices Subject
to Change Without Notice.
Minimum Order \$2.00.

FRANKLIN-ELLIS CO. 1313 West Randolph Street Dept. RN-4 Chicago 7, Illinois

TRANSMISSION LINE ACCESSORIES

MOSLEY TRANSMISSION LINE PLUG



For terminating 300 ohm line so that antenna lead-in can be connected or disconnected easily. NO SOLDER needed for connections.

ASK FOR CAT. 300-P

MOSLEY TRANSMISSION LINE SOCKET


For 300 ohm line. Will receive CAT. 300-P Plug. NO SOLDER needed to connect. Just the thing for extending a lead-in.



ASK FOR CAT. 300-F

MOSLEY BASE-SOCKET

For use with TV and FM receivers so that the receiver can be disconnected and moved for dusting. NO SOLDER needed. Lead-in can be shorter. SOCKET can be fastened to window frame or base-board.



ASK FOR CAT. 300-SB

FOR SALE AT YOUR JOBBER

MOSLEY ELECTRONIC SPECIALTIES

(WOFQY)

2125 LACKLAND RD. OVERLAND(14) MO.

15 V STEP-DOWN TRANSFORMER \$2⁹⁵

—Handles 12 amps. 115V pri. 3 1/2 x 3 1/2 x 3 3/4". Shpg. wt. 7 lbs.

RCA VICTOR POWER TRANSFORMERS \$5⁹⁵

for models R-32, 45, 52 or 75. Unshielded. Shpg. wt. 7 lbs.

HAND SIGNAL LAMP—5/8" POLISHED REFLECTOR \$1⁹⁸

Steel cased, hinged cover, aiming sight. 34" cord and plug. PLUS hvy. cowhide spare parts case (8 1/2 x 6 1/2 x 2 3/4"); 4 1/2 ft. shoulder strap. Contains 3 spare 6V bulbs (1 red). Shpg. wt. 5 lbs. ALL THIS FOR ONLY \$1⁹⁸

"JUMBO RADIO PARTS ASSORTMENT"—A REAL BUY FOR EVERY RADIOMAN!—17 FULL POUNDS of new & dismantled: WIRE, TRANSFORMERS, RESISTORS, CONTROL SPEAKER ACCESSORIES, HARDWARE, COLLS, ETC., ETC. ALL THESE & MUCH MORE. (Wt. 21 lbs.) for only \$2⁹⁵

RM-4 RECORDING MOTOR (G. I.) \$4⁹⁵

Hvy. duty 110V, 60 cycles. Silent operating for WIRE, TAPE or DISC RECORDING, fans, displays, etc. 1/2" O. D. shaft; 3 3/8" sq. x 2 3/4". Less turntable, mtg. plate & reduction drive wheel. Wt. 6 lbs. AN OUTSTANDING BUY



DE LUXE SPEAKER CABINETS—for wall or table mtg. 8" x 10" speakers. Beautiful polished walnut veneer; sturdy reinforced construction. Sloping front from 34" depth. Overall: 12" x 14". Shpg. wt. 4 lbs. SPECIAL!! \$1⁴⁹

SPEAKER REPAIR KIT—The "BIG KIT"—Worth many times its cost in savings & convenience!! Contains: 25 asstd. mtg. rings, 10 spiders, 25 voice coil forms, 3 yds. felt strip, 20 chamois leather segments, kit of 16 shims and tube speaker cement. Instr. incl. Wt. 3 lbs. NOW ONLY \$2⁴⁹

SPEAKER CONE KIT—A LEOTONE SPECIALTY SINCE 1927! Handy asst. of 4" to 12" top quality moulded and free-edge (magnetic incl.). Less voice coils. Kit of 12 asstd. cones. \$1⁹⁸ ONLY

Min. Order \$2.00—20% Deposit req. on all COD's Please add sufficient postage—Excess refunded

LEOTONE 65 Dey St. New York 7, N. Y.

tions of the *House of Television* line of television products. Included also are selling hints together with numerous servicing and installation suggestions. Among the items listed are the Signal Kleer accessories such as antennas, indoor antennas, mounting hardware, wave traps, attenuator and matching pads, and matching transformers.

Dealers and distributors desiring a copy of the catalogue are asked to write the *House of Television*, Starrett-Lehigh Building, New York 1, N. Y.

REPLACEMENT TRANSFORMER CATALOGUE

The *Crest Transformer Corporation*, which produces transformers and component parts for the radio and television industry, has completed a new catalogue on its line which is designed to meet the requirements of manufacturers, jobbers and amateurs.

Forty major types of replacement transformers, comprising 186 specific units, are listed and described, and in an effort to present the products clearly and concisely, the items are in alphabetical and numerical order where possible.

Requests for this *Cresttran* catalogue should be addressed on business stationery to *Crest Transformer Corporation*, Department T, 1834 West North Avenue, Chicago 22, Illinois.

TYPE "K" SUPPLEMENT

A 12-page supplement to its Type "K" Bulletin has been issued by the Catalogue Department of *Cannon Electric*, 3209 Humboldt Street, Los Angeles 31, California.

The booklet contains new information on the "K" and "RK" types of Aircraft Firewall connectors, as well as 16 new insert arrangements in various shell sizes for radio, sound, electronic, and electrical equipment.

Included in the new insert arrangements are various layouts having one to eight coaxial contacts, including the LK-R24C insert used on television cameras.

Twenty-five pressurized receptacles are listed as available in the "K" series. These are generally limited to inserts having 10-amp., 15-amp., or 30-amp. pin contacts only.

Address the Catalogue Department, *Cannon Electric*, 3209 Humboldt Street, Los Angeles 31, California.

1949 TV CATALOGUE

On February 15, *The Workshop Associates* released a new eight-page television catalogue listing its new line of antennas and accessories. The compilers of this booklet have written in a clear and concise style, illustrating it with diagrams, charts, and sketches of typical installations.

This 1949 television catalogue will probably be helpful to servicemen and dealers, as *The Workshop Associates* engineering staff, in their announcement, stated that besides the listings usually found, they have attempted also to make it a comprehensive review of the problems of TV reception,

giving the solutions to these problems in methods utilizing advanced equipment and techniques developed by leading engineers.

Those wishing to obtain a copy may write to *The Workshop Associates*, Newton Highlands, Massachusetts.

PERMANENT MAGNET CATALOGUE

Cast and sintered Alnico magnets are described in the *General Electric Company's* 28-page illustrated catalogue which lists its permanent magnet line, as well as special magnetic alloys.

Photographs and pull curves have been incorporated in this booklet to illustrate the *General Electric* stocked magnets, and drawings of all *G.E.* stocked patterns are also included. Procedures are outlined for requesting quotations and obtaining magnet design assistance from the engineering department.

Copies of this new catalogue may be obtained by addressing the *General Electric Company*, Chemical Department, Pittsfield, Massachusetts.

ADJUSTABLE TRANSFORMERS

General Radio Company's transformer catalogue contains complete descriptions and general specifications of its line of adjustable auto-transformers. These transformers are used in voltage control for a.c. power.

The catalogue lists the various types available, and a chart is also supplied showing how to select the proper unit for each voltage and power. In the production line, in research and development, and in other laboratories and branches of the electrical industry, these auto-transformers can be applied where an a.c. control is desired.

Address *General Radio Company*, Cambridge 39, Massachusetts, for copies of this catalogue, specifying the New Variac Continuously Adjustable Transformer booklet. -30-

SOUTHWEST HAMFEST

THE hamfest in Lubbock, Texas, April 23 and 24, sponsored by the South Plains Amateur Radio Club is timed to coincide with the annual Electrical Engineering Show held at Texas Technological College, owing to the extensive phases of electronics and radio on the agenda of the college show.

It is believed this will be an outstanding event in the southwest for amateurs of West Texas, New Mexico, and Oklahoma. According to club president U. V. Blake, W5EWB, a great many reservations have been received.

The Tech Radio Club at Texas Technological College is assisting in the promotion of this hamfest, and the Lubbock XYL Club will help in the entertainment of the XYL's so the OM's can plan to bring her along. Registration on opening day begins at one o'clock, and hams are urged to plan to show up on time for a full program.

Reservations or information requests should be addressed to Rogers Orr, W5NIC, club secretary, who is assisting General Convention Chairman T. Bruce Craig, W5JQD. Mr. Orr's address is 2501 23rd St., Lubbock, Texas. -30-

April, 1949

ANTENNAS FOR ALL USES:

TELESCOPING ANTENNA WITH

Base Insulator: Four section, steel, extends 6" to 23 1/2". Diameter taper from 1 1/8" to 1/2". Each section fitted with adjustable locking clamp. Can be adjusted to length required for freq. Brown glazed base insulator and stand off. (Illustrated at left.) Price... **\$12.95**

WHIP ANTENNA FOR MOBILE AND STATIONARY USE

MP-48 Mast Base: Mounting with heavy vertical Coil Spring, insulated at top to receive Mast Section MS-53. Mast Base only... **\$2.95**

MAST SECTIONS

For above MP-48, tubular steel, copper coated, painted—in 3 foot sections. Bottom section MS-53 can be used to make any length. MS-52-51-50-49 for taper. Screw-in type. Any Section. Price... **50c Ea.**

TAPERED STEEL MAST—40 foot with hinged mounting plate. Eight sections tapered 2 1/4" to 3/4". Isolating insulator in bottom section. Price... **\$18.95**

WHIP STEEL—24 ft. two piece. Bottom section 4 ft. long. Taper 3/4" to 1/2". Bottom Sec. threaded 1/2". Price... **\$2.50**

TELESCOPING STEEL ANTENNA—3 Sections. 34" long. Telescoped 40". Size: 3/4" to 1/2". Price... **\$1.75**

GUY WIRE—Alraft type. Rust resistant. 3/32" Dia. 1,500 lb. test. Price per Foot. **2c**

A-27 PHANTOM ANTENNA—Used for loading BC-375, BC-191, and other transmitters. Price... **\$1.49**

A-62 PHANTOM ANTENNA—Used for loading BC-604 Trans. around 10 meters. Price... **\$1.49**

NEW ANTENNA ROTATOR

Ideal reversible motor for rotating all types of antennas at the top. Weighs only 4 1/2 lbs. Size: 7 1/2" L, less shaft. Gear box and Mtg.: 4 3/8" x 3 3/8". Motor size: 5" L x 2 1/4" D. Shaft size: 3/8" x 1 1/2" threaded. Operates from 24 V. DC. 2 amps 4.5 RPM or 36 V.A.C. Torque: 70 lbs. per inch. Price... **\$8.95**

TRANSFORMER (FOR ABOVE) 110 V. 60 cycle Primary; 36 V.A.C. Sec. Price... **\$2.95**

ANTENNA POSITION

INDICATOR—Ideal for indicating direction of antenna from a remote position. Units are the same as illustrated and have 0-360 dial scales. Complete with two autosyns and 12 Volt 60 cycle trans. and wiring instructions. Price... **\$6.95**

SELSYN MOTORS:

115 Volt AC 60 cycle. Size V #C-78248 3 1/2" x 5 1/2". (Can be used to turn small antennas or for position indicator systems. Price per Pair... **\$5.95**

SELSYN TYPE 2J1G1

Can be used as position indicator for antennas; 110 Volt 60 cycle, with instructions. Normally operates from 57.5 Volts 400 cycle. Price per Pair—Only... **\$3.00**

HIGH TORQUE MOTOR for Antenna Rotation—% RPM; operates on 110 Volt 60 cycle with 10 MFD condenser; normally 110 Volt 400 cycle, reversible clutch. Instructions included. Size: 4 3/4" x 4". Price: **\$2.95. 10 MFD Cond. only **\$1.00**. Reversing Switch @ **35c****

MOTORS

6 or 12 Volt AC-DC Heavy Duty reversible motor with 3/8" x 3/8" shaft. Price: NEW... **\$2.95**
6 Volt AC-DC Motor—ideal for auto fans, models, etc. Shaft 3/8" x 3/8". Used—Tested... **\$1.50**
Model Motor—12 Volt AC-DC 3/8" double end shaft motor. Size: 2 1/2" L x 2 1/2" W x 1 1/2" H. Price... **\$1.50**
110 Volt 60 cycle. Ball Bearing, approx. 3,500 RPM 1/25 HP. Shaft: 3/8" x 3/8". Motor size: 6 3/8" L x 4" H. Converted type. Price... **\$2.95**
Hand Tool Motor—12 Volt AC-DC 5,000 RPM. 3 3/4" L x 1 3/4" Dia. with splined shaft 1/4" D x 1/2" L. Price... **\$2.95**

COAXIAL CABLE U.H.F.

125 Ohm. Polystyrene beaded, cotton covered. Amp. 76-30. Price: 50 Ft. Roll **\$1.25**. Two Rolls... **\$2.00**
70 Ohm. Cable 8 ft. length w/conn. AN3106-14-38T; each end. Price: **\$5.55 ea.** Or Two for... **\$1.00**

ADDRESS DEPT. RN • ALL PRICES ARE F.O.B., LIMA, OHIO • 25% DEPOSIT ON C.O.D. ORDERS

NEW TRANSFORMERS And CHOKES BY POWER CONVERSION CO.

TRANSFORMERS:

INPUT: 115/230 V.A.C. 50 or 60 cycles. OUTPUT: 2500-0-2500 V.A.C. (2000 V.D.C. after choke input filter at 500 MA.) NH-102... **\$39.75**

ALL FOLLOWING TRANSFORMERS 115 V.A.C. 60 CYCLE INPUT:

OUTPUT: 750-0-750 V.A.C. (600 V.D.C. after choke input filter at 250 MA.) Includes 6.3 V.A.C. winding at 5 amps and 5.0 V.A.C. winding at 4 amps. NH-106... **\$7.95**
OUTPUT: 625-0-625 V.A.C. (500 V.D.C. after choke input filter at 250 MA.) Includes 6.3 V.A.C. winding at 5 amps and 5.0 V.A.C. winding at 4 amps. NH-107... **\$7.35**
OUTPUT: 600-0-600 V.A.C. at 250 MA. 12 V.A.C. at 3 amps; 12 V.A.C. at 3 amps and 5 V.A.C. at 3 amps. Designed for Army surplus transmitters. NH-108... **\$6.90**
OUTPUT: 250-0-250 V.A.C. at 60 MA. 24 V.A.C. at 6 amps; 6.3 V.A.C. at 6 amps. Designed for Army surplus Receivers. NH-109... **\$3.00**
OUTPUT: 6.3 V.A.C. at 6 amps. NH-110... **\$2.25**
OUTPUT: 24 V.A.C. at 2 amps. NH-111... **\$2.25**
OUTPUT: 2.5 V.A.C. at 10 amps. center tapped and shielded. Open frame mounting insulated for continuous operation at 5,000 volts. NH-113... **\$4.20**

CHOKES:

NH-115—8 Henries at 500 MA. filter choke, 5,000 volt insulation... **\$8.67**
NH-116—5-20 Henry 500 MA. swinging choke, 5,000 volt insulation... **\$8.37**
NH-117—8 Henries at 700 MA. filter choke, 7,500 volt insulation... **\$12.90**
NH-118—5-20 Henries at 700 MA. swinging choke, 7,500 volt insulation... **\$12.45**
ALL ABOVE ITEMS BRAND NEW—NOT SURPLUS!

TRANSFORMERS—110 Volt 60 Cycle Primaries:

Sec. 14-14 or 28 Volt 7 1/2 or 15 amp... **\$4.95**
Sec. 12 Volt 1 amp... **1.50**
Sec. 24 Volt 1 amp... **1.95**
Sec. 24 Volt .5 amp... **1.50**
Sec. 36 V.A.C. 2.5 amp... **2.95**

FL-8A FILTER—1200 CPS

Connects between receiver output and phones or speaker. Reduces interference and noise ratio. Price... **\$1.95**

COMMAND RECEIVERS:

BC-455. 6 to 9.1 Mc. USED... **\$6.95**
MOBILE DYNAMOTOR—6 V. for Command Rec. #USA/0131... **\$1.95**
TRANSFORMER NH-109 for Comm. Rec... **\$3.00**

AC POWER SUPPLY AND SPEAKER

Completely wired power supply and speaker with volume control C.W. and on & off switch, housed in metal cabinet. For command receivers with connections to plug into receiver and 110 Volt 60 cycle line. Voltage output: 250 V. 50 MA., 50 V.A.C. 6.3 V. and 24 V. Price: Completely wired **\$14.95**. Price: Kit of Parts only... **\$9.95**

COMMAND TRANSMITTERS:

BC-457 4 to 5.3 Mc... NEW **\$9.95**
BC-458 5.3 to 7 Mc... NEW **8.95**; USED **\$5.95**
BC-456 MOD. for Comm. Trans. USED... **2.50**
TRANSFORMER NH-108 for Comm. Trans... **6.90**

DYNAMOTORS

INPUT	OUTPUT	STOCK NO.	PRICE
9 V DC	405 V. 95MA	DM 635 X	\$3.95
12 V DC	220 V 100 MA	D 402	3.95
12 V DC	440 V. 200MA	D 401	7.95
12/24 V. DC	440 V. 200 MA and 220 V 100 MA	D-104	9.95
12/24 V DC	F/No. 19 MARK II	P/S #3	9.50
13/26 V. DC	F/BC-645	PE 101	2.95
12/24 V DC	500 V. 50 MA	USA/0151	1.95
28 V. DC	F/Comm. Receivers	DM 32	1.95
14 V. DC	230 V. 100 MA	DM 20	3.95
9 V. DC	450V.60MA/with Blower	D450	3.95
28 V. DC	460 Cycle Inverter	MG-149 F	12.95 (Reconditioned)

MISCELLANEOUS:

BC-647 1FF Receiver—Transmitter. High freq. complete with 8 tubes, dynamotor, gear box, etc... **\$6.95**
BC-1206 C Rec. 200-400 KC. DET. 6 tube set... **6.95**
BC-1206 Rec. 200-400 KC. S&C 5 tube set... **6.95**
TU-17 or 25 for BC-223—Price: New... **4.50**
TU-5, 8, or 10 1/BC-375 w/case—New... **3.95**
Cable for BC-223 w/PL-150 each end... **1.75**
Cable for BC-375 w/PL-61 each end... **1.75**
Cable for TCS EQ/65F7, 65F10, or 65F13... **2.95**
Vibrator Pack 6 VDC input, 220 V 50 MA output... **4.95**
Plug for I-82 Indicator PL-118... **1.00**
Plugs for LI-21 Loop, PL-112 or PL-108... **1.00**

FAIR RADIO SALES

132 SOUTH MAIN, ST. LIMA, OHIO

BIGGEST RADIO & TELEVISION VALUES!

Famous RCA 630-TS 10" TELEVISION KIT

New Low Prices!

\$149⁵⁰

Including 28
RCA Tubes,

New Turret Front-End
Tuner, Top-Quality Parts, Less 10BP4

Same Kit, with 29 RCA Tubes,
Including 10BP4 Kinescope..... **\$179⁵⁰**

This is an exact duplicate of the famous RCA 630-TS chassis that is preferred by radio engineers and technicians everywhere! Available Now, in kit form at Newark . . . at a New Rock-Bottom Price! Incorporates all the famous RCA features found in the 630-TS receiver . . . product of the outstanding engineering skill in the country. Includes new factory-wired and aligned 12-channel Turret Front-End Tuner with matched tubes. All components are the very finest (mostly RCA). This kit is designed to operate with 12", 15", or the new 16" picture tubes with slight modification. The perfect TV receiver for those who can assemble from a complete RCA schematic and 42 page Service Manual which are included. Performance is really terrific!

No. A19762, Complete Kit as described, Less 10BP4 Picture Tube. Shpg. Wt. 55 lbs.....Cash Price \$149.50
Only \$29.90 Down — 12 Months at \$10.57

No. A19763, Same Kit, Including 10BP4 Picture Tube. Shpg. Wt. 70 lbs.....Cash Price \$179.50
Only \$35.90 Down — 12 Months at \$12.69

No. A19761, Same Kit with 12JP4 (12" Dumont) Picture Tube. Shpg. Wt. 78 lbs.....Cash Price \$207.04
Only \$14.41 Down — 12 Months at \$14.63

MAHOGANY CABINET (Table Model). Hand-rubbed, with 10" brackets and safety glass. Shpg. Wt. 20 lbs.
No. A19753.....\$42.50

FARNSWORTH BC RECEIVER

AM — FM — SW
14 TUBES

\$59⁵⁰

Complete with Tubes
and 12" PM Speaker

Built for De Luxe
\$350 Custom Installations

A Smashing Buy! Regular \$150.00 Value! For quality and performance, this de luxe Farnsworth GK-140 Chassis is equal to the finest available! Has fully adjustable bass and treble controls for superb reproduction as you like it. Employs 14 tubes (including dual-purpose types). Covers all AM and FM bands plus Short Wave. Tuning is smooth, efficient, both manually and with 8 push-buttons. Excellent sensitivity. Has phono jack and motor connections, provision for loop or outside antenna. Speaker is 12" heavy duty PM with Alnico V magnet. Superior construction throughout. Size: 11 H x 12 W x 14 1/4" D overall. Complete with 14 tubes, loop, 12" speaker, knobs and escutcheon.
No. S-1053, Shpg. Wt. 20 lbs.....Special \$59.50

RIM DRIVE AC PHONO MOTOR — 78 rpm, 9" turntable..... No. S-563, Special \$2.49
33 1/2 RPM PHONO MOTOR, Similar to above.
No. S-1052,.....Special \$2.69

NEW PICKUP for L-P RECORDS — Plastic arm with xtal cartridge for 33 1/2 rpm records. Less needle.
No. S-989,.....Special \$1.99

STANDARD PICKUP, Same as above but for standard 78 rpm records. Less needle. No. S-990, Special \$1.89

NEWARK
FOR
RADIO & TELEVISION
NEWARK ELECTRIC CO., INC.

3 GREAT STORES! Uptown: 115 West 45th Street
Downtown at 212 Fulton Street in NEW YORK
323 West Madison Street in heart of CHICAGO

MAIL ORDER DIVISIONS: 242 W. 55th St., N.Y. 19
and 323 West Madison Street, Chicago 6, Illinois

Hi-Fidelity Amplifier

(Continued from page 37)

driver plate directly to the transformer.

The completely hum-free operation of this unit is due to the fact that a highly filtered d.c. heater supply was used for all tubes, except the 6L6's. It was found that the filter choke (UTC S-29) and all the high capacity condensers placed after each tube filament were absolutely necessary if complete freedom from hum was desired.

The d.c. voltage for the heaters was supplied by placing the 6.3 v., 4 amp. winding of a filament transformer, (Stancor P-4019) across the 6.3 winding of the power transformer (Stancor P-6165) and rectifying the voltage induced in the 117 v. primary, by using a 200 ma. selenium rectifier in a half-wave circuit in such a way that negative voltage is supplied, thereby providing a convenient bias supply for the 6L6 tubes, as well as lighting the other tubes. The 24 volts of negative bias was tapped off the heater line, between the 12SQ7 and the 12SJ7.

The "B" supply for the stages ahead of the 6L6's is very well filtered, using two 10 henry, 50 mil. chokes, and two 16 μ d. condensers. These chokes are made by several manufacturers and may be purchased at any radio equipment store. On the oscilloscope, with the gain running wide open, no ripple voltage could be detected. It is not necessary to use well filtered "B" voltage in the last stage, as all hum introduced there is cancelled out by virtue of push-pull. The only filtering for this stage is the swinging choke (UTC S-30) and a 16 μ d. condenser. The power supply was mounted on

a separate chassis, to keep any a.c. away from the high gain channels, and to avoid mechanical hum, caused when chokes and transformers vibrate the chassis and high gain tubes amplify this vibration. The only a.c. in the amplifier chassis is the 6L6 heater supply line. This is well twisted, and kept as far as possible from the other tubes, to eliminate any possible hum radiation into the other stages. The power supply may also be used to provide heater and plate voltages to operate additional equipment such as AM and FM tuners. This type of arrangement makes for an efficient and very compact over-all unit.


The over-all frequency response of 40 to 14,000 cycles can be made to have rising characteristics at the upper and lower ranges, by use of the boost controls.

Several very excellent recordings have been cut with this unit, which can match any cutter from 4 to 500 ohms impedance. As a public address amplifier, the unit far exceeded my fondest hopes. The quality of speech is superb. When treble and bass are fully boosted, every tone of the voice is brought out to its true richness of quality and clarity.

For highest quality, one must stand ready to expend much time and effort, as well as to suffer the high cost of quality components and accessories. There is little need to impress upon the reader that the results obtained from any amplifier can be no better than the supplementary equipment used with it. Good speakers—well baffled, high quality microphones, record players, and recording equipment, all these things go a long way toward enhancing the over-all performance of any high-fidelity sound equipment, and these facts should never be overlooked.

—30—

Fig. 5. Rear view of home-built amplifier. Six sockets are shown on rear flange. Only two of them (for power supply and speaker) are actually required—the others were incorporated to supply additional speakers and a recorder unit if they should be needed.



A MUST Book for Amateur and Radio Serviceman

RADIO TEST INSTRUMENTS

By **RUFUS P. TURNER**
Consulting Engineer, Radio News

Tells How to Construct,
Calibrate, and Use
Electronic and Radio
Test Equipment

This well-illustrated and practical manual shows how to build, how to properly calibrate, how to use dozens of different types of radio and electronic testing devices.

Graphically Illustrated

Included are 182 informative illustrations—diagrams, charts, tables, and photographs—carefully chosen by the author to illustrate his sixteen chapters. **RADIO TEST INSTRUMENTS** is a unique presentation of the author's own practices and applications. He has constructed and calibrated, tested and built, each piece of equipment described. And he shows how you can build and use these test instruments.

Covers Fully All These Test Instruments

Multipliers, Resistors, Multi-Range Voltmeters and Ammeters, Ohmmeters, Ultra High-Resistance Megohmmeters, Vacuum Tube Voltmeters, Impedance Meters, Capacitor Checkers, Resonant Inductometers, Precision Resistance Bridge, Oscilloscopes, R.F. Test Oscillators, and others.

**\$4.50; Use Convenient Coupon
with Full Return Privilege**

ZIFF-DAVIS • CHICAGO

ZIFF-DAVIS PUBLISHING COMPANY

185 North Wabash Avenue, Chicago 1, Illinois.
I am enclosing \$4.50 (check or money order) for which please send one copy of **RADIO TEST INSTRUMENTS**. I understand that I may return book within five days for full refund if I am not entirely satisfied.

Name

Address

City..... Zone.....

State

RN 449

April, 1949

Spot Radio News

(Continued from page 16)

Republican and Democrat, respectively.

Commenting on his new bill, Senator Johnson said that the power decision should be made by Congress and cited a subcommittee report, which supported these views. According to the Senator and the report, there is the legal question as to whether this fundamental policy matter which affects all of the people should be decided by an "... administrative, regulatory agency created by Congress for that function or whether such a paramount question of important national policy should be determined by Congress itself." The Senator felt that basic, fundamental policy questions must be determined by the lawmaking body, the Congress.

The presentation of the new bill and action of the subcommittee placed the FCC in the same puzzling position they were in last fall, when probe of the power question was halted by Congressional intervention. And FCC is again faced with the problem of preparing an allocation program for the North American Regional Broadcasting Agreement, postponed from last summer and scheduled for September, with the power question still unanswered. Since the official position of this country at the September meeting is scheduled to be set by members of the State Department, the FCC and industry, and not the Senate group, there is the baffling question as to the position which will prevail at the conference, and which camp, the FCC-State Department or Congressional committee, will dictate policy.


There'll be many a roaring debate on the subject during the next few months.

FM TV may be a new factor in telecasting according to John R. Willoughby, FCC acting Chief Engineer and Hart Cowperthwait, acting chief of the FCC TV Broadcasting Section. Appearing during an informal Washington luncheon of broadcast engineers, who are members of the engineering committee of the National Association of Broadcasters, the FCC experts described their tests at the FCC lab just beyond Laurel, Maryland, which indicated that FM showed great promise of minimizing interference on TV, and was particularly suitable for the higher bands.

To support their statements, demonstrations were conducted several weeks later at the labs, with Edward W. Chaplin, chief of the FCC Laboratories Division, conducting the tests before members of the Commission, NAB and industry. Three receivers were used during the tests: one a 12" TV model converted for FM, with a limiter and discriminator for video only; another a standard TV model; and a third serving as a driver for the

FOUND!

the "MISSING LINK" to GOOD TV ANTENNA INSTALLATIONS



MAST CLAMP LEAD-IN SUPPORTS

Made with **POLYETHYLENE**
(the ultra-low loss insulation material)

Now you can make any old or new TV installation last longer, look neater, perform better with the unique JFD Mast-Clamp Lead-In Supports. These new Screw Eye Insulators are JFD-engineered to anchor lead-ins firmly in place and assure better TV/FM reception.



TL100-350
1" Clamp with 3/2" Screw
Eye for Twin Lead.
Standard Ctn. 100 **15c**
List



RG100-350
1" Clamp with 3/2" Screw
Eye for Coaxial
Cable.
Standard Ctn. 100 **15c**
List



DTL100-350
1" Clamp with 3/2" Screw
Eye for two Twin Leads.
Standard Ctn. 50 **35c** List



DBR18TL3
3/2" Screw Eye with wood-
screw thread, for two Twin
Leads.
Standard Ctn. 50 **28c** List

Mast Clamps are made in all sizes for all applications, individually designed to fit masts from 1/2" to 2" O.D. Screw Eyes range from 3/2" to 12" in length.

Visit JFD Booth 117
at Chicago Radio Trade Show

JFD MANUFACTURING CO. (Inc.)

6111 16th Ave. Brooklyn 4, N. Y.

WRITE TODAY
for Valuable 4-page Bulletin #DBR

© Copyright 1949 by JFD Mfg. Co. Inc.

FIRST In Television Antennas and Accessories

All rights reserved. No part of above work may be reproduced in any form except by written permission of the manufacturer.

**INTERESTED IN TELEVISION?
INTERESTED IN SURPLUS BUYS?
WRITE FOR OUR LATEST CATALOG!**

Radiosonde Transmitters AN/AMQ-1D

An excellent value for the amateur experimenter. This is the unit which is sent into the sky by balloon and automatically transmits back information as to the changing temperature, humidity, barometric pressure, etc.

Consists of the following:

- 1—Miniature Battery Transmitter complete with a 3A5 tube.
 - 1—Miniature sensitive relay-SPDT. 100 ohm coil operates from 3 Volt battery.
 - 1—Temperature sensitive resistance element
 - 1—Humidity sensitive strip
 - 1—Barometer coupled to a selector switch
 - 1—Pressure, temperature, humidity chart
- The entire unit is encased in the original packing and is brand new.
While they last—only.....\$4.95

**4000-6000 VOLT LOW
CURRENT DC SUPPLY**

Brand new completely wired and tested. Ready to operate from 115 volt power line. D.C. output is filtered. . . . Price complete \$12.50

**PRECISION RESISTORS
Types WW3, WW4, and WW5**

Following sizes are:

in 1% and 2% tolerance		Price \$3.35
1 meg	46,000	2,230
.8 meg	43,000	2,200
.75 meg	40,000	2,000
.7 meg	33,000	1,500
.6 meg	26,500	1,400
.4 meg	22,300	1,200
.29 meg	20,520	1,000
.268 meg	20,000	750
.22 meg	17,300	280
125,000	17,000	235
120,000	15,000	130
109,000	12,000	125
95,000	11,000	110
92,000	10,000	22
84,000	8,000	20
82,000	7,500	14
80,000	5,000	12
54,500	4,500	10
54,000	4,300	6
	4,000	
	2,500	

Following sizes are

5% or better tolerance.		Price \$1.15
22,000	70	50
40	35	30

The following sizes
1% or better. Price \$1.10

4.285	23.29	4.3
220.4	13.52	3.94
147.5	13.333	3.5
105.8	10.2	1.563
53.96	5.1	.29
53.32	4.4	.25
33.22	4.35	

Remote Control Receiver AN/CRW-2

Brand new—complete with following tubes: 3-6SL7, 1-6SN7, 1-6SG7, 1-6J5. For 28-Volt Operation. . . . PRICE \$5.95

Television Transformer. Pri. 115 Volts 60 Cycles. Sec. 2500 Volts @ 2 ma. 6.3 Volts @ .6A. 2.5 Volts @ 1.75A. . . . PRICE \$3.85

Magnet Wire on small spools ¼-½ lb. in sizes No. 22 through No. 44. . . Price per spool \$.25

**Model NFRD—Radio Noise
Filter**

If it doesn't work, send it back!!

We absolutely guarantee that our Model NFRD will eliminate all line noises when properly connected to radios, television sets, short wave sets, motors, electric shavers, refrigerators, vibrators, oil burners, transmitters, and all other sources of interference. This unit will carry up to 12 amperes or 1½ KW of power and may be used right at the source of interference or at the radio.

Small size only 3" x 1½" x 7½". Very low price only. . . . each \$1.95

Write for Latest Catalog R-4 Listing Thousands of Relays, Resistors, Condensers, Switches, Etc.

EDLIE ELECTRONICS, INC.

Telephone Digby 9-3143

154 Greenwich Street New York 6, N. Y.

two sets, picking up signals from Baltimore and Washington. The tests revealed that the FM method was slightly better in a 10:1 and 20:1 co-channel interference pickup, but in ghost tests did not show up too well.

According to engineers of RCA at the demonstration, FM TV tests had been conducted from the Empire State Building in New York City ten years ago and the results were unsatisfactory. It was because of these trials that FM was discarded when the National Television System Committee and RTPB set up the TV standards which are now the bases of operations.

While the Laurel and the Empire State Building tests did not provide completely satisfactory results, it did appear as if the newer approach had possibilities and that perhaps with concentrated developmental effort, FM might provide an avenue of use for TV.

THE THREE-YEAR-OLD GCA (ground controlled approach) and ILS (instrument landing system) argument came to an end a few weeks ago at the CAA offices, when D. W. Rentzel, administrator of civil aeronautics, announced that both systems had been approved.

The GCA system, which provides plane control by radar observations from the ground with oral radiotelephone instructions to the pilot, has been a standard with the Navy and Air Force as a bad-weather landing aid. For years, the CAA permitted the use of the ILS method only, in which the plane is guided by a two-frequency unit, signalling the plane down on a 3-degree equi-signal path.

The combined systems are expected to be placed in operation soon at Chicago, and other major airports. The systems are already in operation at New York and Washington and in use by many airlines, including *Trans Canada, Peruvian International, Scandinavian Airlines* and *TransWorld Air-*

line. Rentzel revealed that last summer TWA received approval to use GCA at its Wilmington, Delaware, overhaul and training base. Two years ago, *Pan American* set up a GCA system at their Gander, Newfoundland airport.

THE UNIQUE METHOD used to assign call sign blocks to stations was disclosed a short while ago by FCC. In a report, based on the agreements made at International Telecommunication and Radio Conferences at Atlantic City in 1947, a new system of call blocks was described; this country was allotted four initial or key letters, N, K and W, exclusively, and partial use of A. Calls beginning with N are now reserved for the Navy and Coast Guard; while A, K and W are shared by Government and private stations.

The K and W characters are used for broadcasting, coastal stations, aeronautical, fixed, mobile telegraph and telephone, radar, etc. Broadcast stations are assigned letters only, while non-broadcast systems use numerals. The composition of the call sign, according to the report, ranges from three letters alone, as for coastal stations, to three letters and three digits for land (other than aeronautical and coastal stations), five letters for aircraft telegraph and telephone, six letters for TVcasters, and complex letter-digit-letter combinations for amateur and experimental applications.

TUBE SALES SOARED to a new high in '48, with nearly 205,000,000 tubes being sold, over five million more than in 1947. Close to 147,000,000 tubes were for new sets, over 47,000,000 for replacements, nearly 11,000,000 for export, and over 800,000 for government.

THE COMPLEX STUDIES AND planning involved in the radio industry become more and more apparent

Shown at right is "Emmy," Television's version of the movie "Oscar," awarded to Don Lee Television Engineer Charles Mesak at the first annual awards dinner held recently in Hollywood. Below, Mesak, shown holding "Emmy," was thus honored for his work in developing the face-fader for changing black images to white ones on a video screen. Walter O'Keefe, Master of Ceremonies, left, stands by after presentation.



every year when the RMA releases its annual review of the work of its engineering department. In 1948, nearly 2000 engineers, belonging to 173 committees, served to set up standards for not only the basic systems of broadcasters, but for practically every component used in the transmitter and receiver, the year's report of RMA showed.

In TV were committees on color, sound modulation, flicker, resolution, interference and propagation. Component committees were concerned with hookup wire, condensers (ceramic, mica, fixed paper), sockets, variable air condensers, fixed composition resistors, variable control resistors, h.f. switches, wire-wound resistors, r.f. and i.f. transformers, vibrating interrupters and rectifiers, dry-disc rectifiers, high-frequency cores, dry batteries, etc. There were even special committees on cabinets and finishes, packaging, wiring color codes, citizens' radio, sampling procedures, phono records, disc home recording, magnetic wire recording, pickups and needles, flame hazards, speakers, amplifiers, intercoms, safety, microwaves, etc.

And 1949 will see an even more intensive series of studies by these engineers who merit the resounding thanks of everyone for their outstanding voluntary help to give Mr. and Mrs. Public the best in sight and sound transmission and reception.

FM HAS BECOME a major factor in broadcasting in many countries throughout the world, according to the International Broadcasting Union, Geneva. In Italy for instance, four FM transmitters have been installed in Milan, Rome, Turin, and Naples. If the results are successful, twenty more stations will be added. A network of FM stations is being completed in Holland to supplant the wired service between amplifiers on the *wired-wireless* lines.

An experimental 3 kw. FM station will soon be opened on 5000-foot-high Mount Chasseral, in Switzerland. Low-power tests will also be conducted soon with 10 to 15-watt transmitters in local areas, reradiating AM programs aired by high-powered stations and thus serving as booster stations.

FM is being used to link studios and transmitters in Argentina, with the low-powered FM setups also being used for local broadcast work. In Australia, the government has approved the progressive introduction of FM in a *National Broadcasting Service*, which will provide FM for the large cities first, and then the rural centers.

FM activity in Great Britain is still in the experimental stages. High-power transmission will be studied when a 25 kw. station at Wrotham (Kent) goes on the air soon.

There is intense activity in TV, too, overseas, with France and Great Britain providing most of the interest. There are about 80,000 who have receivers in Great Britain, with about twenty-five per-cent of the owners living in London and the suburbs. L.W.

April, 1949

**A WIDE RANGE
HIGH QUALITY** ... **INSTRUMENT**



**improved
ESPEY 511 AM-FM RADIO**

- Here is a fine radio, in chassis form, to please the most discriminating music lovers.
- Easy to install in any console cabinet old or new, the Espey 511 AM-FM radio chassis embodies the latest engineering refinements for lasting high quality and enjoyment at a price that defies competition.
- Features, 12 tubes plus rectifier and tuning indicator; drift compensated circuit for high frequency stability; tuned RF on AM and FM, high fidelity push-pull audio; 13 watts power output; wide range 12" PM speaker; smooth flywheel tuning; phono input provision; separate AM and FM antennas.

Other models available including 25 watt output.

Write Dept. KD for your free catalog.

Makers of fine radios since 1928.

ESPEY MANUFACTURING COMPANY, INC.

528 EAST 72nd STREET, NEW YORK 21, N. Y.

TEL. BUTTERFIELD 8-2300

ELECTRICAL TRAINING

Intensive 32 weeks' residence course in fundamentals of industrial electrical engineering, including radio, electronics. Prepares for technician, engineering aides. Approved for veteran training. 56th year. Next classes begin April 4, September 6. Catalog.

BLISS ELECTRICAL SCHOOL
7698 Takoma Avenue,
Washington 12, D. C.

NOTICE TO TRUCK JOBBERS

We can supply you with complete stocks of all types of Nationally Advertised Brand Tubes, individually boxed, at 10% to 20% below distributor's cost.

Write—Wire—Phone For Details
REX PRODUCTS COMPANY, Dept. RN-4
1313 W. Randolph St., Chicago 7, Illinois
Phone: SEeley 3-5030

MOTOR GENERATORS

Brand New War Surplus Machines built by Allis Chalmers Co. to U. S. Navy Specifications.

Input: 115 V. D.C. at 14 amps., 3600 rpm. Output: 120 V. A.C. 60 CY. 1 ph. at 10.4 amps., 1000 Watts continuous duty. Ball bearings. Splashproof. Fully enclosed. Centrifugal starter. Frequency adjustable to load. Price \$69.50.

ARMY
Field Telephones \$7⁹⁵

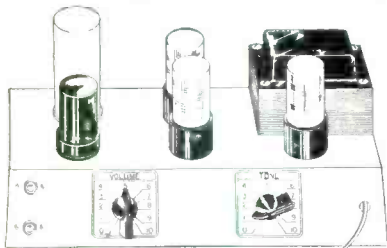
EE-8 Army field telephone. These units are used, but in good condition. Priced complete with telephone hand set, hand powered magneto and leather carrying bag; as pictured. Net \$7.95, each.

20% with order. Bal. C.O.D. P.O.R. Santa Ana, Calif.

WEST COAST SURPLUS STORES
310 BUSH ST., SANTA ANA, CALIF.

LOOK at these BIG VALUES!

True Fidelity AM-FM Phono Amp



You'll enjoy every minute of listening pleasure with this high-quality low-cost amplifier. Plenty of big-set features at a price you can afford. Big room volume with hum-free output rated at 10 watts undistorted to any 6-8 ohm speaker. Input is dual purpose 6S(7 phase-inverter shock-mounted) to reduce possible microphonics; push-pull 6V6 output; 5Y3GT receiver. Input jacks for both high and medium impedances. Complete, compact unit measures only 9 1/2"x5"x5"; metal chassis finished in attractive brown wrinkle enamel. Wide-range tone and volume controls on front panel. Complete with tubes and line cord, ready for immediate operation on 115-volt, 60-cycle line. Greatest value ever offered at this low price **\$17.95** complete

Nationally Known RECORD CHANGER

This changer has the finest dual-speed mechanism made. Plays both new LP and older standard records and CHANGES THEM TOO! Adjustable cartridge with finest permanent needles. Base measures 12"x13". Priced right at **\$29.25**

Deluxe model of above on 14" square base. **\$39.11**
WRITE FOR COMPLETE DESCRIPTIVE FOLDER ON THE ABOVE CHANGERS!

SPEAKER VALUES!

8" Magnavox, 21 oz., Alnico 3 magnet..... **\$3.95**
12" Magnavox, 21 oz., Alnico 3 magnet..... **5.95**
(Can be used with above amplifier)

Save \$26.30 on
this SEEBORG
RECORD CHANGER



\$17.95

Model DS-101 handles 10-inch or 12-inch records. Smooth, quiet action. Lightweight pickup arm with astatic G-type cartridge and permanent needle—the right combination for high-fidelity reproduction. Handsome formed walnut-finish wood base 12 1/2"x14 1/2". Complete with shielded cable and plug for connection to radio or amplifier, and line cord and plug for 110-V 60-cycle operation. Regular \$44.25

SAVE MONEY on PARTS KITS!

- (1) 100 asstd. mica condensers; pigtail **\$1.95**
and lug types. .000005 to .01 mfd.
- (2) 40 asstd. push-on knobs for knurled **\$1.29**
shafts. Red, green, walnut, ivory.
- (3) 25 asstd. 5.10 and 20 watt vitreous **\$1.69**
enameled resistors. Values up to
25,000 ohms. No two alike
- (4) 100 asstd. 1/2 - 1 - 2 watt carbon **\$1.49**
resistors. All RMA color-coded. Most
popular values

ORDER BY KIT NUMBER!

STROMBERG-CARLSON FM-ANTENNA

Folded Dipole Aeria for both FM and TV. Complete with 60 ft. of 300-ohm line. **\$4.95** EA.
Covers both FM bands. Mounts anywhere, vertically or horizontally. Seamless, heat-treated, all aluminum.



CALL SYSTEM SPEAKER

Utah bi-directional speaker specially suited for factory call and paging systems. Molded non-metallic case to give the ultimate in voice reproduction. On swivel and base. Line-matching xformer included. Special, money-saving price. **\$6.95** EA.

ORDER FROM THIS AD!

Select what you need from the big values listed here—and send your order now! Quantities are limited. Send 25% deposit with order. We ship C.O.D. for balance, all advertised items F.O.B. Chicago. When remitting in full, include sufficient postage—overages refunded. GET YOUR NAME ON OUR MAILING LIST. We carry complete stock PA equipment—BOGAN, MASCO Amplifiers—Shure, Turner Mikes—University Speakers, etc. Write for complete list.

NATION WIDE RADIO
(The Serviceman's Supply House)
572 W. Randolph Street
CHICAGO 6, ILLINOIS

AFCA NEWS



This Association is a patriotic non-profit organization, with chapters in most of the larger cities, dedicated to developing and maintaining efficient personnel, commissioned, enlisted, civilian, for the supply (including design and development), installation, maintenance and operation of communications and electronic equipment for Army, Navy and Air Force and their supporting civilian activities. It publishes a magazine "SIGNALS" at its national headquarters in Washington. Every American interested in any way in communications is eligible and invited to join. Further details may be obtained by addressing the secretary at 1624 Eye St. N.W., Washington 6, D. C.

AFCA News

AFCA National Convention

The vital importance of communications in modern warfare, with special reference this year to the Navy—afloat, ashore, and in the air—will be the theme of the third annual meeting of the AFCA, March 28 and 29, with representatives of science, industry, the Navy, Army, Air Forces, and other governmental agencies reviewing the Navy's readiness in the fields of communications and photography.

The Washington Chapter was chosen official host to the convention, with Captain Robert J. Foley, USN, Office of the Chief of Naval Communications, directing the program for the Navy, and Colonel E. Goring Bliss, Washington telephone company official, in charge of the chapter's committee on arrangements.

The Shoreham Hotel was selected as AFCA headquarters and the site for the first day's meetings and banquet. Plans for the convention included visiting Navy installations and exhibitions, with a carry-over into a third day for those wishing to revisit any of the facilities. The Navy demonstrations and exhibitions were to include communications, radar, and photographic equipment as operated on board ship, in aircraft, and ashore.

Chapter Notes

Boston

The third annual Industry-Army Day meeting was held in Boston on February 4th. Early in the day, nearly 3,000 gathered in the First Cadet Corps Armory to hear addresses by: Mr. Gordon Gray, Assistant Secretary of the Army; Maj. Gen. A. C. McAuliffe, Deputy Chairman of the Research and Development Board; and General J. Lawton Collins, Vice Chief of Staff.

At 11:00 A.M., AFCA members and guests met at the Copley Plaza to

hear a presentation of the industrial mobilization planning situation in the Signal Corps. Col. Paul Hannah of the Boston Chapter presided. The speakers were: Mr. Fred R. Lack, AFCA National Director, and Vice President of Western Electric Company; Col. Fred W. Kunesh, in charge of industrial mobilization planning for the Signal Corps; Col. A. M. Shearer, Deputy head of the Procurement and Distribution Service, OCSigO; Col. E. F. Hammond, Chief of the Personnel and Training Service, OCSigO; and Col. Kirke B. Lawton, Deputy Chief Signal Officer, who represented General Akin at the meeting.

At the close of the forum, the gathering attended a luncheon given by the Boston Chapter of AFCA. Walter F. Schuchard, President of the Chapter, presided. Among those present were: Maj. Gen. J. O. Mauborgne, former Chief Signal Officer; Rear Admiral Joseph R. Redman, wartime Chief of Naval Communications and now Vice President of Western Union Company and AFCA's New York Chapter; Col. F. W. Wozencraft, AFCA legal counsel; Col. George P. Dixon, President of the New York Chapter; Col. Van Ness Philip, AFCA charter life member; and Brig. Gen. S. H. Sherrill, AFCA Executive Director.

The annual banquet was held in the main ballroom of the Hotel Statler. Mr. Joseph P. Spang, President of the Gillette Razor Company, acted as master of ceremonies. The speaker for industry was Mr. Benjamin F. Fairless, President of U. S. Steel. The speaker for the Army was General Omar Bradley, Chief of Staff.

Baltimore

The January 11th meeting of the chapter took place at the Locke, Inc., plant, which specializes in insulators for power and radio installations. Over one hundred members of the Baltimore Chapter and guests were present. After dinner in the company cafeteria, President F. E. Moran introduced Capts. Paul Dugan and Richard E. Elliot of the Naval Communications Station in Annapolis, and Col. Arthur Pulsifer, Second Army Signal Officer, who was the first secretary of the Baltimore Chapter. Brig. Gen., S. H. Sherrill, Executive Director, came over from Washington and spoke on developments in other AFCA chapters throughout the country.

Lt. Col. C. A. Brown, Assistant to the Chief of the Engineering and Technical Service, OCSigO, described in detail recent accomplishments in the development of communications

RADIO & TELEVISION NEWS

equipment and projects now under way.

Mr. Howard Frey, Chief Development Engineer of *Locke, Inc.*, outlined the various operations of the *Locke* plant, after which the audience was taken on a tour of the plant.

Cleveland

The Cleveland Chapter meetings are featuring inspection tours of various local facilities. The February 10th meeting consisted of a most interesting tour through the Air Craft Engine Laboratories of the National Advisory Committee for Aeronautics at the Cleveland Municipal Airport.

European

Because of its scope, the European Chapter is unable to arrange many general meetings of the chapter membership. However, its sub-chapters are holding independent meetings rather frequently, some of which have been reported as follows:

The Frankfurt and Wiesbaden Sub-Chapters held a joint meeting to view a demonstration of the teleconference equipment using teleoptican projection. In addition, members saw a film covering long lines communications in Newfoundland.

The Hanau Sub-Chapter reports that Amateur Radio Station, sign D4AHE, has been established for the convenience of members and all those who are interested in radio operations. A twenty-position code practice table has been set up for training purposes.

Kentucky

A dinner meeting was held on January 28th at the Jefferson Davis Inn in Lexington. Officers for 1949 were elected as follows: Murray P. McQuown, President; Harry Bradshaw, Bernard Haefling and Eli Hall, Vice Presidents; Clyde T. Burke, Secretary; Robert Miller, Treasurer; and Merrell Whitmer, Assistant Treasurer.

The speaker of the evening was Major L. C. Taynton of the Armored School at Fort Knox. He described the Army Field Forces Cold Weather Test Program during 1946 and 1947 in Alaska, which he had attended as an observer for the Armored School.

New York

On January 6th, the New York Chapter held a joint meeting with the Atlantic Coast Section of the Society of Motion Picture Engineers. The meeting took place at the Signal Corps Photographic Center in Long Island City and included an inspection trip through the new laboratory and a demonstration of the Sound Recording facilities and Process Screen Photography in use at the Center.

The February meeting, held jointly with the New York Naval Volunteer Reserve Electronic Warfare Company, had a record turnout. The guest speakers were the Communications Chiefs of the three Services: Maj. Gen. Spencer B. Akin, USA, Chief Signal Officer; Rear Admiral Earl E. Stone, USN, Chief of Naval Communications;

Concert Master "Saves YOU Money"

Order 100 RADIO TUBES FOR AS LOW AS \$29⁰⁰

Beautifully packaged in colorful individual boxes. Best quality—guaranteed for twice RMA standards. Buy direct, pay less, make more—these low prices increase your net profits.

INTRODUCTORY OFFER
FREE: Mallory, Aerovox, Cornell-Dubilier, Sprague, Solar, Filter Condensers—ten fast moving filters free with each 100 tubes.

29c each	in lots of 100 or more	1L4	12SR7	39/44	
		6K8GT	35W4	71A	
39c each	in lots of 100 or more	1A5GT	6BA6	6K6	12A8GT
		5W4GT	6BE6	6SA7GT	12AT6
		5Y3GT	6J5	6SK7GT	12BA6
		5Y4G	6J5GT	6SQ7GT	12BE6
		6AT6	6J7G	6X5GT	12J5GT
12SA7GT	12SQ7GT	26	35B5	35Z4GT	41
12SK7GT	2526GT	27	35C5	35Z5GT	50B5

IMPORTANT: 100 lot prices apply to assortments from mixed categories; 5c additional per tube in smaller quantities.

49c each	in lots of 100 or more	1P5GT	5X4	6C5	6SH7	12SF5	31	47
		1R5	5Z3	6C6	6S7GT	12SF7	35/51	50L6GT
		1S5	6AC5GT	6C8G	6SN7GT	12SG7	35	51
		1T4	6AL5	6D6	6SR7	12H6	35L6GT	56
		1U4	6AL6	6F5GT	6U6GT	12SH7GT	36	57
		1U5	6AQ5	6F6GT	6U7GT	12SJ7	37	58
		1V	6AU6	6H6	6V6GT	12SJ7GT	38	75
		2A5	6AV6	6H6GT	6X4	12SN7GT	39	76
		3A4	6A7	6K7GT	12AU6	12SR7GT	42	77
		3Q4	6A8GT	6Q7GT	12F5GT	24A	43	78
		1A7GT	6B6	6P5GT	12J7GT	25L6GT	45	85
		1C5	3Q5GT	6B6	12K7GT	25K6	46	89
		1G4	3S4	6BH6	12K8GT	25Z5		
		1H5GT	3V4	6BJ6	12Q7GT	30		
		1N5GT	5U4G	6C4				

59c each	in lots of 100 or more	1LD5	6A3	6S7G	786	7Q7	14X7	70L7GT
		1LE3	6AC7	6SD7G	787	7S7	19T8	81
		1LH4	6AG5	6SL7GT	7C5	7T7	20	83
		1LN5	6AK5	6SN7	7C6	7W7	25A6	84/6Z4
		1O	6B4G	6S8GT	7C7	7Y4	25AC5GT	117L7GT
		1Q5	68G6G	6T7G	7E5	7Z4	25A7GT	117P7GT
		1R4	6B7	6T8	7E7	12A	32L7GT	117Z3
		1S4	6B8	6Z7G	7F7	12A7	35Y4	117Z6
		1T5	6D8G	6Y6G	7F8	7G7	35Z3	182B
		0Z4	6F8	7A4/XXL	7H7	12S8GT	40	183
		0Z4G	6J6	7A5	7J7	14A7	46	452B
		1C6	6J8G	7A6	7K7	14B6	50	483
		1J6G	6L6G	7A7	7L7	14C7	50A6	XXL
		1LA4	6L6GA	7A8	7N7	14Q7	50A5	807
		1LA6	6Q6G	7B4				
		1LC6	6R7	7B5				

Minimum order \$5.00.

All shipments F.O.B. Chicago.

ORDER AT ONCE at these money saving prices.

Concert Master RADIO TUBE CO.
1808 WINNEMAC AVE., CHICAGO 40, ILL.
TELEPHONE LOngbeach 1-4430

over 25 years in the radio industry




RADIO COURSES

Preparatory, Broadcast, Marine Operating, Servicing, Aeronautical, Television, Frequency Modulation, Radar.

Classes forming for Summer term June 1. Entrance examination May 16

Veteran Training. Literature

COMMERCIAL RADIO INSTITUTE
(Founded 1920)
88 W. Biddle St. Baltimore 1, Md.

BARGAINS

TRANSFORMER—Kenyon Trans. Co. Primary 110V 60 cy. Secondary 2V @ 60 Amp. \$4.49
CATHODE RAY Tubes—3CP (New) 1.35
METER—Weston or Westinghouse 0-150 VAC 2 inch panel mount 2.95
CIRCUIT BREAKER—Heinemann Elec. Co. 110V 60 cy. 5 amp. or 30 amp. each 1.25
TRANSFORMER—BC-37.5L. incl. tuning units dynamotor, antenna tuner, used, excellent condition. (Sbmg. wt. 260 lbs.) 29.79
MICRO SWITCH—YZ-2R5 N.O.S.T. 30
CAPACITORS—GE 1 Mfd 1200VDC 2.95
GE-10 Mfd. 400V \$1.00; 1 Mfd 1000Vdc75
C-D Batts 1 Mfd 600V 20c; 3K, 1-600V15
Galvin EP 2500 Mfd 3VDC. Four for 1.00
Galvin EP 80-40-40-250V DC. Three for 1.00
COAX CONNECTORS—43-1SPN 35c; 43-1R50
POTENTIOMETERS—10,000 ohm, screwdriver type 1.0
SPECIALS—Misc. chokes & coils 20 pcs. 1.00
Misc. resist. & capac. paper & mica, 40 pcs. 1.00

All C.O.D. orders to be accompanied by 25% deposit. Orders without postage will be shipped express collect. F.O.B. Berwyn, Md.

R & T ELECTRONICS COMPANY, Inc.
9723 Baltimore Blvd.
Berwyn, Md. Phone Tower 5384

**TELEVISION
SERVICING at a
PRICE YOU CAN PAY**

**R. S. E. 3 inch
TELEVISION SCOPE**

Features:

**WIDE BAND VER-
TICAL RESPONSE
FLAT TO 750kc
DOWN 3db
AT 1mc
VOLTAGE GAIN
OF 20 AT 5mc**



AR-3

The R.S.E., AR-3 Scope has been built by Armstrong to our rigid specifications. It's a complete unit that embodies standard horizontal amplifier and sweep circuits with normal sensitivity.

The case is 8" high x 5" wide x 14" long, attractively finished in "hammered" opalescent blue enamel. Operates on standard 110 volts—60 cycles—40 watts. Tubes, 3B1—6AC7—6SJ7—6X5—5Y3—884. Instructions included. Complete specifications upon request. Satisfaction or your money back.

**PRICE
\$49.95**

**F. O. B.
DETROIT**

**PUSHBACK
WIRE**



BELOW MILL PRICES!
2,000,000 feet—tinned copper—all 1st. class, double cotton serve, waxed finish. Available 1,000 foot rolls.

**22 gauge (6 colors) \$3.98 roll
20 gauge (6 colors) 4.98 roll
18 gauge (brown only) 6.49 roll**



**MIDGET I. F.
TRANSFORMERS**

Original List \$2.10

At discounts up to 86%

**NOW
36c
EACH**

400-500 Kc range
1 1/4" square, 3" high
hi-gain iron core.

INPUT—A826
OUTPUT—A827

Matched Pair
69c

Specify Type
Dozen
\$3.95

Egg Crate of 100
\$29.00



**Demand This
Seal of Quality**

ORDER INSTRUCTIONS

Minimum order—\$2.00. 25% deposit with order required for all C.O.D. shipments. Be sure to include sufficient postage—excess will be refunded. Orders received without postage will be shipped express collect. All prices F.O.B. Detroit.

**RADIO SUPPLY &
ENGINEERING CO., Inc.**
89 SELDEN AVE. DETROIT 1, MICH.

and Maj. Gen. Francis L. Ankenbrandt, USAF, Director of Air Communications.

Pittsburgh

The Pittsburgh Chapter attended the January 10th meeting of the Pittsburgh Section of the Institute of Radio Engineers, which was devoted to the subject of Television. The speaker was Mr. Luther R. Huggler, Assistant Engineer of Transmission, *The Bell Telephone Company of Pa.*

The February meeting of the chapter was devoted to problems submitted by the National Advisory Committee. Subjects and discussion leaders were: "Protection of Records of American Communications Systems in the Event of Major Disaster"—John J. McGovern of the *Bell Telephone Company of Pa.*; and "Procurement—Negotiated Contracts vs. Competitive Bidding"—Sumner W. Dana of the *G. C. Murphy Company*. A final report on the subject discussed at the November meeting, "Conversion of Industry from Peacetime Operation to Wartime Controls," was presented by E. J. Staubitz of the *Blaw Knox Company*.

Sacramento

The January dinner-meeting was held jointly with the Sacramento Section of the American Society of Civil Engineers at the Sacramento Signal Depot. Among the guests was Brig. Gen. C. H. Arnold, Chief of the Procurement and Distribution Division, OCSigO, who had made the trip west to inspect the Depot. The featured speaker was Dr. Luis W. Alvarez, University of California's radar expert who was recently presented with the Medal of Merit, the nation's highest civilian award, for his development of radar devices used during the war. Dr. Alvarez delivered an interesting talk on the future industrial development of atomic energy.

St. Louis

The Mark Twain Hotel was the scene of the St. Louis Chapter gathering on January 24th. Officers for 1949 are: C. P. Bobe, President; O. A. Eilers, Vice President; A. R. Chappell, Secretary-Treasurer. After the dinner-meeting, Mr. E. J. Ulm of the *American Air Lines* presented a color sound movie entitled "Wings to Vikingland," a film of northern Europe.

Seattle

Members of the Seattle Chapter met on January 25th at the American Legion Club. The new officers for 1949 were installed as follows: President—Maurice F. Kerr; 1st Vice President—Ed Mickelson; 2nd Vice President—Ezra T. Pope; Secretary—Clarence C. Bodine; Treasurer—John F. Rozanski.

Major Joyce B. James, Alaska Communication System, described the organization and function of the ACS as a military and commercial communication system; and Major G. E. Vitt discussed the formation of an ACS reserve unit.

SURPLUS SPECIALS

FM REC. BC 603

For 10 and 11 meters. 20 to 30 MC superhet. BFO, squeel; 10 push-buttons and manual tuning. Makes fine wide-band IF strip for 88-108 MC FM with converter. Includes 10 tubes, speaker, case, and diagram. 12 volt. Used, good \$12.95

Radio Transmitter & Receiver APS 13

410-420 mc., light weight, fully enclosed; 30 mc. I.F. Complete with 17 tubes, including 5-6J6; 9/6AG5; 2/2D21; 1/XR105. Brand new with manual \$17.95.

COMMAND REC.

BC453—1.9-550KC. \$12.95
BC454—3-6-MC ... 5.95
BC455—6.9-1-MC... 6.95



6 1/2' CONTROL CABLE for above command sets. \$1.00

R-5/ARN-7 COMPASS RECEIVER

Includes broadcast band. Freq. 100-1750 kc. in 4 bands. 5-gang tuning capacitor. 15 tubes: 4-6K7, 1-6L7, 1-6J5, 2-6B8, 2-6F6, 1-6N7, 1-6SC7, 2-2051, 1-5Z4. Like new. \$17.50 ea.

NEW TUBES IN CARTONS

1616\$0.79	865\$2.50	6Z Y5\$0.75
1630\$2.50	234D\$0.49	471A\$2.50
708A\$2.50	221A\$1.95	83V\$0.85

Send 25% with Order. Balance C.O.D. All Equipment F.O.B. Write for Catalog.

C & H SALES CO.

1850 Colorado St. Pasadena 8, Calif.

NOW! YOU CAN SOLDER WITH

ONE HAND SODERGUN

WITH A SOLDER-FEED ATTACHMENT

FEEDS WIRE SOLDER TO TIP OF IRON AS NEEDED LEAVING ONE HAND FREE Indispensable for MAINTENANCE ASSEMBLY REPAIR HOME USE Etc

ADJUSTABLE: Will fit all ordinary 75 to 150 Watt Irons

Does not obstruct dressing tip

This Finger Tip FEED LEVER operates FREE WHEELING WIRE FEED CLUTCH (no ratchet) PRACTICAL POSITIVE-ACTION Takes 1/16" & 3/32" Solder — FULLY GUARANTEED —

INTRODUCTORY PRICE \$2.00 POST | Cash, Mo. Order PAID | or Your Check

AUTOMATIC DEVICES INC. 761 VENICE BLVD. LOS ANGELES 15, CALIF.

Mass. Radio School

273 Huntington Ave., Boston 15, Mass.
Offers Training Courses for Radio Technician (Pre-Television) and Licensed Radio Operator (All Types) including maintenance and operation of General Electronic Equipment. Over 20,000 Alumni and 30 years radio training EXPERIENCE. Courses approved for G.I. Training for Veterans.
Licensed by Commonwealth of Mass. Department of Education

SPEAKER RECONING

ALL WORK GUARANTEED

3"	—\$1.40	7"	—\$1.95	15"	—\$4.00
4"	—1.40	8"	—2.20	4x6	—1.90
5"	—1.50	10"	—2.70	5x7	—2.20
6"	—1.65	12"	—3.00	6x9	—2.50

OXFORD RECONING SERVICE
1039 Selby Ave. St. Paul, Minn.

Tube Tester
(Continued from page 57)

would, obviously, be too much of a mystery to you.

A brief discussion of a dynamic mutual conductance tube tester will give you some ideas as to how a tube is tested for the various troubles mentioned previously in this article. We'll go over the checks made on the customer's tubes and show how the tube tester works.

If you'll recall, the 12SA7 converter was low on mutual conductance. As a typical instrument we'll use the *Hickok* tube tester, a direct reading, dynamic mutual conductance tester. Again, the mutual conductance of a tube, or G_m , is a measure of the tube's change in plate current for a change in its grid voltage. After all, that is what interests us in an amplifier. If we take the changing grid voltage and can get a large change in plate current through a load resistor, we have a good amplifier.

Then, to test a tube for G_m we have to first have some means of varying the grid voltage by a fixed amount and then measuring the *plate current change* caused by that changing grid voltage. This is a true test of the tube's operating worth.

The circuit used in the *Hickok* tester is an ingenious bridge that makes use of the full-wave rectification principle. Fig. 3 shows the basic schematic diagram of the tester. Notice that the transformer windings have a common core. This fact is extremely important since the relative polarity of the a.c. plate voltage at any instant with respect to the a.c. signal grid voltage at the same instant determines the mutual conductance.

As mentioned before, the purpose of the whole tester is to measure the changing plate current for a given change in grid voltage. Therefore, as you'd expect, the meter is in the plate circuit of the tube under test. Notice that it is situated right in the center tap of the "B plus" transformer winding. If we track electrons through the circuit we find that as the top of winding number 1 goes positive, the bottom of winding number 2 goes negative. As a result the electrons would leave the cathode of the tube under test and be attracted toward the top diode "A" of the 83 gas tube. The complete path for the electron stream at that instant would have to be through winding number 1, through R_1 , and back to the cathode. This would develop a voltage across R_1 (the plate load) and tend to swing the meter needle. The inertia of the meter, however, doesn't allow it to move before the 60 cycle a.c. reverses, making the top of winding number 1 negative and the bottom of number 2 positive. This reversal drags the electron stream through winding number 2 and develops the voltage across R_2 at this instant. Since R_1 and R_2 are equal, the voltage is the



Have you tried

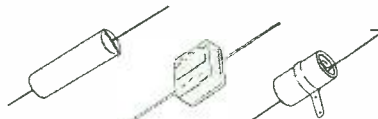
SANGAMO
Electrolytic
CAPACITORS?

Better for Every Application

Sangamo electrolytics reflect a great advance in capacitor manufacturing technique. They are fabricated under controlled conditions of almost surgical cleanliness, utilizing the very finest materials and production procedures available in the industry, and are backed by years of practical experience in manufacturing the finest capacitors for the radio and electronic industries.

These new electrolytics will give you the maximum in dependability and long-life performance. As original equipment—or for all replacement needs—they are *better* for every radio and electronic application.

Get the full story by writing for Catalog No. 825.




PAPER • MICA • SILVER
and ELECTROLYTIC CAPACITORS

Chieftain
TYPE MT



Warrior
TYPE PL



Mohican
TYPE SL



Tomahawk
TYPE CS



Apache
TYPE CF



SANGAMO ELECTRIC COMPANY

SPRINGFIELD, ILLINOIS

IN CANADA: SANGAMO COMPANY LIMITED, LEASIDE, ONTARIO SC491



More profit with less work by using this new patented gadget that lessens tube static and gives better reception.

Just slip attached wire spring over tube.

Order direct; send \$1.00 and receive two MAGNETIC MARVELS. Include name of nearest dealer.

Standard discount to dealers.

Price 65c Each.

Post Office Box 535. Springfield, Ohio.

FL-8 FILTER

ONLY to the Signal You WANT to Hear

Rec.



Speaker

Improves ANY receiver! 1020 cps Filter, connects between output of receiver and 'phones or speaker. Hear only ONE signal at a time. Cuts out interference and background noise. AMAZING PERFORMANCE! BRAND NEW War Surplus item. Add 40c for postage. Cash with order. **\$1.79**

ESEGE SALES CO.

1306 Bond St., Los Angeles 15, Calif.

**HERE IT IS!
JUST PUBLISHED!**

**TELEVISION
ANTENNA
INSTALLATION**



**For Those
Who Want
to Know
How**

**A PRACTICAL BOOK THAT
SHOWS YOU STEP BY STEP**

Proper antenna installation can do as much for a television receiver as 2 R.F. amplifiers or a special booster. And unless you get the signal into your set, even the most expensive receiver will function poorly. TELEVISION ANTENNA INSTALLATION covers every phase of installing a television antenna showing how to get the most out of every installation. Every step is clearly and simply explained so that any radio man can do the job right the first time. NO PREVIOUS EXPERIENCE NEEDED.

**WORK FASTER, MAKE MORE MONEY
ELIMINATE EXPENSIVE RECALLS**

Here is the practical approach. Full information is given on how to choose the best antenna, how to find the right location, what mounting brackets to use, which transmission line is best, and even what tools to have. Nothing is left to your imagination. This is a book designed for the man who will do the job.

**ORDER NOW . . . LIMITED PRINTING
OVER 100 PAGES . . . \$1.50
MORE THAN 100 ILLUSTRATIONS**

10-DAY MONEY-BACK GUARANTEE

**Consolidated Publications,
55 East Washington Street,
Chicago 2, Illinois**

- Enclosed find (check) (money order) for \$..... or,
- Send C.O.D. (no C.O.D.'s outside U.S.A.) and I will pay postman this amount plus a few cents postage. In either event, I may return books within 10 days for complete refund of my remittance.

Name

Address

City.....(Zone No.)....

State..... RN-1

same as it was in the first instance, only in the opposite direction across the meter. This tends to swing the needle in the opposite direction. Since the reversals were too fast for the meter movement, the total average deflection is zero. This then, is the case with no signal applied to the grid.

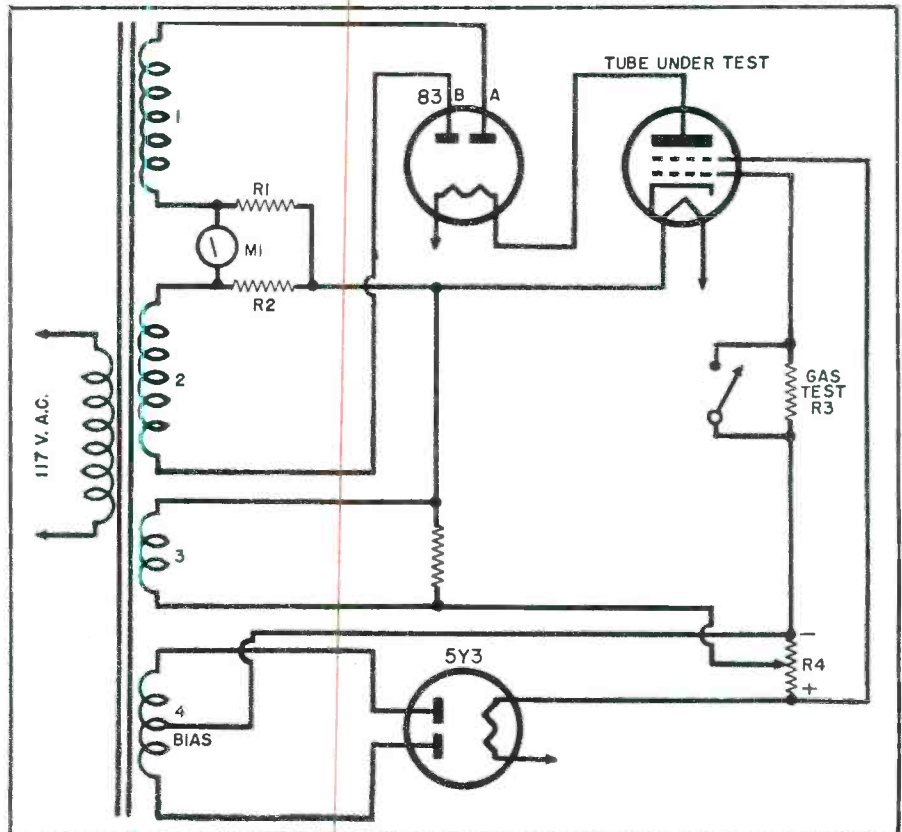
Let's turn our attention to winding number 3 at this time. This winding is also on the same core as 1 and 2, so that when the top of winding 1 is positive, the top of winding 3 must also be positive and the bottom negative. This signal is applied to the grid of the tube under test. If we backtrack a little we can see that when the "A" diode of the 83 tube is conducting, a negative voltage appears on the grid which will reduce the current drawn by coil 1, dropping the voltage across R_1 . On the reversal, however, when winding 2 is positive, the signal to the grid will also be positive and increase the electron flow on that half cycle. This develops a larger voltage across R_2 . The unbalance in voltages across R_1 and R_2 will cause a current to flow through the meter and deflect the movement according to the average change in plate current drawn by the tube. Perhaps this will be clearer if reference is made to Fig. 2. Here we see the characteristic full-wave rectifier waveform, showing the current flow through the two diodes, A and B. Next, the signal is applied and the resultant diode currents (plate current of the tube under test) show that the meter will respond to the change in current from A to B since

this change in current is developed across each resistor and then impressed across the meter movement. This discussion then shows how the Hickok dynamic mutual conductance tube tester can show a change in plate current for a change in grid voltage, a true dynamic tester.

The 5Y3 in the circuit is used as a bias supply to place screen and grid bias voltages for different tubes that must be tested. There are a great many more refinements to the circuit showing how an "English" reading is obtained on the tester instead of a direct reading in micromhos. For the true serviceman, a "good" "bad" scale is just a side convenience since the actual test is to find what percentage of the amplification is really available. Only a direct reading in micromhos, the unit of mutual conductance, will tell you that.

Note the resistor in the grid circuit of the tube under test. For a mutual conductance reading, that resistor is shorted out, but for a gas test the bias is made very negative and the short is removed from the large resistor. This does several things. It gives an extremely low reading on the meter, and gas in the tube will draw electrons from the grid causing the grid to develop a current through the resistor, making the grid positive. This causes an increase in plate current. Therefore, the gas test is to first decrease the plate current to a low value, and then to insert the large grid resistor into the circuit. Any gas in the tube causes the meter to read up-

Fig. 3. Diagram of the Hickok dynamic mutual conductance tube tester, showing basic operation of the circuit as explained in the text. Schematic does not show the actual wiring. This is particularly applicable to the filament circuits.



scale and the tube may be rejected. As far as the noise test is concerned, it's simply a pair of jacks across the neon short indicator. As the elements are tested for shorts one at a time, the neon light shows shorts. Slight shorts that are not of long enough duration to light the neon bulb will cause the voltage to appear across the jacks. Connecting these jacks to the input of a radio will then make static heard in the speaker.

In closing this discussion of tube testers and tube sales; it is safe to say that too many radio servicemen find weak tubes and put them back into the set because they are afraid that the total service bill will be too high for the customer to absorb. By taking a little time for explanation, he'd find that the customer will be more than happy to take the new tubes, pay a little more, and ultimately appreciate his suggestion.

NO MORE STATIC

By EARL C. WINKEL

THE British have found an answer to the static problem—elaborate though it might be. A bill was introduced recently in Parliament that would require every owner of an electrical machine or automobile to install a suppressor for static or interference.

The Automobile Association said that it would cost British motorists \$4,000,000 just to stop interference from automobile generators.

For people who do not put a suppressor on their electrical equipment there will be a fine of up to \$400, and three months in jail.

IRON TEMPERATURE

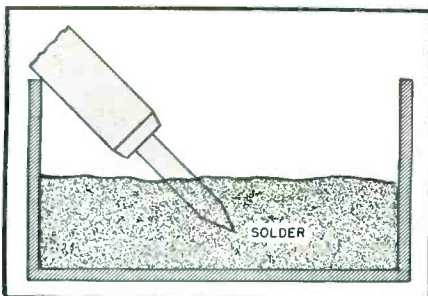
By G. B. HERZOG, W0JUD

THERE are many methods of keeping a soldering iron at nearly the proper temperature, but I think the method described here is the easiest and keeps the iron at just the right temperature without burning the tip.

As shown in the illustration, the tip of the iron is placed in a container which holds scraps of solder. The iron is placed at an angle so that the handle will not become hot. When the iron is placed in the container, the tip melts its way into the solder and thus is not exposed to the air and cannot burn (turn to oxide). As the iron tends to overheat, the heat is dissipated in melting more of the solder.

I have not found it necessary to tin my iron since using this method, and it is a convenient way to dispose of scraps of solder.

Method for maintaining soldering iron heat.



April, 1949

Our 26th Year



QUALITY—PRICE
DEPENDABILITY

GRID DIP METER

**LYSCO
"DIPMASTER"**
3Mc to 150Mc freq. range; calibrated dial, band switching (no coils to plug-in). Complete power supply and tubes. A really good buy
@ **\$33.50**



GREENLEE PUNCHES—

Cuts to 1/8" thick metal.
1/2" \$1.94
3/8" \$1.94
1" \$2.12
1 1/8" \$2.25
1-3/16" \$2.25
1/2" \$2.88
We carry a complete line of all sizes of punches up to 3 1/2" diameter.

ISOLANTITE Sockets for 832's or 829's 49c
ISOLANTITE Sockets for octal tubes 08c
STEATITE Sockets for 813 and other large 7 pin tubes 73c
1/4 watt bayonet base neons 20c
1/8 watt bayonet base neons 08c

SMOOTHING			CHOKES			PRICE EACH			
TYPE	Hy	TYPE	Hy	MA	Price	TYPE	Hy	MA	
C-80	10	C-87	4-16	150	\$3.09	C-80	10	C-87	4-16
C-81	10	C-88	4-16	200	\$3.82	C-81	10	C-88	4-16
C-82	10	C-89	4-16	250	\$5.29	C-82	10	C-89	4-16
C-83	8	C-90	3-14	300	\$5.59	C-83	8	C-90	3-14

All above 3000 Volts Insulation

RAYTHEON VOLTAGE STABILIZERS
Positive Stabilization ± 1/2% phase; output 95-130 volts, 60 cycles single phase; output 115 volts stabilized to ± 1/2%. *Output 6.0 or 7.5 volts stabilized ± 1/2%.



Catalog No.	Output	Net Cap.	wgt. lbs.	Net Price
VR-6110	15	4		\$15.00
VR-6101*	30	5		\$17.00
VR-6111	30	5		\$24.00
VR-6112	60	8		\$31.00
VR-6113	120	14		\$48.00
VR-6114	250	25		\$75.00
VR-6115	500	45		\$75.00

SCOPE & TELEVISION TRANSFORMERS & CHOKES
2500V. RMS @ 5 Ma D.C.—6.3V. @ 3 amps tapped at 2.5V. @ 3 amps; 2.5V. @ 2 amps; Type P-3171 \$6.76
1700V. RMS @ 2 Ma D.C.—6.3V. @ 9 amps; tapped at 2.5V. @ 2 amps; 2.5V. @ 2 amps; Type P-3170 \$5.14

2 Hys @ 250 Ma D.C. 50 ohms type C-2991 \$1.62
2 Hys @ 200 Ma D.C. 50 ohms type C-2974 \$1.92
VERTICAL BLOCKING OSC. turns ratio pri. to sec. 1:4.2
Unshielded type A-3000 \$1.18
Shielded type A-4000 1.62
HORIZONTAL BLOCKING OSC. turns ratio pri. to sec. 2:1
Unshielded type A-3002 \$1.32
Shielded type A-4002 1.76
VERTICAL OUTPUT turns ratio pri. to sec. 10:1
Unshielded type A-3035 \$3.09

PLATE TRANSFORMERS
For Small Transmitters. DC Voltage Ratings are Approx. Values Obtained at Output of a 2 section Choke Input Filter. Using Mercury Vapor Rectifier Tubes Pri. is for 115V. 60 cy. Dimensions

Type No.	Sec. Volts	Rms. Volts	DC Sec. MA	H. MA	W. MA	D. MA	Price Each
P 57	660-660+	500	250	4 3/8	3 1/4	4 3/8	\$ 6.76
P 58	550-550	400	1000+	125	4 3/8	3 1/4	5
P 59	1080-1080	400	150	225	4 3/8	3 1/4	5 1/8
P 67	500-500	400	150	300	5 3/4	6 1/8	4
P 68	900-900	750	225	4 3/8	3 1/4	4 1/4	24.99
	800-800	600	1000	1175-1175	1000		
	1450-1450	1200	300	5 3/4	6 1/8	4 1/4	24.99
	1800-1800	1500					

* For dual operation with simultaneous use of both sec ratings. † Has 40-volt bias tap.

OIL FILLED CONDENSERS
4 Mfd 600 V \$.49
7.5 Mfd 330 VAC \$.69
2 x 0.1 Mfd 7000 V \$2.00
8 Mfd 600 V \$.98
8 Mfd 1000 V \$1.69
.05 Mfd 2500 V \$.95



SUPERIOR POWERSTATS
Smooth, efficient voltage control. 0 to 135V. output from 115V. AC line.
Type 20 (illustrated) 3 amps \$12.50
116 for table mtg 7.5 amps 23.00
116U for panel mtg 7.5 amps 19.00
1126 15 amps 46.00
1156 45 amps 118.00
Also available for 230 volt input. Write for descriptive literature.

ALUMINUM CHASSIS—

Heavy Duty	Price
7 x 7 x 2	94c
7 x 9 x 2	\$1.06
5 x 10 x 3	\$1.00
7 x 11 x 2	\$1.15
7 x 13 x 2	\$1.23
10 x 17 x 3	\$1.88

TRANSFORMER SPECIAL
870 volt CT @ 250Ma with 80V bias tap
5 volts @ 3 amps \$5.88
2 1/2 volts CT @ 10 amps
2 1/2 volts @ 3 amps
6.3 volts @ 1.5 amps
115V. 60 cycle primary

STANDARD STEEL CHASSIS
Black Crackle 59c
4 x 4 x 2 \$1.06
6 x 14 x 3 \$1.44
10 x 14 x 3 \$1.44
10 x 17 x 3 \$1.44

STEEL CASES
Black Crackle 67c
4 x 4 x 2 79c
4 x 5 x 3 \$1.03
6 x 6 x 6 \$1.91
12 x 7 x 6 \$2.65
15 x 9 x 7 \$2.65

ISOLATION TRANSFORMERS
All 117 Volts to 117 Volts 60 Cy.
P-96, 40 watts \$3.60
P-98, 100 watts \$9.30
P-97, 80 watts \$5.10
P-99, 250 watts \$17.70

SPECIAL OFFER:—Add \$1 to any order you send and get 10 boxes of R.C.A. Parts.

LYSCO TRANSMITTERS
Model 129-10 Meter Model 175-75 Meter
Model 114-20 Meter
Designed for mobile or fixed operation in the 10 or 75 meter phone band. Dimensions 5" x 4" x 5 1/2". Tube complement 6AG7—oscillator, 6AG7—power amplifier, 6AG7—modulator. Power output 8 watts. An exceptional buy (less tubes) at \$23.95



If not rated 25% with order, balance C.O.D. All prices F.O.B. our warehouse New York. No order under \$2.00. We ship to any part of the globe.

LEEDS RADIO CO.

75 Vesey Street Dept. RN 4
Cortlandt 7-2612 New York City 7

PEN-OSCIL-LITE

Extremely convenient test oscillator for all radio servicing; alignment • Small as a pen • Self powered • Range from 700 cycles audio to over 600 megacycles u.h.f. • Output from zero to 125 v. • Low in cost • Used by Signal Corps • Write for information.

GENERAL TEST EQUIPMENT
38 Argyle Buffalo 9, N. Y.

WANTED

Teletypewriters complete, components or parts. Any quantity and condition.

Box 469, c/o Radio & Television News
185 N. Wabash Ave. Chicago 1, Illinois




RADIO ENGINEERING TELEVISION ELECTRONICS

Thorough training in all phases of radio and electronics, open to high school and junior college graduates. Old established school specializing in Radio training exclusively. Modern laboratories and courses. Enrollments limited. Approved veteran training.

VALPARAISO TECHNICAL INSTITUTE
Dept. RD Valparaiso, Ind.

Know Your "Pigtail" ABC's



Accurate... Better Constructed **LECTROHM** WIRE-WOUND RESISTORS

Here are the fixed resistors that you can count on every time—Lectrohm Wire-Wound Resistors. They are space wound on low loss ceramic cores with resistance wire that has a low temperature coefficient. High temperature vitreous enamel coating in the 5 and 10 watt

sizes (others up to 25 watt) means constantly safe heat dissipation. Resistances up to 50,000 ohms. Insist on Lectrohm—for the BEST in Resistors.



5907 Archer Avenue, Chicago 38, Illinois
Division of National Lock Washer Co., Newark, N. J.

At Better Dealers Everywhere



Assembled for your convenience
**Facts, standards
practices, data**
for the whole field
of radio engineering

Radio Engineering Library

RADIO specialists of the McGraw-Hill publications selected the books for this library as those giving the most complete, dependable coverage of facts needed by engineers whose special fields are grounded on radio fundamentals. They cover circuit phenomena, tube theory, networks, measurements, and other subjects... give specialized treatment of all fields of practical design and application.

- ★ Special Low Price
- ★ Bought singly, the five volumes would cost \$30. Under this offer you save \$2.50
- ★ Pay in easy installments

FREE 10 Day Trial!

Library includes:


1. Fundamentals of Vacuum Tubes—Eastman
 2. Radio Engineering—Terman
 3. Communication Engineering—Everitt
 4. High-Frequency Measurements—Hund
 5. Radio Engineering Handbook—Henney
- 3559 pages!
2558 illustrations!

McGraw-Hill Book Co., 330 W. 42nd St., N.Y.C. 18
Send me Radio Engineering Library, 5 vols., for 10 days' examination on approval. In 10 days I will send \$2.50, plus few cents postage, and \$5.00 monthly till \$27.50 is paid, or return books postpaid.

Name
Address
City Zone..... State.....
Company
Position..... RN-4-49

FACTORY TO YOU DIRECT!

THE NEW
Certified
TELEVISION KIT



10" KIT \$74.50*
*LESS TUBES
7" KIT \$64.50 Less tubes—\$99.50
with all tubes

Money Back Guarantee—Buy it, inspect it, if you don't think it's the best buy on the market—return unused within three days and your money will be refunded.

All prices F.O.B. New York. 20% deposit with order
IMMEDIATE DELIVERY

Certified TELEVISION
LABORATORIES
5507 — 13th AVE. BKLYN. 19, N. Y.

Technical BOOKS

"THE ADVERTISING AND BUSINESS SIDE OF RADIO" by Ned Midgley. Published by Prentice-Hall, Inc., New York. 353 pages. Price \$5.25.

Written by the sales service manager of CBS, this authoritative book should find wide acceptance on the part of station management.

Although the book places major emphasis on network operation, several worthwhile chapters have been devoted to such subjects as spot broadcasting, planning a spot campaign, and local station operation and management.

An analysis of the American system of broadcasting, the size and makeup of the radio audience, elementary engineering facts, FM, television, and the future of broadcast radio are treated in separate chapters. A glossary of terms has been appended to assist the reader and provide a ready reference to broadcasting terminology.

All business and advertising phases of the broadcast industry have been covered, including billing, discounts, network affiliations, FCC rules and regulations, various types of network coverage, plus an analysis of the operation of each of the four big networks as well as the smaller regional nets and the Canadian Broadcasting Corporation.

As a guide book to the profitable management of any radio station, big or small, this book should prove helpful.

* * *

"RADIO STATION MANAGEMENT" by J. Leonard Reinsch. Published by Harper & Brothers, New York. 173 pages. Price \$3.50.

All too often persons contemplating the establishment or purchase of a radio station experience difficulty in securing authoritative data on the necessary procedures and the problems likely to be encountered.

The author of this manual is actively engaged in the management of three radio stations. His experience in the broadcasting industry includes practically all phases of station operation and management. From his broad experience Mr. Reinsch has supplied the answers to the questions most likely to stump the tyro.

The book is divided into fifteen chapters and two appendices. Such subjects as how to get a radio station, how to judge network affiliation, how to set up the organization, how to use surveys, how to handle union relations, program department, the news department, sales department, engineering department, the accounting and traffic departments, how to train the staff, how to promote circulation, how to fulfill community responsibility, how to prepare renewal and annual reports are all subjects which come under the

RADIO & TELEVISION NEWS

author's scrutiny. The appendices cover a typical "handbook" for announcers covering policy-mechanics-procedure and a sample "statement of policies in effect at radio station WSB."

As Justin Miller, president of the National Association of Broadcasters, says in his foreword to this book, "For the novice operator, it is a cache of immediately available information. For those recently established broadcasters, who aspire to increasing effectiveness, it is a thesaurus of fundamentals."

* * *

"PHOTOFACT TELEVISION COURSE," published by *Howard W. Sams & Co., Inc.*, Indianapolis 7, Ind. 216 pages. Price \$3.00.

There has long been a need for a clear and detailed explanation of television. This book, compiled from a series of lectures by Albert C. W. Saunders, presents the entire operation of television receivers in simple, easily understandable form, in a style that makes for easy and interesting reading.

The book is divided into three sections covering cathode-ray beam formation and control, beam deflection systems, and beam modulation and synchronization. A total of eighteen chapters covers such subjects as the camera tube, sawtooth generators, antenna systems, input systems, and intercarrier sound systems.

The entire receiver system is completely covered in a logical and thorough manner, with many diagrams and illustrations. The various circuits shown are typical of those actually used in many of the leading makes of receivers.

The book is well indexed, and contains a complete glossary of the various terms used in television. A bibliography refers the reader to many books and publications on the subject of television.

-30-

Amateur radio operators have again come to the rescue during a Missouri sleet storm. Jack A. Horn, taking 8 doses daily of streptomycin, began to have dizzy spells while at his parents' Missouri home. His Chicago physician, unable to reach him because of the storm, called on amateur radio to communicate his amended medication orders, thus saving Jack from possible deafness.



April, 1949

EICO INSTRUMENT KITS

"The Same High Quality at New Low Prices!"

OSCILLOSCOPE

MODEL 400-K

\$39⁹⁵


IN KIT FORM

Model 400-K — Indispensable for modern AM, FM, and TELEVISION servicing! Smartly designed 5" Oscilloscope, with carefully chosen components. All controls on handsome three-color etched panel. Sturdy steel cabinet. Deflection sensitivity: .30 volts per inch full gain. Linear sweep with 884 gas triode. Horizontal sweep circuit 15 to 30,000 cycles. Frequency response of horizontal and vertical amplifiers from 50 cycles to 50,000 cycles. Input impedance 1 megohm and 50 mmfd. Provision for external synchronization, test voltage and intensity modulation. Complete with 2—6SJ7's, 2—5Y3's, 1—884, 1—5B1P1 and Graph screen, for measuring peak to peak voltages. Operates on 110 to 130 volts A.C., 50 to 60 cycles. Size: 8½"x17"x13" high. Shpg. wt. 40 lbs. Easy-to-follow Pictorial and Schematic diagrams included, enables any radioman to build a first-class 5" Scope, quickly, easily, enjoyably, for only.....\$39.95

Completely Factory Wired Oscilloscope

Model 400—Same as above but wired, assembled, and tested. A sturdy, well-designed instrument, ready to use on your work bench. You need it—**\$69.95**
ORDER TODAY! Complete.....

POCKET VOLT-OHM-MILLIAMMETER COMPLETE KIT



Model 511-K A "MUST" FOR EVERY SERVICE MAN! The small, handy instrument that every repairman uses a thousand times a day. New, improved Germanium crystal rectifier circuit. Large 3" meter, beautiful etched panel. Simple to assemble. A PERFECT KIT FOR BEGINNERS. Ranges, DC—0/5/50/250/500/2500 volts. AC—0/10/100/500/1000 volts. Output—0/10/100/500/1000 volts. DC Ma.—0/1/10. DC Amps.—0/1/10. Ohmmeter—0/500/100,000 ohms/0/1 meg. Db meter —8 to +55 Db.....

\$14⁹⁵

ASSEMBLED—READY TO USE

Model 511—Completely wired, tested and assembled at the factory. Rugged, built for heavy duty.....**\$17.95**



EASY-TO-FOLLOW SCHEMATIC & PICTORIAL DIAGRAMS Included with each kit. It's easy to assemble these precision instruments in one evening!

HIGH PRECISION VACUUM TUBE VOLTMETER

\$23⁹⁵

Model 221-K Complete Kit

Every Radioman needs this "Must Have" Tool! High resistance AC and DC VTVM, wide range electronic ohmmeter, high impedance linear electronic AC VTVM, wide range DB scale. Has exceptional stability, accuracy, linearity. Meter cannot burn out. 2% accuracy on all ranges. Electronic AC and DC ranges 0/5/10/100/500/1000 volts. Electronic ohmmeter measures .2 ohms to 1000 MEGohms in 5 ranges.


FEATURES

- Zero Center for TV D discriminator alignment
- 26 megohm input resistance.
- 15 different ranges.
- Double triode balanced bridge circuit.
- Extra heavy duty isolation transformer.
- Large rugged 4½" meter movement—AC and DC on 1 scale—easy to read.
- Sturdy portable steel case, etched panel.
- Individually calibrated scales.

Size 9-7/16"x6"x5". Shpg. wt. 10 lbs. ANYONE can build it, with simple easy-to-follow schematic and pictorial diagrams included.

Factory Wired Vacuum Tube Voltmeter Model 221—Exactly the same as above, but completely assembled, wired and calibrated and tested, ready to operate. **\$49.95** for only.....

HIGH FREQUENCY RF PROBE



Model P-75K germanium crystal probe for visual RF signal tracing and measurements to over 200 megacycles. Can be used with models 221 or 113A Eico instrument shown above (state which when ordering). 6½" long, ½" O.D., with wire, plus and all components. **\$3.75**

IN KIT FORM.....

Model P76K same as above, but for model 400 Oscilloscope, in kit form **\$3.75**
Models P75 or P76, similar to above but factory wired, ready to operate. **\$7.50** Each.....

All prices shown above are FOB factory, Brooklyn, N. Y.

If Your Jobber Is Out of Stock, Order Directly from Us, Mentioning His Name

ELECTRONIC INSTRUMENT CO., Inc.

276 NEWPORT STREET

We Welcome School Inquiries—Special Discounts to Quantity Users

BROOKLYN 12, N. Y.

WANTED—Western Electric Carrier Telephone and Telegraph Equipment and Components. Filters, repeating coils, transformers, equalizers. Types CF1, CF2, H, C, and other carrier equipment. Telephone and telegraph repeaters.

Box 450, Radio & Television News, 185 N. Wabash, Chicago, Illinois

Booklets by A. C. Shaney

Written by a foremost Audio design engineer—

Yours almost as a gift!

Elements of Magnetic Tape Recording and 999 Applications **25¢**
Direct-Coupled FM-AM Amplifier Manual **25¢**
20 Steps to Perfect Amplification **3¢** in postage

Thousands Sold!

Famous Twin-Trax instruction Book! Practically a course in tape recording. 30 diagrams, illustrations.

\$2.50 (Price may be applied against future purchase of chassis.)



AMPLIFIER CORP. OF AMERICA

398-2 Broadway

New York 13, N. Y.

HARVEY HAS THE TOPS

FM TRANSLATOR General Electric Model XFM-1



Post-war version of the old G.E. J.F.M-90 Translator which was used and enjoyed by tens of thousands of discriminating radio listeners. Covers 88-108 mc range, dial 12 inches long, uses guillotine tuning for highest efficiency, high stability. Designed for export, has power inputs for 110 to 250 volts, 50/60 cy. In attractive natural walnut cabinet—10 3/4" high x 15 3/4" wide x 11 1/2" deep, complete with 8 tubes. Tropic-proof construction. Quantity limited.

Special Price \$49.50

NEW 1949 TECHMASTER TV KIT



Exactly the same as the RCA 630TS chassis, complete kit of parts, including pre-wired and aligned RCA front end, punched chassis, with all major components and sockets mounted, as shown, all RCA tubes including kine, complete manual with service notes, all RCA. New, simplified point-to-point instructions. (Free circuit and parts list on request.)

Shpg. Wt. 85 lbs. **\$198.50**

Kit as above but less 10BP4 tube **\$168.50**

Shipping Weight 55 lbs.

12-inch and 15-inch kine tubes available from stock.

BROOK HI-QUALITY AMPLIFIER



Brook Model 12A3 10-watt high quality audio amplifier with remote control of 3 channels, gain and tone. 3 inputs, 2 equalized for Pickering, GE and similar pickups. Uses low- μ triodes for all stages. Virtually flat from 20 to 20,000 cycles. Complete, ready to connect tuner, pickup and **\$169.50**

NOTE: All prices are Net, F.O.B. N.Y.C. and are subject to change without notice.

Telephone: **LUxemburg 2-1500**

HARVEY
RADIO COMPANY INC.

103 West 43rd St., New York 18, N. Y.

R.F. Power Supply

(Continued from page 58)

same as for most stable operation. When adjusted for reasonably stable operation, the output voltage was much lower than desired.

In order to get high output voltage, and still have the circuit stable, it became obvious that the oscillator *must* operate at the resonant frequency of the high-voltage secondary. To achieve this end, the circuit shown in Fig. 2 was tried. Note that now no tickler winding is used, but that the output of the high-voltage secondary is capacitively coupled back to the grid circuit of the oscillator tube. This is easily accomplished by placing a shield around the rectifier tube V_2 which couples (capacitively) to the plate of the tube. In the first model tried, the shield consisted of a piece of foil from a cigarette package wrapped tightly around the tube and held in place with bare wire.

To obtain efficient operation, the primary winding L_3 is still tuned, but the tuning is no longer critical. In place of a variable condenser, such as was used in the first circuit, a fixed condenser with normal tolerance (10%) was found to work perfectly satisfactory.

Not only did the second circuit operate with more stability (the output could be shorted momentarily, and the voltage would still rise to its original value when the short was removed, or the power to the oscillator could be turned on and off, with the output still returning to its original value) but a much higher output voltage could be obtained due to more efficient operation. Whereas, in the first model, the maximum obtained was around 5000 volts, more than 8000 volts could be obtained in the second model, using the same coil.

The output voltage can be easily changed by adjusting the size of screen grid resistor R_{sg} or grid condenser C_g . Varying R_{sg} is more desirable, since

varying C_g introduces two simultaneous effects.

First, the drive on the grid of the tube varies as the ratio of C_g to shield-plate capacity of the rectifier tube is changed. In addition, however, the total capacity across L_1 is changed, with resulting changes in operating frequency and in circuit efficiency.

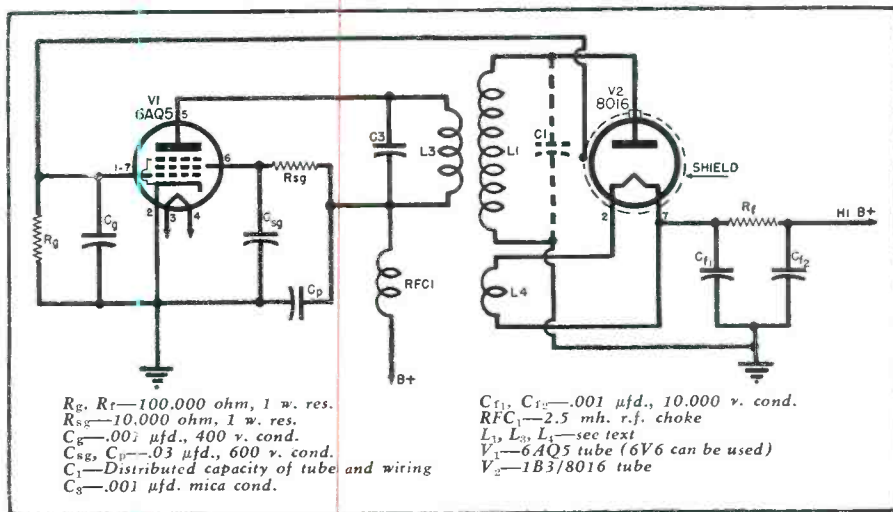
In the final design, the shield is an ordinary GT type tube shield with an open top, and with a small piece of wire soldered to it, passing through a rubber grommet in the chassis and returning to the grid of V_1 . The composite coil, L_1, L_2, L_3 was obtained from Stanwyck, and also had the original tickler winding which was not used.

Grid condenser C_g was varied over the range from 10 μ fd. to .001 μ fd., with the latter value finally being chosen. Good output voltage could be obtained over the entire range, however, with stable operation. If the output voltage is to be changed, R_{sg} rather than C_g should be varied. In the final model, a value of 10,000 ohms (1 watt carbon) for R_{sg} gave an output, under load, of 6200 volts with "B+" at about 350 volts. The output voltage could be easily dropped to 4500 by raising the value of R_{sg} to 18,000 ohms.

Layout does not appear especially critical, but conventional r.f. wiring techniques should be followed when wiring the oscillator section and high-voltage techniques should be observed when wiring the rectifier and filter portion.

The entire high-voltage supply should be well shielded, with a perforated metal or copper screen shield over the entire unit. If the power supply is to be used on a television chassis, build it on a small sub-chassis and cut holes in the main chassis so that only the filament, "B+," Hi "B+," and ground leads connect to the set proper. Further, when making a box shield for the entire unit, it is advisable to leave adequate spacing between the top of the coil and the shield as well as on the sides, at least 3/4" and preferably more.

Fig. 2. Schematic diagram of the stable, high voltage r.f. power supply unit.



International Short-Wave

(Continued from page 105)

The 9.607 channel has recently been heard with excellent signals from around 0030. (Fargo, Ga.)

Ward, England, reports the Greek Democratic Army Radio heard at 1335 on 6.720 (news in French); asked for reports to Greek Democratic Army, Larissa, Dep. Thessaly, Greece; stated that transmission was being made simultaneously on 8.105, but observation on that channel at the time produced nil results, Ward states.

Peddle, Newfoundland, says SVM, 9.935, Athens, is again heard often to RCA, New York.

Guatemala — TGWA, 9.76, heard 1800-0000. (Mueller, Ohio)

Hungary—L. Barta, Jr., head of the International Relations Department of Magyar Kozpenti Hirado Rt. (*Radio Budapest*), wrote Worris, N. Y.:

"We regret to inform you that the station which was destroyed by the Nazis just before the close of the war, has as yet not been completely rebuilt. The building operations of the new station at Diesd, near Budapest, are already under way. Once completed, our short-wave station will emit with a power of 50 kw., but resumption of the service with a low power of 15 kw. is contemplated already during the *summer* of 1949. Neither the frequencies nor the call signs have as yet been determined, and discussions to this effect are now under way in New York. We are planning to have transmissions to other countries—both in Europe and in North and South America, and there will, of course, also be broadcasts in the *English* language." Further details promised.

India—Overseas Service of AIR, Delhi, heard 1400-1500 on 7.290 in parallel with 11.76, 9.565. (Pearce, England)

This winter here in East I have had good signal at 0730 from Madras, 4.920, when relays news from Delhi; then man identifies as "*This is All India Radio, Madras*," and continues with "local" (Madras) news (*English*).

Ward, England, has heard AIR, 6.010, closing news around 1640, asked for reports on strength and quality, to Broadcasting House, Parliament Street, New Delhi, India.

Indonesia—Radio Indonesia, Macassar Studios, Strandweg 22, Macassar, verified via airmail; gave latest schedules on 9.550, 5.050, as weekdays 2200-0130, 0400-1000, 1700-1900; Sundays 1900 (Sats. EST)-0130, 0400-1000. (Cushen, N.Z.)

Pontianak, 8.090, more recently has had improved signal, some days is in clear; seems like strength is more than 200 watts; at 0830 sign-off does not use "*Resmi*" call; it is likely the Indonesians now announce simply, for example, as "*Radio Pontianak*." (Stark, Texas)

Simpson, Australia, says PLB-7, Ba-

LOW PRICES

IMMEDIATE DELIVERY

FULLY GUARANTEED

DC MOTORS



Delco 5069466 DC Motor 27.5 v. DC. Alnico PM field. 1"x1"x2". Pinion gear on shaft. Stock #SD-65. Price, each... \$2.95 Add 15c for p.p. & handling



Universal Electric Co. DC Motor—W. E. #KS-5603 102.28 v. DC. 0.6 amps 1/100 hp. 4 lead shunt. Stock #SD-233. Price, ea. \$1.95 plus 15c p.p.



Blower Assembly MX-215/APG—28 v. DC. 1/100 hp. motor. John Oster C-2P-1L. L-R #2 blower. 7000 rpm. 20 c.f.m. Stock #SD-202. Price ea. \$2.95

Many other makes and types available from stock.



SYNCHROS

Navy Types
Army Types

Autosyns—Selsyns



RATE GENERATORS

Elinco PM-2

2.0 v. DC per 100 rpm. Use to 2000 rpm. Stock #SD-53. Price \$7.50 ea.

ELINCO F-16. 2 Phase AC. 1.3v AC per 100 rpm. 60 cy. output at 1800 rpm. Stock #SD-193. Price \$12.50 each.

Aircraft Amplidyne—G.E. 5AM31NJ18A. Input 27v. DC @ 44 amps. Output 60v. DC @ 8.8 amps. 530 watts, 10 min. duty. Air cooled. Stock #SD-111. Price \$9.50 each. G.E. 5AM31NJ9A—similar to above. Stock #SD-196. Price \$9.50 each.



Remote Position Indicating System

6-12 v. 60 cycles 5-inch indicator with 0 to 360° dial. Heavy duty transmitter. Stock #SD-115. Price per system \$9.95

TWX—PAT. 199

Write for complete listing, or call ARMory 4-3366

INVERTERS

Holtzer Cabot MG-153

Three Phase 400 Cycle



Input 28 volts DC at 52 amperes. Output three phase 115v. 400 cycles at 750 VA. 0.90 PF. Also second output of 26v. 400 cycles at 250 VA. Stock #SD-134. Price \$59.50 each, new. With surface damages

Also in stock—three phase Pioneer 12123-1A, Leland 10285-1168.

and—single phase Pioneer 12117-2, 12117-5, 778-41689. General Electric 51J21N13A, PE-218, etc. Wincharger PU-7/AP, MG-750, etc. Holtzer Cabot MG-149F, MG-149H, etc. Leland—PE-218.

GYRO SERVO UNIT



Signal take-off—low inertia servo motor. Gear train and follow-up Autosyn. Stock #SD-160. Price, each... \$6.95

Also in stock—Westinghouse, Schwien, Sperry A-5 and C-1 Gyros.

SERVO MOTORS

Pioneer—CK-2 and 10047-2A for 400 cyc. Kollsman—776-01 for 400 cycles. Diehl—FP-25-3, FPE-25-11 (CDA-211052) and ZP-105-14 for 60 cycles.



Prices on Request

Radio Compass Loop LP-21-LM. Stock #SD-99. Price \$9.50 each net.

REMOTE Compass System



Kollsman transmitter and indicator. Operates from 26 volts 400 cycles. Use with Pioneer inverter. Stock #SD-22. Price less inverter, per system... \$6.95



DYNAMOTOR

D-101. 27 v. DC in @ 1.6 amps. DC output 285 v. @ .060 amps. Stock #SD-187. Price, each. \$1.50

4 Godwin Ave.

SERVO-TEK
PRODUCTS Co.
Incorporated
Surplus Division

Open account shipments to rated concerns. All prices F.O.B. Paterson, N. J.

Paterson, N. J.

GREYLOCK

A DEPENDABLE NAME IN RADIO TUBES

GT, Glass, and Miniature Types

All Tubes in Individual Cartons

1R5	3Q4	12SA7GT	} 39¢ each
1S5	3V4	12SK7GT	
1T4	6AT5	12SQ7GT	
1U4	6BA6	(and many others)	
384	6BE6		

SPECIAL OFFER! All 39c tubes may be purchased in lots of 100 assorted, at \$35 per 100.

Specials: 2E24...89c 6BG6G...89c
TERMS: Net C.O.D., F.O.B. NYC. MINIMUM ORDER \$5.00.

Write for Bargain Catalog N-4

Greylock Electronics Supply Co.
30 Church Street New York 7, N. Y.

ROTARY STEPPING SWITCHES

ALL NEW—ORIGINAL CARTONS

AUTOMATIC ELECTRIC—25 steps, 4 levels, 12V. DC. coil—Special price—\$12.50
Clare Relay—Type SD-14—20 steps, 6 levels, Coil 12V. DC. Lists at \$40.26; our price—\$13.07.

Also have Jones Plugs & Terminal Strips, 1 RPM Motor, Littelfuses' & Holders, etc. Write for list. New equipment; not surplus, but at less than surplus prices.

NEOMATIC, INC.

938 W. Washington Boulevard
Los Angeles 15, California

SAVE \$ ON RADIO SURPLUS

CHOKES
63 Henries, .018 Amp., 930 Ohms.....95c

CONDENSERS
CCA 2 MFD, 1000V (4 3/4"x3 1/2"x3 1/2").....\$1.75
CCA 8 MFD, 1000V (7"x8"x4 3/4").....2.25
DUB 1 MFD, 3000V (5"x7 3/4"x2 1/2").....2.50
FARADON .125 MFD, 1500V, 2 Amps. @ 39 K.C. (5 7/8"x5 1/2"x4").....1.25

00005 MFD, 2500 V. D.C. Trans. Mica.....35c
MIDGETT CABINET—8 1/4"x15 5/8"x4 1/4" D. Asst. Colors, Holes for Vol. Control & Var. Cond. Center Speaker.....69c
Signal Corps Phones—2 M. Ohms.....\$1.25
2 Ft. Extension Cord (Female Plug).....40c

OIL FILLED FILTER CONDENSERS
1.—MFD—2000 volts.....95c ea.
1.—MFD—1000 working volts, 4 for.....\$1.00

FAMOUS BRAND RECORD CUTTING HEAD
Size 1 3/8"x2 7/8" ready to fit your cutting arm or bracket. SPECIAL.....\$2.95

TUBULAR ELECTROLYTICS
20-20 MFD, 150 V.....29c 40-40 MFD.....38c
40-40 MFD, 150 V.....37c 150 V.....38c
30-30 MFD, 150 V.....32c

2 1/2 M.H. R.F. CHOKE COIL—27c ea. 4 for \$1.00
3 BAND OVAL DIAL—7 1/2" L x 5 1/2" H.....79c
100 RESISTOR ASST. 1/4-1/2-1 WATT.....95c

Low-Loss Short Wave Variable Condensers
1/4" Shaft Type
5 Plate—20 MMFD.....20c
9 Plate—36-40 MMFD.....25c
14 Plate—55-60 MMFD.....27c
38 Plate—130-135 MMFD.....49c
53 Plate—210-21 MMFD.....60c

Lock Type Air Trimmer Variable Condensers
3 Plate—12-15 MMFD.....10c 2 piece 5-pole
5 Plate—20 MMFD.....11c Male and Female
8 Plate—30-35 MMFD.....13c Separable plug.
10 Plate—40 MMFD.....14c Both with Flex.
14 Plate—56 MMFD.....20c Cord. A steel at
20 Plate—80-100 MMFD.....25c
27 Plate—100-110 MMFD.....35c only. .35c per pr.

4 PR. WAFER SOCKETS—\$1.49 per C. each.....3c
PHILCO 4 MF—300 V—1 3/8" CAN CONDENSER—\$8.00 per C.....10c each
W-1—10 W. 1,000 ohm Power Rheostat.....29c
5-6 PRONG WAFER SOCKETS.....\$2.50 per C
100 ASST. SOCKETS 4-5-6-7.....\$3.50 per C
1,000 OHM WIRE WOUND POTENT.....15c
30 HY-FILTER CHOKE SHIELDED.....49c
UNSHIELDED.....39c
100 ERIE-1 WATT—2,000 OHM RESIS.....\$1.15
10 WIRE WOUND RES. KIT—5-50 W. ASST.....49c
2 METER RF CHOKES.....7c
Phono PICK-UP REST. RUBBER-1 Hole MTG.....6c
2,000 ohm Wire Wound Rheostats.....\$1 per doz.
RCA-VICTOR NEEDLE CUPS—2 PIECE.....10c ea.
CARTER WIRE WOUND C.T. VARIABLE 20 OHM RESISTORS.....\$1.00 per doz.

G. E. TAPPED VOLTAGE DIVIDER—200 WATT—230 OHM WOUND ON ASBESTOS BASE—TAPPED AT 180-205 ohms.....25c
RCA 6 OHM POWER RHEOSTATS.....39c
RCA RUNNING BOARD AUTO AERIAL.....49c
PHILCO AUTO SUPPRESSOR.....5.00 pos. c. low price.
GEN. ELEC. WESTINGHOUSE, etc. 60 CYCLE WATT HOUR METERS, slightly used, perfect condition, same as used in home.....10-125 volts, price 5 Ampere.....\$3.50 10 Amps.....\$4.50

Philco rotary tap tone control.....25c
I. C. A. 30 MH RF choke.....25c
Grind your own crystals—Pure Brazilian Quartz, all sizes and thickness—1/2 lb. package.....\$1.00
340-degree dial with 10 push button attachment—1/4" shaft—ideal for Xmitters—SR Gen. or Osc.....49c

RCA Band Switches—
3 gang, 3 posit., 3 band.....30c
6 GANG, 5 posit., 4-5 band.....40c

Trimmer-Padder Asst.—all isolantite—singles, dual, triples—100 pieces.....\$2.99
5"—450 ohm AC-DC dynamic.....\$1.35
5" 5M OHM RCA SPEAKER.....1.00

ATTENTION: Prospectors
Explorers for Hidden Treasures!
Do you seek hidden treasures of rare metallic ores? If so, construct a U.S. Army Type of Metallic Mine Detector from these U.S. Army Mine Detector Amplifiers that we are offering at a 50% low price. Amplifier unit only (less tubes and batteries), with cables, headphone cord and Jack (no phones). Complete Army wiring diagram. U.S. ARMY DETECTOR SET Amplifier Type AN/PRS-1.....\$1.95
No. C.O.D.'s. Eveready 45 volt batteries.....\$4.92.
\$1.65 ea. 6 volt A. 73c, 2—1N5 tubes.....95c ea.
TUBES—6SN7—45c; 53—39c; 2A7—39c; 55—39c; 117L—89c; 27—25c; #15, same as #224—20c; 01A—29c; 31—20c; 85—25c.

DRY ELEC. FILTER COND. ASST. CONTAINS 10 PIECES ALL BRAND NEW 150-450V.....\$1.10
6 ASST. WET ELECTROLYTIC CONDENSERS.....59c
RADIO EXPERIMENTER'S SURPRISE PACKAGE—CONTAINS BYPASS & FILTER CONDENSERS, SHORT WAVE TUNING UNITS, POWER AND AUDIO TRANSFORMERS, SOCKETS, RESISTORS, CHASSIS HARDWARE, OVER 20 LBS. OF VALUABLE PARTS.....\$4.95

DRILLED CHASSIS FOR 5-6 tubes 7"x10"x1 1/4"—29c; 5"x10"x1 1/2".....25c
RCA ADJUSTABLE CODE INTERFERENCE WAVE TRAP 456-475 K.C.....39c
PHONE JACKS—OPEN & CLOSED AUTOMATIC TYPE.....18c
NATIONAL 5-15—450 VOLT CAN FILTER CONDENSER.....39c
EBY SPEAKER VOL. CONTROL—60 OHMS.....25c
SALE—PHONO CORD PLUGS—5ALE
10"—3 comp.—15c; 4 comp.—20c; 12 comp.—49c
12"—3 comp.—15c; 4 comp.—20c; 12 comp.—69c

MINIMUM ORDER \$2.00—NO C.O.D. SHIPMENTS—PLEASE INCLUDE POSTAGE
NEWARK SURPLUS MATERIALS CO.
Dept. 1
324 Plane Street NEWARK 1, N. J.

tavia, listed 11,080, is actually operating on 11,000. (*Radio Australia*)
PLB-4, 10,365, Batavia, heard with good signal in Idaho around 0830; announces "*Radio Indonesia, studio in Batavia.*" (Brain)

Iran—A recent DX broadcast from Leopoldville, Belgian Congo, listed an Iranian station on 7.857 with *English* 1515-1540. (Mueller, Ohio) (This item may have referred to GMT, in which case time would be 1015-1040 EST.—K.R.B.)

Iraq—Baghdad, 7.092, has been heard from 2335 to 0010 fade-out; amateur CW heavy but signals strong enough to read. (Kary) The 7.095 outlet until a short time ago usually signed off around 1510 after news in Arabic; occasionally plays a Western recording; recently was heard with extended program around 1430, all Western recordings until sign-off 1800 after a short newscast in Arabic; still more recently, however, has been heard regularly signing off with National Anthem around 1410, after the 1400 Arabic newscast. (Pearce, England)

Ireland—I have a vague report that *Radio Eirrean* is again heard 1710-1730 on 9.957 with newscast.

Japan—WLKS, 6.105, Kure, heard closing 0800 when announced "WLKS, Voice of the British Commonwealth in Japan, time 11 o'clock, operating on 1,470 kcs. in the broadcast band and 6.105 in 49-meter band; this is Tom—saying goodbye and wishing a very pleasant good night to you all." A few bars of "*God Save the King*" were played (Stein, Calif.)

Kenya Colony—VQ7LO, 4.885, Nairobi, relays BBC news 1300. (URDXC) Has BBC recordings 1245; at 1315 has local news from the EAST AFRICAN STANDARD, then weather forecast.

Forces Broadcasting Station, Mombassa, has returned to the air on 7.200 at 2259-0000. 0400-1400; has some QRM from Elizabethville, Belgian Congo. (Bluman, Eritrea, via ISWC)

Lebanon—Does anyone in U. S. hear Beirut, 8.020, around scheduled 2335 sign-on?

Madagascar—Tanananarive's 49-m. channel appears to be closer 6.070 than listed 6.064. (Rosenauer, Calif.)

Malaya—*Radio Malaya*, Singapore, heard Sunday at 1000 with "*Sunday Serenade*" on 4.825; on 4.780 at same time had Chinese program with woman announcer; Blue Network, 4.825, signed off 1031 (no late news); also Red Network, 4.780, signed off 1032 with "*God Save the King.*" Some days is heard signing off 4.825 at 1100. (Pearce, England)

Radio Malaya, 6.015, at Kuala Lumpur, has news and lottery results 0815. (Sandersor, Australia) Gillett, Australia, confirms that has been off frequency lately, about 6.015 where sometimes interferes with JKE, 6.015, Tokyo; is heard in West Virginia some days 0630 when woman reads news and gives market reports.
BEFBS, Singapore, tested in Feb-

TELEVISION INSTALLATION MADE EASY!



WITH EDWARDS SOUND POWER PHONES

Take guesswork out of TV antenna positioning, with Edwards Sound Power Phones. Effortless two way conversation between man positioning antenna, and assistant at TV set!

- NO BATTERIES
- TALK UP TO ONE MILE

- Ideal for
- HOUSE TO HOUSE
 - OFFICE TO SHOP
 - FIELD TESTS
 - INTER-OFFICE
 - HUNTING
 - MINING
 - GAMES

Set of two specially adapted headphones and microphones. Ample volume, excellent quality, wonderfully efficient two-way telephone system. Rugged, precision made, not a toy!

\$660 LIST

If your local jobber cannot supply you, write to

EDWARDS SALES CO.
168 Washington St. New York 6, N. Y.

WHY PAY MORE! Save on Surplus Buys



A-62 ARMY PHANTOM ANTENNA
Tunes 20-30 mc
Excellent for modulation indicators, wave and frequency meters, building transmitters and many other uses. Includes resistors, binding posts, steel case, tuning indicator, tuning dial, tuning condenser, a d coil. Worth many times more.

- WHILE THEY LAST \$1.95 POSTPAID**
- WEBSTER-RACINE magnetic cutting head. Lo imp. Brand new, boxed. \$8.50 value. POSTPAID \$1.95
 - SCPI CATHODE RAY TUBES. Brand new. Shipping wt., 4 lbs. Don't miss this. POSTPAID \$1.95
 - 1N27 XTAL DIODES. Brand new. A real buy. POSTPAID 69c ea.; 3 for \$2.00
 - PUSHBUTTON SWITCH, 4 gang, single pole, double throw, with pushbuttons. Brand new. Your opportunity to save. POSTPAID 39c ea.; 3 for \$1.00
- ORDER NOW FROM THIS AD.**

ALVARADIO, Dept. RN-18
903 S. Alvarado, Los Angeles 6, Calif.

SCHEMATICS—CONVERSIONS FOR SURPLUS GEAR

Send Stamped self-addressed envelope for free list

R. E. GOODHEART 345 1/2 N. PALM DRIVE BEVERLY HILLS, CALIF.

AUDIO ENGINEERING SCHOOL
A practical Audio engineering course in Sound Fundamentals; FILM and MAGNETIC Recording; Transmission Measurements; Monitoring and Mixing; Laboratories contain Transmission Sets, Oscillators, Harmonic Analyzer, Distortion Sets, Intermodulation Analyzer and other equipment. Recording Studio assimilating Broadcast, Motion Picture and Commercial Sound Recording; H. M. TREMAINE, Pres.-Director. Approved for Veterans and Foreign Visas.

HOLLYWOOD SOUND INSTITUTE, Inc.
1040-N North Kenmore, Hollywood 27, Calif.

ruary at 0330 on 15.300, 11.880, and at 1230 on 6.770 in preparation for relaying cricket commentaries from BBC in June. Daily schedule is now 0415-1030 on 15.300, 11.880, 6.770, and 0600-1030 on 9.690. (Cushen, N.Z.) Others report sign-off still 1130.

Manchuria—XNNR, 7.100, Harbin, is heard in an additional transmission from around 1700 to 1830 when signals are stronger in Singapore than during the 0800-0920 broadcast; call given 1800 and before closedown. (Desouza, via *Radio Australia*) Has been fair signal on West Coast mornings and has no jamming from Chungking, so must be slightly lower than 7.100 which is used by Chungking. (Dilg, Calif.)

Martinique — Fort-de-France, 9.700 heard 1820-1830 in French, fair signal. (Ferguson, N.C.)

Mexico—XEWX, 9.500, Mexico City, signs off 0115; XEQQ, 9.68, signs off 0045. (Mueller, Ohio)

While tuning for Sofia's 7.671 channel recently at 0005, Stark, Texas, found the spot occupied by X9BGC, American-Mexican Hoof and Mouth Disease Commission; said next test on 8.258, 5.869 at 0030.

Monaco—Cushen, N. Z., reports *Radio Monte Carlo* on 9.500 at 0100; heard under VL13, Sydney, N.S.W., Australia, and also heard 1500; heard testing on 11.800 from 0100 on Sundays, mixed with GWH to 0245, then at 0300 has "Bringing Christ to the Nations" (*English*). The N.Z. DX Times reports Monte Carlo testing 0800 on 17.780.

Pearce, England, confirms that Monte Carlo has been testing on 9.495, 9.465, 11.800, and 17.780; heard 0300 on 9.495 (occasionally on 9.465) in parallel with 6.035; other days on or near 11.800 in parallel with 6.035. Heard later on 9.495 but in parallel with 17.780 to 1100; 16-m. channel has bad QRM from sign-on of WNBI at 1045. The 9.495 outlet at times has QRM from OIX2, Lahti, 9.500, heard sometimes at 1645. Has been heard at 0300 on 9.495 and again from 0310; also heard from 0830 on 9.495 and 11.800, some days as late as 1100; sometimes 9.495 heard signing on again 1105, and is joined 1115 by 6.035, still on after 1300; for a few days used 9.520 but later was back on 9.495; news in French 0700. The 31-m. outlet is reported heard irregularly in New York.

Mozambique—Cushen, N.Z., reports CR7BI, 17.915, Lourenco Marques, testing weekdays 0000-0200, 1000-1100, asking for reports to Box 594, Lourenco Marques, Mozambique. (Is officially listed on this frequency with 10 kw. power.—K.R.B.)

New Zealand—*Radio New Zealand* is now operating 1500-0130 on 11.780, 15.280, relaying 2YA on weekdays and 2YA-2ZB on Sundays; broadcast is for remote parts of the Dominion with poor reception locations. (Cushen, N.Z.) However, is not reported as heard in U.S. prior to 2330.


Nicaragua—YNDG, 7.660, Leon, now

DEALERS' CHOICE


THREE DUOTONE NEEDLES PUT PEP IN ACCESSORY SALES



THE "STAR"—A top-quality sapphire-tipped needle, the Duotone "Star" has rolled up sales records in stores across the country. Entirely hand made, long-wearing, individually tested and inspected. Packed in individual transparent lucite containers. Free display cards and national advertising boost sales. List price \$5.00.



THE DURPOINT—The Duotone Durpoint answers the steady demand for a good, permanent needle at low cost. Plays thousands of records without changing. Takes additional polish from record groove, reducing surface noise and record wear. Twelve needles on an eye-catching display, each packed on individual card. List price each needle, \$1.00.



THE SHOCKPROOF NYLON—The Duotone Shockproof Nylon needle is really shockproof, will absorb shock when whole tone arm is bounced on record. Twelve needles in individual transparent plastic containers on three-dimensional self-demonstrating display. Free demonstration needle and two counter signs with each card. List price each needle, \$2.50.

THE **DUOTONE** COMPANY, INC.
799 Broadway New York 3, N. Y.

AUTOMATIC M-90 AUTO RADIO

- Six Tube Superheterodyne
- Three Gang Condenser
- Powerful, Long-Distance Reception
- Fits All Cars, Easy Installation
- Mounting Brackets Included.

Net \$29.97

MAIL US YOUR ORDERS
All orders filled within 24 hours.
Illustrated parts list on request.
Sylvania and Cunningham tubes 50% off list

Bill Sutton's Wholesale Electronics
Fifth at Commerce Fort Worth, Texas

4 SPEED MOTORS

ONLY \$8.95
Plus \$1.00 for packing and shipping
Calif. please add 20c for sales tax

Approx. .1" long

1/20th Horsepower 115 V 60 cycle AC motors with integral gear box having four 1/4" drive shafts turning simultaneously at the following speeds:
4000 RPM—Grinders, buffers, flexible shaft tools, etc.
150 RPM—Wrapping fishing rods, slow speed tools.
25 RPM—Dev. tray rocker for photo darkroom.
5 RPM—Turning barbecue spits, Adv. Disp. Beams.
A Thousand Other Uses Around the Work Shop

MONEY BACK GUARANTEE
Pulleys, Mandrels, Belts, Etc., Available.

TROUP ENGINEERING CO.
2221 B Grand Avenue Long Beach 4, Calif.

WIRE & CABLE Close-Out SALE!

FIELD TELEPHONE WIRE

Weatherproofed for outdoor or indoor uses. Ideal for Intercoms; has many other applications. Type number WD-1TT; similar to W 110B only smaller gauge each conductor approx. No. 22. Twisted pair. Priced right at more than 2¢ of wire for a penny.
1 Mile on Metal Reels, per mile **\$24.50**
1000 ft. coils.....per M **\$7.50**

COAXIAL CABLE

RG 7/U	95 ohm low capacity cable. No. 19 solid copper wrapped with a spiral plastic thread over which is extruded a tube of grade A polyethylene. Vinyl outer jacket. O. D. of .370. 1000 ft. reels.....per M \$29.75 100 ft. coils.....per 100 ft. 3.50
RG 8/U	1000 ft. reels.....per M 40.00 100 ft. coils.....per 100 ft. 5.00
RG 12/Uper ft. .14
RG 18/Uper ft. .50
RG 54/Uper ft. .05 1000 ft. reels.....per M 40.00
RG 54A/Uper ft. .07½ 1000 ft. reels.....per M 60.00
RG 55/U	53.5 ohms with a tinned double shield and a poly jacket. O. D. .206; similar to RG 29/U excepting has double shield.per ft. .07½ 1000 ft. reels.....per M 60.00
RG 57/U	Twin conductor, 95 ohm cable, for higher power applications. O. D. .625per ft. 15c

SHORT LENGTH COAXIAL CABLE

RG 5/Uper ft. 4c
RG 10/U(less armour) per ft. 4c
RG 12/U(less armour) per ft. 7c
RG 14/Uper ft. 8c
RG 29/Uper ft. 2½c
RG 35/Uper ft. 50c

SWITCHBOARD PUSH-BACK WIRE

18 solid double Celanese waxed, mfd. by Belden, all black.
1000 ft. metal spools.....per M **\$5.50**
Also No. 22 standard radio pushback wire.
1000 ft. on metal spools.....per M **\$4.50**

ANJC 48/A Hookup Wire

No. 20, white, 1000 ft. metal spools, per M **\$7.50**

RG 8/U with PL 259

27 inch length RG 8/U with a PL 259 male plug on one end; other end neatly stripped and tinned. Each.....42c **10 for \$3.95**

UG 151/U

Plug for connecting RG 17/U or RG 18/U to antenna.....each **\$4.50**

A.C. LINE CORD

18-2 POSJ approved 6 ft. cord set with bakelite cap. Other end stripped and tinned. Ready for replacement service.
Each **10c**
10 for 95c

SHIELDED No. 18 STRANDED WIRE

with plastic insulation and plastic jacket overall. O. D. .275.....per M **\$15.00**

All prices F.O.B. Chicago
Manufacturers and Jobbers: Write for quantity prices. 25% deposit with order—minimum order \$3.00

MARLAN CORP.
Dept. RN

162 North Clinton St. Chicago 6, Ill.
Phone: Financial 6-4275

announces "Radio Colonial," heard once leaving the air 2030, but later was heard signing off 2200, so 2030 may be Sunday only sign-off time. (Stark, Texas) May run later than 2200 on Saturdays.

Northern Rhodesia—Verification card received airmail from ZQP listed schedule daily to Africans 1000-1200 (1030-1130 Suns.) on 9.71, 7.22, 3.914; and to Europeans Sundays 0400-0530; QRA is Northern Rhodesia Broadcasting Station, Broadcast House, P.O. Box 209, Lusaka, Northern Rhodesia. (URDXC)

Norway—Oslo's LLN, 17.825, is heard well in New Zealand to 0235 daily. (Cushen) Gray, N.Z., reports LLK, 11.850 opening 0130 at good strength, news in Norwegian 0200. Gillett, Australia, reports the 17.825 channel heard 0800-0830 in Norwegian, but that two English announcements are usually made, announces as *Radio*

Norway and asks for reception reports, stating transmitters in 19-, 31-, and 41-m. bands are also in use.

LLG, 9.610, has fair signal around 1615 in Norwegian. (Lambach, Ill.)

Panama—HP5B, 6.030, Panama City, heard opening 0700, announcing in Spanish as "Radio Miramar." (Ferguson, N.C.)

Paraguay—ZPA-5, 11.950, Encarnacion, heard from 1845 to sign-off 2048; when tuned had "Radio Belgrano" (Argentine) relay, but latter period was own program. (Ferguson, N.C.)

Philippines—Cushen, N.Z., says KZOK is still heard with old call on 9.690 at 0530 but is "blotted out" by BFEBS, Singapore, at 0600. Desouza, Singapore, has notified *Radio Australia* that the 9.690 outlet has call of DZH5, and that DZAB is call on 860 kcs., further that announces as "The Station of the Skies." (Is this separate from old KZOK?) Cushen reports

NEXT "TOWN MEETING" TO BE HELD IN CHICAGO

The fifth and final Town Meeting of Radio Technicians will be held April 11, 12, and 13 in the Ashland Boulevard Auditorium, Chicago. Officers presiding include Roy Laird, vice-president of *Ohmite Manufacturing Company*, acting as chairman; Charles A. Hansen, *Jensen Manufacturing Company*, vice-chairman; and A. T. Alexander, *Motorola, Inc.*, program chairman. Mr. Hansen is also chairman of Electronics Parts and Equipment Manufacturers, while Mr. Alexander is chairman of the Radio Manufacturers Association's service committee.

The revised program worked out for the three-day Atlanta sessions, held January 31 through February 2, was adopted for the Chicago format, but the Chicago meeting will be staffed almost entirely with Chicago area per-

sonnel. The Atlanta program had drawn largely upon northern and mid-western manufacturers.

Only two business management papers are planned: one on shop control systems and one on merchandising of sets and services. These were quite popular in Philadelphia, New York, and Boston presentations.

Other papers include one on the Composite Television Signal, one on Interference—AM, FM, and TV, and an RMA movie-and-slide presentation on proper handling of cathode-ray tubes in installation and service operations. In addition, the antenna discussion and the one on service in the shop and necessary test equipment each have been turned into two-hour presentations.

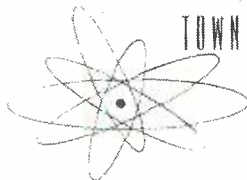
—30—

Certificate presented to servicemen and technicians at the Southern California meeting. Similar ones will be given out to those attending the Chicago Town Meetings.

Certificate of Leadership in TELEVISION

This is to certify that Sample
of _____ has demonstrated his interest in
serving America's Television Viewers through active participation in the

SOUTHERN CALIFORNIA
TOWN MEETING OF RADIO TECHNICIANS



Town Meeting of Radio Technicians
Radio Parts Industry Coordinating Committee
Amogh Sh
Chairman

Sponsored by the entire Electronics Industry to promote study and discussion of the latest techniques in installation and maintenance of television receivers

DUH5, 11.840, Manila, with news 0500, announcing "This is DZFM, The People's Station, 710 kcs. long-wave and SW on DUH2, 6.170, DUH4, 9.620, and DUH5, 11.840."

Worris, N.Y., says "Voice of America in Manila," 11.89, carries a locally-recorded Chinese transmission 0915-1015 after the Far Eastern Program (relayed from U.S.) closes down.

Poland—Warsaw, 6.215, heard from tuning 1620 to fade-out 1830 (when Latins buried it); at 1800 has news in Polish at dictation speed. (Ormond, N.C.)

Portugal—Lisbon's 15.100 outlet heard afternoons to sign-off 1800, closing with Portuguese National Anthem. (Ferguson, N.C.)

Portuguese China—British Short Wave League reports CR8AA, *Macau Radio Clube*, will re-open soon with a new transmitter; frequencies most likely to be used are listed by BSWL as 7.530, 9.230.

Portuguese Guinea—Despite the fact that the station recently wrote it had dropped 7.943 and was using 6.298, Bissau has been heard more recently over CQM-4, 7.943, signing off 1800 with "A Portuguesa." (Driver, Ohio)

Portuguese India—Cushen, N.Z., airmails that Goa verified by registered airmail in 18 days, from President of "Emissora Goa," was using 500 watts on 7.230 with NE-SW-directed dipole antenna, but lately moved to 9.610; new schedule is 0730-1040; Portuguese sessions are 0730-0830 Mondays, 0830-0930 Tuesdays, 0730-0830 Wednesdays, 0830-0930 Thursdays, 0730-0830 Fridays, 0830-0930 Saturdays, and 0830-0930 Sundays; other periods are in Marathi, Urdu, Concamin. Station informed Gillett, Australia, is using an American Federal Telephone and Radio Corporation transmitter.

Romania—Bucharest, 11.900, heard 1345 in parallel 9.250; usually has news 1500, also heard over *Romana Libera*, 6.210. (Pearce, England)

Siam—Gillett, Australia, confirms that HS8PD, Bangkok, has made a slight frequency adjustment and now seems near 6.010; news is still heard at 0615; leaves air at 0630 but later returns (probably 0700) in native language broadcast.

South Africa—Pietermaritzburg, 4.878, heard recently 1300 with organ music, few English announcements, but mostly in Afrikaans; spoiled by severe CWQRM after 1330. (Pearce, England)

Spain—Radio Sev, 7.140, heard with recordings 1430; frequency varies from 7.120. FET-22, 7.130, Oviedo, often heard with recordings 1700-1815 or 1830. *Radio Falange*, Alicante, 7.947, strong signals afternoons, takes relay from *Radio Nacional de Espana*, Madrid, 1545; heard Sundays from around 1230. (Pearce, England)

Surinam—PZC, 15.405, Paramaribo, heard with musical programs 1700-2300 sign-off. (Sutton, Ohio)

Sweden—A new list covering all transmissions from Stockholm is now available free of charge from Swedish

SEE LEO FIRST... for HALLICRAFTERS!

LIMITED OFFER—SAVE \$50

MODEL 505 TELEVISION

Regular price \$199.50 — your cost. NOW only \$149.50. Get yours while still available, save \$50. Brand new in original carton. Hallicrafters first television receiver using 7" kinescope tube. Push button tuning for all channels. Has 19 tubes plus 3 rectifiers. For operation from 115V, 60 cycles AC. Complete with all tubes ready for operation installed in beautiful hand rubbed mahogany cabinet.



\$149.50

DOWN PAYMENT \$29.90



IT'S EASY TO BUY FROM WRL

Best E-Z payment plan in the country. We finance our own paper—no red tape. Use your present equipment as a Trade-In. Write to Leo Meyerson WØGFQ for prompt personal attention.

LEO I. MEYERSON
WØGFQ—CU ON 10—20 & 75 METERS

COMPLETE LINE OF HALLICRAFTERS

T-67 (Television) Wooden Cabinet	\$299.95
T-64 (New) TV Chassis for 10 or 12 inch tube	\$169.95
S-40A	\$ 99.50
SX-43	\$189.50
S-38	\$ 49.95
R-42 Speaker	\$ 34.50
S-53	\$ 89.50
SX-62 Receiver	\$269.50
SX-42 Receiver	\$275.00

DOWN PAYMENT 20% . . . Tell me what you have to trade—Liberal allowance. Deal with WRL—The World's Most Personalized Radio Supply House—



\$189.50

DOWN PAYMENT \$37.90

SX-43

An excellent amateur communication receiver. 10 tubes plus rectifier. Frequency range continuous from 540 KC to 55 MC, and from 88 to 108 MC. Provisions for both FM and AM. For operation from 115V, 60 cycles AC. Less speaker.

SPECIAL SALE—WRL reconditioned HT-9 Transmitters (With New Guarantee) \$295.00
Write For Our Big List Of Used Equipment

WRITE - WIRE
PHONE 7795



GIANT RADIO REFERENCE MAP

Just right for your control room wall. Approximately 28"x42". Contains time zones, amateur zones, leading short-wave stations, monitoring stations. Mail Coupon Today and 25c

FREE

The most complete Ham Catalog ever assembled. Send for your copy today!



WORLD RADIO LABORATORIES
744 West Broadway
Council Bluffs, Iowa

Please send me: Radio Map List Of Used Equipment
 New Catalog Send Free Hallicrafter catalog

Name

Address

City

State

WANTED! Men and Women to Fill TOP RADIO JOBS in AM—FM—Television

If you are looking for a career with a future, why not join the hundreds of graduates from the Don Martin School of Radio arts now successfully employed in the radio industry. The demand is great for qualified radio personnel in AM—FM—Television. Train now to be an announcer, script writer, disk jockey, newscaster, or radio technician. Complete day and night classes . . . the latest equipment. Free placement service. Approved for veterans. Write for free booklet.

Don Martin School of Radio Arts
1655 North Cherokee St. Hollywood 28, Calif.

→ TUBES ←

FACTORY SEALED CARTONS, ANY ASSORTMENT—25 for \$9.95; 50 for \$18.00; 100 for \$35.00.

1R5	3S4	12SA7GT	35W4
1S5	3V4	12SJ7GT	3Z5GT
1T4	12AT6	12SK7GT	50B5
1U4	12BA6	12SQ7GT	501.6GT
3Q4	12BE6	Each	35B5 117Z3

ASSORTED BULK-PACK LOTS—25 for \$8.75—50 for \$17.00—100 for \$33.00.

The following tubes at 49c each

6AG5	6AU6	6T8
6AK5	6FNG	12AU7
6AL5	6SN7GT	19T8

MANY OTHER TUBE TYPES AVAILABLE. SEND FOR FREE LIST.

Complete stock of replacement parts available for the RCA 630TS TV Receiver.

Send for our parts bargain list.
HALLMARK ELECTRONIC CORPORATION
592 Communipaw Ave.
Jersey City 4, New Jersey BERgen 4-6365

INSTALLATION

COST IS ZERO



Radion INDOOR T·V ANTENNA

OVER 100,000 IN USE **\$6.95** list

The standard, proven indoor antenna. Used by leading TV set manufacturers.


Comes complete and ready to attach, with 12 feet of 300 ohm lead-in. Has weighted base of black bakelite, telescopic arms of polished nickel. Stands 19" high, arms extend to 92".

Radion can be set up and positioned for direction and channel—from the set, the piano, desk, window ledge, etc. At your distributor or dealer, or write for information to:

RADION MFG. CO.
1137 MILWAUKEE AVE. • CHICAGO 22, ILL.

While They Last! RCA Coin Operated TABLE MODEL

Plays 2 hours for 25¢; can be adjusted to play without coin insertion if desired



Powerful Golden-Voiced

Made for hotels, tourist camps, institution use—ORIGINALLY SOLD FOR \$100.00.

- 6-tube superheterodyne
- 2-wave bands, foreign and domestic
- Made by world's largest radio manufacturer (name is on each set)
- Built-in antenna

\$34.50
F.O.B. Chicago

A terrific scoop . . . we pass the savings on to you. These excellent radios originally sold for \$100.00. We bought the entire overstock at a fraction of production cost. MAIL ORDERS FILLED IMMEDIATELY, while stock lasts. Send 25¢ with order.

BRADLEY ASSOCIATES, INC., Dept. RN
1652 N. Damen Ave., Chicago 47, Illinois

EASY TO LEARN CODE

It is easy to learn or increase speed with an Instructograph Code Teacher. Affords the quickest and most practical method yet developed. For beginners or advanced students. Available tapes from beginner's alphabet to typical messages on all subjects. Speed range 5 to 40 WPM. Always ready—no QRM.



ENDORSED BY THOUSANDS!

The Instructograph Code Teacher literally takes the place of an operator-instructor and enables anyone to learn and master code without further assistance. Thousands of successful operators have "acquired the code" with the Instructograph System. Write today for convenient rental and purchase plans.

INSTRUCTOGRAPH COMPANY

4711 SHERIDAN ROAD, CHICAGO 40, ILLINOIS



SURPRISE PACKAGE

CONTAINS OVER \$2.50 WORTH OF Radio Parts such as superhet varcond., Elect. cond., coils, vol. controls, by-pass Micas, Resistors, TRANSISTORS, etc.

All parts listed in our catalog. Please enclose postage 5 lbs. **RADIO MAIL ORDERS** Dept. RN, 75 Barclay St., New York 7, N. Y.

Broadcasting Corporation, Short-wave Section, Stockholm, Sweden. (Swedish DX session)

Ormond, N.C., reports good signal from the 6.065 outlet, coming on 0015 with Home Service.

Switzerland—Berne has recently been heard in United Kingdom at 1415-1515 over new (announced) 9.665. (Pearce, England) This is good level here in East and recently was heard closing down 1530.

Syria—A British DX-er has informed the Swedish DX broadcast that Damascus has been heard on 7.090 at 1300-1400, often to 1420. May be confused with Baghdad, 7.092.

Tahiti—Stark, Texas, still hears a station on Tuesdays and Fridays on 6.980 around 2300-2345 that he believes is Papete, but he has not positively identified it as such.

Tangier Zone—Radio International sent usual verification card for report on broadcast heard on 6.115, but still said 6.200. (Pearce, England)

Tibet—I have heard a vague rumor that a station is now transmitting from Lhasa. Does anyone have details?

Trinidad—Trinidad Broadcasting Co., Ltd., Broadcasting House, Port-of-Spain, Trinidad, B.W.I., in verifying for Novomestky, Puerto Rico, listed channels of 9.625 and 1.295 kcs., and gave schedules as Sundays 0600-1400, 1600-2200; Mondays through Saturdays, 0600-0900, 1100-1400, 1600-2200.

Turkey—Nezih Manyas, who was in charge of Radio Ankara's Foreign Language broadcasts 1939-1947, and who is now with the Turkish Information Office, 444 East 52nd St., New York 22, New York, is anxious to receive reports on reception of Ankara's English-language programs as heard in the U.S.

Vatican—URDXC reports HVJ, 9.660, 5.970, heard in England 1315 with news. Recently, HVJ has been heard with news 1315 on 5.970 and 9.645 (low side of Cyprus, 9.650); at 1330 announced broadcast in French would be heard in 15 minutes on 5.970 and 6.190, reports Pearce, England.

Ormond, N.C., reports HVJ on 11.680 (listed 11.685) closing news in Italian 1547 (was on Thurs. when station closes down later than usual, he said); good level.

Venezuela—This country has recently made many changes in calls.

YVKC, 3.550 (announced frequency and call sign), Radio Libertador, Caracas, signs off 2230; YV3RN, 4.940, Barquisimeto, heard 2200-2230 but latter is apparently not sign-off time; YVKB, 5.057, Radio Cultura, Caracas, heard 2000-2030. (McPheeters, La.)

Yugoslavia—URDXC reports Belgrade, 6.100, with news 1215, 1700.

United Nations—Schedules of United Nations Radio, Lake Success, New York, as furnished by Worris, N.Y., are—1000-1025 to Russia, CKNC, 17.82, CKCX, 15.19; 1030-1815 to Europe and Middle East, WNRA, 21.61 (1030-1430), WNRI, 18.16 (1030-1415), WOOC, 15.13 (1030-1815), WNRA, 11.77 (1500-1815).

AIRCRAFT RADIO SPECIALS

SCR522 NEW \$100.00. Completely overhauled, like new \$75.00. Accessories extra.
SCR269F NEW \$130.00. AN/ARN7 NEW \$145.00. Complete less inverter. Original packing.
RC103 (BC733D) complete installation including cables, NEW \$75.00. Original packing.
SCR274N (3 receivers and 2 transmitters) complete w/all accessories. NEW \$165.00.
BC732A Control Head NEW \$2.50, used 69c. SW172A relay \$4.50. SW182A relay \$4.00.
Dual trans. rack SCR274N 89c. Single rack \$1.95. Mountings \$1.50. All NEW.
Tuning crank for SCR274N 69c. For MN26 & ARN7 99c. For ARB (includes dial) \$1.35.
JB46, JB87, JB94 Junction Box w/cables \$14.50. PU7/AP Power Unit NEW \$17.50.
DM21M Dynamotor w/filter NEW \$3.45. DY21/ARC3 NEW \$4.50. PE73 used \$3.95.
MC211A right angle drive for SCR274N each 75c. MC136 for ARN7 each 95c.
TU7, TU8, TU9, TU22, TU26 Tuning Units for BC375 used, clean \$1.95. 1-82A NEW \$7.50.
Plugs for APN1, ARN5, BC733, BC348, SCR183, PL148A, PL152A, PL153A, PL179 each 59c.
Tuning shafts for SCR274N, ARC5, MN26, ARN7, BC433, ARB in lengths up to 15 feet. Complete assembly NEW \$2.50. (Specify approximate length desired.)
Schematic diagrams for 15 surplus aircraft sets. A must for any shop. Per set \$2.50.

Long Island Radio Co., 164-21 Northern Boulevard, Flushing, N. Y.

Export Reg. No. 2490

Tel. Independence 3-2200

Cable LONISRAD

(Times given are outside limits—schedules vary according to length of meetings.) At 1330-1410 to Europe and Middle East, WNRA, 21.61, WNRI, 18.16, WOOC, 15.13 (English at 1350-1355, 1400-1410). At 1800-1900 to Latin America, WRCA, 15.21, WNRX, 9.67, WLWR1, 11.71, WLWR2, 15.33, WCBX, 17.83. At 2100-2200 to Latin America, WRUL, 11.79, WRUW, 9.57. At 2310-2335 to Australasia, CHOL, 11.72, CKCS, 15.32; English throughout and runs to 2350 on Fridays; foregoing to Australasia is presumably except Sun., Mon. At 0215-0345 to Transpacific, KNBA, 6.06, KNBI, 9.65, KRHO, 15.13, Manila, 15.33; English, 0215-0220, 0230-0235, 0300-0315; this is presumably except Mondays.

United States—G. F. Meyer, Jr., operator in charge, Radio Station WFN, 439 N. Preston St., Louisville, Kentucky, USA, writes—"I would like signal reports on this station and will answer and verify all reports received, regardless of origin." Gave station data as WFN, 100 watts, transmitter WE 23B Mod., type sta. Marine Radiophone working boats on Ohio and Mississippi Rivers; operates weekdays 0200-1700 and Sundays 0900-1300; frequencies are 8.840 (Channel 6) and 6.455 (Channel 2).

USSR—URDXC lists call of Russian on 5.979 as RTH; location is believed Yakutsk A.S.S.R.

Balbi, Calif., reports the Petropavlosk station on 6.075 has not been heard recently; may be off the air or moved.

Moscow has dropped morning beam to North America; has evening sessions 1820-1930, 15.23, 11.72, 7.36, 7.29, 11.88; 2030-2215, 15.23, 11.72, 7.36, 7.29, 11.88, 9.6. (Ormond, N.C.) The 11.72 channel seems best.

Leningrad, 11.63, has news 0230. (Bellington, N.Y.)

Last Minute Tips

Howard R. Boyle, Chief Engineer, Armed Forces Radio Service, "Far East Network," Radio Tokyo Building, Tokyo, Japan (letter came from A.P.O. No. 500, c/o P.M., San Francisco, California, USA), informs me that present set-up is WVTR, 870 kcs., Tokyo; JKE, 6.015, Yamata; JKL-2, 9.605, Nazaki; and JKL-1, 4.860. He added: "I would also like to inform you that we are only able to verify DX listeners' reports originating in the United States. International Reply Coupons from other countries are invalid at this time in Japan." Sent along a sample of verification card, quite attractive.

A station heard by Hankins, Pa., on approximately 9.650, signing off recently 2200 may be new HOJA, Chitre, Panama, "Radio Provincias," on 9.642; power is probably only 300 watts.

An AP dispatch from Leopoldville, Belgian Congo, recently stated that "tom-tom beaters in the Belgian Congo are sadly packing away their instruments. Their domain was invaded by the white man's tom-tom—radio. The Belgian Congo Radio started a new

BUY COMET OUTSTANDING VALUES!



TRANSMITTERS & RECEIVERS
 Transceiver SCR-AK-183 12 volt supply Frequency Range 2500-7700 KC. will transmit unmodulated, tone-modulated or voice-modulated signals. New. Complete. \$54.00
 BC-325 Transmitter 400 W.A-1. 100W A2 and A3 1.5 to 18.0 MC. or X'tal Control on 6 Frequencies. Operates from 110/220 Single Phase 60 Cycle New. \$700.00
 BC-447 300 W. A1. 2-Channel Transmitter complete & self-contained in one cabinet frequency range 4.0 to 13.4 MC operates from 110/200V 50 60 Cycle Single Phase. New. \$600.00

ROUND PANEL METERS

0-4 RF Amps	GE	2"	\$4.00
0-5 RF Amps	Weston	3 1/2"	4.50
0-15 RF Amps	GE	2 1/2"	3.75
0-100 MA DC	Simpson	3"	3.75
0-300 MA DC	Simpson	3 1/2"	4.25
0-50 MA DC	Weston	3 1/2"	4.25
with 50 MA	Shunt		
0-8 Amps DC	Mc Clin.	2 3/4"	1.95
0-50 Amps DC	Weston	3 1/2"	4.75
0-100 Amps DC	Hoyt	3"	5.95
0-3 Volts DC	Green	3 1/2"	2.50
0-15 Volts AC	GE	3 1/2"	4.95
10-076DB	Weston	2 1/2"	4.50
Time Meter			
115 V 60 Cy	GE	3 1/2"	5.85

CODE EQUIPMENT

Tape Puller and Rewinder BOHME 4-F.P.L.	\$44.95
Tape Puller BOHME 11P	\$9.95
Tape Bridge BOHME 4-K.	5.95
Tape Stand McElroy TS-915	1.45
16 MM Motion Picture Film Reel, 400'	\$0.75
Tape Head McElroy "Cummer" 16MM	4.45
Metal 16MM 400' Capacity	50.50
Signal Ink Recorder SR 900 with Amplifier and Leveler SL 900	
Record Perfect Block Signal at Speeds above 200 Words per minute	\$35.95

TUBES

2C14	\$0.65	1G29	\$0.28
2X2A	.55	8011	.65
2X2/797	.45	8012	1.30
312B	3.35	9006	.25
15E	1.00	31P1	1.35
15H	.85	5CP1	1.95
39/44	.45	5B14	3.90
274B	.95	CE072	1.50
712A	1.45	CR172	1.80
805	2.75	FG-17	2.80
807	3.90	HY615	.45
807	1.15	HK-72	1.50
810	6.10	HK-73	3.50
811	1.40	VT-127A	2.49
815	1.45	2A3	1.00
830A	5.00	G16	.35
830B	5.00	G16	.35
832A	2.50	6H17	.45
1405	.35	6Y6GT	.80
1616	.75	2525	.45

VARIABLE AIR CAPACITORS

1.5-10 Mfd	4 plates	SD	\$0.15
2.6-10.3 Mfd	3 plates	SD	.20
5.5-57 Mfd	16 plates	SD	.25
6-20 Mfd	3 plates	1/2" SH	.20
35 Mfd Max	10 plates	SD	.20
75 Mfd Max	22 plates	SD	.45
33-435 Mfd	1/2" shaft		1.25
7-100 Mfd	14 plates 1/2" SH		.79

POTENTIOMETERS

Cat. No.	Wire Wound	Ohms	Watts	Taper	Bushing	Shaft	Mfg'r	Each	Ten
.089	100	20	2	L	1/8"	3/8"	Chic. Tel.	\$0.25	\$0.20
.176B	200	20	2	L	3/8"	1 1/8"		.25	.20
.03985	50,000	2	2	L	3/8"	1 1/8"	Wirt	.30	.25
.094	200	3	3	L	1/2"	3/8"	Chic. Tel.	.25	.20
.03683	1000	3	3	L	1/2"	3/8"	Trefz	.25	.20
.03983	5000	3	3	L	1/2"	2 1/4"	Trefz	.25	.20
.02885	15	25	15	L	1/2"	1 1/8"	Dejur	.45	.40
Ohmite	20	25	20	L	1/2"	1 1/8"	Ohmite	.45	.40
.048B1	50	25	50	L	1/2"	1 1/8"	Dejur	.50	.40
Ohmite	100	25	100	L	1/2"	1 1/8"	Ohmite	.55	.50
.147B1	200	25	200	L	1/2"	1 1/8"	Dejur	.55	.50
.032B1	500	25	500	L	1/2"	1 1/8"	Dejur	.60	.55
.155B1	15,000	25	15,000	L	1/2"	1 1/8"	Dejur	.70	.65
.105	20,000	25	20,000	L	1/2"	1 1/8"	Dejur	.85	.70
.079	400/400	50	50	L	1/2"	1 1/8"	Dejur	1.10	.95
Ohmite	800	50	800	L	1/2"	1 1/8"	Ohmite	1.10	.95
Helipot	20,000	05 1/2"	5	L	1/2"	1 1/8"	Gibbs	4.50	4.00
.171B1	100,000	1	1	L	1/2"	1 1/8"	Claroat	.25	.20
.202B1	200,000	1	1	L	1/2"	1 1/8"	Claroat	.25	.20
.101	500	2	2	L	1/2"	1 1/8"	A B	.25	.20
.134P1	20,000	2	2	L	1/2"	1 1/8"	A B	.25	.20
.085	50,000	2	2	L	1/2"	1 1/8"	A B	.25	.20
.086	100,000	2	2	L	1/2"	1 1/8"	A B	.25	.20
.087	200,000	2	2	L	1/2"	1 1/8"	A B	.25	.20
N139	1 MEG	2	2	L	1/2"	1 1/8"	A B	.40	.35

CAPACITORS

4MFD	50VDC	Ea.	Ten
1MFD	100VDC	\$0.35	\$0.30
2 x 25MFD	400VDC	.19	.15
05MFD	600VDC	.20	.15
25MFD	600VDC	.25	.20
1MFD	600VDC	.25	.20
05MFD	1000VDC	.50	.45
2 x 1MFD	1000VDC	.60	.55

ELECTROLYTICS

2500MFD	3VDC	.15	.10
25MFD	25VDC	.20	.15
150MFD	50VDC	.25	.20
500MFD	200VDC	1.00	.90

PAPER

.05MFD	200VDC Net. Case Tub.	10	.05
.07MFD	800VDC Met. Case Tub.	10	.05
8-8MFD	600VDC Tube Filtermite	1.00	.90
3 x 8MFD	600VDC	1.45	1.25
8-8-4MFD	600VDC	1.45	1.25

TRANSMITTING MICA

0002MFD	6000VDC 1.5A @ 300 KC	6.95	6.75
0012MFD	20000VDC	23.95	21.95

OIL-FILLED GEYRANO

5-5MFD	400VDC	\$0.35	\$0.30
2MFD	600VDC	.35	.30
4MFD	600VDC	.35	.30
6MFD	600VDC	.55	.50
8MFD	600VDC	.89	.85
10MFD	600VDC	1.10	1.00
4MFD	700VDC	.65	.60
2MFD	1000VDC	.55	.50
10MFD	1000VDC	1.80	1.65
5MFD	1000VDC	1.65	1.50
1MFD	1500VDC	1.90	1.75
25MFD	3000VDC	1.95	1.60
1MFD	7500VDC	1.50	1.25
1MFD	12000VDC	9.50	9.00
0008MFD	15000VDC	6.95	6.50
045MFD	16000VDC	3.25	2.95

POWER EQUIPMENT

PE-151	12VDC output 110VAC 150W	\$10.95
ATR	12VDC 110VAC 50/60 cycle 100W	16.75
Voltage Regulator	95/130V 1.25 Amps 60 cycle out-put 115V 60 W	9.50
PE-100	Dynamotor 6VDC 7 1/2 Amp out. 230VDC @ 0.1 Amp. Synchro. Slot 10 # 5HSF	49.95
Vibracut	115-00 VAC 400CY. 12VDC Selsyn Generator. Pri. 110V Sec. 55V 60 CY.	3.75
Vibracut	250V @ 70 MA Synchro- nous output Millidy. 12VDC	4.75

PLUGS & COAX CONNECTORS

PL-150	Plug for Dynamotor Socket on Xmitter RC-221	\$0.39
2-PL-55	Plugs on "35" Cord.	.39
JK-26	for Cord	.20
JK-26 and PL-55	on 67" Cord Connector UG-24U	.50
PL-250	Connector-Plug Amphenol AN-3102-10S-2P	.39
AN-3102-16S-8S		.55
AN-3102-18-8S		.55
AN-3102-28-15S		.60
AN-3106-28-15S		.85
AN-3108-12-5S		.60
AN-3108-16S-1S		.65
07-3108-10S-658S		.30

ROTARY SWITCHES

Pole	Position	Section	Shaft	Price
4	4	6		\$0.30
4	10	4	1"	.35
2	8	2	2 1/2"	.30
4	10	2	3"	.35
4	12	2	4" on off	.45
2	5	3	1/2" off	.40
2	W/Knob	8	Contact	.33
2	Pole 8	Position 2	Section	1.45
30A.	9KVA	Flash Over		1.45

TRANSFORMERS

115V	0.12A	60 Cycle Sec.	6.60V @ 0.6A 200V Ins.	
2.6V	@ 1.75A	2700V Ins.		\$2.95
115V	0.7A	60 Cycle Sec.	6.4V @ 10A 6.3V @ 0.6A	3.25

TIME DELAY SWITCHES

3	Second and 90 Second Spot	120V 10 Amp. Motor 120 VAC Cramer		Ea. \$2.95
1	Minute-Motor	115V 60 Cy. ENC. in metal water proof case		\$3.25
3	Sec. Min. 40 Sec. Max.	110V 60 Cy. Nor. Open Adlake Mercury Time Delay		\$8.95
Time Delay	Relay 600V Max	24-18 Amp. Square D Co. Type Spl.		\$14.95

SPECIALS

200 K.C. Crystal in Holder	S 1.35
Cord-CP-501A Part of SCR-284 Connects RC-654 Transceiver to GN-45 Gen.	1.59
BC-3480 Variable Condenser	2.50
Meter Multiplier 2.5 Meg. 2500V Simpson	2.25
50V Tube Socket Ceramic Base	.19
IA-20 Power Supply for 13C-312 Rec.	12.50
Test Equipment IE-36 for Trouble Shooting Tests of SCR-922 & SCR-542 Transceivers.	39.95

TERMS: Mail orders promptly filled—all prices F.O.B. Boston, Mass. Send M.O. or check. Shipping charges sent C.O.D. Minimum order \$5.00. 25% deposit required with all orders.

SEND FOR OUR CATALOGUE NOW!

Inquiries from Dealers, Schools and Industrial Firms Invited

COMET ELECTRONIC SALES CO.
 22 Washington St. Brighton 35, Mass.
 BEacon 2-7863

RCA RADIO and TELEVISION
 Thorough Training in All Technical Phases
 APPROVED FOR VETERANS
WEEKLY RATES **DAYS—EVENINGS**
 RCA GRADUATES ARE IN DEMAND
 For Free Catalog write Dept. RN-49
 RCA INSTITUTES, Inc.
 A Service of Radio Corporation of America
 350 West 4th St., New York 14, N. Y.

TELEVISION RECEIVER—\$1.00
 Complete instructions for building your own television receiver. 16 pages—11" x 17" of pictures, pictorial diagrams, clarified schematics, 17" x 22" complete schematic diagram and chassis layout. Also booklet of alignment instructions, voltage and resistance tables and trouble-shooting hints.
 —All for \$1.00.
CERTIFIED TELEVISION LABORATORIES
 5507-13th Ave., Brooklyn 19, N. Y.

UTICA TOOLS
 For More Tool Mileage

TOOL No. 91
 4", 6", 8", 10", 12"
 Adjustable Steel Wrench

SEE YOUR DEALER

UTICA DROP FORGE & TOOL CORP.
 UTICA 4, NEW YORK

WHERE TO BUY IT . . .
WHOLESALE RADIO
of Baltimore

Harrison PORTABLE WIRE RECORDER



Phono Combination
\$8743

Ideal for professional, commercial, or personal recording. Records from phonograph, record, or mike. Plays 10" & 12" records. 6 tubes. Automatic shutoff. Mike. Roll out control panel. Public address system. 15 min. spool of wire. Weight: 23 lbs. Size 8 1/2" x 10" x 14 1/2".

Eliminates Costly Outdoor T.V. Antennas

Jerrold T.V. ANTENNA
Combination indoor Antenna & Booster.

An adjustable dipole with built-in high gain pre-amplifier that tunes all T.V. channels and the F.M. band. Provides reception as clear and brilliant as outdoor antenna. Order Jerrold Model TV-IN.

\$2550



Webster Dual Speed Changer

78 or 33 1/3 R.P.M.

Plays 10" or 12" Records



\$2892

Plays standard and micro-groove records. Has famous Webster micro-groove pick-up, with long-life needle. Order Model 246.

BUILD YOUR OWN TELEVISION!

With Philmore's Easy-To-Assemble T.V. Kit
Duplicating the Famous 630 T.S.
Developed by R.C.A.

COMPLETE
\$19850

(Less Cabinet)

Recognized by outstanding engineers as the foremost set in television. Kit is complete with 30 tubes including 10" picture tube . . . with wire, solder, and mounting hardware. You get three blueprints with easy-to-follow, step-by-step instructions plus a schematic and pictorial parts layout. The front end is factory pre-wired and aligned. All sockets are assembled to the chassis. Order Model U-30.

Model P-30 same as above with picture and I.F. Sound stages pre-wired and Aligned . . . \$205.00
T.V. Cabinet for R.C.A. 630 T.S. . . . \$33.75

WHEELER Sound Powered TELEPHONE HAND SET



No Batteries • No Power Supply
Satisfactory operation up to 25 miles with #16 twisted wire; up to 15 miles with #19 twisted. High fidelity speech transmission. Perfect for stores, shops, homes and installers of radio and television antennas. Order Model **\$875**
SPT-102.

WRITE DEPT. QR-75 TODAY FOR OUR FREE MONTHLY "FYI" BULLETIN
Phone MUIberry 2134

WHOLESALE RADIO PARTS CO., Inc.
311 W. Baltimore St.
BALTIMORE 1, MD.

service to the natives in six local dialects. The service is staffed almost exclusively by the Negroes." *I wonder if this refers to Radio Congo Belge or Radio Congolia?*

Dilg, Calif. flashes that an "unknown" around 6.230 is definitely *not* Pakistan as formerly thought, but is a Chinese station; is badly CWORM'd, but there is no mistaking Chinese dialects; may be Communist-controlled since does *not* carry National Programs of either Nanking or Chungking key stations; heard *before* 0730 and to *after* 0900.

Gillett, Australia, confirms to me that *Radio Sario*, Menado, Celebes, is currently on 9.720. Stark, Texas, flashed at press time that this station is heard at 0530 in clear, good signal; still announces "Menado, Radio Sario."

Radio National Belge gives schedule on 17.840 as 1100-1200, 1600-1700. (Martin, Ohio) Is located near Brussels.

Elizabethville, Belgian Congo, 7.200, has been blotted out recently by the Forces Broadcasting Station, Mombasa, Kenya Colony, moved to this spot. (Bluman, Eritrea, via ISWC)

Dilg, Calif., says the French-speaking station on about 7.210, believed Saigon, seems to relay Paris, signs off about 1030; same program noted on approx. 6.090, 6.195, 11.780; key Paris station is on 17.850 and is audible on West Coast also; all have fair signals.

ZBW-3, 9.525. Hong Kong, heard in England to closedown 1000. (Ward)

The Asiatic station in vicinity of 6.229 mornings may be at or near Rawalpindi, seat of the Azad Kashmir Government.

The N.Z. DX-TRA reports that Tebrau, 26 miles from Johore, Behru, in Malaya, is the site where four 100 kw. BBC transmitters are to be erected to relay BBC's Far Eastern Service. BBC engineers are ready to begin construction on the site although transmitters are still in England.


Latest available schedules of Rangoon, Burma, are 2000-2130 (except Sun.) on 6.035 in Burmese; 2015-2030 (except Sun.) on 9.540 in *English*; 0030-0115 (except Mon.) on 6.035, 9.540 in Burmese; 0115-0145 (except Mon.) on 6.035, 9.540 in *English*; 0145-0230 (except Mon.) on 6.035, 9.540 in Burmese; 0645-0700 (except Mon.) on 6.035 in Hindustani; 0700-0915 (except Mon.) on 6.025 in Burmese; 0645-0915 (Mon. *only*) on 6.035 in Burmese; 0915-1015 daily on 6.035 in *English*. (Worris, N.Y.)

While Canada has 13-m. channels assigned, it has no facilities at present for utilizing the 21-mc. band. (Worris, N.Y.)

A Greek friend has advised Foerster, Ill., that the Greek Army Radio operates from Athens on 6.415 at 0130-0900, 1145-1500, and 1700-2200; and from Larissa 0130-0900, 1300-1400, 1830-2200 on 6.745.

OTC now has an "International Goodwill Station Club," P.O. Box 505, Leopoldville, Belgian Congo; dues for

PROP PITCH MOTORS



\$11.95

For your beam antenna, all 7000 to 1 ratio, 1/4 RPM. 24 VAC. 8 AMP. with 1/2 HP Motor. Shipping wt. 70 lbs.

NEVER USED—COMPLETELY TESTED



TOBE LINE FILTERS

30 Amp. 250 VAC/DC 0.15 to 1000 mc's Cont. duty \$2.50 ea. 2 for \$4.00. . . .

3" Ward Leonard Rheostat

150, 200, 500 ohm, 100 wt. Screw driver adj. Each \$1.50

LABORATORY PRECISION POTENTIOMETER

20,000 ohm wire wound, 5 wt.	Each \$5.25
.1 Mfd. .5 Mfd. oil filled condenser, 200075
150 Resistors, all colored, coded	1.00
30 Wire Wound Resistors	1.00
25 400 & 800 V. Condensers	1.00
10 Oil filled Condensers	1.00
30 Terminal strips, 1 to 44 lugs	1.00

BILEY CRYSTALS

7660KC. 7970KC. 8245.71KC. 8248KC. 8252.73KC. 8351.23KC. 8356KC. 8360KC. 8361.43KC. 8362.5KC. 8367.27KC. 8476KC. 8477.14KC. 8480KC. 8488KC. Individually boxed, 3 for \$1.00
Minimum order \$2.00. Ohio Buyers add 3% Sales Tax.

WESTERN SALES CO.

Ph. Main 1052
1218 Prospect Ave., Cleveland 15, Ohio

CODE SENDING RECEIVING SPEED

Free Book

HIGH SPEED

WITHOUT NERVOUS TENSION

REVEALING BOOK shows how "crack" operators develop high speed and proficiency. Learn code for Amateur or Commercial Radiotelegraph License, or improve your sending and receiving with the Candler System which develops radiotelegraph experts and code champions.

CANDLER SYSTEM Box 928, Dept. 2-D, Denver, Colorado

New Aid for Servicing TEST LEAD SUPPORT

- ☆ Keeps leads untangled and off of bench.
- ☆ Makes instrument portable without winding or removing leads.
- ☆ Keeps test prods poised at face of associated instrument.
- ☆ Flexible spring steel deflects in any direction and returns to normal.
- ☆ Readily attaches to bottom of any instrument with self-tapping screw supplied. Requires only drilling of 3/32" hole. May also attach to bench.
- ☆ Easily handles leads up to 3/16" diameter.

Price Only 30¢ Postpaid. Send Coupon Below.

Southwest Engineering & Electronics
Box 297, St. Louis 3, Mo.

Rush me Test Lead Supports for which I am enclosing in Cash, Check, or Money Order.

Send to _____
Street _____
City _____ State _____

U.S. are \$1.00 by International Postal Money Order. (Gaynor, Calif.)

Winter Edition of **WORLD RADIO HANDBOOK** is still available for \$1.25, postpaid, direct from Ben E. Wilbur, 32 Whittlesey Ave., East Orange, New Jersey.

HJKJ, 6.160, Colombia, verified for Hankins, Pa., listing frequencies of 970 kcs. and 6.160, both with 10 kw. Stated "our equipment is entirely constructed here by us." QRA appears *Emissora Nueva Granada, LTDA*, Bogota, Colombia (Apartado Nacional 509).

Russell Henderson, Swiss Short-wave Service, Berne, informs me that Berne's two new 100 kw. transmitters now make it possible to broadcast around 170 hours per week instead of former 135 hours. Schedules will be changed this month, watch for announcements.

Acknowledgement

Please keep the FB reports coming in, fellows... especially about stations going on Summer Time schedules. Thanks! —K.R.B.

"TV SERVICING IS EASY"

ACCORDING to a report made public recently by Frank W. Mansfield, director of sales research for Sylvania Electric Products Inc., servicemen are experiencing little difficulty in handling television servicing.

The statement, according to Mr. Mansfield, is based on the findings of a recent survey in which several hundred television dealers, representing a good cross-section by size, type of establishment, and geographic areas, were interviewed.

According to the report, dealers feel that the sets are performing well. 57 per-cent said that sets were performing extremely well and 27 per-cent admitted that they required only occasional service. Only 7 per-cent reported continual trouble. The remaining 8 per-cent said they lacked first-hand experience to qualify an intelligent opinion.

Of the dealers interviewed, 21 per-cent do all of their repair work in their own shops; 59 per-cent farm all of it out; and 20 per-cent divide service work between their own and other shops.

Dealers reported that 10" screen receivers were the best sellers in 84 per-cent of the cases, 6 per-cent said the 12" receivers went over best, 9 per-cent had the largest turnover on the 7" sets, and 1 per-cent said their customers favored the large direct-view and projection types.

That they feel that this situation will change in 1949 was indicated by their answers to the question "What type of television set will be the best seller in 1949?" About 42 per-cent said 10" models, 44 per-cent said 12" units, 2 per-cent thought the 7" sets would go over best, while 12 per-cent backed the larger screen sizes and projection models.

Among the larger outlets 44 per-cent say they can't get enough sets. Only 6 per-cent feel that supply exceeds demand. Among the smaller outlets 19 per-cent report they can't get enough sets although 12 per-cent say they feel supply exceeds demand.

LIVE WIRE NEWS!

<p>(1)—Vibrator Mallory Vibrator VPG 369, input 12V. DC; Output 250 volts @ 70 Ma: \$3.75 New.....</p>	<p>(2)—Capacitor—Fixed Dual: 2 mfd. 1,000 volts DCW 6 mfc. 800 volts DCW oil-filled & impregnated metal can 2 3/4"x2 3/4"x4 1/4" 4 mounting studs... \$1.45</p>	<p>(3)—Cornell-Dubilier Condenser 0.12 mfd, 25,000 volts DC. Diameter—2". Length—1 3/8"..... \$4.50</p>
--	---	---

TOTE LITE
Operates on 2 45 volt "B" batteries with neon tube.
BRAND NEW
\$6.85
Less Batteries

RADIO TELEGRAPH XMTR T-50M
Semi-portable operation. Freq. range: 1500 to 12000 kc. Power output 50 watts or greater. Power source—110-115 volts AC 60 cycles. Carrying case, spare parts and extra tubes included. **NEW \$75.00**

BC-223 TRANSMITTER
Frequency coverage 2000 kc to 4500 kc. Four pre-selected crystal frequencies or M.O. control. Uses 801 Osc, 801 PA-2-16 Modulator, and 1-46 speech amplifier. Output 10 to 25 watt on CW phone or tone. Freq. charts, schematics, tuning units in cases. Shock-mounted base. Less crystals and power supply. Operation 12 volts, part of SCR-245.
BRAND NEW \$24.50

SURPLUS CATHODE RAY TUBES
EXTRA SPECIAL
Only
\$1.45
—5BP1 (green screen) Surplus CRT tubes, brand new in original boxes. Get yours while the supply lasts. Shpg. wt. 5 lbs. Shipped Extras only. Lots of 2..... **\$1.45 Ea.**

EE-8 FIELD TELEPHONES
New Condition
\$15.00 ea.

BOEHME high speed telegraph transmission and recording equipment in stock for immediate delivery.

RADCOM

ENGINEERING COMPANY

165 BROADWAY NEW YORK 6, N. Y. WORTH 4-3782

20% deposit required on all orders. F. O. B. Newark, N.J.

ALL PRICES SUBJECT TO CHANGE WITHOUT NOTICE

LEARN TELEVISION ELECTRONICS RADIO

Modern Completely Equipped Laboratories

DAY AND EVENING CLASSES

G.I. Approved—Veterans Receive Subsistence

ENROLL NOW!

ELECTRONICS INSTITUTE, INC.
21 Henry, Detroit 1, Mich.

ELECTRONIC TUBES

Jan—Cathode Ray—UHF—H. V. Rect. Spec. Purp.

3DP1	2.35	304TH	3.45	800	.98
4AP10	3.85	371A/B	.98	864	.19
5AP1	2.75	393A	3.95	878	2.45
5AP4	4.75	394A	2.85	1624	1.49
5BP4	4.65	408U	.09	1630	.94
5CP1	2.75	434A	3.35	8013	1.90
9GP7	6.75	ML-502	.98	9006	.32
9MP7	6.75	WL-468	9.75	6AC7	.70
MW22-2	4.85	559	.56	2x2	.45

On All Orders Over \$50 Deduct 20% Regular Credit Terms to Rated Buyers

GOULD GREEN SINCE 1921
107 West Broadway, New York 13, N. Y.

HANDY

NEW

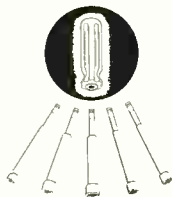


VACO* 5 in 1 Screw Driver Kit

Gives you all the blades you normally need in one convenient package that fits easily into the back pocket. 1/8", 3/16", 1/4", 5/16" and 3/8" regular and No. 1 and No. 2 Phillips blades are interchangeable in break-proof, shock-proof Ambery* handle. Tool roll of beautiful, durable leatherette. Cat. No. ZB 50. Price, \$2.95.

VACO* 5 in 1 Nut Driver Kit

One of the most useful kits ever offered in the radio field. 5 hex. wrenches . . . 1/4", 3/16", 11/32", 5/8" and 3/8" . . . all snap in and out of comfortable, sure-grip Ambery* handle. Sockets are super-hard for longer life. Durable leatherette tool roll has compartment for handle and each wrench. Cat. No. ZS 60. Price, \$3.50.



*Trademarks Registered

317 EAST ONTARIO ST.
CHICAGO 11, ILLINOIS



VACO
PRODUCTS CO.



Easier Antenna Installations



STAR TAMPIN



STAR DRYVIN



STAR STAZINN



STAR SPRINGIN

Star Expansion Bolts make it easy to fasten TV equipment to brick, stone, concrete or any other type of masonry. Help you to position antenna masts, cables and lines in the best possible manner... assure greater satisfaction; reduce service calls. There's a Star fastening for every masonry job. See your jobber or write for details.

★ STAR EXPANSION BOLT CO. INC.

147 Cedar Street, New York 6, N. Y.

LEARN RADIO!

PREPARE FOR A GOOD JOB!
BROADCAST ENGINEER
COMMERCIAL OPERATOR (CODE)
RADIO SERVICEMAN

Television Servicing

(Approved for Veterans)
SEND FOR FREE LITERATURE
BALTIMORE TECHNICAL INSTITUTE
1425 EUTAW PLACE, BALT. 17, MD.

TELEVISION ALIGNER

COMPLETE COVERAGE—ACCURATE—DEPENDABLE—TIME SAVING

CRYSTAL ACCURACY .005%

SAVE THAT REPEAT TRIP



Type S
12 Channels Sound
\$57.50
Complete
AT YOUR JOBBER OR POSTPAID

Type V
12 Channels Video
\$69.50
Complete

- Crystal controlled oscillator covering all twelve channels at sound or Video frequencies.
- Employs high frequency crystals to avoid misleading repeat points.
- FM-AM 400 cycle Modulation.
- Provides strong signals on all channels.
- Attenuation Control.
- Provision for use of crystals to align intermediate frequency amplifiers or at other frequencies where accurate markers are required.
- Provides accurate markers for FM band.
- 50-60 cycles 110-120 volt operation.
- Cabinet 10" x 8" x 6". Two-tone gray Hammettone finish.

MONITOR PRODUCTS CO.
815 FREMONT AVE. SO. PASADENA, CALIF.

TV Master Antennas

(Continued from page 34)

tenna array are fed to television outlets which are tapped in parallel on the transmission line. 150 ohm isolating resistors are used. The last outlet on the transmission line has a terminal resistor which terminates the transmission line in its own impedance. This matching of impedance is the most important factor in installing the system, for when the transmission line is properly terminated, the signals from the antenna are completely absorbed by the terminal resistor, and as a result there are no reflections or standing waves on the transmission line. The antenna's impedance is important only from the standpoint of power transfer. At those frequencies where the antenna impedance matches the transmission line, maximum power is transferred.

This system is furnished for external installations where the transmission line is run outside the building adjacent to each living room window as shown in Fig. 1 and for internal conduit installations as shown in Fig. 2.

For external installations, a 150-ohm twin lead is guided down the side of the building on screw-eye insulated supports which should be securely fastened to the brick wall (into the brick and not in the cement) on each floor.

A television outlet coupling unit is connected to the transmission line outside each living-room window and is suspended from same. The coupling unit has a lead-in piece of 150-ohm transmission line, which must be carefully passed through a hole in the window sill as shown in Fig. 3 (note protective sleeve over twin lead) and connected to a terminal block installed on the inside apron of the window sill. The television receivers are connected to the terminal block with 150-ohm transmission line.

When this system is installed in conduit, each riser has two RG-62/U coaxial cables or a special dual cable (DK 200) furnished by A. A. K. which is effectively two RG-62/U cables in one plastic sheath. This latter cable is simpler to install as its rigidity makes it easier to pass it through the installed conduit.

The riser cables are fed through the conduit systems and looped between outlets as shown in Figs. 2 and 4. Fig. 4 details the outlet and shows the means by which the shields of the cables are fastened together and the inner conductors of the coaxial cables connected to the receptacle. The position of the terminal resistor in the last outlet is shown in Fig. 4. This 1/4 or 1/2 watt resistor must be of the non-inductive type if it is to afford proper termination.

Fig. 5 shows a typical installation of an A. A. K. system in a six-story building. A double-stacked antenna array, Fig. 6, was installed on this

RADIO & TELEVISION NEWS

building due to the lack of signal strength in the location.

The television AM-FM master antenna system designed by the *Intra-Video Corporation of America*, Patent #2,394,917, see Fig. 7, provides for simultaneous operation of many television receivers from a single antenna system. Television outlets are connected in a series-system string on this system from any of four possible outputs from the *Intra-Video* amplifier. The *Intra-Video* television master antenna system attempts to solve the five-fold multiple dwelling reception problem in the following manner:

1. High-quality pictures are realized by the use of an individual directional antenna array for each television channel that can be adjusted to discriminate against transmission ghosts and cancel out reflection from structures behind the antenna.

2. Strong, interference-free signals for all television receivers are realized by the application of pretuned r. f. booster amplifiers, Figs. 8 and 9, which reject i. f. interference on the antennas and amplify the signal on each antenna to a level where there is sufficient energy to operate the least sensitive television receiver through the 30 db. attenuation in each outlet.

3. The effect of television receiver oscillator re-radiation is minimized by the 30 db. attenuation in each television receiver outlet. This arrangement provides a minimum of 60 db. isolation between any two television receivers connected to the series outlets of the *Intra-Video* system.

4. The connection of all television receivers to the system without altering the television outlet is accomplished by the resistive network in each four prong outlet (see Fig. 10) which permits matching of 300-ohm balanced and 70-ohm unbalanced television receiver inputs to the system. The simplicity of connecting a television receiver to the *Intra-Video* master antenna system outlet is also shown in Fig. 10.

5. Adjustment of wide-range signal levels from television stations is made possible by a screwdriver gain control shown over each booster amplifier strip, see Figs. 8 and 9, so that the signal level for all stations can be adjusted approximately equal. Booster amplifiers are removable with connectors as shown in Figs. 8 and 9. This permits quick service of amplifiers which are out of adjustment.

The *RCA* TV-FM-AM Antennaplex master antenna system, Fig. 11, meets the five-fold installation problem in the following manner:

1. By installing a television antenna for each channel, it is possible with the *RCA* system to provide the highest quality pictures receivable in the location on each individual television channel.

2. Strong interference-free signals are realized at each outlet as they are fed from a group of pretuned booster amplifiers, see Fig. 12, which have an output capacity of between 1/2 and 1



TELEVISION VALHALLA!

Partial view of Sun Radio's enormous 1000 ft. Sound-TV Studio. In addition to TV, both sound equipment and High-Fidelity Music Systems are demonstrated.

NEW! IMPROVED!

Philmore 630 TV Kit

Can be used with 10", 12", 15", or 16" Video tubes with perfect results. Sensational new features added to an already sensational TV kit.

- Voltage increased to 10,000 Volts, sufficient power for daylight reception on all types of video tubes from 10" to 16".
- All component parts come already mounted on chassis.
- Socket assembly is factory wired.
- Humless PM speaker with filter choke provided.
- Factory-wired and pre-aligned Tuner, Sound IF, and Video IF Channels!
- Pre-tested.
- Anybody can build it. Simplified, non-technical instructions. Terrific buy. Order now!

Kit complete, less video tube **\$169.50**



BUILD YOUR OWN VACUUM TUBE VOLTMETER

SERVICEMEN! STUDENTS!

Precision, top-quality VTVM. Simplified, non-technical instructions. • DC and AC ranges: 0-5, 10, 100, 1000 Volts. • Ohmmeter ranges: .2 to 1000 megohms in 5 steps: Rx1, Rx 10, Rx1000, Rx10,000, and Rx1 megohm. • DB scale: -20 to +16 db. • DC input resistance, 25 megohms. AC input impedance, over 1 1/2 megohms. • Large, accurate 4 1/2" meter, easy reading.

Your cost, kit complete with all parts, tubes and probes **\$23.95**

SUN RADIO & ELECTRONICS CO. Inc.
122-124 Duane Street
New York 7, N. Y.

Please put me on your Special Mailing List for all bargain flyers and bulletins.

NAME.....
ADDRESS.....
CITY.....
ZONE..... STATE.....

GOOD DEAL...

SUN RADIO

(ON DUANE STREET)

HAS A GOOD DEAL IN

TELEVISION!

Save Money on Sun's Huge Assortment of TV KITS, SETS, PARTS, AND ACCESSORIES.

COME IN OR BY MAIL!

HOURS: Daily, 9 A.M. to 6 P.M.
Saturday, 9 A.M. to 4 P.M.

ANTENNA BARGAIN!

SUN RADIO 13 CHANNEL FOLDED DIPOLE TV ANTENNA

Special Price **\$8.39**

High-Efficiency. Sturdy. Complete with 6 ft. mast, hardware, and instructions. Thousands sold at many dollars more.

ACCESSORIES

High-Frequency adapter only	\$3.29
1st Quality, 300 ohm Twin-Lead, 100 ft.	1.75
TV Double-Strap Chimney Mount	3.19
TV Lightning Arrester	.89
5 Foot TV Antenna Extension Mast	1.77
TV Wall Mounting Brackets, per pair	1.77
TV standoff insulators, 10 for	.59
Alliance Tenna-Rotor, Complete	23.49
4-conductor cable for Tenna Rotor, per ft.	51/2c

PLAY BOTH SIDES OF RECORDS AUTOMATICALLY!



Never before available for less than \$500! The amazing new Markel "Playmaster" Record Changer plays both sides of all your records automatically without interruption, and without turning them over! Standard 78 rpm, plays types D, DM, M, and MM records. Semi-permanent, twin-stylus cartridge. High-Fidelity, 50-10,000 C.P.S. Order now from Sun Radio.

Your cost, a low, low **\$50.70**

SAVE UP TO 60% ON NEW, FAMOUS-MAKE CONDENSERS

All types tubular electrolytics.

10 mfd 50 V	32c	Dual 30/50 mfd	
16 mfd 150 V	36c	150 V	78c
30 mfd 150 V	45c	Dual 20/40 mfd	
40 mfd 150 V	59c	150 V	68c
Dual 30/30 mfd		4 mfd 350 V	34c
150 V	68c	12 mfd 350 V	47c
		20 mfd 450 V	59c

Deduct additional 5% for any asst. of 50.

4-HOUR MAIL ORDER SERVICE! 25% DEPOSIT.

SUN RADIO

AND ELECTRONICS COMPANY, INC.

122-124 DUANE STREET

New York 7, N. Y. BARclay 7-1840

2 BLOCKS NORTH OF CHAMBERS ST.

801-A JAN SURPLUS TUBES

BRAND NEW • HYTRON ORIGINAL SEALED CARTONS

10 FOR \$2.95

Quantity Prices on Request

H. E. NEY RADIO

612 West 144th St. New York 31, N. Y.

RADIO ENGINEERING!

COMPLETE Radio Engineering Course. Bachelor of Science Degree. Courses also in Civil, Electrical, Mechanical, Chemical, Aeronautical Engineering, Business Administration, Accounting, Secretarial, Science. Graduates successful. 66th year. Enter March, June, Sept., Jan. Write for catalog.

DEGREE IN 27 MONTHS

TRI-STATE COLLEGE

3649 College Ave. Angola, Indiana



DESK MODEL

\$17.95 PAIR

either type shown complete with wire, power supply and instructions.

Ready to Hook Up Anyone Can Install 25% deposit required on C.O.D. orders
DUNN-WRIGHT ELECTRIC CO.
667 6th Avenue Brooklyn, N. Y.

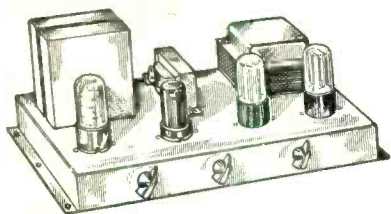
TELEPHONES

Now — Deluxe quality telephones incorporating latest improvements in design and technique. No scrap parts—but real honest to goodness first class material and finest workmanship. Lowered costs due to increased volume make possible this special low price.

WALL MODEL



TERRIFIC IS THE WORD!



FOUR TUBE PHONO AMP.

with high-gain mike channel

Has 6V6GT output—hum free, not AC-DC—has good sized power transformer. 110V, 60 cycle. AC. Includes output transformer to voice coil—tone control—separated volume controls for phono and mike—both can be used and mixed at the same time. Plenty of gain—fine tone

\$12.95

PHONO MOTOR AND TURNTABLE

110V, 60 cycle, synchronous, 78 RPM—a nice little job.

\$2.95

CRYSTAL PICKUP—Lightweight—low needle pressure—high output

\$2.95

SPEAKER—A 12" heavy-duty PM—well known brand—excellent response

\$5.95



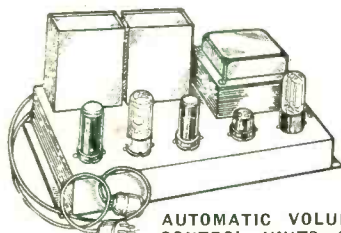
CRYSTAL MIKE

with shielded cord and plug for above amplifier—has desk stand with removable base—can also be used as hand mike—beautiful finish

\$5.95

A HOT GROUP OFFERING ON THE ABOVE ITEMS includes amplifier, phono motor, pickup, speaker and mike


\$27.50



AUTOMATIC VOLUME CONTROL UNITS—See

our ad Feb. Radio News for full details—they're moving fast—get yours now

\$5.95



POWER TRANSFORMER

A real husky transformer—425-0-425 AC at 150 ma. (a very conservative rating). Also 5V at 3 amps, 6.3 at 3 amps and 6.3 at 5 amps.

\$4.95

FILTER CHOKE

12 henries at 150 ma. (conservative) fully cases—made by G.E. an excellent value

\$1.95

FILTER CAPACITOR. Double 8 mfd. 600V. DC. Plug-in connections—fully sealed—metal container

\$1.95

A combo deal on the above three items for a real man-sized power supply for amplifiers, trans., etc.

\$7.95

SIGMA SENSITIVE RELAY—8000 ohm, SP-DT—plug-in type excellent for 1000 control applications—photo cell etc.

\$1.95

815 TWIN TETRODE

One of the most versatile tubes ever offered—very low driving power requirements—a husky final amplifier or frequency multiplier—a very, very low price boxed

\$1.95



Prices subject to change without notice—All items subject to prior sale—terms 20% with all orders, balance C.O.D.

MARKET RADIO SUPPLY CO.
1240 Market St. San Francisco, Calif.

Phone Market 1-2115

Named after and located on San Francisco's busiest street

volt of r. f. signal for each television channel.

3. The effect of one television receiver upon another is minimized by the isolation provided in the distribution transformers and outlets shown in Fig. 11. The isolation provided by these components is approximately 100,000:1 or 50 db. Further isolation is provided for television receivers with 300-ohm inputs by the RCA MI-6876 matching transformer which is used to connect any 300-ohm input television receiver to the system. This impedance matching transformer cancels out most of the television receiver's local oscillator generation which is in "push-push."

4. The RCA MI-6877 outlet shown in Fig. 13 has a coaxial fitting to which a television receiver with a 70-ohm input can be directly connected by RG-59/U. A 300-ohm balanced input type receiver connects to the system by mounting an RCA MI-6876 300/50-ohm matching transformer at the television receiver input, and running RG-58/U coaxial cable between the transformer and the outlet.

5. The level of the input signals to each television channel amplifier is controlled by the installation and adjustment of individual resistance pads for each channel which enables the installer to compensate for varying signal levels in any area.

Both the *Intra-Video* and the RCA systems require the installation of individual antennas (see Fig. 14) for each television channel. These antennas are installed with the consideration that the most important requirement for an antenna is that it must furnish a clear picture, as completely free from ghosts as possible. All other requirements are secondary to this, except for noise considerations.

The proper antenna orientation of each individual channel antenna requires the work of two men with a high definition calibrated television receiver. The antenna is connected to the receiver by an RG-58/U coaxial cable which has been calibrated as to its attenuation characteristics. This cable should have sufficient slack on the roof to allow the antenna to be moved over the entire roof area. The test receiver should be located where the picture is shielded from glaring lights and sound powered telephone communication established between the man at the antenna and the man at the receiver.

Tests should begin with the antenna in the location most convenient for a practical installation with the director element of the antenna aimed toward the transmitter. The test receiver is carefully adjusted to the transmitter's channel and the test pattern observed for reflections. The transmitted image must be a standard pattern which clearly shows the interfering reflected images. The man at the test receiver always directs the man rotating the antenna on the method of making a careful adjustment. When a perfect

PHILCO PARTS and TUBES HEADQUARTERS

Genuine Philco replacement parts for all Radio models 1928 thru 1949. Tubes, Needles, Aerials, Cabinets, Condensers, Phono Parts, Auto Radio Parts, Resistors, Speakers, Test Equipment, Transformers, Vibrators, Refrigerator and Air Conditioning Parts and Service Manuals.

Send 25c or stamps for beautiful full size 225 page, PHILCO PARTS DIRECTORY, or order items you need by part number.

Wholesale prices. Minimum order \$2.00. Shipments, Parcel Post or Express C.O.D.

PHILCO DIVISION, DEPARTMENT K.B.

LOUIS M. HERMAN CO.

883-889 Boylston Street Boston, Mass.

Ken. 6-3720-3721-5154

(Authorized Wholesale Distributors)

RADIO ENGINEERING 27 MONTHS DEGREE IN 27 MONTHS

Intensive, specialized course, including strong basis in mathematics and electrical engineering, advanced Radio Theory and Design. Modern laboratory. Low tuition. Self-help opportunities. Also 27-month courses in Aeronautical, Chemical, Civil, Electrical and Mechanical Engineering. Gov't approved for G.I.'s. Enter June, Sept., Dec., March. Catalogue.

INDIANA TECHNICAL COLLEGE

949 E. Washington Blvd., Fort Wayne 2, Indiana

BIG MONEY IN RADIO & TELEVISION New 7-Volume Set FREE for 7 days trial

APPLIED PRACTICAL RADIO

Be the Radio Expert of Your Locality—the One They Come to with the Toughest Service Jobs. This new, 7 volume set gives you solid working knowledge of Radio and Television. Covers everything from basic principles to newest in FM, Television, Electronics, etc. Clear, practical. Tells you how to construct, install, service. Gives you short-cut trouble shooting methods. Handy "on the job" manual included. More than 2500 pages, 1200 illustrations, charts, diagrams. Written by staff of the Applied Practical Radio, Inc. Examine these great, pay-raising books for 7 days at our expense. Just mail coupon below.

FREE TRIAL OFFER

FREE! 150 RADIO & TELEVISION DIAGRAM BOOK! Act at once and get, with APPLIED PRACTICAL RADIO, practical book "150 Radio and Television Diagrams Explained" as a FREE Gift. If you so desire, you can send the set back at our expense within 7 days. If you keep the set, send either \$22 cash, or \$3 in 7 days and \$3 a month until \$23.50 is paid. Either way, Diagrams book is yours to keep! Send coupon TODAY! It's not an order—just a request to see the Set and get the Diagrams book Free. Act now!

GOOD FOR FREE TRIAL and FREE BOOK!

Educational Book Publishing Division
COYNE ELECTRICAL & RADIO SCHOOL
500 S. Paulina St., Dept. 49-T3, Chicago 12, Ill.
Rush 7-Volume APPLIED PRACTICAL RADIO, post-paid, for 7 days FREE Examination per your offer. Also include FREE Book of 150 Radio-Television Diagrams Explained.

Name.....Age.....
Address.....
Town.....Zone.....State.....

RADIO & TELEVISION NEWS

picture is not found after a full 360 degree rotation at the preferred location the antenna must be moved to another position and the adjustment repeated. In complex signal areas, the entire roof may be covered without locating a perfect picture. Under these conditions a drawing of the roof, with a careful report of the quality and level of the signals found, assists in determining a final compromise position where the reflections least mar the picture.

After the antenna location for one channel has been found, the test procedure must be repeated for each of the other channels to be received. Care must be taken to avoid the possibility of antenna interaction where the antennas must operate in close proximity. Tests must be made with all the antennas erected to make sure that no one antenna impairs another signal.

In mounting the antennas, precautions should be taken to comply with all existing building ordinances and electrical codes.

All other installation details on the *Intra-Video* and *RCA* systems are furnished to the installing groups by a manufacturers' engineering representative at the time of installation.

Both of these electronic systems have been submitted, tested, and approved by the Engineering Committee of the Television Broadcasters Association (TBA) which has been furnishing technical guidance to the realty associations on all matters pertaining to television master antenna systems for multiple dwellings.

All three master antenna manufacturers are now installing their systems on a nation-wide basis. Each organization is able to estimate the cost of his equipment when it knows the location of the building with respect to the television transmitting stations; height of the building and data on any higher structures located between the building and the television transmitting stations; typical floor plans, including roof layout; total number of apartments; and layout and size of any existing conduit system which may be used for the distribution cables.

It should be understood however that a master antenna system is not a "cure-all." The following interferences cannot be fully compensated for by any type of master antenna system:

A. Sweep circuit radiation from the horizontal sweep circuit wiring and deflection yokes from large tube and projection television receivers. This radiation may blanket the broadcast band of any AM set with interfering "beeps." Using the high-level shielded AM signals available from the master antenna system raises the "signal to beep" ratio but in many cases (especially loop receivers) the beep level still makes a nearby AM receiver difficult to use.

B. High level local oscillator radiation from television receivers which do not have adequate preselection on

ONE OF A SERIES

MICROSCOPIC INSPECTION

WHY BURLINGTON PANEL INSTRUMENTS PROVIDE UTMOST RELIABILITY . . .

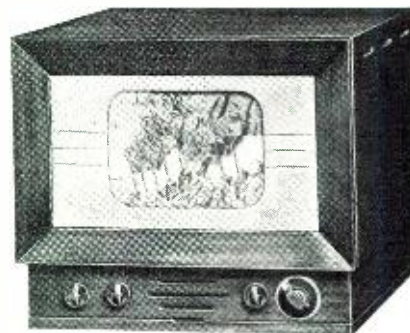


100% microscopic inspection is given pivots, jeweled bearings, hairsprings and other materials, of minute size, which cannot be inspected by ordinary methods. All ranges AC and DC available in rectangular or round case styles and are guaranteed for one year against defects in workmanship or materials.

Refer inquiries to Dept. K-49

Burlington INSTRUMENT COMPANY
BURLINGTON, IOWA

dealers prefer



Videola
TELEVISION

Complete 91 and 135 sq. inch home television line FEATURING THESE VIDEOLA ADVANTAGES:

- * EXCLUSIVE PLAKRON COMPENSATOR in advanced circuit design for life-like reproduction.
- * EYE-LIGHT PANEL . . . lessens eye-fatigue.
- * AUTOMATIC LOCK-IN SYNCHRONIZER for pictures that snap into place.
- * AUTOMATIC GAIN CONTROL . . . picture always at right level
- * INTERMODULATION SYSTEM synchronizes sound—eliminates drift.
- * FUSED CIRCUITS for greater safety
- * Manufactured Under RCA License.

No getting away from it . . . dealers like to carry the Videola line. Bigger dealer discounts — and how! Tie-in deals—absolutely none! And sales—well, Videola features help the dealer sell. Their low prices, advanced engineering, superior performance and beautiful cabinets are real customer "stoppers"!

Write to Dept. A for the new brochure of our complete line.

DISTRIBUTORS: Some territories still open. Wire or write today

Video Corporation of America
229 WEST 28th STREET • NEW YORK 1, NEW YORK

NEW TELEKITS

NOW **59⁵⁰**


Jobbers: Write for Information

NEW TELEKITS
10-B \$99.50
7-B \$59.50



Sparkling new Telekit 10-B has 52-inch screen. Brand new compact lay-out has video tube mounted on chassis. Big illustrated easy-to-follow instruction book guides you step by step through easy assembly. No special knowledge of television is required. All you need is a soldering iron, pliers, and screw driver. Telekit 10-B, \$99.50. Tube kit, including 10BP4 and all other tubes, \$59.30. 10-B Telekit cabinet \$24.50. Telekit Guarantee includes free factory service.

Write for catalog listing 10-B and 7-B Telekits. New 7-B Telekit for 7-inch tube, \$59.50. Tube kit, including 7JP4, \$42.08. 7-B cabinet, \$24.50.



Note simple clean lay-out for easy assembly of new Telekit 10-B. Features 2 sound I. F. stages, a new pre-built, pre-aligned tuner that includes a stage of R. F. for distance reception. Easy-to-adjust horizontal lock circuits. Beautiful new model cabinets for 7-B and 10-B are heavily constructed of hand rubbed walnut.

13 CHANNEL TUNER
\$19.95



NEW 13 CHANNEL TUNER is a small compact unit with stage of R.F. Made to conform with Telekit or any other TV set having video I.F. of 25.75 Mc. Complete with tubes, pre-wired, pre-aligned; only three connections to make. See your jobber, or write to us for information. Your cost, \$19.95.

Write for catalog of Telekit antennas, boosters, television kits, tuners, television parts and tubes.

TELEKIT

ELECTRO-TECHNICAL INDUSTRIES
 1432 NORTH BROAD STREET PHILADELPHIA 7, PA.

their r.f. head amplifiers. Some poorly designed television receivers have been known to re-radiate between 1 and 2 volts of interfering signal on television channels. A master antenna system cannot normally stop this interference, as much of it is direct chassis radiation and couples into a neighboring set in another apartment which may be only a few feet away.

In some buildings, there is only a thin common bulkhead which separates two living-rooms of adjacent apartments.

The success of master antenna systems in multiple dwellings is directly dependent on the television industry's designing their receivers in accordance with RMA standards, so that every apartment can be equipped with a television receiver that will pick up the high quality pictures available from the master antenna systems and not generate interference back into

the transmission line or through the other to a neighboring television FM or AM receiver.

Fig. 15 shows a simplified antenna system which may be used to operate four television or FM receivers (which have low level oscillator re-radiation) simultaneously from a single antenna array which is designed to match coaxial cables. The signal from the antenna is fed into an RCA MI-6875 4:1 distribution transformer having a relatively flat (± 3 db.) broadband characteristic from .5 megacycles to 220 megacycles. This transformer has four 50/70-ohm outputs which may be fed to separate television receivers. Should any of the television receivers have a 300-ohm balanced input they may be connected to the coaxial line through an RCA MI-6876 50/300-ohm matching transformer.

-30-

MASS PRODUCTION OF TAPE RECORDINGS

THE Minnesota Mining and Manufacturing Company, St. Paul, maker of "Scotch" sound recording tape announces the development of a machine for mass production of recorded music on reels of tape, to be offered in competition with phonograph discs for use in homes, radio stations, schools, and theaters.

From a master tape transcription, the machine can reproduce 48 hours of recorded music on tape in one hour with a single magnetic pattern in the center, or with a double pattern of two magnetic paths side by side. One path plays as the reel unwinds forward; the other functions when the tape reverses, which is accomplished automatically in a fraction of a second. The double pattern affords twice the playing time with the same amount of tape.


The machine is designed so that it can record either the single or double pattern type tape and can record both

paths on the double-pattern tape simultaneously. In addition, it can be adjusted by switch control for recording different length reels and for different speeds.

At the rate of 48 per hour, 600-foot reels of tape, double pattern, can be turned out, with a playing speed of $3\frac{3}{4}$ inches-per-second. At the rate of 32 per-hour, 1200-foot reels of tape, double pattern, can be recorded, with a playing speed of $7\frac{1}{2}$ inches-per-second. In addition, 1200-foot tape reels designed for playing speeds of 15 and 30 inches-per-second can be produced. Master transcriptions from which the tape records are made may be played at varying speeds, to fit the requirements of the job. The multiple recorder employs an electrical duplicating process whereby the signal from a master copy is picked up by a playback head, amplified, and fed electrically into a number of re-record heads.

-30-

Speedy mass production by a machine that can record two sound paths on a single tape.



Beginners

**HERE'S THE SHORTCUT
TO THAT PERFECT FIST**

Automatic Dots and
Dashes With the
Modern Key.



MON-KEY

The MON-KEY is a favorite with beginners and veteran cw operators alike.

In a very short time, beginners send faster, smoother code with the MON-KEY. The MON-KEY is complete. There's nothing else to buy; it's key, code practice oscillator, monitor — all in one.

Other features include:

- Automatic dots and dashes
- Dashes equal to three dots in duration
- Speed approx. 8 to 45 words per minute
- No weights to adjust
- Monitor with volume control
- Operation 115 v AC or DC

ILLUSTRATED FOLDER ON REQUEST

Amateur Net, Only..... **\$29.95**

If your dealer can't supply you, send check for \$29.95 direct to us. Immediate shipment on Money Back Guarantee.

ELECTRIC EYE EQUIPMENT CO.
8 West Fairchild St., Danville, Ill.

EXPORT: Rocke International Corp.,
13 E 40th Street
New York 16, New York

CREI Prepares Young Men for Professional Careers with Industry-Recognized training in a minimum of time RADIO-ELECTRONICS- TELEVISION ENGINEERING

GRADUATES of the Capitol Radio Engineering Institute residence school are preferred by industry because of their training and ability. This recognition is the reason that CREI men quickly find good jobs in radio-electronics-television engineering and technical fields.

With 22 years of practical teaching experience in these highly technical fields, CREI offers an outstanding faculty, modern and complete laboratories, shops and equipment.

New students are accepted twice monthly and each may advance as rapidly as he is capable. The basic course with one specialized course requires an average of 20 months to complete, depending on the ability of the individual student.

CREI is recognized as one of the country's leading technical institutes. Its work is of college level. It prepares the young man for a good job in industry in a minimum of time.



Approved for
Veterans'
Training

CAPITOL RADIO ENGINEERING INSTITUTE
An Accredited Technical Institute Founded in 1927

MAIL COUPON FOR FREE CATALOG
Capitol Radio Engineering Institute, Dept. 134A
16th and Park Rd., N.W., Washington 10, D.C.

Please send me your catalog and details.

Name _____ Age _____

Street _____

City _____ Zone _____ State _____

I am entitled to training under G.I. Bill.

Beginning Amateur

(Continued from page 49)

mines the entire operating condition of the circuit.

C_1 has been designated as the "band-set" condenser and C_2 is the "band-spread" condenser. C_2 acts as a vernier or fine adjustment on C_1 . After C_1 has been set, C_2 in effect spreads out a small band of frequencies so that stations can be separated. Spotting the location of the ham bands on the coils is a matter of patient listening and identifying stations by their call letters. If you hear a station signing as WSL, you can be sure it's a commercial station and out of the amateur frequencies! Mark the settings of C_1 on the paper dial cemented to the front panel.

The bandspread afforded by C_2 is excellent. On 14 and 7 mc., the respective ham bands are covered by about 75 degrees rotation of the dial, starting at the high frequency end (minimum capacity, plates all out). On 3.5 mc., the spread is the full dial.

Experiment with the setting of C_2 . It won't be critical. Regenerative receivers like this one are simple and cheap, so you must expect some shortcomings. The only important one is relatively poor selectivity on phone reception. For phone, you must back down R_1 very very carefully so that the circuit just fails to oscillate. Or, to put it the other way, you must advance R_1 very slowly up to but not quite onto the point of oscillation. With a few hours of practice, you'll be able to coax signals out of stations in the far corners of the world.

For c.w., this set is really hot. With skillful handling, it produces amazingly strong signals. In fact, it operates a five-inch PM type speaker quite well, although phones are better for real DX, and I don't want to give the impression that two tubes really can push a speaker. Provide yourself with lots of ruled paper and a fountain pen, adjust the headband of the phones for comfort, and get yourself "live" code practice. Then you'll be set for your license examination. More on this subject next month.

(To be continued)



**LARGEST SURPLUS STOCK
in the COUNTRY
at the LOWEST PRICES!**

BRAND NEW TUBES

304 TL	ea. \$.90
Four for	3.00
5 RP1	ea. 1.95
5 RP4	ea. 2.95

SMASH VALUES IN COMMAND EQUIPMENT

BC-453	EXC. \$12.95
BC-454	EXC. \$3.95
BC-455	EXC. 7.95
BC-456	NEW 2.95
BC-457	NEW 6.95
BC-458	NEW 7.95
BC-459	EXC. 9.95
BC-606	EXC. 14.95

CONDENSER

2 MFD. 4000V. Pyranol	\$2.95 ea.
4 for	\$10.00

VHF TRANSCEIVER

Ideal substitute for SCR-522. Freq. range 140-144 mc. crystal controlled, 10 watts. The receiver section has two individual RF sections, feeding a common 3 stage 10mc IF amplifier. Both RF sections may be operated simultaneously, or either one individually. The receiver unit has 13 tubes. The transmitter is of straight forward design. Transmitter unit has 7 tubes, one #832 as final modulated by a pair of 6L6 and push-pull. Complete unit in case with tubes, crystals and diagram less dynamotor. **EXCELLENT CONDITION. \$14.95**

New Phantom Antenna for above unit, 3 lamps in parallel with sockets, complete for.....95c

APN-1 RADIO ALTIMETER

Complete 420 mc transmitter-receiver unit, complete with all plugs, indicators. BRAND NEW. FOB Chicago only..... **\$34.50**

ALTIMETER TRANSCEIVER RT-7/APN-1
Frequency 418-462 mc. FM with 14 tubes including 2-12SH7, 4-12SH7, 2-12H6, 1-VR150, 2-955, 2-0004, 24v Dynamotor, used. **EXCELLENT CONDITION. \$7.95**

R-89/ARN-5A

Slide path receiver. Crystal control of local oscillator. 83.2-235 MC. complete with relays. 7-6AJ5, 1-12SR7, 2-12SN7, 1-28D7 and 3 xtals: 6497 KC, 6522 KC, 6547 KC, 90 cye. band pass and 150 cye. band pass filters, excellent for making an intermodulation checker. Beautiful cabinet and chassis as foundation for many interesting experimental and construction projects. Brand pass band at 20.7 MC. IF's ideal for television. Schematic furnished. Used, excellent. Only..... **\$6.45**

New..... **\$12.95**

BC-733-D

New..... **\$9.95**
Used..... **3.95**

POWER YOUR RIG FROM AC

RA34 RECTIFIER. Makes a ground smtr of BC-191, the 12v version of BC-375-E. Convert BC-375-E to 12v by changing heater link switches and relay connections, power it with RA-34. Input 105-125 or 210-250 V 60 cye. Outputs: for plates, 1000v filtered dc at 350 ma; for relay and mike, 12v filtered dc at 2.4 A; for heaters, 12v ac at 14.25 A. With technical manual. Used, excellent condition. FOB Los Angeles only..... **\$9.75**

With meters and adjustable hi-voltage output..... **\$85.00**

EE-8 ARMY FIELD TELEPHONE

Sturdy, highest quality telephone at less than price of a better class toy. With ringer. Requires only two flashlight batteries for each phone and two wires between each phone. Excellent condition. Used. Each..... **\$7.95**

BC-659 TRANSMITTER-RECEIVER UNIT

FM transmitter-receiver, crystal controlled, two channels. Freq. range 27-38.9 mc. 13 tubes 2 crystals. NEW..... **\$16.95**

BC-620 TRANSMITTER-RECEIVER UNIT

FM transmitter-receiver, crystal controlled, two channels. Freq. range 20-27.9 mc. 13 tubes, dual meter for testing filament and plate circuits. Used, good..... **\$9.95**

MOBILE INSTALLATION KIT

for BC-659 or BC-620

Consists of TS-13, MP-48; 4 section whip antenna; insulators, 2 maintenance manuals. NEW..... **\$12.95**

BC-604 20-28 FM TRANSMITTER

For 11 and 15 meters; can be operated on 10 meters by use of proper xtals; 10 channel pushbutton xtal controlled with all tubes, meter, schematic, case and covers; less crystals. Used, excellent, with dynamotor..... **\$14.95**
F.O.B. Chicago Only..... **\$18.95**
Used, good, without dynamotor..... **\$8.95**
BC-684 27.0-38.9 FM TRANSMITTER. Same as above except for freq. range. New. FOB Chicago only..... **\$24.95**
Used..... **\$19.95**

FREE!

Our new 8-page catalogue featuring many excellent surplus values. Write for your copy today! It's FREE!

All shipments FOB Chicago or Los Angeles unless specified. 20% deposit required on all orders. Minimum order accepted—\$5.00. California and Illinois residents, please add regular sales tax to your remittance.

ARROW SALES, INC., DEPT. N

Main Office: 1712-14 S. Michigan Ave.
Chicago 5, Illinois

North Side Branch: 1802 N. Humboldt Blvd.
Chicago, Illinois

West Coast Branch: 1260 S. Alvarado
Los Angeles, Calif.

BUILD YOUR OWN WITH RADIO KITS!

Complete Kits Plus Detailed Instructions Are Your Guarantee of Perfect Equipment!

It's easy to build electronic units the Radio Kits way. Each kit comes complete with large, schematic, pictorial diagrams and step-by-step instruction manual. In addition, the test equipment kits provide valuable information for solving test problems. Engineered to fit, using the finest components, Radio Kits can be assembled in a few hours of your spare time. Let Radio Kits show you how!

SIGNAL GENERATOR

This useful signal generator is a necessity for every servicing need. 150Kc. to 30 megacycles on fundamentals. Can be extended to cover over a 100 megacycle range on strong harmonics. 110V AC power supply. 400 cycle oscillation may be used internally for modulating the signal or externally for audio testing purposes. Ask for KIT MODEL SG2, only.



\$18.95

ALL KITS COMPLETE!

VACUUM TUBE VOLTMETER

• 6SN7 bridge type voltmeter circuit.
• 0-500 microamps DC 4 1/2" square meter.

11 megohms DC, 6.5 megohms AC input resistance. .01 ohms to 1000 megohms in 5 ranges. Linear AC-DC volts 0-1000 volts, 5 scales. 6R6 balanced linear diode AC rectifier. 1% precision resistor. The perfect instrument for signal tracing and dynamic testing. Ask for KIT MODEL O12, only.



\$23.95

HIGH FREQUENCY PROBE for FM and TV work, for use with voltmeter, only.

\$6.00

SPECIAL! SWEEP GENERATOR KIT, ONLY \$22.95

5 tube circuit. Covers 2 Mc. to 226 Mc. 110V AC. Supplies RF or FM. Variable sweep width 0 to 10 Mc. Large dial. Variable phasing control. A necessity for television and FM. Ask for KIT MODEL SW5.

Three-Way PORTABLE RECEIVER

5-Tube Superhet

What a swell way to learn by doing! You'll be making a fine radio for portable battery operation and AC-DC home use. In a newly designed leatherette case with modern grille and slide-rail dial. 5" Alnico V speaker. Complete with extra low current drain tubes for long battery life—1S5, 1S5, 1T4, 3Q4, 117Z3. A terrific buy at this low price! Ask for KIT MODEL 3W10A, complete with tubes, only.



\$16.95

FINEST PARTS USED!



Sensational High Fidelity "CONCERTO" AMPLIFIER with Cathode Follower Output

If you know a good amplifier when you hear it, then the "Concerto" is for you. It gives you separate fingertip control of treble and extreme base registers with a frequency range of 30 to 1500 cycles. Plus 8 watts of undistorted output for maximum volume if necessary. Plus an eight tube circuit of advanced design including 1-6SN7, 1-6SC7, 4-6SH7, 1-6Y4. The Concerto Amplifier "has what it takes" to fit perfectly into most any set-up. For a superb, easy-to-assemble amplifier, ask for KIT MODEL "CONCERTO," only.

\$37.95

ALL KITS SOLD LESS SOLDER AND WIRE. If Kits Are Not Available at Your Local Supplier, Write to Us Giving Supplier's Name.

FREE — Send for Free Catalog P for full details on all Radio Kits.

RADIO KITS COMPANY

120 Cedar Street New York 6, N. Y.

LETTERS

from our readers

10 W.P.M.?

I AM an old timer in radio and have seen the spark coil, crystal, WD11, and 199 all laid to rest. Now I see RADIO & TELEVISION NEWS is out for new blood. I am in favor 100 per-cent. The best way to bring it about is to bring the code speed back to where it was years ago (10 words-per-minute). The amateur lost the 160-meter band after the war, and this was a loss to the newcomer, as those who gave us code lessons on that band were a nice bunch of amateurs.

"Now there are some amateur clubs who would like the return of the old 160-meter band, and I think a few kc. should be allowed if they will give us code lessons again. Let a certain frequency be set aside for code lessons and nothing else.

"America must depend on radio and electronics to win the wars and keep the peace. There is no better way to acquire new blood and make and keep America strong and free than by making it easy for one to get a ticket.

"Good luck to the contest and contestants!"

Marvin Gurlin
111 White Horse Pike
Audubon 6, New Jersey

We'd like more opinions on code speed requirements, fellows. What do you think?

* * *

PUBLIC RELATIONS?

READING in RADIO & TELEVISION NEWS that you would like to see more of the younger generation become radio hams, I feel that the following idea may help. All ham clubs should take in members of both sexes who are now short-wave listeners or interested in radio. In that way they would get to know the ham better.

"They would not be allowed to take part in the election of officers, etc., but would be able to hear the discussion which takes place. After the meeting is over they could take part in a question-and-answer period. Each ham could take one of these members under his wing and invite him or her over to his station to see how he works, and I feel that before long many new hams will be on the air calling CQ.

"I know a few hams will say that the bands are now overcrowded, but I think there is room for more. The man on the street does not know what the hams are doing or what they have done in the past, for very little has been said about them in the papers. I feel that each club should let the public know through their local papers just what is doing.

"Take my case, for instance. I am getting on toward seventy years of

age and have been interested in radio since the beginning. It was only last year that I met my first ham face-to-face and saw him operate his rig. You can see that if there had been a club I could have joined in my younger days, I would have been calling CQ many years ago. To me, the ham fraternity is one of the finest organizations in this world today and one that can help toward peace more than any other agency. It is they that we can thank for the type of receivers that we have today.

"I monitored the 10-meter band for nearly two years for the Propagation Bureau, Washington, D. C., putting in six hours every day, so I feel I know just what the hams are doing and their line of thought. I know a few hams have no time for the short-wave listeners, for I have heard them say so, but I feel that the majority of them are only too glad to give a hand to anyone who wants to get his license.

"I would like to see a story written about the work done by hams during some of the disasters which we have had during the past years. It really would make a good motion picture so that the rest of the world would know that they do more than sit in their shacks and call CQ.

"I do hope that this will help to create more hams, and so will close with best wishes to you and your staff."

Fred Wolfe
3266 Fairview Avenue
Alameda, California

An excellent idea, Fred, and worthy of consideration. For a starter—your fellows who have participated in emergencies—let's hear your experiences. If you have snapshots, send them along. And your photo bugs—let us know if you have movie film that could be borrowed for duplicating.

* * *

ATTENTION—DETROIT HAMS

MR. HERTZBERG'S article interested me a great deal. In fact, I would say that it was the clincher that decided me on getting my ham ticket and a rig of my own. All that is holding me back right now is my being unfamiliar with the process of going at it.

"I can say that I am on nodding terms with radio theory, having had three years of it in the service, and back in 1945 my code speed bumped 30 words-per-minute, so there is some hope.

"I am depending on the future issues of RADIO & TELEVISION NEWS to light the way. Is there any way that I can contact a local club around Wayne or Detroit, Michigan, and get some first-

"America's Best Buy"

**RADIO TUBES—39c each
100 for \$35.00**

GT type. Cartoned and guaranteed.

01A	6A8	6K6	6X4	25Z6	39/44
1B5/25S	6AQ5	6K7	6X5	12SR7	40
1G4	6AQ5	6P5	6U6	12BF6	41
1H6	6AQ8	6S8	12A8	12BF6	42
1J6	6AT6	6SA7	12AT6	12Y5	38
1L4	6AU6	6SD7	12AT7	12H6	46
1Q5	6BA6	6SF5	12AU6	12J5	47
1R4	6BE6	6SG7	12AU7	12J7	50B5
1R5	6BH6	6SH7	12BA6	12K7	70L7
1S5	6BG6	6SJ7	12SF7	12K8	80
1T4	6AL5	6SK7	12SH7	12Q7	117Z3
1U4	6C4	6SL7	12SJ7	12S8	12A
3A4	6C5	6SN7	12SN7	25Y5	6J7
3Q4	6F5	6SQ7	10	32L7	6K8
3S4	6F6	6SR7	20	37	7A17
3V4	6H6	6SU7	25L6	35W5	
5Y3	6J5	6V6	25Z5	3Z5	

49c each, 100 for \$45.00

1A5	6AC7	12AH7	35L6	58	83V
2A5	6B8	12SA7	32	71A	84/6Z4
2A7	6C6	12SK7	36	75	117L7
5U4	6D6	12SQ7	50L6	77	117P7
5Z3	6ER	26	50	78	
6A3	6Y6	27	56	81	
6A6	6Y7	35/51	57	83	

12-24 VOLT TRANSFORMER

Just the transformer for the filaments of ARC transmitters and receivers or other surplus equipment. Strap mounting, 110 Volt 60 Cycle Primary Secondary has two 12½ Volt 2½ Amp. windings. Can be paralleled to give 12½ Volts at 5 Amps. or series to produce 24 Volts at 2½ Amps.

SPECIAL \$2.95

FINE PRINTING

QSL Cards 200 for \$2.25 postpaid.
Business Cards, 1,000 for \$3.50 postpaid.
SPECIAL: 100 notecards (5½"x8½") and 100 6½ envelopes, white bond paper. Printed with your name and address. Up to 4 lines of copy allowed. Only \$1.65 postpaid. Send stamp for samples.

Postage extra 20% deposit on C.O.D.
Write for latest bargain list featuring
"America's Best Buys."

POTTER RADIO CO.

1314 McGee St., Kansas City 6, Mo.

WITH PRACTICAL

BUILD YOUR CAREER



TECHNICAL TRAINING

You can become a Radio and Television Technician now!

A million new jobs—almost 4,000 a week—will be created in the television industry during the next five years according to estimates of industry leaders.

Now you can get complete practical, technical training in the MSOE laboratories.

This special course prepares you for any of the following careers:

Television Serviceman	Broadcast Radio-Operator
Radio Serviceman	Police, Taxi-Cab and Railroad Transmitter Operator
Radio and Television Retailer	Police, Taxi-Cab and Railroad Receiver Serviceman
Supervisor in Radio and Television Assembly	
Radio and Television Tester	

OTHER COURSES AVAILABLE

8 to 12 Months	Heating and Air Conditioning
● Electricity	PROFESSIONAL
● Welding	
● Refrigeration	
● Heating	● Electrical Engineering
TECHNICIAN	● Bachelor of Science Degree
1 to 2 Years	● Major in Electronics or Power
● Electrotechnics	
● Radio and Television	
● Electronics	
● Refrigeration	

MILWAUKEE SCHOOL OF ENGINEERING

Founded in 1903 by Oscar Werth

MILWAUKEE SCHOOL OF ENGINEERING,
N. Broadway and E. State, Milwaukee, Wis.
Dept. RN-649

Without obligation send me free booklet "Career Building" and more details on course in Radio and Television or _____ course.

Name _____ Age _____

Address _____

City _____ State _____

hand advice? Thanks loads from a steady reader."

Joseph A. Butkiewicz
4487 Mildred
Wayne, Michigan

Come on, Detroit and Wayne. Here is a recruit just waiting to be gathered into the fold.

ATTENTION:

LONG BEACH, LONG ISLAND HAMS

I HAVE been reading your magazine for over a year now, and find it very intriguing. The reason I say intriguing is simply this: I have just finished reading the first part of Mr. Hertzberg's series, "The Beginning Amateur," published in the recent February issue.

"It was quite some time ago when the symptoms explained by Mr. H. became apparent to me. I then realized I had the 'Radio Bug.' Mr. Hertzberg mentions the need of young blood to fill the veins of ham radio. Well, what could be better material than fellows like me? Twenty-two years old and really anxious to get that ham ticket.

"In my area (Long Island), there are many hams I tune in from neighboring towns. I wrote one of them once asking a chance to visit and see his equipment and get his advice. Unfortunately, I received no answer. There are probably many of these hams who would be glad to help us green 'bug bitten' victims get started, if they knew we existed. So, Mr. Editor . . . what to do?

"My profession is photography. I would be glad to trade knowledge with a ham who would care to set up a darkroom, etc. All we beginning amateurs want is to know how to go about it, and from neighboring fellows who already have their tickets, a little HELP!"

Jerome R. Weiss
50 West Walnut Street
Long Beach, Long Island


From some of the letters received from hams and ham clubs, they are waking up to the value of your "new blood" and you will probably have more sponsors than you'll know what to do with. Good luck.

PROS AND CONS


AS AN old-timer, 39 years in the ham game, I wish to express to you and the magazine my most hearty congratulations in your effort to stimulate interest in amateur radio as a hobby and electronic advancement.

"There is one thing which would be a great help to our group, if you would just run a small insert in your magazine under the amateur section which you will be using in your contest with the following heading: *If I become an amateur radio operator and own my station 'can I take it?'* Let's be realistic about this matter and not point out all the good things there are in it for the gang without the bitter end showing also.

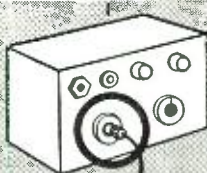
"Having grown up with the game and watched it advance from spark



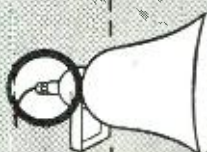
**FOR
PUBLIC ADDRESS
SYSTEMS**




MICROPHONES




AMPLIFIERS




LOUD SPEAKERS



"XL" SERIES



"P" SERIES



"O" SERIES

Available at jobbers everywhere or write
PA Plug Catalog. Address Dept. D-228.

SINCE 1915



**CANNON
ELECTRIC**

Development Company

3209 HUMBLD T ST., LOS ANGELES 31, CALIF.

In Canada — CANNON ELECTRIC CO., LTD., TORONTO

FEDCO
MADE IN U.S.A.

**POINTS THE WAY
TO NEW PROFITS
WITH
THESE 3 TV NEEDS!**




**FEDCO
Pictur-Vu**

Portable mirror and stand makes TV adjustments a simple one-man job. Unbreakable 10" x 14" mirror on an adjustable, collapsible stand. You stand behind the set while adjusting, yet you can see everything clearly in the mirror. Complete with protective bag for mirror . . .

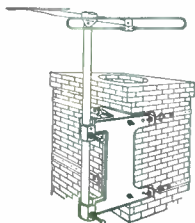
\$4.00 NET

FEDCO CHIMNI-MOUNT

Fits any chimney, and accommodates any television antenna mast up to 1 1/2". Rigid, all steel construction, rust-proofed and weather-resistant. One man can easily install. Complete with hardware and strapping.



\$4.95 LIST



**FEDCO
TENNA-MOUNT**

One-piece hi-strength aluminum alloy. For high quality and fast installation of TV-FM antenna masts on chimneys, poles, corners. Simply wrap straps around the support and tighten nuts. No special holes needed. Easily installed with regular tools. With two 12-ft. straps, hardware, all rustproofed.

\$7.50 LIST

Immediate Delivery!

**FEDERAL ENGINEERING
COMPANY**

37 Murray Street New York 7, N. Y.

**STILL THE
LEADER!**

The famous ACA-100 Amplifier — a self-balancing, drift-correcting, direct-coupled amplifier — the most satisfying musical amplifier ever designed. Based on early Loffin-White circuits, perfected by A. C. Shoney in 1936, and now brought to a standard of quality far above that of any corresponding amplifier. Exclusive features include:

- Push-Pull Triode Expander.
- Non frequency-discriminating noise suppressor.
- Push-pull hi and lo freq. variable equalizers.

If you are satisfied with nothing less than the best, write today for free technical literature.

Special models for all magnetic cartridges.



AMPLIFIER CORP. OF AMERICA

398-2 Broadway New York 13, N. Y.

**TUBES! TUBES! TUBES!
NATIONALLY ADVERTISED BRANDS**

BRAND NEW! BRAND NEW!

TYPE	PRICE	TYPE	PRICE	TYPE	PRICE
024	\$.55	6SK7GT	\$.45	6AQ5	\$.79
1A7GT	\$.69	6SL7GT	\$.79	6AT6	\$.69
1B3GT	1.49	6SN7GT	\$.69	6AU6	\$.69
1D5GP	1.29	6SQ7GT	\$.45	6BA6	\$.69
1D7G	1.19	6SH7	\$.39	6BG6G	1.89
1H5GT	\$.69	6SS7	\$.59	6C4	\$.29
1L6	\$.99	6ST7	\$.79	6D5	\$.49
1L5	\$.99	6U5/6G5	\$.69	6FGT	\$.49
1LN5	\$.69	6V6	\$.69	6GG6	\$.95
1N5GT	\$.69	6X5	\$.69	6H6	\$.49
1R5	\$.69	6Y6G	\$.79	6J5GT	\$.49
1S4	\$.69	7A8	\$.79	6J6	\$.89
1S5	\$.59	12A6	\$.29	6L6GA	1.09
1T4	\$.59	12AT6	\$.49	6SA7GT	\$.45
304	\$.59	12BA6	\$.59	6SD7GT	\$.45
3Q5GT	\$.59	12BE6	\$.59	35A5	\$.55
3S4	\$.59	12J5	\$.49	35L6	\$.55
5T4	\$.89	12K8Y	\$.89	35W4	\$.45
5U4	\$.59	12SA7	\$.55	35Y4	\$.49
5V4	\$.89	12S17	\$.55	35Z3	\$.69
5X4	\$.49	12SK7	\$.49	35Z5	\$.40
5Y3GT	\$.39	12SQ7	\$.49	39/44	\$.39
6A6	\$.89	14A7	\$.55	50A5	\$.55
6A7	\$.69	14B6	\$.55	50B5	\$.55
6AC7	\$.79	14Q7	\$.55	50L6	\$.55
6AD7G	\$.99	25L6	\$.49	57	\$.39
6AG5	\$.89	25Z6	\$.49	76	\$.39
6AK6	\$.89	30	\$.39	80	\$.42
6AL5	\$.79	34	\$.39	11Z76	\$.69

Write for Complete New Catalog

Minimum order \$3.00

All Prices F.O.B., N.Y.C.

On C.O.D. Orders 25% Deposit

THE ROSE COMPANY

98 Park Place, Dept. N, New York 7, N. Y.

TRANSFORMER FOR RELUCTANCE PICK-UPS

FIRST OF A LINE OF QUALITY AUDIO COMPONENTS!



990

Send 25% deposit C.O.D.'s NET

Amplifies and Equalizes!

**Eliminates Tube Pre-Amp! No Maintenance Cost!
No Tube Hiss! No Hum! No Distortion!**

New design principles . . . includes internal equalization . . . adapts reluctance cartridge to tuner or phono input!

See Your Dealer or Order Direct.

Specify Make and Model of Cartridge Used.

Write for Special Dealer Discounts!

ACRO PRODUCTS CO. 5328 Baltimore Ave. Philadelphia 43, Pa.

coils, coherer and de-coherer to our present dual-conversion receivers and single side-band suppressed carrier transmitters, I find there has sprung up along with this, the broadcasting business in all its ramifications.

"Here let me point out some of the very bitter pills an amateur has to swallow. Business has to make money, and in so doing cheapens and engineers everything out of a radio that makes it a good radio so as to sell it at a low price. Thus designed, the inadequate receivers are sold as radios to the unsuspecting public as good (squawk box) receivers (a.c.-d.c.). Television receivers of present manufacture fall in this same category.

"Now when a receiver is moved in the close proximity of an amateur's station, and he is picked up on the set, the ham is immediately put in the dog house, there to remain the rest of his life. It's funny that when these same radios are used near a broadcasting station, and they come in all over the dial, nothing much is said to that station about it, but a ham . . . well that's different! The new amateur has three strikes against him before he gets his operator's license.

"It is a very hard problem to avoid causing interference with TV sets, due to the complexity of the receiver, and the very broad tuned front end with no rejection of any frequencies that might be a harmonic radiation or interlocked frequency to enter the i.f. channels.

"The a.c.-d.c. table models and consoles with no front end, no shielded circuits, and no bypass condensers on audio tube cathodes cause our BCI, making the ham the recipient of telephone calls of a very degrading nature by persons who will not leave names or addresses, so that you could advise them what to do. Even if you do succeed in getting in a few words asking them to write to the FCC, they won't do it. Again, they will call and tell you to get off the air in no uncertain abusive language, because they have a good, inexpensive radio.

"As a suggestion to the ARRL and NARC organizations, why not place before the FCC a recommendation that all types of receivers (AM-FM and Television) be placed on trial for various types of interference from the amateur transmitters before they are sold to the public and the necessary parts put in the receivers to overcome this difficulty. This would eventually improve the receivers and give the public a great deal more satisfaction even at the cost of two or three dollars more per set.

"The amateur at present is under a very great pressure from the manufacturers to have an FCC ruling placed on him to restrict his operating during certain broadcast times. This in itself shows the manufacturers' weaknesses, and the great need for more amateurs to combat this present pressure from the set manufacturers.

"There has been for some time an underground rumor to the effect that there is a concerted movement to get the amateur off the air.

"So, fellows, come and make our ranks swell and become recognized as a large organization, active, and no weakling to be pushed around.

"This is my story to anyone thinking of taking up radio as a hobby. 'Can You Take It?'"

Chris E. Hobson
W3AER, ex W2ALX, W2AER,
W8BWP, W3PWP.

Well, Chris, OM, you gave with both barrels. We see no threat to amateur radio, however, as long as we have the support of such men as Admiral Stone, General Ankenbrandt, and General Akin, of our Navy, Air Force, and Signal Corps behind us. And, they are!

CODE MYSTERIOUS? TRY THIS

HAVE been reading some of the letters on learning the code. First, no one can teach you; you have to get in there and keep knocking off the word speed one at a time.

"I started back in high school without the help of a school or club. My sending might not be as good as a tape-taught operator, but I have been able to earn a living at it and hold a First Telegraph and First Telephone with a Class 'A' ham ticket; I started out with W8DER, W8EIL, and now W2QCS. I have an ARRL 30 w.p.m. ticket.

"The way I learned the code was just to tune the ham bands until a CQ was heard. I hung onto that fellow and got first one letter (in most cases they start 'CQ DE W') then the number, the first or second time he goes around; then the first letter following the number, then the second, etc. Then when he comes back, the routine is generally the call of the fellow he wants to work repeated two or three times, then 'DE' and then his call, and then the report of the city.

"The greatest pitfall I have found with persons I know is they seem to get so far, say 8-10 w.p.m., then for a week or so they just cannot get up over that hump; but if they just keep at it, all of a sudden—the light, and over the top they go, continuing right up to the speed they want.

"You fellows who seem to get just so far—don't stop there. You will remain there for a week or so, of course, but you have to continue your study, then when you get over that hump you're in.

"I've been in this business eighteen years and find you need a real interest, not just a passing fancy. That is why I say no one can teach you. You have to want to use the code, not as a means of getting a ticket (you'll forget it), but with real interest right from the start."

E. F. Dietz
WKBW, Rand Building
Buffalo 3, N. Y.

Here's food for thought and worth a try.

FANTASTIC?

I AM writing you not only as the editor of RADIO & TELEVISION NEWS, but also as a fellow amateur. I will appreciate any information you can give me on the following subject.

April, 1949



New Astatic LONG-PLAYING PICKUPS are your

NEATEST ANSWER TO A KNOTTY PROBLEM

THE FUTURE of long-playing records and equipment depends upon public satisfaction and convenience. For the present, to give both to the public requires a means of playing any type of record on one phonograph. That single unit must have an absolute minimum of extra trappings, and must operate with complete ease and simplicity. Here is how new Astatic FL-Pickups help provide this answer. One FL-Pickup plays all three types of records—33 $\frac{1}{3}$, 45 and 78 RPM. The switch from one record to another is made WITHOUT CHANGING NEEDLE PRESSURE or similar adjustments. All that need be done is to insert one tiny slip-in cartridge for any long-playing records, slip it out and insert another for 78 RPM recordings. It's so easy a child can make the change in seconds. Entirely new pickup engineering provides the ultimate in clarity and depth of tone, at only five grams needle pressure. Write for illustrated literature, complete details.



FL-33 Crystal Pickup



FLC-33 Crystal Pickup



FLT-33 Crystal Transcription Pickup

Astatic Crystal Devices manufactured under Brush Development Co. patents



EVERY SERVICEMAN CAN afford SUPERIOR TEST EQUIPMENT



THE NEW MODEL 770 —
AN ACCURATE POCKET-SIZE

VOLT-OHM-MILLIAMMETER

(Sensitivity: 1000 ohms per volt)

Features: • Compact-measures 3 $\frac{1}{4}$ "x5 $\frac{1}{2}$ "x2 $\frac{1}{4}$ ". • Uses latest design 2% accurate 1 Mil. D'Arsonval type meter. • Same zero adjustment holds for both resistance ranges. It is not necessary to readjust when switching from one resistance range to another. This is an important time-saving feature never before included in a V.O.M. in this price range. • Housed in round-cornered, molded case. • Beautiful black etched panel. Depressed letters filled with permanent white, insures long-life even with constant use.

Specifications: 6 A.C. VOLTAGE RANGES: 0-15/30/150/300/1500/3000 volts. 6 D.C. VOLTAGE RANGES: 0-1 $\frac{1}{2}$ /15/75/150/750/1500 volts. 4 D.C. CURRENT RANGES: 0-1 $\frac{1}{2}$ /15/150 Ma. 0-1 $\frac{1}{2}$ Amps. 2 RESISTANCE RANGES: 0-500 ohms. 0-1 Megohm.

The Model 770 comes complete with self-contained batteries, test leads and all operating instructions.

13.90
NET

We manufacture a complete line of radio test equipment.

Write Dept. RN4 for FREE catalog today

SUPERIOR INSTRUMENTS CO.

227 Fulton Street

New York 7, N. Y.



at your regular jobber

SURPLUS BARGAINS

REC. & TRANS.

BC 454 (new) 3 to 6 mc.
BC 457 or ARC5, 4 to 5, 80 mc.
(slightly used) with
schematic.

Both for
\$8.95



BC 459, 7 to 9.1 mc. (new)	\$14.95
T20 ARC 5, 7 to 9.1 mc.	11.95
T22 ARC 5, 7 to 9.1 mc.	11.95
BC459 7-9.1 mc. (used)	9.95
T22/ARC-5 7-9.1 mc. (new)	12.95
(Used)	9.95
T20/ARC-5 4-5.3 (used)	4.95
274-N Type Trans. 2.1-3 mc. (used)	5.95
BC 453 190-550 kc. (used)	9.95
BC 454 3-6 mc. (new)	3.95
(Used)	3.95
BC 455 6-9.1 mc. (used)	5.95
274-N Type Receiver 1.5-3 mc. (new)	15.95
(Used)	9.95
12 volt Dynamotor (can be used for above)	7.95
ARB Recvr 190-9.05 mc. continuous (exc. for marine) (used)	19.95
ARN-7/BC 433 Recvr 150-1750 mc. continuous (used)	14.95
ASB/7 Indicator Unit with Tubes (exc. basic unit for 5" scope) (used)	14.95

SELSYN XMITTER & INDICATOR



Ideal as Radio beam position indicator for Ham, Television or commercial use. **\$4.95**
Complete with I-82...

Spare set of Tubes for Command Recvr or Trans. Specify which set. **\$ 1.29**
Dynamotor 6 volts DC—300 volts DC 85 ma. **4.95**
PE-103 Dynamotor 6-12 volts DC—500 volts DC 160 ma. (new, complete with base) **7.95**
(New, without base) **7.95**

SCR-522 TRANS. & REC.

Like New **\$39.50**
BC 375 Tuning Unit, New **2.45**

FILAMENT TRANSFORMERS—110 volt 60 cycle primary.

12-24 volt at 2 amp. **\$ 2.95**
5-24-30 volt at 2 amp. **3.95**
6-3 volt at 3 amp.—5 volt at 3 amp.—
33 volt at 150 ma. **1.95**

PLATE TRANSFORMERS—115 volt 60 cycle primary.

3200 volts NO CENTER TAP—NEW.
Two (2) used SINGLE PHASE FULL WAVE RECTIFIER CIRCUIT give 2900 volts WITH 300 ma. LOAD. **8.95**
540 C.T. @ 150 ma. **15.95**
5 volts @ 3 amp. **3.95**
6.3 volt @ 6 amp. **3.95**

880 C.T. @ 150 ma. **4.95**
6.3 volt @ 4.5 amp. **4.95**
1.7 volt @ 5 amp. **4.95**

HEINEMAN CIRCUIT BREAKERS

120 volts @ 10 amperes **.89**
120 volts @ 20 amperes **1.95**
120 volts @ 30 amperes **2.49**

TRANSMITTING AND RECEIVING TUBES

2X2	.89	6L6	.89	959	\$1.25	5Y9	\$.59
5Z3	.79	717A	.69	VR150	.79	6X4	.90
757L6	3.95	807	12.95	3047L	.80	6A15	.89
832A	3.95	958	.59	6AJ5	.89	6E27	12.95
6L6G	.89	6AC7	.89	4E27	12.95	6X5	3.95
801A	.49	807	4.95	829	3.95	6C7	.89
866A	1.39	810	4.95	65C7	.89	954	4.95
954	.59	6AK5	.89	803	4.95	65N7	.89
65N7	.89	VT127A	2.95	1616	.89	617	.79
617	.79	860	4.95	872	1.98	813	7.95
813	7.95	65H7	.89				

CATHODE RAY TUBES

3BP1 **\$2.49** 5BP1 **\$2.95** 5HP4 **\$3.95**
5BP1 **2.95** 5HP4 **2.95** 5FP7 **3.95**

FL-8 Audio Filter (new) **\$1.79**
Add 40c for postage.
DC Ammeter 60-0-60 (new) **.97**

CHOKES FOR MEDIUM POWER "B" PLUS SUPPLIES

6 henries @ 150 ma. **\$1.49**
10 henries @ 150 ma. **3.19**
10 henries @ 200 ma. **3.19**

FILTER CONDENSERS OIL FILLED

2 mfd. @ 600 volts. 3 for **\$.49**
10 mfd. @ 600 volts. **1.19**
1 mfd. @ 1000 volts. **.49**
8 mfd. @ 2000 volts. **3.49**
2 mfd. @ 2500 volts. **2.95**
1 mfd. @ 3600 volts. **2.95**
1 mfd. @ 4000 volts. **3.49**
2 mfd. @ 4000 volts. **4.95**
3 mfd. @ 4000 volts. **3.45**
2 mfd. @ 5000 volts. **5.95**

Remittance with Order. Minimum Order \$2.50.
Orders F.O.B. Los Angeles, Calif.
Prices Subject to Change without Notice.

ESEGE SALES CO. LTD.

Distributors of Surplus Radio and Electronic Parts
1306 Bond Street at Pico
Los Angeles 15, Calif.

\$139 PHONO AMPLIFIER

3 at \$1.25
2 Tube AC-DC
PHONO OSC.—2 TUBE \$2.75
Uses 35Z5, 12SA7, 2 tubes \$1.20
PHONO AMPLIFIER
3 Tube AC-DC
\$169



3 at \$1.49
Volume and Tone Controls.
Uses 12SQ7, 35Z5, 50L6.
Set of 3 Tubes. **\$1.35**
Output Trans. **.32**
5" Alnico Speaker **1.10**
6" PM Speaker **1.45**
ALLIANCE PHONO MOTORS. **2.50**
Pickup **\$1.79**—High Output Pickup **1.99**

All Above Wired & Tested
\$1 Deposit on all orders. Free Catalog RN
RADIO MAIL ORDERS
75 Barclay St., New York 7, N. Y.

"Perhaps you have received additional queries concerning the Taylor super-modulation system as given in the September and October 1948 issues of your magazine? After re-reading the article a goodly number of times and waiting several months hoping to hear more about it, I scaled down his rig to a pair of 807's and have made a few test transmissions with very interesting results. At least to me. And judging from the other fellows on ten who have heard it, considerable interest has been aroused.

"On writing "QST" asking for further information, and why we hadn't been seeing articles on it, it really bowled me over to find that "Q Street" had originally turned down the article and considered the claims to be fantastic.

"Well, I'm in business on ten with it, and I like it. Perhaps it is not so sharp that you may miss it in tuning, but it is much sharper than conventional AM with a tendency towards full 100 per cent modulation. I am especially enthusiastic about the two primary claims. One, that the audio sideband power is extended right up to CW level, and two, that the audio power required to obtain this efficiency is exceptionally small. Let alone the ability to reduce the carrier.

"Would it be possible to get Mr. Taylor's address from your organization? Would he welcome inquiries? Incidentally, the receiving advantage provided by his system (he mentions it as an elevation of the base line in the detected signal) really works. I had definite and interesting corroboration during one contact."

John K. McCord, W1BIJ
48 Franklin Street
Medford, Massachusetts

Thanks, OM, for your report of results on Bob Taylor's super-modulation system. It checks with results of many others who have used it. Chances are you'll soon be hearing transmissions from one of several MARS stations who are testing the system!! We'll be glad to forward correspondence for you.

MORE MATHEMATICAL ACROBATICS?

"While reading the November 1948 issue of your good publication, I came across an article by G. A. Burns showing a method for calculating ohmmeter scales. The article appeared on page 162 and even though it was quite interesting, it seems to me that Mr. Burns subjects the builder of 'custom tailored' ohmmeters to a great deal of tedious mathematical acrobatics by the formula he proposes.

"Permit me to suggest a formula which I have used for quite some time and have found to be the simplest of them all:

$$\text{Scale division} = \left(\frac{\text{int. res.}}{\text{int. res.} + O} \right) D$$

where:
D = total number of divisions
O = value of ohms mark.

VACUUM TUBE VOLTMETER E.M.C. MODEL 300 KIT

NOW
\$24.95



6 ranges D.C. volts to 1000 volts. 5 ranges A.C. volts to 1000 volts. 6 ranges resistance to 1000 megohms. 4 ranges capacity from .000025 mfd. to 20 mfd. Zero Center Position.

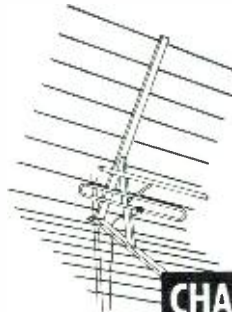
Write for Free
Broadcaster
Newspaper

Complete kit \$24.95 Assembled unit, \$39.50

10%
CASH
WITH
OR-
DERS
ALMO
Covers the Globe
Phone
LO
3-9225

509 Arch Street, Philadelphia 6, Penna.
Sixth & Orange Sts., Wilmington, Del.

WEAKEST TV CHANNEL EQUALS BEST!



with
SUPER GAIN

CHANNEL CHIEF

RADAR SENSITIVITY

Television owners—no "hard-to-get" channel with new radar type square corner antenna. You get a brilliant image on your weakest channel (7 to 13) by attaching "Channel-Chief" to your present antenna. Simple to install. "Channel-Chief" provides a power improvement of 1500% over conventional dipoles. 15° mirror-focus beam eliminates ghosts.

SERVICE MEN—Write for trade discount. Order now! Give channel number—25% dep.—bal. C.O.D.

CHANNEL-CHIEF CO.

37 Mall Dr., North Plainfield, N. J.

ONLY **\$1995**
Includes
60 Twin Lead

FREE

Send name and address for our free catalogue, chock-full of standard brand radio and TV sets, parts and equipment at rock bottom bargain prices.

COMMERCIAL RADIO, Dept. N
36 Brattle St. Boston 8, Mass.

RADIO COURSES

- RADIO OPERATING
- RADIO SERVICING
- REFRIGERATION SERVICING
- CODE
- ELECTRONICS
- F.M. TELEVISION

Write for Catalog and Picture Brochure

Y.M.C.A. TRADE & TECHNICAL SCHOOLS
229 W. 66th St. (West of B'way), N. Y. City

WANTED

Western Electric Vacuum Tubes, types 101F, 102F, 272A, 274A or B, 310A or B, 311A, 313C, 323A, 328A, 329A, 348A, 349A, 352A, 373A, 374A, 393A, 394A, 121A Ballast Lamps.
Box 470, % RADIO & TELEVISION NEWS,
185 N. Wabash Ave., Chicago 1, Illinois.

RADIO & TELEVISION NEWS

"To use the values Mr. Burns suggested, this would give:

$$\text{Scale division} = \frac{2345}{10345} \text{ times } 100 \text{ equals } 22.7.$$

"As you can very readily see, this formula will, with (or without) the use of a slide rule, permit the calculation of a complete ohmmeter scale in a very short time.

"Since the numerator always stays the same, it is a simple matter to set the hairline of a slide rule to that value on the D scale, and by moving the C scale, the answer can be read directly on the D scale.

"I have taken the liberty of submitting this formula for your consideration, and also I thought that perhaps it might be of some interest to your many readers."

Rudolph Graf
12 Harrison Avenue
Brooklyn 11, N. Y.

Thanks for the suggested simplified method. It certainly does seem to work, and those readers interested will be happy to use it.

* * *

MORE RECRUITING UNDER WAY

I HAVE followed with interest your recent editorials referring to the need for 'new blood' in our amateur fraternity. There is no doubt in my mind but what this topic is indeed timely, for there is no time like the present, when amateur radio is approaching its most active season, to induce the enthusiasms necessary into club membership to do something to alleviate the condition.

"I am happy to report that following your editorial in the September, 1948, RADIO & TELEVISION NEWS and that in 'Zero Bias' in the October CQ, a correlation of these two reports was printed in the November issue of the 'Ground Wave,' the St. Paul Radio Club newspaper.

"Following the printing of this correlation, a committee to decide what our club might do to induce activity was appointed at the November meeting. From this, you may deduce that as one of the major projects of the season, the St. Paul Radio Club is attempting to 'spread the gospel of amateur radio' and 'induce new ham blood into our ranks.'

"As president of the St. Paul Radio Club, I wish you the best of success in this project."

James L. Whittaker
1812 East Maryland Avenue
St. Paul 6, Minnesota

The above letter is typical of many received since the September editorial. Many clubs and individual amateurs are taking steps to train new amateurs.

You, as an individual or club member may aid in the program, and in addition help yourself and your club by entering the RADIO & TELEVISION NEWS \$10,000 Contest for new amateurs.

Contestants, have you sent in your entry blank?


-30-

ACORN OFFERS BETTER BUYS... SHOP BY MAIL AND YOU SHOP WISE!

★ PORTABLE WIRE RECORDER

Sold Nationally for \$169.50.
Our Sensational Price only... **\$139.50**

Get the finest product on the market to answer every sound recording need! High fidelity, frequency response 60 cy-10,000 cy. Has 8" Jensen extended range speaker. Simply press button for instant action. Ideal for professional use by doctors, lawyers, teachers and performing artists. Can make direct recordings from radio, phonograph, and telephone. Wire can be erased and re-used thousands of times without any loss in fidelity. Comes with 2 15-minute spools of wire. Shipping wt., 43 lbs.



★ ELECTROLYTIC CONDENSERS

40-40 @ 150V	}	\$.64
20 @ 50V		
200 @ 10V	}	1.29
20-20-20-20 @ 450V		
20-20-20 @ 475V	}	1.34
20 @ 450V		
20-20 @ 450V	}	.74
40-40 @ 400V		
20 @ 400V	}	.77
30 @ 450V		
10-10 @ 350V	}	.38
20 @ 25V		
30-20-10 @ 450V	}	.99
20 @ 25V		
100 @ 50V	}	.57

★ 4 GANG FM TUNING CONDENSER

Perfect condenser to cover FM band and similar applications. 3-30 MMFD per section. Wt., 2 lbs. Styrene insulation. Each, \$1.79; 3 for... **\$4.75**

PLANETARY DRIVE
5-1 ratio for 1/4" shaft. Each... **49c**



★ 10 STATION INTERCOM

Brand New Only

\$61.50

(less substations)

110 volt-60 cycle AC; 16 watt push-pull output. Standard 3-wire control system. Includes all tubes, output indicator, and flasher signals. Metal house substations: \$5.95 each.

Instruction sheets included. Shipping wt., 60 lbs.

★ FILTER CHOKES

10 henry 250 mils 300 ohms DC	\$2.95 ea.
10 henry 150 mils 60 ohms DC	1.39 ea.
10 henry 100 mils 200 ohms DC	1.09 ea.
10 henry 85 mils 250 ohms DC	.97 ea.
10 henry 55 mils 350 ohms DC	.79 ea.
15 henry 70 mils 420 ohms DC	.79 ea.

★ Bargains in SPEAKERS

12" coaxial JRP-40 Jensen high fidelity, tweeter woofer. Frequency range 60-12,000 C.P.S. Voice coil impedance 6-8 ohms. 12 watt undistorted output. Shipping wt., 15 lbs. **\$16.50**
List \$30.

12" high fidelity extended range Jensen PM 12SH, Alnico V Magnet, 6-8 ohm voice coil, 9 watts output. **\$8.45**
Wt., 12 lbs. List \$18.00.

10" PM Jensen, "Standard Series" P10T ST. 119. An excellent speaker for good quality radio sets or PA systems. Output undistorted 8 watts. Voice coil impedance 6-8 ohms. Wt., 7 **\$4.49**
lbs. A great value at.....

★ POWER TRANSFORMER

Thoradson power transformer, pri. 115V 60 cy-sec. 780 C.T. @ 200 mils. 6.3V C.T. @ 4 1/2 amps, 5V @ 3 amps. 2 1/2 V @ 4.75 amps. 2 1/2 V C.T. @ 1.75 **\$4.95**
amps, upright mtg. Wt. 12 lbs.

★ HEAVY DUTY POWER TRANSFORMER


Pri. 110/220 volts 60 cycle. Sec. No. 1-410-0-110 at 400 mil. No. 2-6.3V at 3 amps. No. 3-6.9V at 13.5 amps. No. 4-5V at 3 amps. No. 5-2.5V at 1.7 a.m.p.s. Dimensions: H-6 1/2", W-6 1/2", D-5 1/2". Wt. 33 lbs. **\$7.49**
Made by GE for the US Navy. Tremendous value! 3 for \$20

PHONE WORTH 4-3270

ACORN ELECTRONICS CORP.

80 Vesey St., Dept. N-4, New York 7, N. Y.

TERMS: 20% cash with order. Balance C.O.D. All prices F.O.B. our warehouse in New York City. No orders under \$2.50.



TELEVISION RECEPTION PROBLEM — No. 2 of a series.

WORKSHOP TV ANTENNAS REDUCE CO-CHANNEL INTERFERENCE AND NOISE TO A MINIMUM

The very sharp directional pattern of Workshop's Super High Gain 6-Element Array combined with its high "front-to-back ratio" cut interference so that fringe areas enjoy sharp, brilliant reception.

INTERFERING CO-CHANNEL SIGNAL

Send for the new Workshop TV Catalog (No. 49)

THE WORKSHOP ASSOCIATES, Inc.

Specialists in High-Frequency Antennas

62 NEEDHAM STREET, NEWTON HIGHLANDS 61, MASSACHUSETTS



Remarkable Values!

CONDENSERS	
Variable Ceramic 4 1/2 to 25 mmfd.	\$0.29
GF Variable 25 to 430 mmfd.	75
Variable MT100GS 150 mmfd.	1.00
Bathub 1.1-1.600V btm mount.	.20
Bathub 1mf-600V side mount.	.25
Bathub 1mf-900V side mount.	.25
Bathub 2mf-500V side mount.	.35
Electrolytic Caps 10mf-250V.	.30
Round Can 2mf-200V.	1.20
Plug-in 3x5 mfd-400V.	1.10
Postage Stamp Mica .01-500V.	.06
Postage Stamp Mica .005-500V.	.06

RESISTORS	
Carbon Insulated	Ea. \$0.05
620 ohms 1 watt	200 ohms 1/2 watt
100000 ohms 1/2 watt	1500 ohms 1/2 watt
300000 ohms 1/2 watt	
Flatohm 200 ohms center tapped.	.10

RHEOSTATS	
145 ohms 25 watt	\$0.75
250 ohms 50 watt	\$1.00
3500 ohms 50 watt	.75
2500 ohms 150 watt	1.00

RELAYS	
115V AC Double Pole Double Throw.	\$1.25
115V DC DPDT 6000 ohm hvy duty coil.	1.25

VIBRATORS	
National Mfrgr Sync 6V.	\$1.60
National Mfrgr 12V.	1.25


SOCKETS	
Loctal Wafer, \$0.06; Miniature 7 Pin Wafer.	\$0.05
Natural Bakelite Octal.	.07

SWITCHES	
Bakelite Wafer Rotary Switch	
6 Pole 2 Pos 4 Deck.	\$1.00
4 Pole 3 Pos 2 Deck.	.45
3 Pole 4 Pos 2 Deck w/AC SW.	.40
Toggle SPDT 2 Pos w/1 momentary.	.10
Miniature Microphone Buttons.	.15

MISCELLANEOUS	
RCA Phono Jack & Plug.	per set \$0.12
SC JK34A Single Circuit Phone Jack.	.10
SC JK33A 3 Circuit Microphone Jack.	.10
PL 259 Coax Connectors of Elbows.	.22
Lamps Miniature Bayonet Base 12-16V.	.05
Dimmer Pilot Assembly for 47 type lamp.	.24
Regular Pilot Assembly for 47 type lamp.	.24
Original Tuning Crank Knobs for ARC 5 & SCR 274 Command Receivers.	.53
Spinner Knobs 1 3/4" Bakelite w/brass insert for 1/4" shaft.	1.25
Microphone-Mobile Push-to-Talk P1 Button.	1.19
ARR1 Antenna 2 Meter 1/4 wave w/female coax connector.	.75
Panel Board—\$25.00 Value—HAS: 1-Telephone Type Lever Switches DPDT & 1-Gain Control.	4.49
Telegraph Key—Totally shock proof.	.75
Aircraft Control Box—HAS.	
3 Circuit Breakers, 3 Amphenol Connectors, 1 ON-OFF Switch plus many misc. parts.	1.75
Tubes—Limited Quantity.	
1852/GAC7	\$0.50
6SN7	\$0.50

HARDWARE Screws .05 per dozen	
3-40 x 1/4" L Binding Head Brass NP (ARC 5)	
4-40 x 3/16" L Binding Head Brass NP	
4-36 x 3/16" Round Head Brass	
4-36 x 3/8" Binding Head Steel Black NP	
4-32 x 1/4" Round Head Brass	
6-32 x 1/4" Round Head Steel Cad Plated	
Nuts \$0.05 per dozen	
4-32 x 1/4" Brass 6/32 x 1/4" Brass	

LYSCO TRANSMITTER



Model 129—10 Meter.
Model 175—75 Meter.
Designed for Mobile or Fixed operation in the 10 or 75 Meter Phone Band. Dimensions 5" x 4" x 5 1/2". Tube Complement: 6AG7—oscillator 6AG7—power amplifier. 6AG7—modulator. Power output 8 watts (less tubes).....\$23.95

LYSCO "DIPMASTER"

Combination Grid Dip Meter, Field Intensity Meter, Wave Meter, Phone Monitor. Continuous tuning from 3 to 150mc Bandswitching, no plug-in coils. Built-in power supply, 0-1 ma meter. Dimensions 6 1/2" x 3" x 3 1/2". Power 1.5V AC/DC 13 watts. Complete with 955 tube.....\$33.50

LYSCO NOISE LIMITER MODEL NXL

Works with any receiver. Fully adjustable threshold control. Tube 1-6AL5. Dimensions 3" x 2 1/4" x 1 1/4"......\$4.50 (less tube)

All Prices F.O.B. Hoboken, New Jersey. 25% With Order. Balance C.O.D. No Order Under \$1.50.

WOODLAND SUPPLY CO.

BOX 311 RUTHERFORD, N. J.

"MULTI-TESTER" MODEL 30



Model 30 (Illustrated) \$15.95 Net
Model 30P (Portable) \$19.45 Net
Model 30K (Complete KIT and Instructions) \$13.95 Net

"RANGE MASTER" MODEL 10P



Model 10P (Illustrated) \$26.95 Net
Model 10F (10P with all-range fuse protection) \$28.15 Net

Write for Free Catalog
BRADSHAW INSTRUMENTS CO.
42 Flatbush Ave., Dept. RN, Brooklyn 17, N. Y.



JOBS IN TELEVISION

YOUNG MEN 16 TO 60

There is a job opening for every qualified trained Television Technician.

WE CAN TRAIN YOU

FREE EMPLOYMENT SERVICE

Visit Our Modern Laboratories and Class Rooms
Approved Under G.I. Bill of Rights

AMERICAN RADIO INSTITUTE

New York, N. Y. 2010 Broadway
Syracuse, N. Y. 131 Shonnard St.
Mt. Vernon, N. Y. 174 Gramatan Ave.
Buffalo, N. Y. 640 Main St.
"Teaching Radio Since 1935"

Television Receivers

(Continued from page 46)

similar to the type shown in Fig 1. This one is partially adjustable (the coil can be moved forward and it can be rotated a few degrees about the tube axis). The deflection coil is adjusted in the following manner:

Step 1. Obtain a raster on the screen by the preceding ion trap and focus coil adjustments.

Step 2. Rotate deflection coil until the lines in the raster are horizontal.

Step 3. Move deflection coil as close as possible to bulge in the tube.

Step 4. Tighten screws.

In Fig. 1, the deflection, focus, and ion trap coils are shown mounted cor-

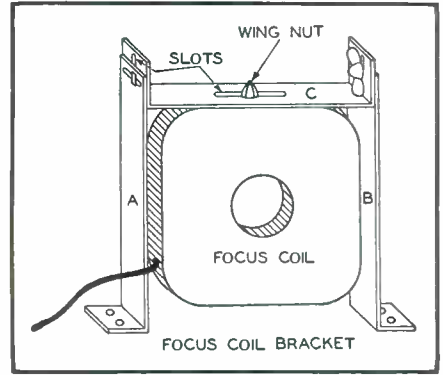


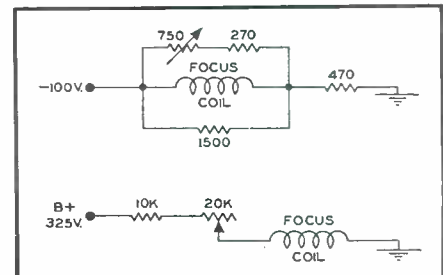
Fig. 7. Supporting bracket for focus coil.

rectly on the neck of a 10BP4 cathode-ray tube.

If it is found that pictures appearing on the screen are too wide and too high, use the horizontal and vertical size controls to reduce the image to fit the screen mask. It is not good practice to move the deflection yoke back in order to achieve the same result.

The foregoing adjustments concern tubes which employ electromagnetic deflection. With electrostatic tubes, the adjustments are considerably simplified because there are no ion traps or movable coils to adjust. The tube is placed in its socket, the power turned on, and the brightness control turned clockwise until a raster is visible on the screen. The contrast control is turned completely to the left to prevent signals or noise voltages from reaching the cathode-ray

Fig. 8. Two widely used methods of varying the current through the focus coil.



UNUSUAL PRICES

PERFECT JAN. & STANDARD MAKE TUBES

Magnetrons	884 \$ 1.35	705A \$ 1.25	715D \$ 9.95	802 \$ 4.25	954 \$ 3.30
2121A \$12.00	885 1.25	719A 1.25	715E 27.95	803 5.95	855 4.25
2126 12.00	Rectifiers	866A 1.35	802 27.95	807 1.25	858 4.25
2127 12.00	2X2 \$.40	872A 2.50	8C21 22.50	808 1.95	957 4.25
2131 12.00	2X2A 1.99	878 3.95	Power Tubes	813 7.95	958A 4.25
2140 20.00	371B 1.25	881B 2.75	2C3 \$.35	814 2.75	959 4.25
2149 25.00	5R4GV 1.25	8020 2.70	2E24 \$ 4.50	832A 3.75	9001 .55
2150 25.00	RK72 1.25	R. Tubes	2E26 3.95	845 3.25	9002 .35
2161 25.00	RK73 1.25	1E3 9.95	3E24 5.0	849 29.95	9003 .45
2162 50.00	217C 3.95	1E24 5.95	350D 1.85	840 1.98	9004 .55
706AY 12.00	250R 3.00	1E28 19.95	368AS 1.80	801 19.95	9006 .35
7144Y 4.20		721A 2.75	368A 1.80	824 1.45	
725A 20.00		Modulators	446A 1.80	1E25 .25	
730A 18.00		4C35 \$18.95	450TH 19.95	8012A 2.50	
		827 8.95	WL46B 8.95	8025 3.00	
		701A 3.95	801A .69	Acorn	
		715A 7.95	703A 1.80	1A3 \$29	

LIBERTY ELECTRONICS, INC.

135 LIBERTY STREET NEW YORK 6, N. Y.
WORTH 4-8262

AMPERITE

Studio Microphones
at P.A. Prices

Ideal for
BROADCASTING
RECORDING
PUBLIC ADDRESS

"The ultimate in microphone quality," says Evan Rushing, sound engineer of the Hotel New Yorker.

• Shout right into the new Amperite Microphone—or stand 2 feet away—reproduction is always perfect.

• Not affected by any climatic conditions.

• Guaranteed to withstand severe "knocking around."



Models
RBLG—200 ohms
RBHG—Hi-imp.
List \$42.00



"Kontak" Mikes
Model SKH, list \$12.00
Model KKH, list \$18.00

Special Offer: Write for Special Introductory Offer, and 4-page illustrated folder

AMPERITE Company Inc.

561 BROADWAY • NEW YORK 12. N. Y.

Canada: Atlas Radio Corp., Ltd., 560 King St. W., Toronto

FREE

send today for this
big book of values in

TELEVISION
RADIO, ELECTRONIC,
INDUSTRIAL, SOUND &
AMATEUR EQUIPMENT



**NEW 1949
NEWARK CATALOG**

20,000 items including everything in STAND-
ARD BRAND equipment! 148 pages packed
with pictures, charts, and vital information!

KITS! SETS! PARTS! ACCESSORIES!

No matter how tiny the part, how tremendous the system . . . it's listed in this mammoth catalog . . . the one easy, satisfactory way to always get top-performing, top-value equipment! The most complete essential reference book for pros, hams, hobbyists, novices, oldtimers . . . anyone, everyone interested in TV, radio and sound equipment!

24-HR. MAIL SERVICE • ONE YEAR TO PAY

3 GREAT STORES! Uptown at 115 West 45th Street
and Downtown at 212 Fulton Street in NEW YORK
323 West Madison Street in the heart of CHICAGO

NEWARK
RADIO & TELEVISION

MAIL COUPON TODAY

Newark Electric Co.
242 W. 55th St., NYC

Dept. D-2 Please send FREE Newark Catalog to:

NAME _____

ADDRESS _____

CITY _____ STATE _____

tube. The focus control is now adjusted until the lines of the raster stand out sharp and clear. Rotate the contrast control until an image appears on the screen. The image should be square with the mask if the tube has been set properly in place. If the image is not square, then the entire tube, with its socket, will have to be rotated until the image is correctly positioned. Most sets make provisions for partial rotation of the tube by providing adjustable tube base screws. Once the image is properly oriented, the screws are tightened.

(To be continued)

DX Receiver

(Continued from page 61)

except to drop the volume. If there is any pulling the signal may be tuned in with either control. The one adjustment made on ten meters is satisfactory for all bands.

The usual precautions of keeping all r.f. leads short, direct, and well away from other wires and the bypass condenser leads as short as possible will repay the builder. Should the noise silencer not be wanted it can be omitted by connecting the plate lead of the 6AC7 directly into T₂ and ignoring the circuits and tubes between. If it isn't incorporated when built we suggest you leave room for later inclusion as it is a big help in pulling in the stuff through QRM of all kinds.


Two final tips, use a Faraday shield at the receiver and a pi-network to tune the antenna line. The Faraday shield here is external and connects to the set with a piece of coax cable to the receiver input. Both our 3 element beams perform far better when these two are in use than straightthrough even though the lines are quite flat for both bands.

As to results, we have worked 159 countries with this set and heard regularly about 15 more Asians that the local boys with their expensive commercial jobs don't hear. Also we can work through the strong evening QRM at will.

-30-



CHAMPION OF ALL ANTENNAS



VEE-D-X

holds every record
for **LONG DISTANCE
RECEPTION**

This is fact — not fiction. VEE-D-X super high-gain antennas have put good TV reception into thousands of homes where it was thought impractical because of distance. Our own research, and several hundred unsolicited letters from enthusiastic users, provides convincing proof that VEE-D-X means video distance — and delivers it. For further information, write or mail coupon below.

LaPointe-Plascomold Corp., Unionville, Conn.

Send complete details on Vee-D-X antennas to

Name _____

Company _____

Street _____

City _____ Zone _____ State _____

Sensational NEW 1949

MIDWEST RADIOS

with DUAL-SPEED RECORD PLAYER

EASY TERMS

Powerful 5 WAVE BAND SERIES

16 AM-FM CHASSIS

SEPARATE CHASSIS OR COMPLETE CONSOLES AVAILABLE

SYMPHONY GRAND
AM-FM RADIO-PHONOGRAPH



A magnificent musical instrument that offers the new Dual-Speed Phonograph which plays and changes, automatically, both the new LP (long playing) records as well as Standard records. Uses the powerful Series 16 AM-FM Radio Chassis. Offers Flash-O-Matic Volume and Band Indication; TELEVISION Audio Switch-Over; Giant 14 1/2" Panasonic Speaker; Color-Ray Tuning; No-Drift FM. Other beautiful console and table models available with Series 16, 12 or 8 chassis.

SEND THIS COUPON TODAY

BUY DIRECT FROM FACTORY AND SAVE!
SEND THIS COUPON TODAY. Write in Name and Address (Please Print) on Coupon or in Postcard.

MIDWEST RADIO & TELEVISION CORP.
Dept. 379, 909 Broadway, Cincinnati 2, Ohio
Please send me your new FREE 1949 Catalog.

NAME _____
ADDRESS _____
CITY _____ ZONE _____ STATE _____



Rotating Radar Antenna AS-18A/APS

... a real bargain for use in television and "ham" beam antennas, radio and television relay networks and experimental V.H.F. work. Includes rotating joint, J-67/APS-15 junction box, RE-5/APA-13 relay box, MX-160/APS-15 heater, CN-18/APA-14A torque unit, 28-volt D.C. drive motor. Reflector diam. 28.5". Shipping weight 196 lbs.

\$2750
ea.
Net F.O.B.

SOUTHLAND AEROSUPPLY
Box 868, Dept. C Norfolk, Va.

Classified

Rate 20c per word. Minimum 10 words

RADIO ENGINEERING

PANEL service. Completely equipped shop. Gilpin, Box 638, Rte. 4, Mt. Clemens, Mich.

RADIO Engineering Broadcasting, Aviation and Police Radio. Servicing. Marine Operating and Electronics taught thoroughly. Expenses low. Write for catalog. Valparaiso Technical Institute. Dept. N., Valparaiso, Ind.

SALE

BARGAIN Hunting? Radio Servicemen write. Sensational catalog. Henshaw Radio Supply, 3619 Troost, Kansas City 3, Mo.

BC348, 110V. USED under ten hours. \$85.00. Woodrich, R. F. D. 4, Wellsville, N. Y.

BC348-0 RECEIVER complete with headphones and speaker, converted for 110V A.C. Excellent condition. Sidney Rotz, 269A Stevens Ave., Jersey City, N. J.

HALLICRAFTER, S-40-A. Slightly used. \$65.00. Chas. Cerami, 146 Congress St., Newark, N. J.

RCA 500 WATT Public Address Amplifier, new, \$250.00. Al Williams, 31-D Victory Heights, Spokane, Wash.

MILLIAMMETERS Weston 2" dia. Sensitive 0-1 mil movement \$2.95. Neon Glow Lamps, 1/4 watt GE-NE-48. List 4c, 10 for \$1.50. Rectifiers, 115 AC to 110 DC, center-tap, 6 amps. \$4.95. 2-jaw Mechanical Retriever, pick up screws, etc. \$1.00. Send check or money-order. All items postpaid. Anchor Surplus, Dept. R, 6987 W. Fort St., Detroit 9, Mich.

HALLICRAFTERS SX43, excellent condition, \$135.00, delivered. Navy ARB, converted 110V, good condition, \$32.50, delivered. Box 8, Calhoun, S. C.

SELENIUM Cells, 200 milliamperes, 1 1/2" diameter with pressure plates 15c set. Hornbeck, 514 Sanders Ave., Scotia, N. Y.

SYLVANIA 7" scope, in original carton, never used, \$100. H. L. Phillips, 151 Trenton, Findlay, Ohio.

16" REK-O-KUT standard Recording Turntable, Masterpro M-5 cutting mechanism, Presto 1-C Cutter, good condition, extra motor, recording meter, Shure 556 Microphone, \$325. C. Foster, 726 Milwaukee Rd., Beloit, Wis.

NC200 COMMUNICATIONS receiver, less speaker, in good condition, \$90. Reply to Herbert Gordon, 12 Sunnyside Ave., Wellesley 81, Mass.

SURPLUS BC-457, \$5.95; BC-458, \$6.95; BC-1206C, \$5.95; BC-433G, \$12.95; FT-226 Racks, \$1.19; P-1 Generators, \$7.95; PE-94C Dynamometers, \$4.95; T-17B Mikes, \$1.19; HS-38 Headsets, 49c; MC-251 Mikes, 29c; TU-26B Tuning Units, \$2.95; VHF-152, \$75.00; S-20R, \$49.95; DM-36, \$29.95; 905 Trans-Meter, \$29.95; XE-10 NBFM Exciter, \$29.95; Meissner Analyst, \$69.95; Adj-A-Volt Xfmr. \$19.95; 3E29, \$2.95; 829B, \$3.45; 832A, \$2.95; 1625, 39c; 1626, 39c; 809, \$1.25; TZ-40, \$2.95; TUF-20, \$3.45; 6AG7, 95c. Many other items and types of tubes. Write, complete list. Alvert J. Arnold, W5WX, Box 706, Amarillo, Tex.

B.C.312 RECEIVER in A-1 shape. Has A.C. power supply, \$75.00. Paul Trinkle, Box 195, Orleans, Ind.

RECTIFIER power supply, 3ph 220v, 220 Amp 12v, or 100 Amp 24v contains 3/4 hp 220 lph motor. Bargain at \$150. O.K. used Telechron clock motor & gear train 1rpm. \$1.50 used. Magnetic voice recorder, complete with amplifier & crystal Mike. New with 20 blanks, only 13 to sell at \$55 ea. Wilson Radio, 155 1/2 Hoyt St., Muskegon Hts., Mich.

WIRE Recorder Webster 78 with G.E. Amplifier and Speaker, new, \$100. Sweger, 111 N. Day Ave., Rockford, Ill.

SURPLUS B-29 Gunsights, Servos, Computers, Turret Motors, Atomic Pilots. Get list. Smead, % High School, Everett, Wash.

12B8 & 25B8 TUBES. Adapter unit using 2 miniature tubes (6AT6 & 6BA6 for 12B8, and 12AT6 & 12BA6 for 25B8). Takes less space than original tube, nothing else to buy, just plug in and it works. Money-back guarantee. 12B8 or 25B8 unit complete: \$2.49 each, 10 units for \$22.50. Send 25% deposit, balance C.O.D. Write for free parts catalog. Commercial Radio, 36 Brattle St., Boston, Mass.

COAXIAL Cable. Identical characteristics as RG-58/U. Send dime for 3 foot sample: 300 ohm Twin-Lead \$1.75 per 100 feet. Harry H. Van Dick, Box 236, Little Falls, N. J.

TELEVISION, radio, tubes, parts. Send for free bargain list. Hallmark, 592 Communipaw Ave., Jersey City, N. J.

ALUMINUM tubing, angles, channels and pipe. Write for list. Willard Radcliff, Fostoria, Ohio.

2 USED Capehart changers and motors. No cabinets. Play 20 records mixed sizes on both sides. Crated ready for shipment. No reasonable offer refused. Ulrich, 1621 Elm St., Youngstown, Ohio.

ENERGY storage, 50 ufd. Cornell-Dubilier oil filled 600 VDC or 1000 VDC intermittent. New surplus at \$3 or 4 for \$10. Capacitors, 1652 Russet, Dayton 10, Ohio.

VACUUM tube voltmeter plans. Special feature give appearance (and performance) equal to factory built. Use parts you have. Plans. 10c. Hawkins Radio Co., 621 E. 31 St., Kansas City 3, Mo.

NO More Wires. Learn Printed-Circuit methods. Important new aid in designing, testing, repairing modern electronic circuits. Paint working circuits over your sketches or any nonconductor. Excellent for schools. Standard kit, \$4.68, Super, \$7.14 (contains Silver paint); both contain air-drying conducting and resistance paints, free manual. Manual separately, 25c. Free literature. Microcircuits Co., Dept. 4G, New Buffalo, Mich.

PUBLISHING Business For Sale. Excellent possibilities. Radio Electronics field. \$1000 down, balance terms. Radio Electronics Publishing Co., 15 Park Row, New York, N. Y.

POLYSTYRENE coil dope, cement for polystyrene parts and moisture proofing, pint \$1.00. Toggle switches, H & H arrow 3 amp DPDT, ball handle, stem length 1/2", 4 for \$1.00, 9 for \$2.00. Free "Shorty" tapered polystyrene alignment tool blank with each order. All items postpaid in U.S. Kissel Electric Products, 431-N Sherman, Galion, Ohio.

RADIO Diagrams Broadcast 30c; SW, FM or combined, 60c; Television \$1.00; Service information \$1.00 add'l. State manufacturer and model number. Kramer's Radio Service, 36 Columbus Ave., New York 23, N. Y.

RECORD Changer parts for leading makes of changers. We invite mail orders! Ship everywhere. Friends, Wholesale Distributors, 106 N. 6th St., Philadelphia 6, Pa.

BARGAINS: New and reconditioned Hallcrafters, National, Collins, Hammarlund, RME, Meissner, other receivers, tuner, television receivers, transmitters, amplifiers, speakers, etc. Lowest wholesale prices. Terms. Shipped on trial. Liberal trade-in allowances. Write: Henry Radio, Butler, Mo., and 11240 W. Olympic, Los Angeles, Calif.

GRILL Cloth, Celanese, light and dark pieces, 1000 square inches for \$1 bill. Write for list of lowest priced national brand parts in nation Burma Radio, Route 5, Grand Rapids, Mich.

LOWEST Prices. Radio Tubes, parts. Bargain lists. 3c. Potter, 1314 McGee, Kansas City 6, Mo.

HEARING Aids. Zeniths, others. All used but working. Make miniature transmitters or receivers. Complete with cords, ear piece, \$20 ea. Shelby Instrument, 321 W. 7th, Long Beach, Calif.

SURPLUS rotary selector switches 10 for \$1.00; Triple section condensers 2-8-3 @ 200V DC 10 for \$1.00. Witzel, 181 Cobb Terrace, Rochester 10, N. Y.

HOTTEST surplus list in the country. Electronics-Hydraulics, Aircraft-Gadgets. Dick Rose, Everett, Wash.

WRITE Dept. RN18 for our free wholesale list of Radio parts & accessories. R. C. Radio Parts & Distributing Co., 731 Central Ave., Kansas City 6, Kan.

WANTED

ELECTRONICS Surplus: Complete equipment, components, transformers, resistors, gov't surplus, speakers, sets, etc. Unlimited quantities. Plenty of ready cash. Write: Box 482, % Radio & Television News, 185 N. Wabash Ave., Chicago 1, Ill.

SCR-274-N (AN/ARC-5) Receiver 1.5-3 Meg. New condition. State price. Hunt, 2103 S.E. Orange, Portland 14, Ore.

AN/ART-13, BC-348, RTA-1B, AN/APN-9, R5A/ARN-7, AN/ARC-1, AN/ARC-3, BC-788-C, I-152, MN-26. Test sets with TS- or I-prefix, Dynamometers, Control Boxes, Transmitters, Receivers, Power Supplies, etc. State quantity, condition and best price first letter. HI-MU Electronics, Box 105, New Haven, Conn.

LET me repair your ham or aircraft, receivers, test equipment, wire recorders, P.A. amplifiers, etc. Will also wire kits. Write W6HMZ, Trost Radio Service, Concordia, Kan.

TRCI EQUIPMENT T14 Transmitters, R19 Receivers, AM & Amplifiers, PP13 Power Units. Box 476, % Radio & Television News, 185 N. Wabash Ave., Chicago 1, Ill.

HELP WANTED

ENGINEERING Openings! Broadcast-TV (1st phone license); Sales, Design, Development Engineers, Technicians needed for all phases Radio-Electronics. RRR-Radio-TV Employment Bureau, Box 413, Philadelphia, Pa.

WANTED—Patent Examiner. Degree in Mechanical or Electrical Engineering. Must have experience in Electronics, Technical Writing, and Patent disclosures and applications. Give full details of experience and education to SLX-1, P. O. Box 5800, Albuquerque, New Mexico.

INSTRUCTORS in Electronics and Radio. Former Navy Radio Technician instructors willing to locate in the Detroit, Mich., area. Write to Box 452, % Radio & Television News, 185 N. Wabash, Chicago, Ill.

SALESMEN to sell Nationally Advertised Brand Radio Tubes to Dealers and Servicemen at liberal discounts. Good commissions paid. Box 480, % Radio & Television News, 185 N. Wabash Ave., Chicago 1, Ill.

SITUATIONS WANTED

SELECTED group of men, graduates of well-known trade school, desire employment in Radio Field. Will travel anywhere. Qualified in radio servicing, installation, test instruments, circuit operation, etc. Contact Placement Dept., Eastern Technical School, 888 Purchase Street, New Bedford, Mass.

WOULD like a job as radio repairman or Television installer's helper. Allen Jackson, 3761 Lake Park, Chicago 15, Ill.

CORRESPONDENCE COURSE

HAM License! Got yours yet? If you find Morse Code difficult write for Free Code Memorizing lesson. Complete course \$1.00. Dept. R, Otto Luther, New Preston, Conn.

USED Correspondence courses and books bought, sold, rented and exchanged. Catalog free. Lee Mountain, Pisgah, Alabama.

AMATEUR radio licenses. Complete code and theory preparation for passing amateur radio examinations. Home study courses. American Radio Institute, 101 West 63rd St., New York 23, N. Y.

USED Correspondence Courses and Educational Books bought, sold, rented, catalog free. Educational Exchange, Summerville, Ga.

NO More Wires. Learn to design and repair the new Printed Radio Circuits. See ad "No More Wires" under "Sale" heading. Micro Circuits Co., New Buffalo, Mich.

PATENT ATTORNEYS

LANCASTER. Allwine & Rommel, Registered Patent Attorneys. Patent practice before U.S. Patent office. Validity and Infringement investigations and opinions. Booklet and form "Evidence of Conception" forwarded upon request. Suite 414, 815 15th St., N.W., Washington 5, D. C.

MISCELLANEOUS

TECHNICAL Report No. 101. Practical Transformer design, construction and repairing. \$2.00 Postpaid. Conrad Roeschke, Buckhorn, New Mexico.

OREGON only. Our Radiotelegraph Code Practice Machines, model RCM-1, now available on monthly rental basis. Tapes designed for FCC preparation, Advanced, Beginners. Oswego 2-5011 or write Ultradyne Electronics, Oswego, Ore.

"SCHEMATIC Diagrams necessary for Radiotelephone Operator's License." Helpful in studying for commercial or amateur licenses. Send \$1.00 to Framgrim, P. O. Box 1094, Akron 9, Ohio.

THIRTY years repairing radios develops simple system \$1.00. Box 178, Lake Hiawatha, N. J.

27 YEARS of experience Radio Repairing. Simplified system. No calculations. No formulas. Total price \$2.00 postpaid or C.O.D. Moneyback guarantee. Ross Radio, 14615 Grandriver, Detroit 27, Mich.

QSL'S, SWL'S. Free samples. WJHI QSL Shop, Box 32, Manchester, N. H.

RIDER Manuals. 7, 10, 12-15. New. Best offer. McSweeney, Station WOOF, Dothan, Ala.

PHONOGRAPH records cheap. Catalogue free. Paramount, BN-313 E. Market, Wilkes-Barre, Pa.

QSL, SWL. Quality cards printed. W5FAY, 6118 Golbad, Dallas, Tex.

BRITISH and European radio developments are fully reported and analyzed every month in Practical Wireless, Britain's leading radio magazine. Widely read and appreciated throughout the United States. Famous for television and electronic features, authoritative constructional data, discussion columns, news on International Radio Trade developments, etc. For annual subscription mailed direct to your address from London send only \$2.00 to George Newnes, Ltd. (PW.40), 342 Madison Ave., New York 17, N. Y.

RADIOMEN. Servicemen, Beginners. Make more money, easily, quickly. \$250 weekly possible. We show you how. Information free. Merit Products, 216-32R 132 Ave., Springfield Gardens 13, N. Y.

NOW YOU CAN TAKE YOUR CHOICE OF Jensen SALESKITS!

Jensen Saleskits are designed especially to make the demonstration of fine needles easy for servicemen. What's more Jensen needles reduce surface scratch to an irreducible minimum, bring out the clear tone of the instruments you repair. Saleskits slip easily into your pocket; are colorful, impressive, money-makers. Boost your income by ordering your choice of Saleskits from your jobber today. Better than usual discounts. Full information by return mail.



AND THIS—
To increase your profit, an extra Bonus of a Concert or Classic Needle will be sent free with the Kit you order.

Radio Servicemen find their choice of these two Jensen Phonograph Needle Saleskits a real help in making extra profit on service calls. You may select "Kit A" containing 3 Jensen Concert osmium-tipped long life needles priced at \$1 each and 3 Jensen Genuine Sapphire needles at \$2.50 each. Or "Kit B" with 3 Jensen Classic Needles at \$1.50 each and 3 Jensen Genuine Sapphire Needles at \$2.50 each.



JENSEN INDUSTRIES, Inc., 329 SOUTH WOOD ST. • CHICAGO 12, ILL.

SAVE! . . . ELECTRONIC EXPEDITERS . . . SAVE! TUBES!!!

Receiving, Special Purpose, and Transmitting JAN and Commercial, Bulk and Boxed

1A5GT	\$.70	7N7	\$.90	707B	\$19.00
1AB5	.50	9GP7	12.50	713A	2.00
1B26	3.00	10Y	.65	714AY	15.00
1LC6	.95	12A6GT	.39	717A	1.00
1LD5	.95	12C7	.60	729CV	12.00
1LN5	.95	12CP7	12.50	725A	18.50
1N5GT	.80	12I16	.40	726A	8.00
1R4	.70	12HP7	14.50	800	2.95
2C34	1.00	12K7GT	.75	801	1.50
2J21	29.00	12K8	.90	803	9.95
2J22	20.00	12L5GT	.35	815	2.95
2J40	29.00	12SC7	.70	826	8.99
2J61	29.00	12SH7	.50	837	2.50
2J62	29.00	12SN7	.80	841	2.50
2J49	22.00	12SR7	.60	843	.79
3B7	.35	14A7	.85	851	59.50
3B24	2.00	14B6	.85	864	.69
3C31	1.75	14Q7	.85	865	2.00
3Q4	.80	23D4	.89	866A	1.25
3Q5GT	.95	39/44	.40	869B	25.00
5AP1	4.00	45	.50	872A	2.50
5BP1	2.95	50B5	.75	878	6.00
5CP1	4.50	70L7	1.50	908	5.50
5EP7	3.75	77	.60	934	.50
5Z3	.70	78	.60	956	.50
6AK5	1.50	80	1.50	957	.50
6B8	.80	105P	.80	1616	.70
6C4	.35	117L7GT	1.50	1619	.50
6C5	.60	123A	3.00	1625	.50
6E5	.85	205B	3.50	1626	.65
6F5	.65	211	.95	1629	.65
6J5GT	.55	224	.75	1629	.65
6H6	.50	250TL	18.95	1630	.75
6K7	.65	304TH	6.50	1641	.75
6SA7	.65	305A	10.00	1642	4.95
6SC7	.70	310A	2.95	2051	.90
6SF7	.85	353A	4.00	7193	.30
6SH7	.45	371B	2.50	8012	4.95
6SJ7GT	.70	388A	5.50	9002	.50
68J7	.80	450TH	24.00	9003	.50
68L7GT	.95	527	18.00	9006	.50
68U7GT	.80	530	25.00	9006	.50
7A7	.70	531	20.00	GL434	7.00
7C4	.35	615	12.00	VR150	.80
7H7	.90	715B	7.95	VT67	.60
7H7	.75	703A	4.50	VT127A	4.50



OIL FILLED CAPACITORS

Stk No.	Cp. Md.	Work Volts	Manufacturer	Type No.	PK.	Price Each
100	1.	600 DC	C-D	TJU6010	E	\$0.39
101	4.	600 DC	C-D	TDF6040	E	.90
102	4.	600 DC	Micamold	TLA6040	G	1.40
103	4.	600 DC	FAST	TQ10040	A	.59
104	5.	220 AC	C-D	48858-10	C	1.35
105	8.	600 DC	C-D	48859-15	C	1.45
106	1-8.	600 DC	C-D	7612	B	.85
107	2.	1000 DC	Gudeman	Uthities	B	.85
108	2.	1000 DC	C-D	TLA10020	C	1.15
109	2.	1000 DC	C-D	1005	D	1.35
110	4.	1000 DC	Aerovox	1005	D	1.35
111	4.	1000 DC	TOBE	TRS10012	E	2.25
112	12.	1500 DC	TOBE	TRS1506	E	2.25
113	6.	1500 DC	C-D	TJU20001	E	.75
114	1.	2000 DC	GE	25F615	B	1.35
115	1.	2000 DC	Solar	NLMJW20-1	E	1.35
116	1.	2000 DC	C-D	TJU20010G	E	1.35
117	1.	2000 DC	C-D	TJU20010G	E	1.35
118	1.	2000 DC	C-D	TJU20010G	E	1.35
119	1.	2000 DC	Gudeman	NLMJW20-2	B	1.50
120	2.	2000 DC	Gudeman	7631	B	2.85
121	2.	2000 DC	Solar	7630	B	3.85
122	2.	2000 DC	C-D	2509	B	3.10
123	2.	2500 DC	Aerovox	2509	B	3.60
124	4.	3000 DC	GE	23F44	F	6.95

Standard GENERAL ELECTRIC Alnico 5 Loudspeakers

Speaker Size In.	Watts Output	Magnet Wt. Oz.	VC Imp Ohms	Price Ea.
4	4	1.3	3.2	\$2.55
5 1/4	4	.68	3.2	2.25
6 1/2	4	1.3	3.2	3.30
6 1/2	8	2.98	3.2	4.05
8	12	6.8	3.2	7.20
10	12	6.8	3.2	9.15
10	25	9.0	8	11.10
10	12	6.8	8	9.45
12	25	14.5	8	17.70
12	12	3.16	3.2	6.75
6x9	8	1.47	3.2	4.50

ELECTRONIC EXPEDITERS INC.
333 NORTH MICHIGAN AVE. CHICAGO 1, ILLINOIS STATE 2-5615

\$ VALUES \$

HERE'S YOUR 2-METER RIG AND RECEIVER!!

RT-19/ARC-4, 140 to 144 mc; 4 xtal controlled channels. Super-net receiver has 13 tubes, smitter has 7 tubes including 4-6L6's 832A final. With all tubes, xtals, shock mount, dynamotor, control box, diagram, orig. crates.

BRAND NEW. Only a few left.....\$24.95

FM EQUIPMENT

BC-603 RECEIVER 20 to 28 MC for 11 & 15 meters; can be tuned to 10 meters with slight modification; superhet, BFO, squelch; 10 pushbuttons & manual tuning. Makes fine 10 meter converter or IF strip for 88-108 MC wideband FM; with all tubes, speaker, case, diagram. FREE CONVERSION INSTRUCTIONS.

UNUSED.....\$19.95

USED, Excellent.....17.95

USED, Good.....14.95

DYNAMOTOR DM-34, 12 volt input for above... 3.00

PLUG, female plug, fits into BC603, 683, 604, 684, N-1..... 2.45

BC-604 TRANSMITTER 20 to 28 MC for 11 & 15 meters; can be operated on 10 meters by use of proper xtal; 10 channels pushbutton; with all tubes, meter, diag., case and covers; less xtals & drawer.....\$19.95

USED, Excellent, w/dyn.....15.95

USED, Good, w/dyn.....12.95

BC-684 TRANSMITTER 27 to 38.9 MC; 30 watt, 10 channel pushbutton; with covers, all tubes, meter, diagram; less xtals & drawer.....\$32.95

U-2 with dynamotor.....\$29.95

U-2 with dynamotor.....\$29.95

20-27.9 MC PORTABLE TRANSCIEVER BC-620 for 11 and 15 meters; can be extended to 10 meters by adjusting IF's; similar to BC-659 but without handset or built-in speaker.....\$19.95

NEW, original boxes.....14.95

LIKE NEW.....14.95

ACCESSORIES FOR BC-620 and BC-659

Vibrator Power Supply PE-120, operates from 6, 12 or 24 volts depending on vibrator. With 12 or 24 v vibrator, battery cable & plug. UNUSED.....\$12.95

U-2.....\$9.95

Pair.....7.95

Crystals for any channel 20 to 27.9 or 27 to 38.9 mc, ea..... 1.00

Battery Case CS-79 w/plug, U-2..... 1.95

Handset TS-13 w/PL55 & PL68, NEW, \$5.95;

U-1..... 3.95

Diagram, BC-620 or BC-659......65

Alignment Tool TL-207, U-1......95

Shock Mount FT-250, NEW..... 2.95

Antenna Sectional type fits MP-48, 9 ft., U-1..... 1.95

U-1: used, excellent; U-2: used, good. Postage extra. Minimum order \$2.00.

TERMS: Net Cash, 25% deposit on C.O.D.'s

ELECTRONIC SUPPLIES

219-R East 1st St. Tulsa 3, Oklahoma

INDEX OF

Advertisers

APRIL 1949

While every precaution is taken to insure accuracy, we cannot guarantee against the possibility of an occasional change or omission in the preparation of this index.

ADVERTISER	PAGE	ADVERTISER	PAGE
Acorn Electronics Corp.	147	Liberty Electronics, Inc.	148
Acro Products Co.	144	Lincoln Engineering School	79
Allison Radio & Electronics Co.	133	Long Island Radio Co.	132
Alliance Manufacturing Company	4th Cover	Mallory & Co., Inc., P. R.	2nd Cover
Allied Radio Corp.	9	Market Radio Supply Co.	138
Alno	146	Marlan Corp.	130
Altec Lansing Corporation	88	Martin School of Radio Arts, Don.	151
Alvaradio	128	Mass. Radio School	120
American Radio Institute	148	Mid-America Co., Inc.	108
American Television & Radio Co.	68	Midwest Radio & Television Corp.	150
Amperite Company Inc.	149	Miles Reproducer Co., Inc.	105
Amplifier Corp. of America	125, 144, 143	Milwaukee School of Engineering	143
Arrow Sales, Inc.	141	Monitor Products Co.	136
Ashe Radio Co., Walter	81	Montgomery Ward	92
Astac Corporation, The	145	Mosley Electronic Specialties	112
Audio Development Co.	97	Moss Electronic Distributing Co.	86
Automatic Devices, Inc.	120	Murray Hill Books, Inc.	106
Baltimore Technical Institute	136	McGee Radio Company	69, 70, 71
Bell Telephone Laboratories	22	McGraw-Hill Book Co.	124
Belley Electric Company	14	Nation Wide Radio	118
Bliss Electrical School	117	National Equipment & Supply Co., Inc.	103
Bradley Associates, Inc.	132	National Radio Institute	3
Bradshaw Instruments Co.	148	National Schools	23
Brooks Radio Distr. Corp.	98	Neomatic, Inc.	127
Burlington Instrument Company	139	Newark Radio & Television	114, 149
C. & H. Sales Co.	120	Newark Surplus Materials Co.	128
Camburn Inc.	152	Ney, H. E.	137
Candler System	134	Niagara Radio Supply Corp.	74, 75
Cannon Electric Development Company	143	Offenbach & Reimus Co.	109
Capitol Radio Engineering Institute	28, 141	Ohmite Manufacturing Co.	21
Centralab, Division of Globe-Union, Inc.	18, 19	Opad-Green Company	95
Certified Television Laboratories	124, 133	Oxford Reconing Service	120
Channell-Chief Co.	146	Peak Electronics Co.	110
Chicago Industrial Instrument Co.	153	Pelco Industries	106
Chicago Transformer, Division of Essex	25	Photocon Sales	84
Wire Corporation	78	Potter Radio Co.	143
Cinaudagraph Speakers, Division of	78	Precision Electronics, Inc.	102
Cincinnati Ventilating Co., The	90	Progressive Electronics Co.	98
Cinex, Inc.	79	Pyramid Electric Company	24
Clear-Vac Co.	89	RCA Institutes, Inc.	133
Cleveland Institute of Radio Electronics	5	R & M Radio Company	87
Columbia Electronics	100	R & T Electronics Company, Inc.	119
Comet Electronic Sales Co.	133	Radcom Engineering Co.	135
Commercial Radio	146	Radio Corporation of America	13, 80
Commercial Radio Institute	119	Radio Craftsman Inc., The	91
Communications Equipment Co.	93	Radio Ham Shack, Inc.	94
Concert Master Radio Tube Co.	119	Radio Kits Company	142
Consolidated Publications	122	Radio Mail Orders	79, 132, 146
Cornell-Dubilier	3rd Cover	Radio Parts Company	101
Coyne Electrical & Radio School	84, 138	Radio Supply & Engineering Co., Inc.	120
DeForest's Training, Inc.	15	Radion Mfg. Co.	132
Dunn-Wright Electric Co.	137	Radionic Equipment Company	96
Duotone Company, Inc., The	129	Raytheon Manufacturing Company	79
Editors & Engineers, Ltd.	76	Rex Products Company	117
Edlie Electronics, Inc.	116	Rose Company, The	144
Edwards Sales Co.	128	Sams & Company, Inc., Howard W.	27
Electric Eye Equipment Co.	141	Sangamo Electric Company	121
Electro-Steel Products, Inc.	99	Senco Radio, Inc.	107
Electro-Technical Industries	140	Servo-Pak Products Co.	127
Electronic Expeditors, Inc.	151	Sonotone	88
Electronic Instrument Co., Inc.	125	Southland Aero Supply	150
Electronic Supplies	152	Southwest Engineering & Electronics	134
Electronics Institute, Inc.	135	Spartan School of Radio and Electronics	105
Esee Sales Co.	121, 146	Spellman Television Co., Inc.	78
Espey Manufacturing Company, Inc.	117	Sprague Products Company	26
Fair Radio Sales	113	Stahl, Inc., Michael	72
Federal Telephone & Radio Corporation	7	Standard Radio & Electronic Products	97
Federal Engineering Company	144	Star Expansion Bolt Co., Inc.	136
Feller Engineering Co.	80	Star Measurements Co.	88
Franklin-Ellis Co.	112	Sun Radio & Electronics Co., Inc.	137
Freed Transformer Co., Inc.	102	Sun Radio of Washington, D. C.	104
General Electric Company	17, 30	Superior Instruments Co.	145
General Electronic Distributing Co.	77	Supreme Publications	111
General Test Equipment	123	Sutton's Wholesale Electronics, Bill	129
Goodheart, R. E.	128	TAB	83
Gould Green	135	Technical Radio Parts Co.	84
Greenlee Tool Co.	98	Telemarine Communications Company	93
Grylock Electronics Supply Co.	127	Television Assembly Co.	20
Hall, R. C. & L. F., Inc.	90	Telex, Inc.	16
Hallcrafters Co., The	12	Transmirra Products Corp.	106
Hallmark Electronic Corporation	131	Transvision, Inc.	10, 11, 82
Harvey Radio Company, Inc.	126	Tri-State College	137
Heath Company, The	63, 64, 65, 66	Triplet Electrical Instrument Co.	6
Henry Radio Stores	86	Troup Engineering Co.	129
Herman Co., Louis M.	138	Utica Drop Forge & Tool Corp.	133
Hiway Company	94	Vaco Products Co.	136
Hollywood Sound Institute, Inc.	128	Valparaiso Technical Institute	123
Hytrom Radio and Electronics Corp.	29	Video Corporation of America	139
Indiana Technical College	138	Ward Products Corporation, The	73
Instructograph Company	132	Weller Manufacturing Company	8
Instrument Associates	94	Wells Sales, Inc.	154
JFD Manufacturing Co., Inc.	115	West Coast Surplus Stores	117
Jensen Industries, Inc.	151	Western Sales Co.	134
Jerrold Electronics Corp.	67	Wholesale Radio Parts Co., Inc.	134
Johnson Co., E. F.	101	Woodland Supply Co.	148
Lafayette-Concord	102	Workshop Associates, Inc., The	147
LaPointe-Plascomold Corp.	149	World Radio Laboratories, Incorporated	131
Lectrohm, Inc.	124	Y.M.C.A. Trade & Technical Schools	146
Leeds Radio Co.	123	Ziff-Davis Publishing Company	115
Leotone Radio Co.	112		

Camco TV and FM ANTENNAS

(Swift-Rig)

Directional High Gain and Half-Wave arrays

Presto! ... it's assembled

"Swift-Rig" antennas are completely assembled

—Just Unfold and Lock in Place

A matter of only minutes.

PERMANENT LOW RESISTANCE nickel plated brass screws and "SWIFT-RIG" LUGS at electrical contacts.

Write for catalog of complete line including Roto-Matic Window and Fly Gain Indoor Antennas, Combination 300 ohm line and coaxial cable Screw Eyes, Mast-Mounting Brackets (chimney, vent pipe, wall-mount), "Swift-Rig" Lugs, etc.

CAMBURN • INC.

32-40 57th St., Woodside, L. I., N. Y.

RMA-IRE SPRING MEETING

AT THE annual spring meeting of the RMA and the IRE, to be held April 25 through 27 in Philadelphia, some of the newest technical developments in the radio-television industry will be discussed during morning sessions of the three-day conference.

The first day will be devoted to four talks by executives and technicians of leading corporations. L. F. Deise and L. W. Gregory of *Westinghouse Electric Corporation* will discuss "A Three-Kilowatt Medium Frequency Transmitter, Utilizing Iron Core Interstage and Output Circuits." Henry Magnuski of *Motorola, Inc.* will give a talk on the "Use of the Cavity Resonator in the Mobile Communications Field." "The Symmetron 50-Kilowatt FM Broadcast Amplifier" is the subject of a talk by L. D. Balthis of *Westinghouse*, while Marion Winkler of *Motorola* will speak on "An Instantaneous Deviation Control for Phase Modulation Transmitters."

Tuesday's session will be devoted to four more discussions relating primarily to television. The *Radio Corporation of America* representative, R. V. Little, Jr., will speak on "Television Recording Technique." "The Utiliscope, Pioneer of Industrial Television Systems," will be the subject of a discussion by M. Cawein and J. A. Good, of *Farnsworth Television and Radio Corp. General Electric Company's* A. J. W. Rhodehamel will present "A New Television Visual Modulator," and E. Finley Carter's talk on "The Reality of Invisible Forces" will close the sessions. Mr. Carter represents *Sylvania Electric Products, Inc.*

The final morning session, to be held Wednesday, April 27, will present the following panel of speakers: M. G. Lemeshka and A. G. Nekut, of *Radio Corporation of America*, on "High-Efficiency Coolers for Forced-Air-Cooled Power Tubes"; John M. Miller, Jr., *Bendix Radio*, speaking on "Audio Power Amplifier with Positive and Negative Feedback"; H. W. Augustadt, *Bell Telephone Laboratories*, presenting "Longitudinal Interference in Audio Circuits"; and N. J. Gottfried, *Federal Telecommunication Laboratories*, and W. J. Logan, *Maritime Telephone & Telegraph Company*, discussing "Commercial PTM Telephone Microwave Link."

Afternoon and evening sessions will be occupied by committee meetings and inspection trips. Mr. Stuart L. Bailey, president of the IRE, will speak at the Tuesday dinner with Mr. T. A. Smith, chairman of RMA Transmitter Division, acting as toastmaster.

ERRATUM

On the diagram appearing on page 65, February issue, a 10 μ f.d. mica cond. should be connected in the grid lead to V_{1b} . This condenser should be placed between L_{C9} and R_{10} .

PHOTO CREDITS

Page	Credit
31, 116 (right), 125	Acme
32	Anny, Aceves & King, Inc.
33	Intra-Video Corporation
34	Commercial Radio Sound Corp.
43 (left)	Allen B. Du Mont Laboratories, Inc.
43 (top) 95	General Electric Company
45	Radio Corporation of America
52, 53, 54	Television Assembly Co.
56	Julian Kruppa
57	Hickok Electrical Instrument Co.
72	U. S. Army
92	The Hallcrafters Co.
140	Minnesota Mining and Manufacturing Co.

Nothing Finer!

CHICAGO FEATHERWEIGHT MULTI-TESTERS

Highest Quality—Chicago "Featherweight" Multi-testers are made with the precision of a fine watch. Strict tolerances provide accuracies far above commercial standards—readings are absolutely dependable.

Most Compact—Chicago "Featherweights" are the smallest multi-testers in the world. They are truly pocket-size instruments, weighing only a few ounces . . . a pleasure to use in or out of the shop.

Lowest Cost—Chicago "Featherweights" guarantee more real usefulness and dependability at considerably lower cost. There is nothing like a "Featherweight" for standing up under hard daily use. They are built to "take it."



Chicago "Featherweights"

<p>Model 450A Volt-Ohm Milliammeter for DC Volts 0-5/10/50/500/1000 Mils 0-1 Ohms Full Scale 5000/50,000/500,000 Ohms Center Scale 30/300/3000 Net price \$10.90</p>	<p>Model 451A Volt-Ohmmeter for AC and DC Volts DC 0-10/50/100/500/1000 Volts AC & Output 0-10/50/100/500/1000 Ohms Full Scale 500,000 Ohms Center Scale 7200 Net price \$14.90</p>
<p>Model 452A High Sensitivity DC Volt-Ohmmeter Volts 0-10/50/100/500/1000 10,000 Ohms per Volt Ohms Full Scale 2000/20,000/200,000/2,000,000 Ohms Center Scale 30/300/3000/30,000 Net price \$14.90</p>	

Chicago

There is a Chicago Multi-Tester for every purpose
Write for our complete catalog

CHICAGO INDUSTRIAL INSTRUMENT CO., 536 W. ELM ST. CHICAGO 10, ILL.

Some Prefer a Portable

Others Prefer a Standard

But ALL Prefer
TWIN-TRAX*
"The Tape Recorder the Engineers are Buying"

When it comes to high fidelity sound equipment, it's the specifications that count with engineers. And that's why they're buying Twin-Trax—the popular-priced tape recorder with professional specifications. Extended frequency response, wide dynamic range, low hum level, easy operation, trouble-free performance! And two tracks means twice the playing time on standard tape reels, with tape costs cut in half—a saving you don't have to be an engineer to appreciate.

Write today for technical literature and professional factory discounts.

AMPLIFIER CORP. OF AMERICA
398-2 Broadway New York 13, N. Y.


SERVICEMAN'S SUPER-MART

It's a serviceman's paradise, when he steps into our store. We have lost the use of the word "no" when these boys walk in or write for parts. "Yes" is the word to all their requests because we try to satisfy every serviceman. Sometimes what they want are scarce items, but we attempt to get them . . . no matter how small or big the cost. How about getting on our mailing list? Write Dept. N-4.

ADSON

RADIO & ELECTRONICS CO.
221 Fulton Street New York 7, N. Y.

THE BOOK OF THE MONTH



AND IT'S YOURS *Free* ALL YEAR 'ROUND

MAIL COUPON NOW for your FREE monthly subscription to this revealing, up-to-the-minute book. It doesn't miss a trick on the newest developments in your field. Exclusive articles on timely, helpful subjects. Cornell-Dubilier Electric Corporation, South Plainfield, New Jersey. Other large plants in New Bedford, Worcester, and Brookline, Mass.; Indianapolis, Ind., and Providence, R. I.



CORNELL-DUBILIER
world's leading manufacturer of
CAPACITORS
AUTO VIBRATORS • TV and FM ANTENNAS
POWER CONVERTERS

CORNELL-DUBILIER ELECTRIC CORP., RN-4-9
South Plainfield, New Jersey

YES, rush my FREE subscription to the "C-D Capacitor" which you will mail to me every month from now on.


Name.....

Shop or Occupation.....

Mail Address..... Zone..... State.....

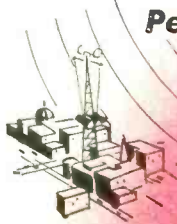
City.....

CLIP COUPON AND MAIL NOW

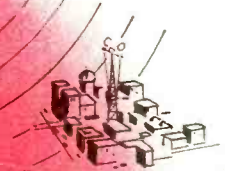



alliance TENNA · ROTOR

For "Top"
TELEVISION
Performance!



Operates in any weather.
Fits all types of antenna.
Motor will not cause any
receiver distortion.



GETS **STRONGER SIGNALS!**

GIVES **MULTI-STATION DIRECTIVITY**

ROTATES TV OR FM ANTENNA



GREATEST DIRECTIONAL AID

For Maximum Signal Intensity!

THE ALLIANCE TENNA-ROTOR gives instantaneous "arm chair control" to rotate all types of TV and FM antenna. Operating a simple two-way selector switch at the set swings the antenna clockwise, or counter-clockwise, over a complete circle of 360 degrees! You can stop it at any point. This positive control of rotation selects the exact position for "peaked" reception!

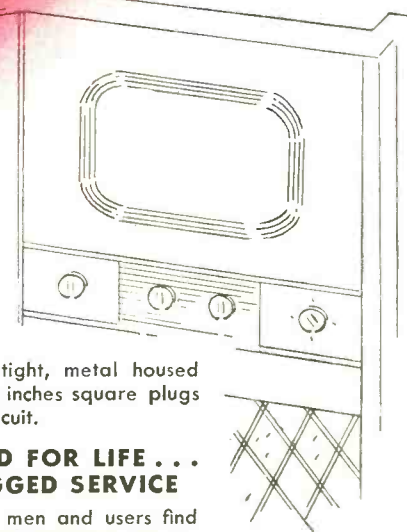
An automatic signal light tells when the limit of travel is reached.

Tenna-Rotor is easy and inexpensive to install—any antenna mast is quickly clamped into a rotating hollow shaft powered by a fully enclosed, weather-proof, electric unit.

TENNA-ROTOR comes complete—ready to use! The Rotor is sturdy, water-tight, metal housed—a plastic control box five inches square plugs into any 60 cycle 110 volt circuit.

**FACTORY LUBRICATED FOR LIFE . . .
DESIGNED FOR RUGGED SERVICE**

TV and FM dealers, service men and users find that the Alliance Tenna-Rotor simplifies and improves both new and existing installations—most important, it assures correct antenna and "beaming" for strong, brilliant signals! Approx. shipping weight 10 lbs. Retails at **\$39.95**



Overall dimensions of Rotor Unit 7 3/4" x 5 1/4" x 8"
Control Box 5" x 5"
Takes Max. Antenna Center Post O.D. 1 3/8"

AMATEURS can use TENNA-ROTOR for both transmitting and receiving!

ALLIANCE MANUFACTURING COMPANY • ALLIANCE, OHIO
Export Department: 401 Broadway, New York 13, N. Y., U. S. A.