

AUGUST 1998

# Electronics NOW®

## Build a Super-Sensitive Heat Detector

Use it to find leaks, hot spots on circuit boards, and more

## What's New in Solar Power

Here's why and how your next home might be powered by the Sun

## Build a Telephone Monitor and Controller

It keeps a log of every call and lets you use any telephone to control up to eight devices


## Make Your Own Shunts

They make it easy to measure high current

\$4.99 U.S.  
\$5.50 CAN.



#BXNBQWF\*\*\*\*\* 5-DIGIT 21046  
#DHM9515R093 7#460734 QAP84



APR 98

ROBERT DAHM  
9515 RED RAIN PATH 99EN  
COLUMBIA MD 21046-2073

# Better Designs - Faster

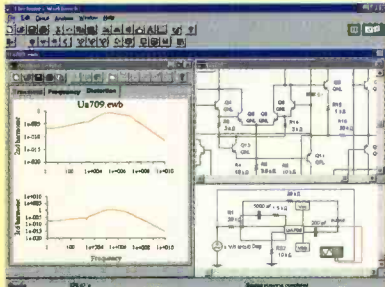
## With the Personal Design Solution

The Design Solution Includes: Electronics Workbench Personal Edition + EWB Layout

Electronics  
**Workbench**  
Personal Edition

### Full-featured schematic capture and SPICE 3F circuit simulation!

The world's best selling circuit design software. With analog, digital and mixed A/D SPICE simulation, a full suite of analyses and over 4000 devices. Imports netlists. Seamlessly integrated with EWB Layout or exports to other popular PCB programs. Still the standard for power and ease of use. Still the same effective price.



**\$299**  
Version 5

#### HIGH-END FEATURES


TRUE MIXED ANALOG/DIGITAL	YES
FULLY INTERACTIVE SIMULATION	YES
PRO SCHEMATIC EDITOR	YES
HIERARCHICAL CIRCUITS	YES
VIRTUAL INSTRUMENTS	YES
ON-SCREEN GRAPHS	YES
ANALOG AND DIGITAL MODELS	OVER 4,000
FREE TECHNICAL SUPPORT	YES
DC OPERATING POINT	YES
AC FREQUENCY	YES
TRANSIENT	YES
FOURIER	YES
NOISE	YES
DISTORTION	YES

**30-DAY MONEY-BACK  
GUARANTEE**

Electronics  
**Workbench** **Layout**  
Personal Edition

### Power-packed PCB layout with autorouting and real-time DRC!

EWB Layout is a powerful board layout package for producing high-quality, multi-layer printed circuit boards. Offering tight integration with our schematic capture program, you can incorporate board layout and design and quickly bring well-designed boards to production.



**\$299**  
Version 5

#### POWER-PACKED FEATURES

AUTOROUTING	YES
REROUTE WHILE MOVE	YES
LAYERS	32 ROUTING LAYERS
BOARD SIZE	50" X 50"
LIBRARY SHAPES	OVER 3,500
BLIND AND BURIED VIAS	YES
EXTENSIVE OUTPUT	YES
SELECTIVE NET HIGHLIGHTING	YES
USER DEFINED PADS	YES
REAL TIME DESIGN RULE CHECK	YES
DENSITY HISTOGRAMS	YES
FREE TECHNICAL SUPPORT	YES

*Join over 85,000 customers  
and find out why more circuit designers  
buy Electronics Workbench than  
any other circuit design tool.*

**CALL FOR INFORMATION  
AND PRICING ON OUR  
PROFESSIONAL EDITION.**

**ELECTRONICS WORKBENCH Personal Edition \$299.00**  
**EWB LAYOUT Personal Edition \$299.00**

**BUY  
BOTH  
AND  
SAVE**

**PERSONAL DESIGN SOLUTION ~~\$598.00~~  
\$548.00**

**CALL 800-263-5552**

For a free demo, visit our website  
at <http://www.interactiv.com>

INTERACTIVE IMAGE TECHNOLOGIES LTD., 908 Niagara Falls Boulevard,  
#068, North Tonawanda, New York 14120-2060 / Telephone 416-977-5550.

TRADEMARKS ARE PROPERTY OF THEIR RESPECTIVE HOLDERS. OFFER IS IN U.S. DOLLARS AND VALID ONLY  
IN THE UNITED STATES AND CANADA. ALL ORDERS SUBJECT TO \$15 SHIPPING AND HANDLING CHARGE.

**Fax: 416-977-1818** E-mail: [ewb@interactiv.com](mailto:ewb@interactiv.com)  
CompuServe: 71333,3435 / BBS: 416-977-3540



CIRCLE 126 ON FREE INFORMATION CARD

# CONTENTS

AUGUST 1998

**ON THE COVER****35 BUILD A SUPER-SENSITIVE HEAT DETECTOR**

One look at your heating bill and you know that you have a problem. Despite all of the insulation and weather stripping you've installed, some of your expensive heat is clearly escaping, but from where? You could painstakingly search every inch of your work, but that could take hours, and you might still not find the weak spot. Now there's a better way—the Heat Detector. It will make quick work of the task as it can easily pinpoint even tiny temperature differences. It can also be used to find hot spots on circuit boards, car engines, and more. — *Skip Campisi*

**TECHNOLOGY****17 PROTOTYPE**

Pinpointing lightning strikes in seconds, coming closer to sustainable nuclear fusion, using ultrasound to improve tire safety, and more.

**51 MAKE YOUR OWN SHUNTS**

They're nearly as accurate as the commercial units, but cost a lot less. — *Dean F. Poeth II, Ph.D., K8TM*

**53 WHAT'S NEW IN SOLAR POWER**

New technologies and initiatives are bringing down the cost of solar-power systems, and making them a lot more attractive to look at. — *Bill Siuru*

As a service to readers, ELECTRONICS NOW publishes available plans or information relating to newsworthy products, techniques and scientific and technological developments. Because of possible variances in the quality and condition of materials and workmanship used by readers, ELECTRONICS NOW disclaims any responsibility for the safe and proper functioning of reader-built projects based upon or from plans or information published in this magazine.

Since some of the equipment and circuitry in ELECTRONICS NOW may relate to or be covered by U.S. patents, ELECTRONICS NOW disclaims any liability for the infringement of such patents by the making, using, or selling of any such equipment or circuitry, and suggests that anyone interested in such projects consult a patent attorney.

ELECTRONICS NOW, (ISSN 1067-9294) August 1998. Published monthly by Gernsback Publications, Inc., 500 Bi-County Boulevard, Farmingdale, NY 11735-3931. Periodicals Postage paid at Farmingdale, NY and additional mailing offices. Canada Post IPM Agreement No. 334103, authorized at Mississauga, Canada. One-year subscription rate U.S.A. and possessions \$19.97, Canada \$27.79 (includes G.S.T. Canadian Goods and Services Tax, Registration No. R125166280), all other countries \$28.97. All subscription orders payable in U.S.A. funds only, via international postal money order or check drawn on a U.S.A. bank. Single copies \$4.99. © 1998 by Gernsback Publications, Inc. All rights reserved. Printed in U.S.A.

POSTMASTER: Please send address changes to ELECTRONICS NOW, Subscription Dept., Box 55115, Boulder, CO 80328-5115.


A stamped self-address envelope must accompany all submitted manuscripts and/or artwork or photographs if their return is desired should they be rejected. We disclaim any responsibility for the loss or damage of manuscripts and/or artwork or photographs while in our possession or otherwise.

**BUILD THIS**

**42 BUILD A TELEPHONE-USAGE MONITOR AND CONTROLLER**

It keeps a running log of every call received or placed, and can also be used to control up to eight devices using any telephone.

— *Dave Dage*



**DEPARTMENTS**

**14 EQUIPMENT REPORT**

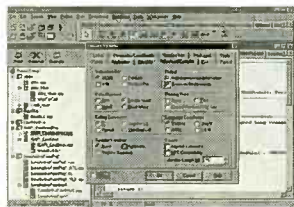
Olympus P-300 personal photo printer.



**16 COMPUTER CONNECTIONS**

An XML update, C++ Builder, and more.

— *Jeff Holtzman*



**26 SERVICE CLINIC**

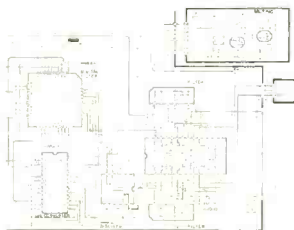
Diagnosing and troubleshooting common CD-player/CD-ROM drive problems.

— *Sam Goldwasser*

**57 TECH MUSINGS**

Alternate power sources for cars, one-chip line-powered supplies, and more.

— *Don Lancaster*



**AND MORE**

**4 EDITORIAL**

**34 NEW LITERATURE**

**6 LETTERS**

**104 ADVERTISING INDEX**

**8 Q&A**

**104 ADVERTISING SALES OFFICE**

**32 NEW PRODUCTS**

**Electronics NOW®**

Hugo Gernsback (1884-1967) founder

**LARRY STECKLER, EHF, CET,**  
Editor-in-chief and publisher  
**ADRIA COREN,** Vice-President  
**KEN COREN,** Vice-President

**EDITORIAL DEPARTMENT**

**CARL LARON,** editor  
**JOSEPH J. SUDA,** technical editor  
**JULIAN S. MARTIN,** associate editor  
**EVELYN ROSE,** assistant editor  
**TERI SCADUTO,** assistant editor  
**MICHAEL A. COVINGTON, N4TMI**  
contributing editor  
**SAM GOLDWASSER,** service editor  
**JEFFREY K. HOLTZMAN,**  
computer editor  
**FRANKLIN J. MILLER,**  
audio editor  
**DON LANCASTER,**  
contributing editor  
**DEBBIE CYBULA,** editorial assistant

**ART DEPARTMENT**

**ANDRE DUZANT,** art director  
**RUSSELL C. TRUELSON,** illustrator

**PRODUCTION DEPARTMENT**

**RUBY M. YEE,** production director  
**KATHRYN R. CAMPBELL,**  
production assistant  
**KEN COREN,**  
desktop production director  
**MELISSA GIORDANO,** desktop production

**CIRCULATION DEPARTMENT**

**THERESA LOMBARDO,**  
circulation manager  
**GINA GALLO,**  
circulation assistant

**REPRINT DEPARTMENT**

**CHRISTINA M. ESTRADA,** reprint bookstore

Typography by Mates Graphics

**Electronics Now** is indexed in *Applied Science & Technology Index*, and *Readers Guide to Periodical Literature*, *Academic Abstracts*, and *Magazine Article Summaries*.

Microfilm & Microfiche editions are available. Contact reprint bookstore for details.

**Advertising Sales Offices listed on page 104.**

Electronics Now Executive and Administrative Offices  
**1-516-293-3000.**

Subscriber Customer Service:  
**1-800-999-7139.**  
**7:00 AM-6:00 PM Monday-Friday MST**

VISIT US ON THE INTERNET AT:  
**www.gernsback.com**



Audit Bureau  
of Circulations  
Member

Our commitment to you: we'll match any competitor's price (some restrictions apply)

Special Prices for Electronics Now Readers. Please mention VIP #8R!

## Pentium® 133MHz Desktop System

- 16MB of RAM expandable to 128MB
- 256KB cache RAM
- 3.5" floppy drive, 1GB hard drive and 8X CD-ROM
- Combination sound and modem card
- 2MB VGA graphics card on board upgradeable to 4MB
- Windows® 95, MS Money, MS Works
- Includes 104-key keyboard, remote control (mouse), 3.5" software and drivers and manual
- Size: 16.5" L x 16.0" W x 5.0" H
- Weight: 29.4 lbs.



Monitor not included

Part No.	Description	Price
152338	133MHz Pentium® System	\$599.95

## Protolab 4.0 Software

- A low-cost circuit design and simulation software.
- Includes 3.5" diskette and instructions
  - System requirements: IBM PC 386, 4MB RAM, SVGA graphics, Windows® 3.1 or 95



Part No.	Description	Price
150682	Protolab 4.0 Software	\$49.95

## WAHL® Portable Heat Gun

- Portable and flameless heat
- Electronic ignition
- Temperatures up to 1200°F (650°C)
- Size: 4.3" L x 0.9" W
- One-year warranty



Part No.	Description	Price
150691	Portable heat gun	\$26.95

## PICBasic Pro Compiler

Converts BASIC programs into hex or binary files for PIC microcontrollers.

- PC or compatibles
- For PIC16C6x, 62x, 7x, 8x, 12C67x, 16C55x and 16C92x
- One-year warranty
- Basic Stamp 1 & 2 compat. inst. set



Part No.	Description	Price
150543	PICBasic pro compiler	\$249.95

## Component Cabinet Kits

Kits include the most popular components with extra space for your customized expansion. Each kit includes a 20 drawer component cabinet.



Part No.	Description	Price
84953	330 pc. 7400 series IC kit	\$129.95
84961	420 pc. 74LS series IC kit	\$119.95
84970	300 pc. CD4000 series IC kit	\$84.95
84988	385 pc. Linear series IC kit	\$159.95
108329	540 pc. 1/8 watt Resistor kit	\$29.95
81832	540 pc. 1/4 watt Resistor kit	\$28.95
107879	540 pc. 1/2 watt Resistor kit	\$32.95
108433	2200 pc. Electr. Hardware kit	\$39.95
81867	110 pc. Radial Capacitor kit	\$34.95
81859	320 pc. Ceramic Capacitor kit	\$29.95
81883	160 pc. Mylar Capacitor kit	\$34.95
81841	129 pc. Tantalum Capac. kit	\$49.95
82587	270 pc. Diode kit	\$39.95
82595	180 pc. Transistor kit	\$49.95

## METEX® 3 1/2-Digit Digital Multimeter

- 3 1/2-digit LCD (5" high digits)
- AC voltage: 200mV, 2V, 20V, 200V, 700V
- DC voltage: 200mV, 2V, 20V, 200V, 1000V
- AC & DC current: 20µA, 200µA, 2mA, 20mA, 200mA, 2A, 20A
- Resistance: 200Ω, 2KΩ, 20KΩ, 200KΩ, 2MΩ, 20MΩ
- Input impedance: 10MΩ
- Auto zeroing
- One-year warranty



Part No.	Product No.	1-4	5-9
27115	M3800	\$39.95	\$35.95

## 1 Socket 16KB-8MB E(E)PROM Programmer

- Programs EPROMs, EEPROMs, and Flash memories
- Programming speeds/algorithms: normal, intelligent, and quick pulse



Part No.	Description	Price
132468	16Kb-8Mb E(E)PROM prog.	\$199.95

## DATA I/O Universal 8KB-8MB EPROM Programmer

- Programs 8 and 16-bit EPROMs up to 8MB, paged EPROMs, EEPROMs, serial EEPROMs (including 8-pin), flash devices, NVRAMs, bi-polar PROMs, PALS, GALS, PEELS, PALCEs, EPLDs
- Package supports DIPs up to 48-pin
- Robust memory and logic editing features



Part No.	Description	Price
145365	EPROM prog.	\$949.95

## Ultrasonic Steri-Cleaner

- Cleans small submergible items with hard to reach corners!
- Operating frequency: 46kHz
- Tank capacity: 0.5 gallons
- One-year warranty



Part No.	Description	1-4	5-9
149841	Steri-cleaner	\$249.95	\$224.95

## Serial LCD Module 16 Characters x 2 Lines Integrated Display

- EEPROM storage of settings, six custom characters
- One-year warranty
- Module size: 3.2" L x 2.0" W x 0.5" T



Part No.	Description	Price
150990	LCC module	\$53.95

## DEC Writer 95 Printer Windows® 95 Compatible

- Impact dot-matrix with 24 wire print head
- Epson and IBM emulation character set
- 13 fonts built-in
- Includes sheet feeder, manual and drivers (Windows® 3.1 & 95)
- Weight: 14.0 lbs.
- Size: 15.9" W x 12.6" D x 5.4" H



Part No.	Description	Price
151618	DEC writer 95	\$79.95

## PARALLAX® Basic Stamps

- 127693
- 130892

Basic Stamps are small computers using a variation of Basic, called PBASIC to control execution of many applications. The BS1-IC has 8 I/O lines, while the BS2-IC has 16 I/O lines which can be connected directly to buttons, LEDs, registers, and many other TTL level devices.

Part No.	Description	Price
127693	Basic stamp BS1-IC	\$34.95
130892	Basic stamp BS2-IC	\$49.95

## Encyclopedia of Electronic Circuits on CD-ROM

- Tab/McGraw-Hill Features
- 1,000 circuitry drawings from the 5-volume printed set. Fully searchable.
- Weight: 0.5 lbs.



Part No.	Description	1-4	5-9
130500	Encyclopedia	\$99.95	\$89.95

## Flashing LED Sweetheart Kit

- Shows a beating heart!
- Operating voltage: 8 to 15VDC
- Power consumption: 8mA
- Size: 2.5" L x 2.4" W x 1.2" H



Part No.	Description	1-4	5-9
147555	MK101 mini kit	\$11.95	\$10.95

## Mini SSC II Module (Serial Servo Controller)

- Controls 8 pulse-proportional servos
- Receives at 2400 or 9600 baud
- Modular input RJ11
- One year warranty
- Size: 1.9" L x 1.4" W



Part No.	Description	1-9	10-99
151001	SSC II module	\$49.95	\$44.95

## EDWin NC (CAD/CAE) Software

- The first truly seamlessly integrated suite of software running in all Windows® formats... simulation, schematics, and PCB design. Large start-up libraries.



Part No.	Description	1-4	5-9
141680	EDWin NC	\$149.95	\$134.95

## Weller 40-Watt Electronic Soldering Station

- 40 watts, 120V @ 60Hz
- Lighted on/off switch
- Adjustable power from 5 watts - 40 watts
- Temperature is electronically controlled from 350°F to 850°F
- UL listed
- Includes ST3 1/8" screwdriver tip, soldering station, soldering handle and manual



Part No.	Description	Price
146595	40 watt soldering station	\$44.95

## 69 Piece Professional Jumbo Tool Kit Comprehensive Kit for Field Technicians and Engineers!

- Size: 18.5" L x 13.8" W x 6.7" H
- Wt.: 22.8 lbs.



Part No.	Description	Price
149024	Prof. tool kit	\$219.95

## Jameco Camera Board

- Sony Chipset
- EIA system 537(H) x 505(V)
- Composite output with 420 line resolution
- Shutter speed: 1/60 - 1/1000
- Requires 12V power source (not included)
- One-year warranty
- Size: 1.3" L x 1.3" W x 1.0" H



Part No.	Description	Price
150931	Camera board	\$74.95

## 8031 Embedded Applications Proto PC Board

- 32KB of SRAM
- 32KB of monitor EPROM
- 8031 CPU
- 14 screw-type terminal blocks connected to general purpose digital input/output ports
- 40-pin header for all system signals
- Two 23-pin headers for demultiplexed data, address, control, and I/O signals
- Size: 7.0" L x 4.0" W
- One-year warranty



Part No.	Description	Price
119546	Prototype PC board	\$99.95

## Jameco Solderless Breadboards

- Low static plastic body - CMOS safe
- Nickel plated clips designed to withstand up to 5,000 insertion cycles



Part Number	Contact Points	Size L x W	1-9	10-49
94457	100	6.5 x 0.4	\$2.49	\$2.25
20600	400	3.3 x 2.1	4.95	4.49
136901	1,600	5.5 x 2.3	21.95	19.95
20669	630	6.5 x 1.4	5.49	4.95
20722	830	6.5 x 2.1	7.95	6.95
20757	1,360	6.5 x 3.1	11.95	10.95
20773	1,660	6.5 x 4.3	17.95	15.95
20790	2,390	6.9 x 5.8	22.95	20.49
20811	3,220	7.3 x 7.5	30.95	27.95

## Robots, Androids and Animatrons (1997)

- McGraw-Hill This book demonstrates how to put together the latest in robotics technology.



Part No.	Product No.	1-4	5-9
150498	Robots, Androids	\$19.95	\$17.95

# JAMECO

ELECTRONIC COMPONENTS COMPUTER PRODUCTS

© 1998 Jameco 8/98


1355 Shoreway Road Belmont, CA 94002-4100

FAX: 1-800-237-6948 (Domestic)

FAX: 650-592-2503 (International)

E-mail: info@jameco.com

http://www.jameco.com



Call for your FREE catalog!



Mention V.I.P.# 8R8

# Call 1-800-831-4242 day or night!

## Accredited B.S. Degree in Computers or Electronics

by studying at Home

Grantham College of Engineering  
offers 3 distance education programs:

- B.S.E.T. emphasis in Electronics
- B.S.E.T. emphasis in Computers
- B.S. in Computer Science

**NEW!**  
-Electronics Workbench Professional 5.0  
included in our B.S.E.T. curriculums  
-Approved by more than 200 Companies,  
VA and Dantes, (tuition assistance avail.)

For your free catalog of our programs dial

**1-800-955-2527**

<http://www.grantham.edu>

# GCE

Your first step  
to help yourself  
better your future!



Grantham College of Engineering  
34641 Grantham College Road  
Slidell, LA 70460-6815


### ANTIQUE RADIO CLASSIFIED

#### Free Sample!

Antique Radio's  
Largest Circulation Monthly  
Articles, Ads & Classifieds.



6-Month Trial: \$20.95. 1-Yr: \$40.95 (\$57.95-1st Class).  
A.R.C., P.O. Box 802-L21, Carlisle, MA 01741  
Phone:(978) 371-0512 VISA/MC Fax:(978) 371-7129



### CABLE CONVERTER DIAGNOSTIC TEST CHIP

#### LOAD FULL ACTIVATION OF CABLE CONVERTER

WE STOCK A COMPLETE LINE OF CHIPS, TOOLS,  
WIRELESS QUICK INSTALL TEST BOARDS AND  
DIAGNOSTIC CUBES FOR ALL CONVERTERS!

\*\*\*ANYONE IMPLYING ILLEGAL USE WILL BE \*\*\*

DENIED SALE. WE SELL PRODUCTS ONLY!! TO  
TECHNICIANS OR CABLE REPAIR FACILITIES!!

#1 IN CUSTOMER SERVICE & TECH. SUPPORT!

\*ALL ORDERS SHIP WITHIN 24HRS, UPS/ FED-X.

\*PRIORITY NEXT DAY SHIPPING AVAILABLE!

\*SALE= BUY 5 TEST BOARDS AND GET 1 FREE.

\*MON-FRI - 8AM-7PM - SAT 10AM-2PM EST.

\*WEB PAGE [HTTP://WWW.800-GOCABLE.COM](http://WWW.800-GOCABLE.COM)



**VISUAL**

**COMMUNICATIONS INC.**

ORDERS/CATALOG 1-800-GO-CABLE

TOLL FREE TECH. DEPT. 1-888-519-TECH EST. 1976

Electronics Now, August 1996#

# EDITORIAL

## I Object

Before I start, let me make one thing clear: I am not a real big fan of Microsoft. So, you can imagine how surprised I am to find myself defending them in this space. Then again, since I am defending them against the government, well . . .

Our society is based on the principle of free enterprise. Yes, Microsoft is in the powerful position it is in today thanks in part to shrewd, aggressive, and perhaps ruthless marketing. It is also there because they have devised an operating system that fills the needs of most users better or more economically than their current competitors (Unix, Linux, OS/2, and Macintosh). Maybe someday that will change.

Win98 is slated to be the next generation in their operating system family. Not so much a revolutionary change, it is more of an updating and tweaking of Win95. One of the critical improvements was the integration of the already available Active Desktop. That feature provides, among other things, a seamless integration between a user's PC desktop and the Internet, making using the resources available on the Internet an easier and more intuitive operation. Of course, to do that, the desktop needs a browser component. Naturally, Microsoft chose to use its own Internet Explorer (IE) browser for that.

At least that was the plan before the government stepped in. As this is being written, the Justice Department along with a slew of State Attorney Generals have filed suit accusing Microsoft of violating anti-trust laws and seeking to block the release of Win98 unless either Internet Explorer is deleted from it or Netscape's browser is bundled with it to give consumers a choice. For obvious reasons, neither choice is acceptable to Microsoft.

The government means well, but as usual when it comes to technology, they are misguided. There was a monopoly in the browser market—it belonged to Netscape prior to Microsoft's entry into the field. Even today, Netscape by the government's own figures, still has 60% of the market. And the presence of IE in the operating system does not stop users from using Netscape if they wish. Its presence is well advertised on the Net, and getting a copy is easy and free (although the latter was not the case prior to the introduction of IE).

Other points are equally weak. For example, the suit makes a big deal about the "Channel" bar that highlights content providers with ties to Microsoft. But you know what, Netscape comes with Netcaster, which is pretty much the same thing, with the same types of problems. Fortunately, disabling such "features" is easy enough, if you wish.

What annoys me here is that the suit seems to be the government's way of saying that computer users are dolts, unable to use anything other than the tools put in front of them. Just because it comes bundled with your system, you are under no obligation to use IE, or any other bundled app for that matter. Of course, if you have any degree of computer literacy, you already know that. If not, I guess you sue.

Carl Laron  
Editor

# Tech America

**TechAmerica is Your New Electronics Resource  
For Thousands of Components, Plus Hundreds of  
Technical Products Including Test, Measurement,  
Solder, and Prototyping Solutions!**

Visit the online catalog and browse thousands of in-stock components, test equipment, kits and other technical electronics! **No minimum order!**

Your Electronics Resource

## Power Buy!

Welleman 

### Handheld LCD Oscilloscope

*This Digital Multimeter-O'scope  
and Generator Combination Compares  
to Units Costing Hundreds More!*

- Perform all operations with a touch of a button
- Select True-rms or peak-to-peak measurement
- Output RS-232 data to a computer

This affordable portable oscilloscope and DMM features all the typical functions of a standard scope, along with a high-contrast, 1 1/2 x 2 3/4" (HW) LCD display delivering wide-angle visibility. The built-in sine wave generator is great for audio equipment repair. Compact and versatile, the scope provides a serial data output, which allows you to download the most recently stored signal to a computer. The unit serves as a voltmeter with a digital True-rms readout, dB, peak-to-peak value and DC measurements. Measure frequency by using the markers for voltage and time measurement.

Ideal for measurements on televisions, cars, digital circuits and pulse generators. Automatic setup. Select normal, auto or single as the trigger mode. Automatic power shutdown feature. (Auto shutdown can be disabled.) Requires six "AA" batteries or AC adapter. (Mfr. Warranty: one-year limited. Size: 9x5.1x1.7" (HWD). Weight: 5 oz., excluding batteries.)

910-3447 ..... ea 199.99  
910-3451 Matching Probe Kit ..... ea 19.95

Only

# \$199<sup>99</sup>

WHILE QUANTITIES LAST  
Probe Sold Separately



**Factory  
Assembled—  
Not a Kit!**

**Call Toll-Free 1-800-877-0072 and  
Supply Special Code **28108** To Receive This Super Offer!**

## More Quick Ways to Contact TechAmerica Today!

**Search the  
Catalog  
Online at:  
www.techam.com  
Get Exceptional  
Web-Only  
Deals!**

**Call TechAmerica at  
1-800-303-4450  
ext. 28108 for a  
FREE Subscription  
to TechAmerica Mailings,  
or Fill In and Return the  
Coupon at Right!**

**Yes! Please send  
me your monthly  
flyer! And, add me  
to your mailing list!**



Name (Please Print) \_\_\_\_\_

Company Name \_\_\_\_\_

Address \_\_\_\_\_

City \_\_\_\_\_ State \_\_\_\_\_ Zip \_\_\_\_\_

e-mail Address \_\_\_\_\_

By supplying your e-mail address you will receive special e-mail only offers on a regular basis.

**Mail or fax completed form to:**

**TechAmerica, Dept. 28108**

P.O. Box 1981, Fort Worth, Texas 76101-1981


Toll Free Fax: 1-800-813-0087

980-0002/0100

TechAmerica makes no warranties of any kind, express or implied, including any warranty of merchantability or fitness for a particular purpose with regard to the merchandise. See page 399 of our catalog for our return policy and other terms and conditions of your order. ©1998 Delaware TechAmerica, Inc. All rights reserved. TechAmerica cannot be liable for pictorial or typographical inaccuracies. All product specifications, which include dimensions, are subject to change without notice. Prices shown are cash prices in U.S. dollars and are subject to change without notice. Shipping and handling fees are extra.

CIRCLE 134 ON FREE INFORMATION CARD

www.americanradiohistory.com



# LETTERS

SEND YOUR COMMENTS TO THE EDITORS OF ELECTRONICS NOW MAGAZINE

## Ooops!

I was examining the schematic and PC board in the article "Build an AM Transmitter" (June, 1998), and believe I have uncovered a problem. In the schematic, resistor R45 is shown grounded. However, on the board, it is shown wired to the cathode of D8. Which is correct?

JAY CRASWELL  
Jordan, MN

*The PC board is correct. In preparing the art for publication, the connection from the bottom of R45 was drawn too long. It actually terminates at the line above the one shown, which goes to D8 as per the board. We are sorry for any confusion that might have been caused—Editor*

## Where Are the Indexes?

Hello. I have been a long time subscriber to your magazine. I noticed that, unlike recent years, you did not publish an Annual Index. I do recall reading somewhere that you have moved the indexes to your Internet site, but I was unable to locate them. Can you help?

D. SMITHSON  
via e-mail

*Sure: A searchable index of all articles that have appeared in **Electronics Now** (and **Popular Electronics**) since September 1994 is available on the Gernsback Publications Web site ([www.gernsback.com](http://www.gernsback.com)). You can get to it off the main **Electronics Now** page on that site. If you want to go directly to the index, the URL for the search page (no-frames version) is [www.gernsback.com/noframe/en/html/ENsearch\\_nf.html](http://www.gernsback.com/noframe/en/html/ENsearch_nf.html)—Editor*

## Still Disaffected

I read with considerable annoyance your June 1998 editorial: "The Object of Disaffection," which you say is based on your receiving letters, phone calls, and e-mail regarding the lack of source

code for microcontrollers. I presume that I am one of the people you are referring to in the editorial. However, my complaints have never been directly referencing the availability of source code, instead my complaints have been about the impossibility of building the projects without buying the kits advertised by your authors. Not only has the lack of source code for microcontrollers been a problem, but also code (object, source or otherwise) for PC interfaces and PLDs. None of these points were addressed in your editorial.

In your editorial, you say "While our policy is to insist that any software required to make a project operate as described be made available, which in the case of microcontrollers means the object code as a minimum..." While not ideal, this would be acceptable, but I do not see any evidence that this is the case.

I've just checked your web page and for **Electronics Now**, the project code on the web page was last updated on September 16, 1997 and for **Popular Electronics**, the project code was last updated on July 25, 1997. This means that any readers who are unable or unwilling to buy the kits that are advertised in your magazine, cannot reproduce the projects you've presented in your magazine, even though the authors have been paid by you (and us, indirectly) to release the information required to build the projects. For example, in a June 1998 article entitled "Add a Video

Trigger to your Oscilloscope", you publish bare board foil patterns, but don't give PLD information or microcontroller object code. This is a very interesting project that, as far as I can see, the reader cannot reproduce without buying the kit from the author!

This experience has been quite frustrating for me as I do not feel like my concerns have been adequately addressed.  
MICHAEL PREDKO  
via e-mail

*As per the article, the required file, `vidtrig.zip`, is posted on the ftp site. However, I believe I know what has happened here. Shortly after the ftp site was set up, readme files were posted that listed the available articles in each directory. Unfortunately, though new files were being uploaded every month, the readme files were not being updated. Though this is the first anyone has complained, at least to us, we do need to get them up-to-date, and it will be done right away. Please accept our apologies for any confusion that was caused by this oversight.*

*On another note: We understand why many readers object to purchasing kits or parts solely from one source. Because of that, we insist that authors provide sources for parts other than the kit/part supplier mentioned in the article, and provide all software required to make a project function as described. On the other hand, our experience has been that oft times, the cost of the kits is less than what a typical hobbyist would need to spend to acquire the parts on his or her own, especially when you consider the high minimum orders many parts distributors require these days. Yes, if you have access to a large reserve of parts, "rolling your own" can save you a bit of money, but that is not always the case, and even less so if all parts must be obtained new through traditional channels.*

*Anyway, the point is that whether you want to buy a kit (when offered) or go it alone is up to you. We do our best to give you the tools you need to succeed regardless of the path you choose.—Editor*


Write To:  
Letters,  
Electronics Now Magazine,  
500 Bi-County Blvd.,  
Farmingdale, NY 11735

Due to the volume of mail we receive, not all letters can be answered personally. All letters are subject to editing for clarity and length.



# Buyers' Budget Books Better Buys

**BP294-A Concise Introduction to Microsoft Works \$8.99.** In the shortest and most effective way, you can use the word processor to advantage to type, edit, print and save documents. It goes on to explain how Works can be used to build up simple spreadsheet examples, edit them, save them, print them and retrieve them. It informs you how to create simple macros, and enables you to simplify long repetitive tasks and to customize the program to your own needs.



**BP349-Practical Opto-Electronic Projects \$8.99.** If you shun opto-electronic projects for lack of knowledge, this is the book for you. A bit of introductory theory comes first and then a number of practical projects which utilize a range of opto devices, from a filament bulb to modern infrared sensors and emitters.

**BP350-Electronic Board Games \$8.99** Twenty novel electronic board games that you can build from the plans in this book. Whether you are interested in motor racing, searching for buried treasure on a barren island or for gold in Fort Knox, spinning the wheel of fortune, or doing a musical quiz—there is something for you to build and enjoy!

**BP378-45-Simple Electronic Terminal Block Projects \$8.99.** Contains 45 easy-to-build electronic projects that can be built by an absolute beginner. Projects are assembled on terminal blocks using only a screwdriver and other simple hand tools. No soldering is required.

**BP432-Simple Sensor Terminal Block Projects \$8.99.** This book is the next logical step from 45 Simple Electronic Terminal Block Projects (BP378), by the same author. The former describes an easy method of constructing transistor circuits without the need for soldering. It is an *open sesame* to the practical world of electronics for youngsters or beginners.

**BP428-MS-Word 97 Explained \$12.75.** Without any previous knowledge of MS-Word, you can be up and running this evening using this basic text as a guide! Nothing is assumed! The hardware specification you need to run the package, and how to install it onto your system, are covered. You discover how to enter, edit and enhance text and how to become comfortable working with document page layouts, paragraph styles, document templates, textboxes and frames.

**BP367-Electronic Projects for the Garden \$8.99.** Electronics enters the Garden! New exciting book points out how gardeners can build simple gadgets to promote success where the elements work against you. Some of the projects are: over/under temperature monitoring, dusk/dawn switching, automatic plant watering, warming cables, etc.

**BP368-Practical Electronics Musical Effect Units \$8.99.** There is a constant hullabaloo for musical effects projects by the hobbyist community. This book provides practical circuits for several projects that range in complexity and are sure to work. All the circuits are easy to build and use readily-available parts.

**BP429-MS-Excel 97 Explained \$8.99.** 3D Excel 97 spreadsheet is here! Get a quick start with this exciting program in the shortest and most effective way. The book was written with both the newcomer to spreadsheets and the existing spreadsheet user in mind. After a brief period of reading the beginner will be able to build up simple spreadsheet examples, edit entries, format cells and ranges, and save and open worksheets. From there, you can generate and use 3-dimensional worksheets and to link them together.

**BP385-Easy PC Interfacing \$8.99.** The built-in ports in your PC provide an easy and hassle-free way of interfacing your circuits. This book provides useful PC add-on circuits including the following: Digital input/output ports; analog-to-digital and digital-to-analog converters; voltage and current measurement circuits; resistance and capacitance meters, temperature measurement interface, biofeedback monitor, and many other useful interfaces.

**BP393-Practical Concise Introduction to UNIX \$8.99.** If you are using or intend to use the UNIX multi-user operating system and want to get the most out of your computer system in terms of efficiency and productivity, then you must learn its operating system. The book explains how the UNIX operating system is structured so that you understand what happens when you first approach your computer.

**BP396-Electronic Hobbyists Data Book \$10.99.** This book provides a wide range of data. If, for example, you require details of a modern five-band resistor code or an old color code for a ceramic capacitor, the formula for parallel resistance, or basic data on an NE5534AN operational amplifier, it is contained within these pages. The subjects covered are numerous and widespread to cover all hobbyist interests.

**BP343-A Concise Introduction to Microsoft Works for Windows \$10.99.** The book explains and details: How the Works for Windows package fits into the general Microsoft Windows environment; how to use the word processor to advantage; how to use Microsoft Draw to create and edit graphics and place them in your documents; how to build up simple spreadsheet examples; and how single, and multiple charts, or graphs, of different types can be generated. And there's much more!

**BP282-Understanding PC Specifications \$8.95.** This book explains PC specifications in detail, and the subjects covered include the following: Differences between types of PC (XT, AT, 80386, 80486, Pentium etc.); math co-processors; input devices (keyboards, mice, and digitizers); memory, including both expanded (EMS) and extended RAM; RAM disks and disk caches; floppy disk drive formats and compatibility; hard disk drives; and display adapters (CGA, Hercules, super VGA, etc.).

**BP298-Concise Intro to the Macintosh System and Finder \$7.50.** Although the Mac's WIMP user interface is designed to be easy to use, much of it only becomes clear when it is explained in simple terms. The book explains: The System and Finder, what they are and what they do; how to use the System and Finder to manipulate disks, files and folders; configuring and printing files from the Finder; getting the most from the system utility programs; and running MultiFinder.

**BP88-How To Use OP Amps \$7.50.** The Operational Amplifier is the most adaptable circuit module available to the circuit designer. It is possible to purchase a low-cost integrated circuit with several hundred components, very-high gain and predictable performance. This book has been written as a designer's guide for most Operational Amplifiers, serving both as a source book of circuits and a reference book for design calculations.

**BP316-Practical Electric Design Data \$10.95.** A builder's bargain book—a comprehensive ready-reference manual for electronic enthusiasts with over 150 practical circuits. It covers the main kinds of components (from pig-tail leads to surface mount), pin-outs, specs and type selection. Basic units are defined and most used formulae explained. Five additional sections are devoted to circuit design, covering analog, digital, display, radio and power supply circuits.

**BP346-Programming in Visual Basic for Windows \$10.99.** This book is a guide to programming. The reader is not expected to have any familiarity with the language as both the environment and statements are introduced and explained with the help of simple programs. The user is encouraged to build these, save them, and keep improving them as more complex language statements and commands are encountered.

**BP341-MS-DOS 6 Explained \$12.25.** The book covers: How the DOS operating system of your computer is structured so that you can understand what happens when you first switch on your computer; How directories and subdirectories can be employed to structure your hard disk for maximum efficiency; how to use the DOS Shell program, and much, much more.

**BP345-Getting Started in Practical Electronics \$8.99.** If you are looking into launching an exciting hobby activity, this text provides basic essentials for the builder and 30 easy-to-build fun projects with which every experimenter should toy. Printed-circuit designs are included to give your project the professional touch.

**ELECTRONIC TECHNOLOGY TODAY INC.**  
P.O. BOX 240, Massapequa, NY 11762-0240

Name \_\_\_\_\_  
Address \_\_\_\_\_  
City \_\_\_\_\_ State \_\_\_\_\_ Zip \_\_\_\_\_

**SHIPPING CHARGES IN USA AND CANADA**  
\$0.01 to \$10.00 ..... \$3.00  
\$10.01 to \$20.00 ..... \$4.00  
\$20.01 to \$30.00 ..... \$5.00  
\$30.01 to \$40.00 ..... \$6.00  
\$40.01 to \$50.00 ..... \$7.00  
\$50.01 and above ..... \$8.50

**SORRY No orders accepted outside of USA & Canada**

Total price of books .....	\$ _____
Shipping (see chart) .....	\$ _____
Subtotal .....	\$ _____
Sales Tax (NYS only) .....	\$ _____
<b>Amount Enclosed .....</b>	<b>\$ _____</b>

No. of Books Ordered

All payments must be in U.S. funds!

NW1

Allow 6-8 weeks for delivery



# Q & A

READERS' QUESTIONS, EDITORS' ANSWERS

## Pinball Wizard Correction

Contrary to what we said in the May 1998 installment of "Q&A," the fine folks at Two Bit Score, Austin, Texas, do NOT repair, or supply parts for, Gottlieb pinball games. They do service most of the other leading makes. For more information see their web site at [www.twobit.com](http://www.twobit.com). If anyone knows of a supplier of Gottlieb parts, do please let us know.

## Dawn Simulator

**Q** I would like to have a 120-volt AC circuit controlled by a clock radio so that when the clock switches the radio on, a 100-watt bulb will start very dim and brighten over a period of about 30 seconds. — F. P., Orland Park, IL

**A** What you want is called a "dawn simulator" and is sometimes used to treat sleep disorders; it's a very gentle, natural way to wake a person up. Some dawn simulators take as long as 30 minutes (not 30 seconds) to bring the lights up to full brightness.

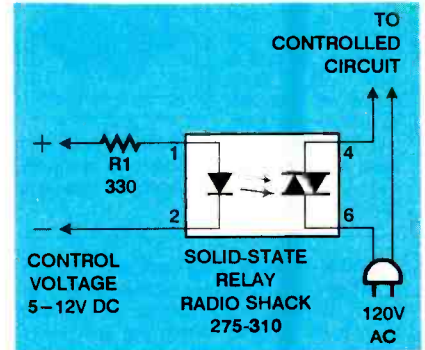
As you know, a light dimmer works

by cutting off part of each AC cycle. This is done by triggering a Triac (AC switch) after part of each cycle has already passed by. The best way to build a dawn simulator would be to use a microcontroller to compute the exact time delay during each cycle, changing it slowly over a period of minutes. If there's sufficient interest, we might develop this as a construction project later; it would provide very smooth, reliable operation.

In the meantime, Fig. 1 shows an all-analog circuit that you can build. It's a modernized version of a circuit originally published by General Electric that used a unijunction transistor and a pulse transformer, both of which are hard to get nowadays.

Diodes D1-D4, resistor R1, and diode D5 produce a pulsating DC waveform clamped to 15 volts; almost a square wave. From that, the circuit derives two more waveforms, a sawtooth across C1 and a slowly rising voltage across C2. Those are combined, amplified by Q1 and Q2, and then used to control the Triac (TR1) through an optocoupler.

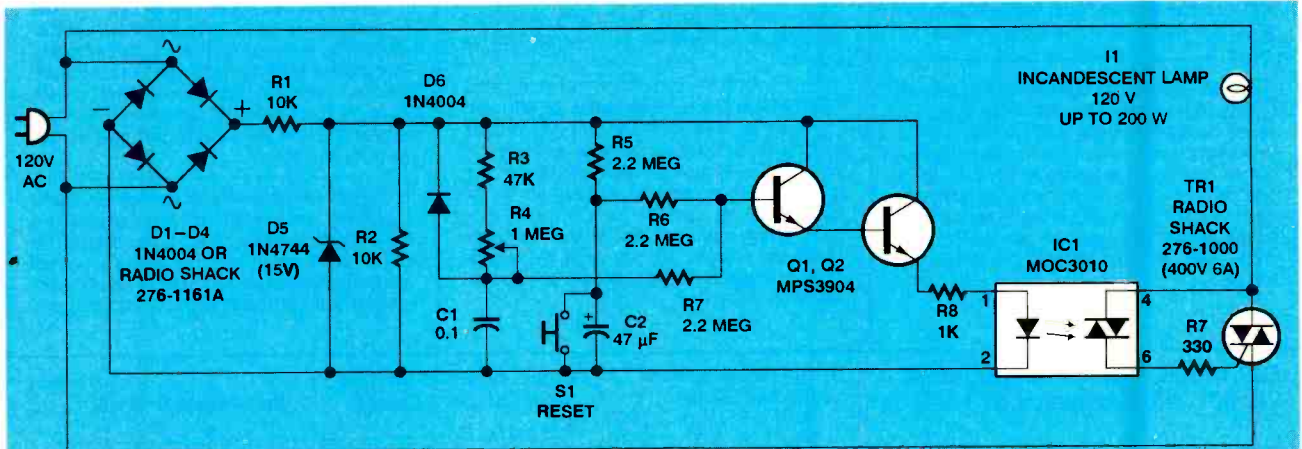
Switch S1 lets you start the timing cycle over again—a necessity while you are testing the circuit. The circuit is



**FIG. 2**—USE THIS APPROACH TO INTERFACE the dawn simulator with a clock radio. The leads marked "Control Voltage" go across the capacitor in the radio circuit as described (see text), while the leads marked "To Controlled Circuit" go to the AC input of the simulator.

somewhat tricky, and you should bread-board it before building the final version. Adjust R4 so that the light bulb just goes off when S1 is pressed; you'll find that R4 affects the behavior of the circuit quite a bit. Change C2 to change the timing period; for a true dawn simulator, you may want to make C2 as large as 3200 mF. Use a smaller value while experimenting so you don't have to wait half an hour to see what's going to happen.

Most of the other parts aren't critical.



**FIG. 1**—WHILE THE BEST APPROACH WOULD BE TO USE A MICROPROCESSOR, this all-analog circuit will fill the bill. It is a modernized version of a "dawn-simulator" circuit originally published by General Electric.

You can use any Triac with suitable ratings. For D1-D4, you can use four 1N4004s or one bridge rectifier (Radio Shack 276-1161A or similar). Check the temperature of the Triac and of R7 while the circuit is operating (but beware of high voltage); use a heat sink on the Triac and/or a higher-wattage resistor (as appropriate) if they get hot.

A word of caution: This circuit can generate appreciable radio-frequency interference (RFI). Keep the light bulb close to TR1, and if you have RFI problems, put a 100-millihenry RF choke in series with the Triac and light bulb.

Now for the clock-radio interface. What you'll need to do is find a DC supply voltage inside the radio that is switched by the electronic clock circuit. That will probably be between 6 and 12 volts; look for it across a large electrolytic capacitor near the radio circuitry. Some exploration with a voltmeter will be required. Once you've found a switched voltage source, connect it to a solid-state relay as shown in Fig. 2. You can then use it to control 120-volt AC loads.

## Changing Voltage

**Q** We have a Sony AM/FM clock radio that runs on 120-volts AC, 60 Hz. How could we use this on 220 volts, 60 Hz, outside the United States? What kind of dropping resistance could be incorporated into the circuit? We tried a line-voltage converter from Radio Shack, but it didn't work. — G. J. S., Newhall, CA

**A** If the foreign AC power is actually 220-240 volts, 60 Hz (not 50 Hz), all you need is a transformer. A voltage-dropping resistor wouldn't be satisfactory because the voltage drop depends on the amount of current being drawn through it, which depends on how loud the radio is playing, among other things.

Radio Shack's 273-1401 voltage converter or any comparable transformer should do the job. This kind of voltage converter is relatively heavy because of its iron core and is rated to handle only 50 watts or so. Don't use the other kind of converter, which is lightweight and handles hundreds of watts; it doesn't produce normal AC output. Instead, it trims away part of the AC waveform like a light dimmer (see "Dawn Simulator" elsewhere in this column) and is suitable only for lights, heating elements, and

some types of motors.

Also, double-check that the foreign power is 60 Hz, not 50 Hz. British and European power is 220 to 240 volts, 50 Hz, and transformers change the voltage but not the frequency. Also, check the label on the radio; if it says "50-60 Hz" then both frequencies are OK. Otherwise, there is no cheap way to change the frequency of the AC power; it's cheaper to get another radio.

## Bulk Tape Eraser

**Q** I want to build an electromagnet to erase VCR tapes. Low-priced bulk erasers mostly just muddy the tape and you have to take a nap between erasures to let the magnet cool. A commercial unit that develops 3000 Gauss costs over \$350, but I can't afford that investment. I could wind my own magnet if I had the specifications. — R. C., Meridian, MS

**A** Before giving up on low-priced bulk erasers, make sure you're using them as effectively as possible. The tape has to get very close to the magnet in order to be

erased. Consult the instructions to find out how to position the eraser and the tape. Erasing a tape should take only a few seconds and should not overheat the magnet. After erasing, be sure to move the magnet well away from the tape before turning it off to avoid re-magnetizing it with the pulse that occurs at turn-off.

Next, experiment. Could you combine two cheap erasers to make a more effective one? Another cheap way to get strong electromagnets is to take apart junked electric motors. We once made a small, effective demagnetizer by removing the rotor from a phonograph motor; perhaps you could do the same thing with a larger induction motor to make a tape eraser. Be sure to include a light bulb in series with the electromagnet in order to limit the current; you can get more current by changing to a higher-wattage bulb.

## Powering Probescope From Computer

**Q** I use a RadioShack Probescope, which is a hand-held digital oscilloscope that inter-

• ROBOTS • KITS • SOFTWARE • MORE •

**TALRIK™ II**



**TALRIK™ Jr.**



**Order Today!**  
Mention this Ad for  
**FREE Insurance**  
on Your Order!

*Autonomous, Programmable, Mobile Robot Platforms:*

**TAL2KIT** - Kit to Build Serious R&D Talrik II Robot w/ 64k Memory, Sensors, Wheels, Servos, Micro-controller, Sensor Board, Body, Software \* **\$495.95**

**TALJRKIT** - Kit to Build Super-Fun Talrik Jr. Robot w/ 2k Memory, Sensors, Wheels, Servos, Micro-controller, Birch-Body, Software \* **\$135.95**

\* First-time buyers of Mekatronix™ brand products need a Com-Kit \$19.95 OR a Com-Pack \$27.95 which plugs into the PC's serial port.  
Program options: sBASIC, HC11 Assembly, C (ICC11), POGO, Forth or IC!

The TALRIK™ robot development platform offers sophisticated, expandable, programmable, autonomous, mobile robot kits with all the processor, memory, motor, and sensory functions found on robots costing a lot more!

**SMARTER!**  
Has a MC68HC11  
computer on board!

Orders Call NovaSoft™ Toll-Free:  
**1-888-Mr-Robot**  
Electronic Catalog with Pictures & Specs:  
<http://www.mekatronix.com>

**STRONGER!**  
Has 42 oz.-in dual-ball  
bearing servos

Technical Questions & Other Inquiries: novasoft11@aol.com or 804-272-5752 © 1998 NovaSoft™, Inc

## HOW TO GET INFORMATION ABOUT ELECTRONICS

**On the Internet:** See our Web site at <http://www.gernsback.com> for information and files relating to our magazines (**Electronics Now** and **Popular Electronics**) and links to other useful sites.

To discuss electronics with your fellow enthusiasts, visit the newsgroups [sci.electronics.repair](mailto:sci.electronics.repair), [sci.electronics.components](mailto:sci.electronics.components), [sci.electronics.design](mailto:sci.electronics.design), and [rec.radio.amateur.homebrew](mailto:rec.radio.amateur.homebrew). "For sale" messages are permitted only in [rec.radio.swap](mailto:rec.radio.swap) and [misc.industry.electronics.marketplace](mailto:misc.industry.electronics.marketplace).

Many electronic component manufacturers have Web pages; see the directory at <http://www.hitex.com/chipdir/>, or try addresses such as <http://www.ti.com> and <http://www.motorola.com> (substituting any company's name or abbreviation as appropriate). Many IC data sheets can be viewed online. Extensive information about how to repair consumer electronic devices and computers can be found at [www.repairfaq.org](http://www.repairfaq.org).

**Books:** Several good introductory electronics books are available at RadioShack, including one on building power supplies.

An excellent general electronics textbook is *The Art of Electronics*, by Paul Horowitz and Winfield Hill, available from the publisher (Cambridge University Press, 1-800-872-7423) or on special order through any bookstore. Its 1125 pages are full of information on how to build working circuits, with a minimum of mathematics.

Also indispensable is *The ARRL Handbook for Radio Amateurs*, comprising 1000 pages of theory, radio circuits, and ready-to-build projects, available from the American Radio Relay League, Newington, CT 06111, and from ham-radio equipment dealers.

**Copies of past articles:** Copies of past articles in **Electronics Now** and **Popular Electronics** (post 1993 only) are available from our Clagck, Inc., Reprint Department, P.O. Box 4099, Farmingdale, NY 11735; Tel: 516-293-3751.

**Electronics Now** and many other magazines are indexed in the *Reader's Guide to Periodical Literature*, available at your public library. Copies of articles in other magazines can be obtained through your public library's interlibrary loan service; expect to pay about 30 cents a page.

**Service manuals:** Manuals for radios, TVs, VCRs, audio equipment, and some computers are available from Howard W. Sams & Co., Indianapolis, IN 46214 (1-800-428-7267). The free Sams catalog also lists addresses of manufacturers and parts dealers. Even if an item isn't listed in the catalog, it pays to call Sams; they may have a schematic on file which they can copy for you.

Manuals for older test equipment and ham radio gear are available from Hi Manuals, PO Box 802, Council Bluffs, IA 51502, and Manuals Plus, PO Box 549, Tooele, UT 84074.

**Replacement semiconductors:** Replacement transistors, ICs, and other semiconductors, marketed by Philips ECG, NTE, and Thomson (SK), are available through most parts dealers (including RadioShack on special order). The ECG, NTE, and SK lines contain a few hundred parts that substitute for many thousands of others; a directory (supplied as a large book and on diskette) tells you which one to use. NTE numbers usually match ECG; SK numbers are different.

Remember that the "2S" in a Japanese type number is usually omitted; a transistor marked D945 is actually a 2SD945.

**Hamfests (swap meets) and local organizations:** These can be located by writing to the American Radio Relay League, Newington, CT 06111; (<http://www.arrl.org>). A hamfest is an excellent place to pick up used test equipment, older parts, and other items at bargain prices, as well as to meet your fellow electronics enthusiasts—both amateur and professional.

experimental circuits. Use 0.5-amp fuses for protection.

## Calling Benchmark . . .

**Q** *I have a Sears Craftsman cordless drill whose charger uses a Benchmark BQ2004PN integrated circuit. Sears won't give me any information on this IC. I would think they would be interested in selling the parts for their tools or helping me find them. Can anyone tell me how to find this part or a substitute? — J. W. B., Greenfield, OH*

**A** The drill is almost certainly made, or at least designed, for Sears by another company, and Sears probably handles the entire charger as a single replacement part.

However, the IC maker, Benchmark Microelectronics, is easy to locate. Benchmark makes a variety of high-performance battery-charger ICs. You can write to them at 17919 Waterview Parkway, Dallas, TX 75252, and request a data sheet, or see product data on the Web at [www.benchmark.com](http://www.benchmark.com).

Benchmark chips are sold by distributors; one of them is Marshall Electronics, 89320 Telstar Avenue, El Monte, CA 91731; Web: [www.marshall.com](http://www.marshall.com); Tel: 800-833-9910. Marshall takes orders 24 hours a day.

## Looking for MM5369

**Q** *In your January 1998 issue you recommended a National Semiconductor MM5368 or MM5369 IC for use in a precision pulse generator. Since the summer of 1997, National Semiconductor no longer makes these chips, and I haven't been able to find any equivalents. Do you know of any alternatives or any way of building an equivalent circuit from other chips? — A. H., Mountain View, CA*

**A** These chips generate precise 60-Hz squarewaves from, respectively, a 32.768-kHz watch crystal and a 3.58-MHz color TV crystal. The MM5368 is admittedly a rare beast, but it will be a while before the MM5369AA/N disappears from the hobbyist market. As this is written, it is still in stock at Jameco, 1355 Shoreway Road, Belmont, CA 94002; Web: [www.jameco.com](http://www.jameco.com) Tel: 800-831-4242 (where it is listed as "part no. 26104") and at Advanced Computer Products, 1310 E. Edinger Ave., Santa

*faces with a personal computer. My only problem is how to power it. It requires 9 to 13 volts DC and draws 12 to 85 mA. Sometimes, but not always, I can obtain power from the circuit under test.*

*After seeing the Pager Decoder featured in the 1997 issue of Electronics Now, I'm wondering if the Probescope can be powered from the computer's serial port in the same way that that project was. Is this practical? — G. O., Roseville, MN*

**A** Sadly, the answer is no. The data lines of a serial port can easily provide a few mA to drive a CMOS circuit or even a single LED, but 12 to 85 mA is more than they can deliver. You can, however, power the Probescope from the 12-volt (yellow and black) wires of an unused disk-drive power connector inside your PC. If you frequently use your PC for electronic experiments, you may want to rig up external connections to its power supply so you can borrow power for

Ana, CA 92705; Tel: 714-558-8822. You can get it in larger quantities (\$100 minimum) from Ambassador Components, 1747-6 Veterans Hwy., Islandia, NY 11722; e-mail: sales@ambass.com; Tel: 516-234-5299.

A more modern solution to the same problem would be to program a microcontroller to produce a squarewave at the desired frequency. The new 8-pin PIC microcontrollers (PIC12C508 and PIC12C509) are especially compact and convenient. Or use a CD4060 14-stage binary counter chip, which includes gates that can be used as an on-board crystal oscillator, with a 0.983040-MHz crystal to generate 60 Hz. See the CD4060 data sheet (available online at www.nsc.com) for a suggested circuit. You can get that crystal custom-made for about \$30 by International Crystal Mfg., 10 N. Lee Avenue, Oklahoma City, OK 73126; Tel: 800-725-1426, and while you wait for it to arrive, you can use a cheap 1-MHz microprocessor crystal for testing; that will give you 61.035 Hz.

## Clock That Sets Itself

**Q** I have seen digital clocks advertised that receive time signals from the National Institute of Standards and Technology and will keep the correct time automatically. I have been trying to find a schematic for such a clock without success. Do you know where I can obtain one? — L. J., Florissant, MO

**A** You can still get a manual for the now-discontinued Heathkit "Most Accurate Clock" (model GC-1000-H) from Heath Company, Tel: 616-925-5899 (they sell manuals only by phone). Bear in mind that any clock of this type contains a programmed microcontroller that the schematic will not enable you to duplicate. More modern clocks that tune in NIST signals are available from Comtrad Industries, 2820 Waterford Lake Drive, Suite 102, Midlothian, VA 23113; Tel: 800-992-2966.

The NIST signals are delivered by shortwave radio from stations WWV, in Colorado, and WWVH, in Hawaii. Reception varies quite a bit from place to place, and nowadays most people who need accurate time signals prefer to use a GPS satellite receiver. GPS receivers display the time of day and can be interfaced directly to computers as described

in this column (see January 1998, pp. 11-12). Because a GPS receiver contains several very specialized ICs and works at ultra-high frequencies, it's not practical to build your own; instead, treat the entire receiver as a unit that can be interfaced to other projects.

## Two Stereo Questions

**Q** I am repairing a Sansui QRX-3300 4-channel stereo. I need a schematic and service manual. Where can I get them? I would be willing to pay a fair sum.

*Also, now that stereos have remote controls, why doesn't the remote control include a speaker A/B switch? Is there a simple way to add one? — R. S. N., Marathon, FL*

**A** Your best and most likely source would be the manufacturer, Sansui Electronics, 17150 S. Margay Avenue, Carson, CA 90746; Tel: 310-604-7600.

As for your second question, remote controls normally switch the low-level signals at the input of the amplifier. This switching is done with CMOS digital and analog ICs. A speaker A/B switch switches the output of the amplifier at the speaker connections; that's a high-level signal and no additional resistance is tolerable (obviously, even 1 extra ohm would affect the output from a 4-ohm speaker). For this reason, an A/B switch has to be mechanical or electromechanical. If you wanted to add one, you'd have to use relays, which cost more money and take up considerably more space than ICs.


## Writing to Q&A

As always, we welcome your questions. The most interesting ones are answered in print. Please be sure to include plenty of background information (we'll shorten your letter for publication) and give your full name and address. *If you are asking about a circuit, please include a complete diagram.* Write to "Q&A," **Electronics Now Magazine**, 500 Bi-County Blvd., Farmingdale, NY 11735. Due to the volume of mail, we regret that we cannot give personal replies. **EN**

## BUY BONDS

## VCR Cross Reference

**NOW Find the right Part for your VCR**



With the

## ISCET VCR CROSS REFERENCE

This 119-page reference contains both model and part-number cross-references updated to include 1994 units.

VCR's are made in a few factories from which hundreds of different brand names and model numbers identify cosmetically-changed identical and near-identical manufactured units. Interchangeable parts are very common. An exact replacement part may be available only a few minutes away from you even though the manufacturer supplier is out-of-stock. You may be able to cannibalize scrap units at no cost!

The ISCET VCR Cross Reference is pre-punched for standard loose-leaf binding. . . \$38.00 plus \$3.00 for shipping for each Reference.

**Clagg Inc.**  
**VCR CROSS REFERENCE OFFER**  
**P.O. Box 4099**  
**Farmingdale, New York 11735-0793**

Name \_\_\_\_\_  
Business \_\_\_\_\_  
Address \_\_\_\_\_  
City \_\_\_\_\_  
State \_\_\_\_\_ Zip \_\_\_\_\_  
Phone \_\_\_\_\_  
Enclose \$38.00 for the Fifth Edition of the ISCET VCR Cross Reference and \$3.00 for shipping for each Reference.  
The total amount of my order is \$ \_\_\_\_\_  
Check enclosed—do not send cash.  
or please charge my credit card.  
 Visa  MasterCard Exp. Date \_\_\_\_/\_\_\_\_/\_\_\_\_  
Card No. \_\_\_\_\_  
Signature \_\_\_\_\_

New York State residents must add applicable local sales tax to total. US funds only. Use US bank check or International Money Order. CB02



# EQUIPMENT REPORT

OLYMPUS P-300 PERSONAL PHOTO PRINTER

*Getting quality photographic prints from your digital camera has never been easier, or less expensive.*

CIRCLE 15 ON FREE INFORMATION CARD



from camera to camera, any Olympus digital camera can be connected directly to the printer and prints can be made right from it. The P-300 will not work directly with digital cameras from other manufacturers.

The P-300 measures 10<sup>7</sup>/<sub>8</sub> inches front to back with its tiny paper tray attached and is 2<sup>5</sup>/<sub>8</sub> high by 9<sup>5</sup>/<sub>8</sub> inches wide. It weighs 5 pounds 8 ounces. It prints 3.5- × 4.5-inch images on 4- × 5.5-inch sheets. The paper tray holds 30 sheets, and a thumb wheel on the tray lets you set the number of prints you want of the same image.

The P-300 requires a special dye-sublimation ribbon that looks like cellophane reeled up in a film cartridge. The ribbon cartridge, good for 60 prints, slides into the side of the printer. The printer uses heat to fuse color from the ribbon onto the print sheets in continuous tones.

Aside from the 4- × 5.5-inch glossy photo paper, Olympus also offers sticker-label photo paper and miniature sticker-photo labels, 16 to a sheet, which are great for sealing envelopes and the like.

## Hooking It Up

The P-300 was tested both connected to a PC and connected directly to an Olympus camera. The printer is easy to unpack from its carton because of its small size. There is very little to set up: You simply insert the paper tray into the front of the printer, load the glossy photo paper and ribbon cartridge, plug the printer into an outlet, and you're off.

Connecting the P-300 to a PC is easy. You simply connect it with a parallel cable and load the drivers using the "Add New Printer" icon in the Windows control panel. Then use whatever graphics program you have available. One benefit to using a computer is that images can be retouched and enhanced before printing, which, of course, is not possible when printing directly from a camera.

The perfect complement to the P-300 printer is the Olympus D-500L

Until recently, digital photography has always been a promising technology, but one that was full of compromises. For one thing, the digital cameras themselves have been quite expensive, and the only ones that were even close to being affordable for the casual user offered relatively low resolutions—usually a maximum of 640 × 480.

But that is changing. Cameras having resolutions of 1024 × 768 and higher are now available at prices of around \$600, and sometimes lower. And while they still do not quite measure up to well-focused photographs made with conventional film, images with a resolution of 1024 × 768 can be made into photo-album size prints that look incredibly sharp.

Which brings us to another problem with digital photography: producing paper prints from electronic images. Let's face it: most people still keep their favorite photos in albums and don't want to have to turn on a computer to see them. There are services that will take the output from your camera and produce finished prints, but most are not inexpensive, and it can take a while to get your prints back. Plus, most require that you have online access of some sort to upload the digital images to them.

More popular is using an ink-jet printer to produce prints, but there are problems here, too. For one, only some ink jets are capable of producing prints of acceptable quality. And even those usually require the use of special "photo" ink cartridges and paper for

best results. Further, both the paper and the ink are relatively pricey, and printing photos uses a lot of ink and can take a long time to do.

Now, however, there's a better alternative. It's a neat little printer from Olympus whose output rivals 35-millimeter prints, and it is much better than the photos produced by instant cameras.

## Olympus P-300

The P-300 is a 300 dpi, photo-quality dye-sublimation printer that produces continuous color tones. The P-300's output is equivalent to that of a 2400-dpi ink-jet printer. Images are printed on 4- by 5.5-inch glossy sheets in true 24-bit color (16.7 million possible colors). It takes about 100 seconds to make a print. Images can come from scanners, digital cameras, the Internet, and so on—as long as they're digital, you can print them on the P-300.

Olympus has equipped the P-300 with a parallel port for connecting to PCs and a serial Macintosh port for connecting to Macs. You'll need at least a 486 PC running Windows 3.1x or Windows 95, or a Mac with a 68040 PCU or later and Mac OS 7x or later. A CD-ROM drive is also required. You can use whatever software you like, such as Adobe Photoshop, to print to the P-300. You simply have to set the print size to that of the P-300's paper.

And if you happen to have an Olympus digital camera, you don't even need a computer to create prints. Though the procedure differs slightly



THE OLYMPUS D-500L digital camera is the perfect companion to the P-300 photo printer. The printer can also print directly from any other Olympus digital camera, or from any digital camera if a computer is used.

Digital Camera. It has a maximum resolution of 1024 x 768, a 3x zoom, a back panel color LCD for reviewing images, three levels of compression, a serial port for connecting to computers, and a parallel port for connecting directly to the P-300 printer.

A special cable connects the D-500L camera to the P-300 printer. After the two units are connected to each other they can be turned on. With the camera set to play back its stored images, they can be previewed on the screen on the back of the camera. Whichever image is displayed on the camera can be printed at the touch of a print button on the D-500L camera. With some other Olympus digital cameras, a "Direct Print" button on the P-300 is used, though it has no function when the printer is connected to the D-500L. Once the print button (on either the camera or the printer, depending on the setup) is pressed, the printer starts whirring and about a minute and a half later, a glossy color print pops out. Multiple prints can be made by setting a dial on the side of the paper tray.

The P-300 costs \$399, and it comes with a 10-print paper and ribbon kit. Additional 60-print paper/ribbon kits sell for \$39.95, and are available wherever the printer is sold. The D-500L has a suggested retail price of \$799, though there are much less expensive Olympus cameras that will print to the P-300 (and don't forget that the unit will work with just about any digital camera). For more information on the P-300, contact the manufacturer directly (Olympus America Inc., Digital & Imaging Systems Group, Two Corporate Center Dr., Melville, NY 11747; Tel: 800-347-4027; Web: www.olympus.com), or circle 15 on the Free Information Card.

EN

# AT \$299.95, NO OTHER DESIGN WORKSTATION GIVES YOU SO MUCH FOR SO LITTLE.



Large Breadboarding area  
holds 24 ICS  
...2,500 tie points with  
Life Time Guarantee!

Available now  
assembled or  
in kit form

Triple Power Supply  
... +5V fixed, plus  
two variable  $\pm 1.3$  to  $\pm 15V$  DC  
with short circuit  
protection

Function Generator  
...sine/square/triangle  
...plus TTL

8 TTL Logic  
Probe Indicators

UL-CSA  
Approved



Audio Speaker

Two Digital  
Pulsers

Two BNC Connectors  
for oscilloscopes  
and counters

Remainder  
of trainer now has  
a 3 YEAR warranty

OVER \$600 WORTH  
OF WORLD CLASS  
TEST EQUIPMENT  
FOR UNDER \$300!

The PB-503 is a total design workstation. It has everything! **Instrumentation**, including a function generator with continuously variable sine/square/triangle wave forms—plus TTL pulses. **Breadboards** with 8 logic probe circuits.

And a **Triple Power Supply** with fixed 5VDC, plus two variable 1.3 outputs (+1.3 to 15VDC and -8 to 15VDC). Throw in 8 TTL compatible LED indicators, switches, pulsers,

potentiometers, audio experimentation speaker...plus a lifetime guarantee on all breadboarding sockets! You have everything you need right there in front of you! PB-503—one super test station for under \$300! Order yours today!!



Can't Wait! Call Toll-Free For More Information  
**1-800-572-1028**

or the name of your local distributor

OR VISIT OUR WEB SITE AT [www.globalspecialties.com](http://www.globalspecialties.com)  
70 Fulton Terrace, New Haven, CT 06512  
(203) 466-6103 • Fax: (203) 468-0060

an  
interphase  
industries  
company

CIRCLE 122 ON FREE INFORMATION CARD

## Look What As Little As \$25 A Month Can Get You These Days.

Help with college degrees. Fast cars. A first home. With as little as \$25 a month, a gift of U.S. Savings Bonds can help your kids with all kinds of future needs.

For more information, call toll free:

1-800-4US BOND.



www.savingsbonds.gov

August 1998, Electronics Now

15

# XML Update, C++ Builder, and More

I GAVE A PRETTY TIGHT OVERVIEW OF XML LAST MONTH, AND DIDN'T PROVIDE ANY REFERENCES FOR FURTHER STUDY. I'LL TRY TO CORRECT THAT DEFICIENCY NOW; IN ADDITION, I'VE SINCE RUN ACROSS A FEW MORE RESOURCES THAT CAN HELP

flesh out the details.

The canonical source is the XML spec (Extensible Markup Language (XML) 1.0, W3C Recommendation 10-February-1998), available at the World Wide Web Consortium [www.w3.org](http://www.w3.org). Counting appendices, the spec is only 32 pages long. An easy read, right? Guess again. Without a good background in formal language theory, it will probably seem like Greek. Even with a good background, it's difficult, lacking in examples, and inconsistent in treatment depth across various areas.

There are several FAQ documents floating around. The best is "The XML FAQ," available at [www.ucc.ie/xml/](http://www.ucc.ie/xml/). Microsoft, ArborText, and other interested commercial concerns have their own FAQs that tend to be interesting as indicators of how the companies interpret and plan to extend XML. For example, Microsoft's FAQ discusses the concept of schemas; quoting directly from the 1/8/98 document (the word schema appears nowhere in the 2/10/98 W3C Recommendation):

*"Schemas combine concepts from DTDs, relational databases, and object-oriented design. Schemas can describe the structure of XML documents, databases, directed-labeled-graphs, and other similar organizations of data. Schemas supply additional semantic information to documents, and contain new facilities such as data types, inheritance, and extensibility that are not*

*available in DTDs. Schemas use the same syntax as XML documents."*

Microsoft's FAQ also briefly mentions Channel Definition Format (CDF), the company's XML-based "push" technology that provides a way for web servers to deliver advertising and other goodies to your browser; Open Software Description (OSD), an XML format to aid software distribution; Open Financial Exchange (OFX), a format for communicating with financial institutions; and Resource Description Format (RDF), which (to quote again) *"allows for generalized searching of information without application-specific rules... [and] ... allows a complementary view of data through graphs and nodes, rather than through a structured tree, which the current XML technology enables."*

Of all the technologies mentioned in the previous paragraph, RDF sounds most interesting to me, with its hint of a hyperlink modeling scheme. I wouldn't be surprised to see RDF end up as the core of the Windows Help System

someday. The Schema concept is also tantalizing.

## XML Books

Chapter 16 of *Using HTML 4* contains a pretty good overview of XML, along with a few very basic yet practical examples. I wouldn't buy the book just for that chapter, but if you do any web development, it would be a reasonable investment.

The most detailed, in-depth treatment I've found so far is *Presenting XML*, by Richard Light. One thing I don't like about the book is Light's frequently sloppy language. To me it seems unforgivable that a book about a formal language is so careless in its description of that language. It's great to try to avoid being terse (like the spec) or pedantic, but the cure seems worse than the disease in this case.

Anyway, if you read carefully and cross-reference the spec, you can learn a lot from *Presenting XML*. The spec itself is well dissected. There are lots of examples, including a chapter on converting HTML to XML, another on available XML software, and a good bibliography.

## C++ Builder 3.0

In today's business world, can you create documents or spreadsheets in anything but a Microsoft product? That's debatable. But there's no question that you can create programs without supporting the MS habit. A few years ago, lots of naysayers predicted Borland's imminent decline; in case you haven't noticed, Borland is back, and with a vengeance.

Recent publicity from the company trumpets four consecutive quarters of revenue growth and three of profitability. The last three product introductions

*(Continued on page 25)*

## RESOURCES

### Using HTML 4

Lois Patterson, et al.  
Que 1998  
ISBN: 0-7897-1450-7

### Presenting XML

Richard Light  
Sams 1997  
ISBN: 1-57521-334-6



# Prototype

## The National Lightning Detection Network

**W**hether it involves building new electric-power distribution lines, forecasting weather, planning military-training exercises, or establishing responsibility for damage, detailed information on lightning-strike activity can be important. That information—both real time and historical—is now readily available thanks to the National Lightning Detection Network (NLDN). The NLDN, owned and operated by Global Atmospheric, Inc. (GAI) in Tucson, AZ, is the largest and most sophisticated lightning-detection and -location system in the world.

The NLDN consists of ground-based sensing stations that detect cloud-to-ground lightning activity across the continental U.S. The sensors instantaneously detect the electromagnetic signal given off when lightning strikes the ground. Sophisticated techniques are used to differentiate between lightning strikes and background noise. The individual sensors transmit the lightning data via a communications satellite to central ground stations. These, in turn, send the information to the Network Control Center (NCC) in Tucson.

Using data from two or more sensors, computers at the NCC determine the strike location to within an average accuracy of 500 meters (1640 feet). That high level of accuracy is achieved by a combination of waveform processing, Global Positioning System (GPS) time synchronization, high-speed signal processing, and wide-band peak-gated magnetic direction-finding techniques. Processed lightning strike data is sent to subscribers' computer displays via satellite normally within 15-20 seconds of the actual lightning strike. Besides location, the time, polarity, and amplitude of each strike is transmitted to the recipient.



LIGHTNING STRIKES CAN BE BEAUTIFUL, but they can also be expensive, dangerous, and even deadly.

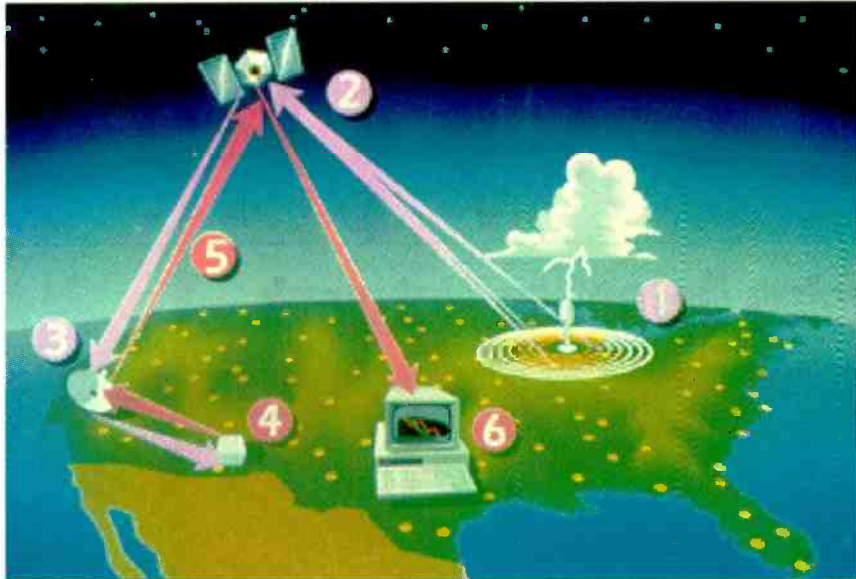
### A Growing System

The NLDN provides real time information about lightning strikes as well as a historical archive data library containing over 160 million flashes from 1989 to the present. The NLDN is the result of over twenty years of research and development first initiated by the Electric Power Research Institute (EPRI), the research arm of the electric power industry. The original objective was a system to help utilities make decisions about line-maintenance priorities, effective crew dispatch, and future design and placement of utility lines to reduce lightning damage and to make faster repairs should lightning strike. The NLDN was originally developed by the State University of New York at Albany in cooperation with the Bureau of Land Management and the National Severe Storms laboratory. The final implementation of the technology was developed by GAI.

The system is undergoing a dramatic expansion, and will soon be known as the North American Lightning Detection Network (NALDN). That's because Environment Canada's Atmospheric Environment Service has contracted with GAI for a companion Canadian Lightning Detection Network (CLDN) that will be integrated with the NLDN. When completed, the NALDN will cover the North American land mass south of 60 degrees North Latitude to the northern border of Mexico, and extend from the Pacific to the Atlantic Oceans. The combined system will include 105 ground-based sensors in the U.S. and 81 other sensors in Canada.

### Users and Applications

Users of the NLDN's real-time and historical lightning data include the National Weather Service, NASA, the FAA, and the military. The data is of



HOW THE NLDN WORKS: 1. Sensors transmit data to satellite; 2. Satellite relays information to earth station; 3. Data is transmitted to NCC via land-lines; 4. NCC processes data; 5. Processed data is relayed back to satellite; and 6. Lightning data is displayed within seconds of an occurrence.

value for power-quality assurance, aviation, forensic analysis, personnel and equipment protection, mining, insurance-claim investigation, meteorology, and many other applications. For example, historical data is provided to the insurance industry for lightning damage and claims verification. Being able to verify the existence or absence of time-coincident lightning in the vicinity of a policyholder's claim for lightning-caused property damage reduces the cost of investigating claims. Likewise, utilities can use NLDN data in resolving warranty claims. When suppliers deny a claim because they say the damage was caused by an "act of God", archival data can show there was no lightning activity when the piece of equipment went down.

GAI provides a wide variety of NLDN products, and each can be tailored to meet the needs of individual subscribers. For instance, THUNDER is a software package that operates with a real-time link to the NLDN via either a satellite downlink or modem connec-

tion. THUNDER's dual-monitor, display package provides uninterrupted viewing and tracking of lightning events in a particular region as they occur.

The Fault Analysis and Lightning Location System (FALLS) was specifically designed to address the Electric Power industry's lightning concerns. FALLS, with its various modules and reports, allows complete, in-depth analysis of lightning and its cause and effect on, and association with, power delivery-system reliability. FALLS can be used to assess lightning-exposure


risk for power lines, telecommunication lines, railways, gas pipelines, forested areas, or even single customer facilities.

FAULTFINDER is another product that can determine whether lightning strikes played a role in an outage or momentary interruption. It can eliminate the problem of erroneously categorizing unverified outages as lightning-related, ignoring the possibility of equipment malfunction, improper grounding, wind and other factors that affect system reliability.—BILL SIURU **PT**

## Accelerator Takes A Giant Step Towards Fusion

**S**andia's Z accelerator—the most powerful producer of x-rays in the world—has recently produced another world record for power output, making it a viable contender in the quest to achieve sustainable nuclear fusion. The most recent increase—bringing its output to 290 trillion watts (terrawatts)—shatters by nearly 40 percent its previous world record set last summer.

The Z machine works by firing massive bursts of electricity to superheat a miniature oven, a hohlraum, which is about the size of a sugar cube. The electrical energy fired at the target is the equivalent of 60 times the world's usage of electrical power at a given moment.



SANDIA'S Z ACCELERATOR is the world's most powerful x-ray machine.

### FOR MORE INFORMATION

**Global Atmospheric, Inc.**

2705 E. Medina Road  
Tucson, AZ 85706-7155

Tel: 520-806-7300; Fax: 520-741-2848

Web: [www.glatmos.com](http://www.glatmos.com)

# 1 Study at Home

We live in a constantly changing world, where exciting new technological advancements are made everyday. At the Cleveland Institute of Electronics we make it simple to train, earn a degree and prosper in the workforce. Over 150,000 students in the United States and 70 foreign countries got their start in electronics through CIE. And they received their education at their own pace in the comfort and convenience of their homes. At CIE you'll receive a first class education by a faculty and staff devoted to your career advancement. All of CIE course and degree programs are taught through a patented, proven learning process. To discover all the benefits and programs/ degrees available from CIE send for your free course catalog today.



CIE's Associate Degree program contains 397 lab experiments.

# 2 Work Where You Want

And once you complete your education at CIE, you can just about write your own ticket to where you want to work and in what specialized field... MIS, broadcasting, industrial, automotive, management... The opportunities seem limitless in today's high-tech world.

The Cleveland Institute of Electronics has been approved for use of Veterans Affairs Benefits and DANTES Tuition Reimbursement.

Tuition assistance from the Veterans Administration or the DANTES Program is available to veterans and service members in the Armed Forces.



Employees are seeking & hiring qualified applicants.

**FREE  
CATALOG**



1776 E. 17th Street  
Cleveland, Ohio 44114-3679

Visit Our Web-Site  
[www.cie-wc.edu](http://www.cie-wc.edu)

**YES!** I am interested.  
Please send me a catalog.

Name: \_\_\_\_\_

Address: \_\_\_\_\_

City: \_\_\_\_\_ State: \_\_\_\_\_ Zip: \_\_\_\_\_

Phone Number: \_\_\_\_\_

*A school of thousands. A class of one. Since 1934.*

AE126

Lasting only a fraction of a second, the shot generates temperatures greater than 1 million degrees, ever closer to the 2 to 3 million degrees required for nuclear fusion. Temperature is particularly important in the quest for fusion, in which much more energy is created than used.

In the past 18 months, the Z machine has increased its output by more than seven times, starting from 40 terrawatts. Before that, it took 25 years for a succession of Sandia accelerators to reach the 40-terrawatt level. Each successive test has helped lay the groundwork for sustainable nuclear fusion. It also has provided data to help test U.S. nuclear defenses without physically exploding large-scale devices. **PT**


## Ultrasound Improves Truck Tire Safety

**A**t the University of Illinois at Urbana/Champaign (UIUC), a fast, low-cost inspection system has been developed for evaluating the structural integrity of new and used steel-belted radial truck tires. Using ultrasonic sound waves, the instrument detects ply delaminations; weakened, damaged, or broken cords; and other, potentially dangerous, hidden defects. Professor of General Engineering Henrique Reis and graduate student Paul Golko use an analytical, nondestructive evaluation technique called acousto-ultrasonics to check for hidden damage.

The first step is to inject a sound wave into the side of the tire, using an ultrasonic transducer. The ultrasonic pulse then propagates along the sidewall, where it is picked up by another transducer and analyzed by a computer.

"Tires are scanned with measurements recorded every 0.3 degree of tire rotation, for a total of 1200 samples," Reis said. "This angular sampling interval was chosen because it is smaller than the spacing between radial cords on the tire at the transducer locations. Therefore, we can test for damage in each individual cord. The entire measurement takes less than a minute per tire."

By studying the attenuation charac-



RESEARCHERS BRIAN KEETON AND WILL NELSON at the GTRI at interactive how-to guide called the Test Engineer's Workstation (TEWS).

teristics of the transmitted signals, the researchers can analyze damage within the tire. "We can detect strained or damaged cords because the sound wave is not transmitted as efficiently as in a normal steel cord," Reis said. "The greater the damage, the higher the signal attenuation. If the signal disappears, the cord is broken. By studying the signals, we can also detect areas where the steel cords and rubber have separated."

A color-coded display is used to graphically represent the results. It shows not only regions of broken or damaged cords, but also areas where the steel cords are weakened to the point where the tire should be removed from service. By evaluating the residual strength in the sidewalls, the instrument can determine a tire's remaining useful life and whether it is worth retreading.

"For safety reasons, we don't want to use bad tires," Reis said. "But for ecological reasons, we don't want to throw away good tires that can be retreaded. This instrument enables us to easily distinguish between the two." **PT**

## Test Engineer's Workstation

**T**echnical manuals can be massive and intimidating, so researchers at

Georgia Tech Research Institute (GTRI) came up with a solution to "manualitis." They turned a computer into an interactive how-to guide—the Test Engineer's Workstation (TEWS). The machine uses hypertext links and multimedia—graphics, video, and sound—to decrease the learning curve on complex test and evaluation jobs.

At the request of the U.S. Air Force, the GTRI's Electronic Systems Laboratory (ELYS) developed TEWS. It was designed to meet an ongoing Air Force need to bring new test engineers up to speed quickly in electronic-warfare systems testing. Hard-copy documents and word of mouth from people who had done it before were the only previously available resources. With TEWS, engineers can quickly find out what a piece of equipment does and what it did last time.

The GTRI developers distilled massive test manuals into on-screen programs that lead test engineers through evaluations of new and upgraded systems, helping them plan, conduct, and accurately analyze a test. In developing the TEWS platform, the team combined video and audio materials—from lectures to slides and video—onto CD-ROM discs that are accessed from Windows PCs. Users can click on any on-screen subject to view and listen to the requested information, and they can replay any segment they choose.

TEWS aids engineers in the analysis of test data through its ability to use the Automated Data Reduction Software (ADRS). The software computes performance and effectiveness measures to satisfy test-program requirements for electronic-warfare systems. Implemented as a Microsoft Windows application, ADRS helps ensure the quality of data collected and that the resulting analysis satisfies the test objectives. As important, TEWS helps developers design their own test plans from scratch. The program even has pop-up help boxes with questions that designers need to ask themselves.

Users can customize TEWS to fit their location and test-facility type. Since a video-capture card lets users add standard video input to existing test programs, this feature allows online information about defense systems to be added as they are tested.

"Maintaining good descriptions of results means that if, say, two years later you make another change and you have to retest, you don't have to start over," says Brian A. Keeton, an ELYS research engineer, who works in test process development. "You can compare it to the last test pretty easily."

Several TEWS systems have been installed at the Air Force Development Test Center at Elgin Air Force Base, the Air Force Flight Test Center at Edwards AFB, and at GTRI to support the defense-systems testing arena. The TEWS approach may have applications in other fields, where on-the-job training, system testing, and archiving of results need to be efficiently combined. **PT**

## You're Never Too Old

**F**or his upcoming 80th birthday on Sept. 22nd, NASA aeronautical engineer Seth Anderson plans to go gliding off Glacier Point again. This will be a replay of his 79th birthday celebration, when Anderson last glided from Glacier Point, more than 3200 feet above the valley floor at Yosemite National Park, CA. He soared on a breath-taking 16-minute hang-glider ride that he videotaped, as he always does.

His hang glider is a NASA spin-off from space research. "It was originally



SETH ANDERSON hang gliding over Yosemite.

called a Rogallo Wing, for Francis Rogallo, who in the early 60s experimented at NASA's Langley Research Center, Hampton, VA, with a paraglider as a possible landing method for space capsules," said Anderson. "If it had been used for the two-person Gemini capsule, astronauts could have landed on terra firma instead of parachuting to water landings."

As a contemporary of Rogallo, Anderson knows his NASA history. He began his career at Ames Aeronautical Laboratory, Moffett Field, CA, in 1942. Today, Ames is a NASA research center, where Anderson studies human factors for the agency's Remotely Piloted Aircraft Program. Human factors engineers examine the interactions between human beings and aircraft.

To allow Yosemite visitors to see the park from a bird's-eye view, Anderson has decided to donate his hang-gliding video to Yosemite for playback in the visitor's center. Visitors will be able to see many scenic views of the valley from a unique vantage point.

Hang gliding, Anderson believes, is a spectacular recreational sport. "I started 17 years ago. But hang gliding is an unusual hobby, not for the timid." Anderson has also built an experimental BD-5 turboprop aircraft at his home that he now flies.

Of his planned birthday flight, he says "It'll really be exciting." **PT**

## Aviation Accident Prevention Program

**I**n cooperation with the FAA, NASA is developing an automated system called the Aviation Performance Measuring System at NASA's Ames Research Center (Moffett Field, CA) that could better prevent commercial aviation accidents. By reducing the human labor needed to process the large quantities of performance data received, this program enhances the data collection and cost effectiveness of safety procedures of U.S. carriers.

Aircraft systems that generate performance data are used to troubleshoot potential future aircraft problems. Monitoring over 1200 operational functions of the aircraft, the system provides valuable early warnings of potential problems in numerous areas, including performance, cockpit instrument inputs, electrical equipment, fuel, and hydraulics.

"This gives the airlines an eye on operations that they don't now have," said Linda Connell, director of FAA-NASA's Aviation Safety Reporting System, which complements the \$3 million joint research program, funded by the FAA.

Alaska Airlines was the first carrier

to enter an agreement with NASA for collaboration on a suite of system's tools. United Airlines later signed a similar agreement. The system is undergoing operational testing by airline personnel, analyzing data from the first aircraft equipped with Quick Access Recorders.

Under NASA's new Aviation Safety Program, the system will eventually be extended to service the engineering, maintenance, and training needs of commercial airlines; as well as to commuter, cargo, and corporate air carriers. The system provides a prototype of a flight data analysis ground station with broad-based reporting capabilities customized to the needs and operations of U.S. airlines. It includes specific provisions for transfer of prototype products to commercial vendors using present safety programs and technology.

"By incorporating advanced automation techniques, we can detect accident precursors we didn't know existed," said Dr. Richard Keller, research leader for intelligent systems technology. "The carriers also can use the system proactively to forestall future problems by improving training, operations, and maintenance procedures," he added.

## Tailless Fighter Flies High

**T**he NASA/Boeing X-36 Tailless Fighter Agility Research Aircraft successfully completed its flight research program—demonstrating the feasibility of future tailless fighters achieving agility levels superior to today's best military fighter aircraft. The project goals are to develop technologies to improve the maneuverability of future fighter aircraft. "All of our project goals were met or exceeded," stated Mark Sumich, X-36 project manager at NASA's Ames Research Center, Moffett Field, CA.

During the final flight phase, the X-36 project team examined the aircraft's agility at low speed/high angles of attack and at high speed/low angles of attack. "We also achieved the final flight's goals to expand the X-36's speed envelope up to 206 knots (234 mph)," Sumich said.

Thirty-one flights were made during the six months of the flight

research program at NASA's Dryden Flight Research Center, Edwards, CA. The X-36 flew a total of 15 hours and 38 minutes and used four different versions of flight control software. The aircraft reached an altitude of 20,200 feet and a maximum angle of attack of 40 degrees.

The 28-percent scale X-36, built by the Boeing Phantom Works in St. Louis, MO, is designed to fly without the traditional tail surfaces common on most aircraft. The X-36 is 18 feet long with a 10-foot wingspan; is three feet high; and weighs 1270 pounds. The aircraft is powered by a Williams Research F112 turbofan engine that provides 700 pounds of thrust. It is remotely controlled by a pilot in a ground station cockpit, complete with a heads-up display. The pilot-in-the-loop approach eliminates the need for expensive and complex autonomous flight-control systems.

The X-36 Flight Test program team was comprised of employees from Boeing, Ames, and Dryden. Beginning in 1989, Ames and the Boeing Phantom Works developed the technologies required for a tailless fighter—a project that was jointly funded under a roughly 50/50 cost-sharing arrangement. To develop, fabricate, and flight test the two prototype aircraft cost approximately \$20 million.

With the flight-test program completed, the X-36 will be placed in flyable storage condition in a hangar at Dryden. "Discussions are underway about what to do next with both of the X-36 aircraft," said Gary Cosentino, X-36 deputy project manager at Ames. "There is a potential for other technologies, such as a highly advanced reconfigurable flight control system, to be incorporated on the aircraft and possibly flight tested in the future." **PT**

## Intelligent Machines Inch Forward

**R**epresentatives of Sandia and the Department of Energy (DOE) met recently to begin developing a road map for the future of the United States' robotics and intelligent machine industries. Also attending were representatives of other agencies, including the Department of Defense, the Department of

Commerce, NASA, and the National Science Foundation.

The meeting was a result of Sandia's long-standing efforts to establish a national robotics and intelligent machines initiative based on America's technical excellence in sensors, software, controls, and computers—elements that turn simple robots into intelligent machines. An earlier milestone in this effort was the National Needs Workshop on Robotics in Albuquerque, NM. Robotics experts from around the country attended this workshop, which led to a day-long Congressional Expo on Intelligent Machines that was held on Capitol Hill.

Speakers at the Expo stressed that the United States has the opportunity to become a global leader in the robotics and intelligent machines industry. But government, academia, and industry must act quickly to achieve a leadership position, they said.

Sen. Jeff Bingamin, of New Mexico outlined his national action plan during a keynote address at the Expo, recommending that DOE and NASA establish three test-bed centers for robotics and intelligent machines at Sandia, Carnegie Mellon University, and the Jet Propulsion Laboratory that would be open to other federal agencies and private-sector researchers. The centers would provide prototyping capability for potential users, serve as meeting grounds for researchers from different disciplines, develop and disseminate generic software for robots, and establish training courses for young professionals.

During the Expo, Sen. Pete Domenici, New Mexico's senior senator, also stated his support of the plan. In his speech, Domenici said the robotics industry is poised to quickly rival the enormous and ever-expanding telecommunications industry. He added that Sandia is a logical location for a national test bed where government, industry, and academia can work together on research and development to commercialize new robotics and intelligent machine-products.

The Expo prompted a bipartisan Senate-House task force to endorse Bingamin's plan to establish the national initiative for intelligent machines and to request the recent meeting of high-level representatives. **PT**

## COMPUTER CONNECTIONS

continued from page 16

have been none too shabby either. I'm referring to Delphi 3.0, JBuilder 2.0, and C++ Builder 3.0 (CB3 for short).

I still do more development in Delphi than any other environment, and it kicks. However, CB3 is highly attractive and may finally force me to switch. It takes the best Delphi has to offer (the development environment and the VCL), throws in several major enhancements, and numerous C/C++ specific features.

As with Delphi, but even more so, you can use CB3 for both application and systems development. At the application level you have your choice of three major Windows-class libraries: MFC, OWL, and VCL. MFC, of course, is the Microsoft Foundation Classes; CB3 supports version 4.2. OWL is Borland's Object Windows Library, at one time a competitor to MFC, but no longer. I guess there are still some people using it in a legacy mode. VCL is the Visual Component Library from Delphi.

On-screen, CB3 looks almost exactly like Delphi. In fact, the visual-development components (buttons, forms, etc.) are the Delphi components. You can install Delphi-developed components directly into CB3; unfortunately, the converse is not possible. Nonetheless there is still a high degree of compatibility and interoperability between the two.

Borland has discontinued Borland

C++; CB3 is the company's C/C++ compiler from this point forward. There is no 16-bit support. CB3 has an excellent new project manager, DLL and EXE debugging, and fully supports the recent ANSI C++ standard, including the Standard Template Library (STL), and more.

Bottom line: If you're a C++ developer on Wintel, you owe it to yourself to take a close, hard look at CB3.

### Java Notes

You may have heard about HP's introduction of a Java dialect. The anti-Java crowd instantly took this as a sign of technology fragmentation, a loss for Sun, and a win for Microsoft. I'm not so sure. HP's announcement, one might suspect, concerns a version of the language targeted for embedded use—in laser and ink-jet printers. Clearly, there is some bad blood between Sun and HP over this, but it seems to be more a sign of Sun's stretching itself too thin than anything.

Clearly, though, fragmentation is occurring. *PC Magazine's* special issue on Java (5/7/98) reported (for the second year in a row) that Microsoft's Java Virtual Machine (JVM) is faster and more compatible with the specs than all others, including Sun's. Meanwhile, Microsoft has been forced to stop using the Java logo because of its proprietary extensions to the language. Odd, no?

Sun wants to control the standard, but nasty HP and nasty Microsoft won't let it. Why is that? Why does no one complain about Microsoft holding the

Basic standard, or for that matter HP the PCL (Printer Control Language) standard? Those are all *de facto* standards, not governed by any standards body, but owned and strictly controlled by single companies.

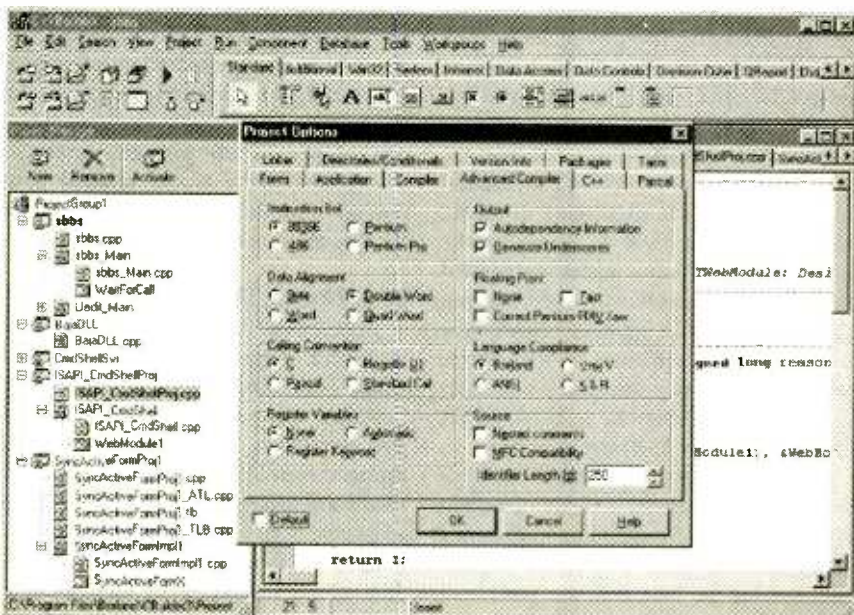
There are several million programmers using proprietary, single-sourced Visual Basic to produce real software that real people use in real companies every day. By contrast, Java is off by an order of magnitude or two in the number of developers, and by many orders of magnitudes in the number of actually running applications. So why the big fight over Java, and no fight over VB?

Let's all demand that HP go public with PCL! (That's a joke. I'd rather see Adobe go public with PostScript).

Meanwhile, Borland's JBuilder keeps racking up kudos; it's consistently rated one of the top two Java development environments.

Are you interested in Java—for embedded use or otherwise? Let me know; I'm considering adding some ongoing coverage.

See you next time. Until then, you can drop me a line via e-mail at [jeff@ingeninc.com](mailto:jeff@ingeninc.com). **EN**



BORLAND'S C++ BUILDER 3.0 brings to C++ development the high-speed development capabilities of Delphi/Pascal. The new project manager is spectacular.

# TVMessenger

## Caller ID for TV!



**TVMessenger provides:**

- Convenience
- Uninterrupted TV viewing
- Callers' log
- Visual call indicator

**only \$89.95**

- Ease of use
- Security

**Not available in stores!**

**Arrow Technologies**  
13341 A St., Omaha, NE 68144  
**1-888-554-2776**

# Common CD-Player/CD-ROM Problems and Cures

**L**AST TIME, WE DID SOME GENERAL MAINTENANCE TASKS SUCH AS CLEANING AND LUBRICATION. IN MANY CASES, THAT MIGHT BE ENOUGH TO RESTORE YOUR PLAYER OR DRIVE TO NORMAL OPERATION. THIS MONTH, WE'LL TURN OUR ATTENTION

to what to do when such general maintenance is not enough.

## CD Player is Dead as a Brick

If the heading above more-or-less summarizes the state of your unit, the first step is to check the obvious. Make sure the input power cord is plugged in and good, inspect the fuse (if present), and verify that the power switch (if present) is functioning normally. Also make sure that the outlet to which your unit is connected is indeed supplying power and/or that the batteries are good.

After that, you must turn your attention to the power-supply components. Locate the outputs of the power transformer and trace them to the rectifiers and associated filter capacitors and regulators. While the actual voltages will probably not be marked, most of the power in a CD player will be within  $\pm 15$  VDC. The voltage ratings of the filter capacitors and regulators, if you can read them, will provide clues as to the correct power-supply voltages.

Most component CD players use linear power supplies so troubleshooting is straightforward even without a schematic. For reference, the power-supply schematic for a Technics SLP-310 is shown in Fig. 1. That unit is typical of those that use either discrete pass transistors (as in this case) or common IC regulators like the 7805, 7815, 7915, and similar devices.

Portable CD players and CD-ROM

drives often use DC-DC converters to produce the various voltages required, and those are much more difficult to troubleshoot, even with a complete service manual. Doing anything other than checking for shorted or open components is virtually impossible without an accurate schematic.

## Power-Adapter Blues

When it comes to portables, one of the common causes of damage is the use of an incorrect power adapter. When it comes to CD-ROM drives, connecting or disconnecting the power lead while power is being supplied is also a definite no-no. In either case, major damage can result despite the various types of protective measures taken in the design.

If that is the cause of the malfunction in the unit you are attempting to repair, all might be lost. Even so, check for the obvious—a blown fuse on the main board near the power connector—before giving up. These may be *pico*fuses, which look like little green resistors; IC Protectors, which look like tiny transistors with only 2 legs; or something else marked F, ICP, etc. Who knows? You might get lucky.

Then again, you might not. For example, I once inherited a Sony Discman from a guy who thought he would save a few bucks and make an adapter cord to use it in his car. Not only was the 12–15 volts from the car battery too high, but he got the polarity backwards! He blew the

DC-DC converter transistor in two, despite the built-in reverse-voltage protection, and he fried the microcontroller. Needless to say, the player was a total loss, except for some of the mechanical parts, which I salvaged for future use.

The moral of this story is that the voltage, current, and polarity ratings marked on portable equipment are there for a reason. Voltage ratings should not be exceeded. Using a slightly lower-voltage converter will probably cause no harm, though performance could suffer. The current rating of the adapter should be at least equal to the printed rating of the equipment you intend to power. Polarity, of course, must be correct. If you are not 100% certain of your adapter's output polarity, double check it with a voltmeter before plugging it in.

Keep in mind that some identically marked adapters deliver widely different open-circuit voltages. If the unloaded voltage reading is more than 25% to 30% higher than the marked value, be cautious about using the adapter. If the player acts in any strange or unexpected way with a new adapter, if any part gets unusually warm, or if there is any unusual odor, unplug it immediately and attempt to identify the cause of the problem.

## Unit Works, But No Display

Sometimes the display is backlit by miniature incandescent lamps. After a while, these burn out. If you take some time, you can probably find an inexpensive alternative to the high-priced exact replacements. Test any suspect lamps with your ohmmeter. Measure the voltage across the lamp terminals and then replace the lamp with one that is rated at a 25% to 50% higher voltage. They may not be as bright, but will last a long, long time.

If the lamps are not at fault, or if



For USA and Canada.

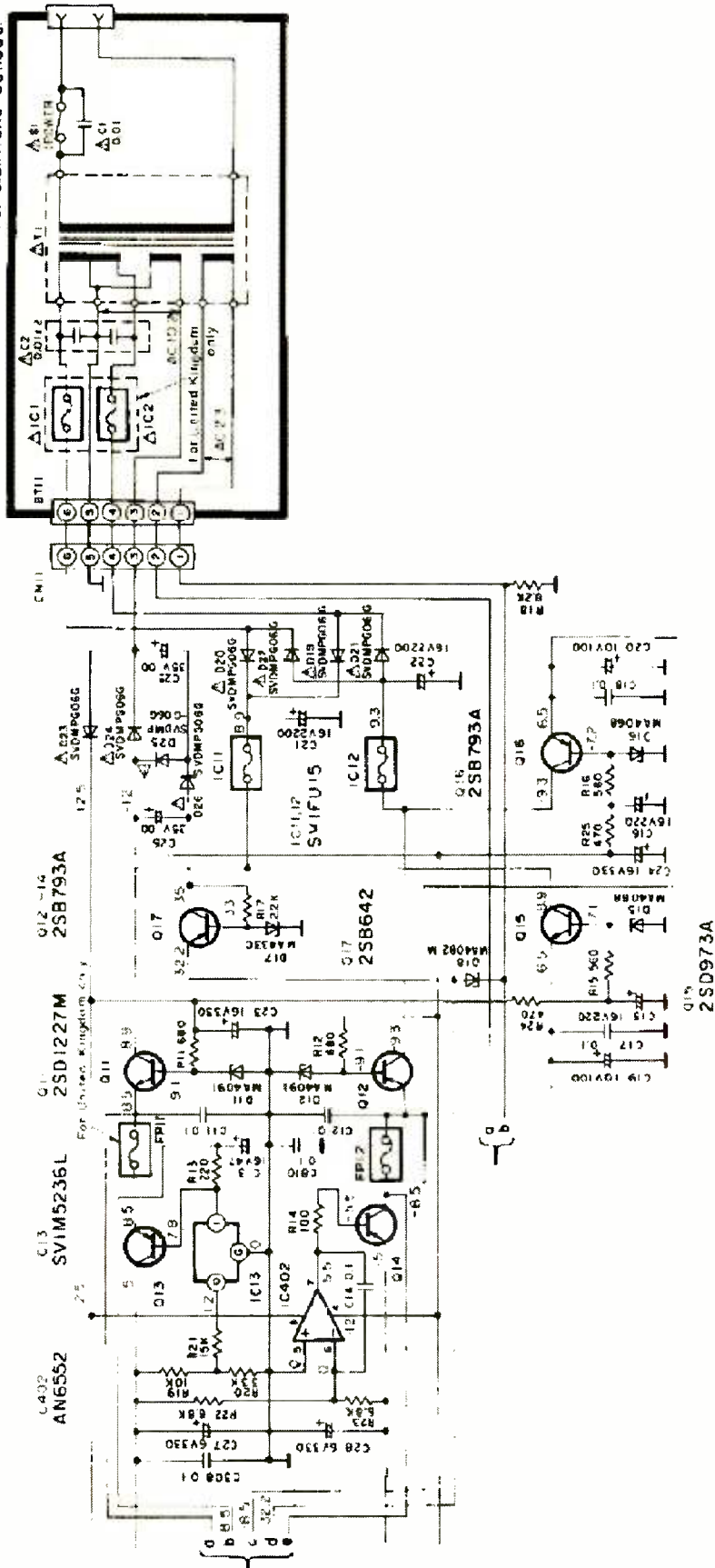


FIG. 1—MOST CD PLAYERS, like this Technics SLP-310, use a linear power supply, so troubleshooting is usually fairly straightforward.

there are no lamps, check for power to the display. At the same time look for bad connections or connectors that need to be re-seated. There might also be a power-supply or driver problem such as a missing voltage for a vacuum fluorescent display.

**CD Player Ignores You**

Symptoms here are that the display comes up normal when power is turned on, but all, or some commands are ignored. There are several possible causes:

- Front-panel problem: If one or more buttons are not responding, try to re-seat the internal cables. Clean or replace the offending switch or switches. If the player has a remote control, see if it is operating correctly.
- Reset failure: If the player has failed to reset properly and is not ready for user input, check the power-supply voltages and re-seat internal connectors.
- Controller and/or driver electronics: These could be defective for the affected functions. Once again, check the power-supply voltages and re-seat the internal connectors.

**Drawer Does Not Open or Close**

If the drawer does not open when the front-panel button is pressed, listen for a motor attempting to open it. If you hear the motor whirring but nothing happens, check for an oily or loose belt, or another mechanical fault. You can clean the belt as a temporary repair, but replacement will be needed eventually. If there is no motor sound (listen carefully), the motor, control chip, or front-panel push-button could be bad. If the unit has a remote, see if it will open the door. If it does, check the pushbutton for that function on the unit first.

**Erratic Drawer Operation**

You are about to remove your favorite CD from the unit but the player beats you to it—it closes the drawer and starts to play the disc over again. Other symptoms are that the drawer reverses course halfway out, or the drawer motor continues to whir even after the door is fully open or closed, and the front panel is then unresponsive.

These kinds of problems are usually caused by dirty contacts on the door-position sense switches. There are usually three sets of switch contacts associated with the drawer mechanism. If any of those get dirty, worn, or bent out of place, erratic door operation results.

Those sense switches are:

- Drawer-closed sense switch. Dirty contacts may result in the drawer motor continuing to whir after the door closes and the front panel may then be unresponsive. Eventually, the door may open on its own.

- Drawer-open sense switch: Dirty contacts may result in the drawer motor continuing to run after the door opens and the front panel may then be unresponsive. Eventually, the door may close on its own.

- Drawer-pushed sense switch. Most CD players allow the user to start play by gently pushing on the drawer. That depresses a set of switch contacts. If these contacts are dirty, the drawer can decide to close on its own or to reverse direction in the middle of opening or closing.

The solution to all three of these problems is to locate the offending switches and clean their contacts. Those contacts are rarely protected from dust, dirt and grime. As a result, the problems outlined in this section are quite common.

### Drawer Does Not Close Completely

Believe it or not, this is a problem that might not be obvious at first glance. The drawer may appear to close, but a loose or oily belt can prevent the mechanism from completing the close cycle. The result can be erratic behavior, since the disc-clamping action is often controlled by the movement. This problem can manifest itself in different ways. Sometimes, the drawer simply open again. Other times, less obvious problems—such as the disc not being recognized or tracking problems during play—are the result. Clean the belt first and see if there is any improvement; belt replacement will be needed eventually. Check for gummed up lubrication as well.

More obvious is the situation where the player goes through the motions of closing but stops short without further sounds. If that happens, a gear may have jumped a tooth or there may be some broken gear teeth. The result is that the mechanism is now incorrectly timed or

not able to complete the operation. Examine the mechanism closely for broken parts. Cycle it manually by turning the appropriate motor pulley or gear to see if the drawer gets hung up or is much more difficult to move at some specific point in the cycle.

If the motor continues to whir after the drawer stops, there may be some other kind of mechanical damage that has caused an obstruction, or there is really gummed-up lubrication, not allowing the operation to complete.

### Loose Spindle Table

When you remove the CD, you may run into an added surprise—the platform that the disc sits upon pops off as well, possibly jamming everything. There may also be startup and spindown problems.

Different models use different techniques to fasten the spindle table to the motor shaft, but this is just about always a mechanical problem. Either a set screw has worked itself loose, adhesive

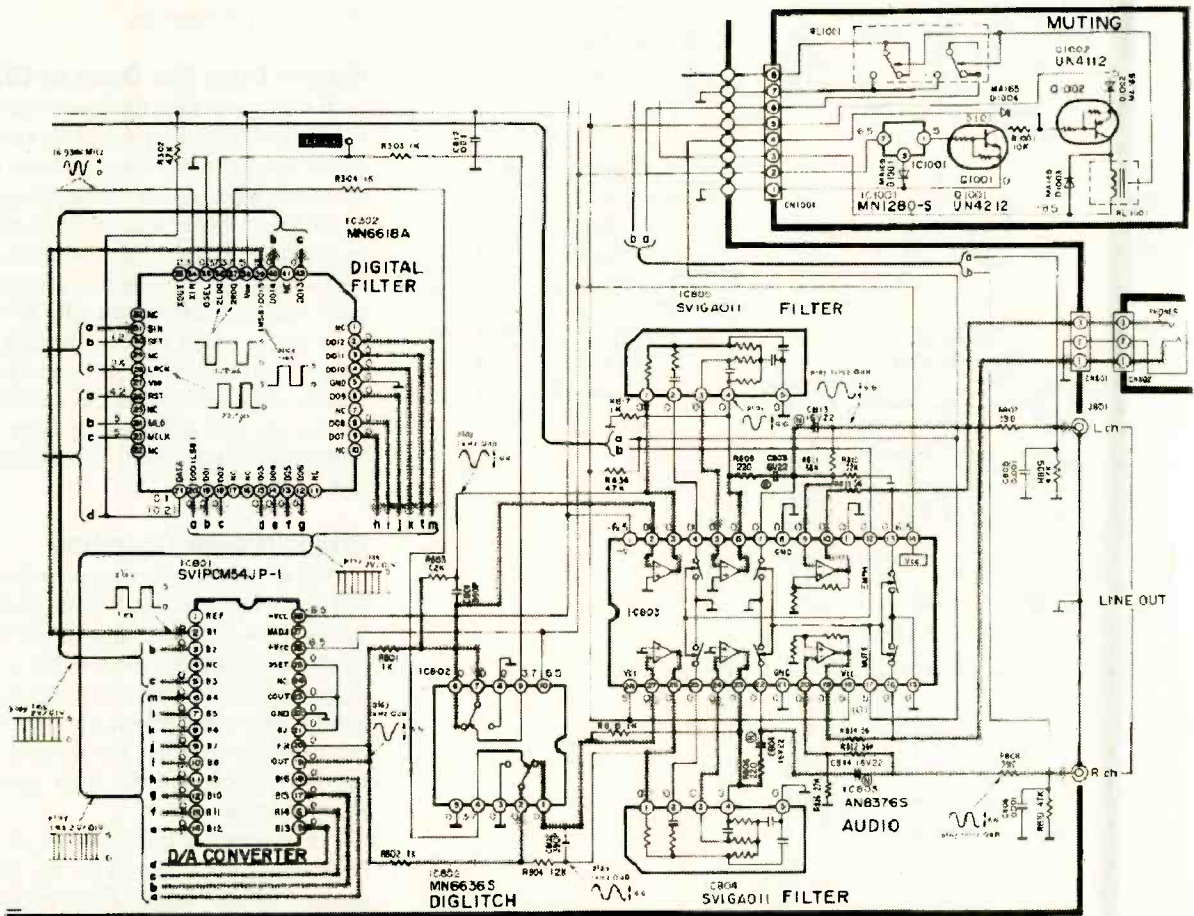



FIG. 2—THE AUDIO CIRCUITS in a CD Player have both analog and digital sections. If the problem is in one of the digital LSI chips, there is little you can do. Dealing with the analog circuits is a bit easier.



# *Plug Yourself Into Electronics Now And Save \$41.91 per year*

Dear Electronics Now Reader:

Prices are going up. Even the price you pay for this magazine. When I heard about it, I talked management into giving you, our regular reader, a last opportunity to start a new subscription or to extend your current one before the increase takes effect. I've even managed to convince them that you should be allowed to extend your subscription for as long as you wish, up to a maximum of ten years. So if you live in the United States, you can guarantee that your annual subscription to Electronics Now will continue to cost you only \$17.97 a year—and you select the term— one, two, three, four, five.... Up to a maximum of ten years.

We'll provide great plans and printed-circuit patterns for great electronic projects. In just the past few years Electronics Now has presented amateur TV equipment, robots, computer peripherals, microcontroller programmers, test equipment, audio amplifiers, telephone projects, relay circuits, a variety of fascinating regular columnists, and much more.

PLUS ... equipment troubleshooting techniques ... circuit design ... reports on new technology and products ... in-depth coverage on computers, video, audio, vintage radio, and lots more exciting features and articles.

SAVE \$41.91 for each year you accept this offer, off the newsstand price. In fact, if you buy four or more issues on the newsstand, this Last Chance offer delivers 12 issues right to your mailbox for less than you would spend at the newsstand.

No need to send money now, unless you prefer. We will bill you when your first issue is ready to be mailed. But you must complete and mail the Last Chance certificate before the August 31<sup>ST</sup> deadline. Make sure you tell your friends about this offer too.

So do it now... take just a moment to complete the Last Chance form and mail it to us in the postage-paid envelope. That's all it takes. And you save big bucks for up to ten years. This really is a last-time offer, and it will not be repeated after August 31, 1998.



Theresa Lombardo  
Circulation Manager

# **Electronics NOW<sup>®</sup>**

weakened, or a press fit has come undone.

If there is a loose or missing set screw, get a new one or tighten the old one. If there is no set screw, a drop of epoxy cement may save the day. However, height is important to guarantee proper focus range, so be careful if there is no definite stop. The disc and rotating clamper magnet must both be clear of any fixed structures and be the correct distance from the optical pickup. Where something irreversible is involved, like using epoxy adhesive, checking the service manual becomes a must—the specification is usually 0.1 mm accuracy.

A loose spindle table can also cause continued spinning upon eject, or sluggish or noisy startup or seek; since if the spindle is loose, the motor cannot properly control disc speed during speed changes.

### Intermittent Operation

When a CD player appears to have a “mood” problem—playing fine sometimes or for only part of a disc, or aborting at random times—there are several possible causes. Those include a defective disc, a dirty lens, various mechanical problems, dirty or worn interlock or limit switch, bad connection to the interlock switch (mainly in portables and boomboxes), flex cable with hairline cracks in one or more conductors, other bad connections, missing optical deck ground/shield, or power-supply problems. Let's go through some of those:

- **Dirty, Scratched, or Defective CD:** It might be easy to overlook the obvious, so the first thing you should do is to confirm that the CD is not the problem. Clean the disc and/or try another one.

- **Dirty Lens:** A player that accepts some discs and not others, or accepts discs sporadically, may simply need its lens glass cleaned.

- **Mechanical Problems:** This usually involves oily and/or flabby belts preventing full drawer closing, or gummed-up lubrication on the sled (may fail depending upon ambient temperature). For example, if the music gets stuck at about the same time on every disc, then there may be gunk on the end of the sled track, preventing the sled from moving any further. That is especially likely to manifest itself if you just purchased a disc with an unusually long playing time. **NOTE:** Some players simply will not play discs that exceed about 74 minutes of playing time, the maximum CD playing time if the CD specification is followed. How-

ever, some discs may be as long as 78 minutes or more, which means that some aspects of the CD specifications were compromised.

- **Dirty Switches:** Oily film or oxidation may be preventing any one of the limit or interlock switches from making a reliable contact. If this is the problem, the player may stop at random times, fail to accept a disc, close the drawer without your permission, etc. Use contact cleaner and typing paper to clean the contacts. Disassembly may be required to get at the contacts of enclosed switches.

- **Cracks in Ribbon Cable:** The moving and fixed parts of the optical pickup are often joined with a printed flexible cable. Constant flexing may cause one or more of the copper traces to crack. This may show up as an inability to get past a certain point on every disc (the player might shut down or start skipping at about 23 minutes into every CD).

- **Bad Connections:** There are often many little connectors used to send signals and power between the optical deck and the main circuit board. These are usually cheaply made and prone to failure. Wiggling and re-seating those may cure your problems. There may even be bad solder connections on the pins of the connectors or board-mounted switches. Slight flexing or just expansion and contraction may result in intermittent shutdown or other problems. Note that this type of failure is most common in portables and boomboxes because they are more likely to take physical abuse.

- **Missing Shield:** A missing shield between the analog ground and the optical deck can result in all kinds of erratic behavior. If your intermittent problems started after you had the player apart for some reason, check that you replaced the grounding strap or metal strip and/or didn't accidentally disconnect or break any shield connection on the ribbon cable to the optical deck.

- **Power-Supply Problems:** Problems in the power supply could cause the types of intermittent problems listed above, but it is unlikely. That said, if you have an oscilloscope, it certainly does no harm to check the power-supply outputs for ripple—a filter capacitor may have dried up and lost most of its capacitance.

### Heat Problems

A CD player that becomes noisy, or a CD-ROM drive that fails to recognize discs or fails to reliably read data after a

few minutes of operation, may have a component that is heating up and changing value. There is not very much in a CD drive that runs hot; however, specific components do sometimes fail in this way. The way to diagnose and locate problems of this type is to use some of the same techniques that you would apply to finding overheating components in a TV or in a computer monitor.

Your main tool will be a can of cold spray (“circuit chiller” or, in a pinch, a hair dryer set to ‘no heat’), coupled with an oscilloscope (if one is available). What you are going to do is to try cooling various components to try to identify the one that is bad and causing the problem. However, if you are trying to deal with a unit that dies completely and suddenly after it heats up, this may not work very well since you may not have enough time to detect changes in behavior. If you are dealing with CD player that will play, but has tracking problems and/or audio noise, you should be able to monitor the playback quality by simply listening for improvement when you have cooled the flaky part. For a CD-ROM drive, play an audio disc if possible, since it will provide the feedback you need to locate the bad part without (hopefully) the drive shutting down due to data errors or inability to reliably access the file system.

Here's a good procedure to follow when making this test: First, run the unit with the covers removed and see if that has an effect that confirms a thermal problem. Next, use the cold spray on individual components. Start with a quick burst on an LSI chip and wait a few seconds for something to change. If nothing happens, move on to the next component. If you are using the hair dryer (no heat!), make a funnel out of paper to direct the air flow. Since this is not really cold air, expect to wait a bit longer to see any effect.

If you have a scope available, it would be wise to look at the RF “eye” pattern while cooling components and see if it changes in amplitude and/or quality over the course of an hour. If it does change, you may have an overheating problem in the laser diode or its power supply. (The “eye” pattern will be discussed in a future column, so you may want to hold off until then for this “advanced” troubleshooting!)

### Audio Problems

Silly me, what other kinds of problems are we talking about? What I should

have said: audio signal-chain problems. The player appears to be working fine (the disc is spinning; the time is incrementing correctly; seek, search, and play operations behave normally) but there is either silence, noise, or distortion on one or both channels.

Note: These sorts of audio symptoms could also be caused by problems with servo alignment, the optical pickup, or front-end electronics. Troubleshooting those types of problems will be covered in future columns. Therefore, if your problems are as outlined in the paragraph above, you might want to hold off on attempting to troubleshoot your unit until those topics are covered. Remember, patience is a virtue, and in this case can save you from wasting time troubleshooting a problem in one part of the circuitry when its cause actually lies in another.

Getting back to the audio signal chain, there is a distinct boundary between the digital section where audio information is encoded digitally and the analog domain where it is an electrical waveform. The diagram of the audio circuitry of the Technics SLP-310 in Fig. 2 shows a typical organization. Note the separate circuitry for the D/A converter, digital filter, audio mute, and post analog filtering.

Problems in the digital domain will usually be obvious to the point of being gross—extreme noise, noise correlated with the signal level, extreme distortion, tones or frequencies that with no stretch of the imagination were present in the original music, etc.—and will be distinctly different than the kind of noise or audio distortion we are accustomed to in stereo equipment. Even small errors in the digital reconstruction can result in extreme changes in the audio output. For example, a single bit error if in the MSB can totally corrupt the resulting waveform. Simple errors can result in sound frequencies not present in the original. Fortunately, these sorts of errors are relatively rare as most of the circuitry is inside of very reliable LSI chipsets.

However, if the CD is recognized and appears to behave normally except that there is absolutely no audio output, there can be problems in the audio-decoding LSI chips. Other than hoping for an obvious bad connection, this is way beyond the scope of anything you can hope to repair without the service manual, test equipment, and a miracle.

Problems in the analog sections—D/A(s), sample-and-hold(s), post analog

filters, and muting relays—produce effects that are more familiar: noise, a decrease in signal strength, and distortion. Except for parts of the D/A, which may be shared, there will be identical left and right channels to compare if an audio problem develops.

Note that if only one channel is affected, then the problem most likely has nothing to do with tracking, the laser, or the mechanism. Coming off of the disc, the left and right channels are interleaved on a sample (16 bit word) basis so any disc or pickup problem would equally impact both L and R.

That means that you are left with the D/A(s), sample-and-hold(s), the filters, and the muting circuitry as your most likely culprits. Many CD players multiplex the D/A between L and R, so in these, even the D/A is ruled out since most of its circuitry is common.

Now, how do you go about tracking down the source of your problem? Swapping components one at a time between the identical left and right channels is a valid diagnostic technique. Here are some other notes and suggestions:

Players without digital filters (or oversampling) have fairly complex analog filters after the D/A. A bad or noisy component could conceivably be your problem. Even players with fancy oversampling have some kind of a final analog (anti-aliasing) filter. On an older player, there is probably a lot of discrete circuitry in the audio section.

If you can get to the components in the analog filter (some are potted), then, with a test CD that has a “silence track” and a scope or signal tracer, you should be able to find out where the noise is being introduced. If the player has separate D/As, then one of those would also be suspect.

There might be separate power supply outputs for the audio section (this will be more likely with fancy expensive players). In this case, a failure of one of the supply outputs could result in either distorted audio or no sound at all.

The following will mostly result in static type noise, hum, or erratic audio (sound not coming on or partial or total dropout for one or both channels):

Don't overlook the simple problems of dirty contacts on the RCA jacks or bad connections where they are soldered to the main circuit board. Test by jiggling the cable connectors and/or prodding the circuit board near the RCA jacks. The cable may be bad (from flex-

ing) as well—try another one.

Check the connections and controls on your amplifier and other audio components as well! Any bad connection in the audio path can lead to audio signal-chain symptoms. Clean, repair, or replace, as appropriate. Perhaps your poor, helpless CD player isn't even at fault!

Dirty muting-relay contacts could result in intermittent or noisy output. If tapping the relay affects the symptoms, this is likely the problem.

To test, remove the relay and bypass the suspect contacts with jumper wires. CAUTION: Turn your amplifier's volume control down when you start to play a disc—there may be unusual loud noises during startup that are no longer being blocked by the muting circuitry. If CDs now play without any audio problems, a bad relay is confirmed.

If that is the case, it may be possible to snap off the relay cover(s) and renew the relay(s) with contact cleaner and a burnishing tool or a strip of paper. Otherwise, replacement will be required.

## Wrap-Up

That's it for now. Next time we will get into what the CD player does when you insert a disc—and what can go wrong. In the meantime, if you have any specific problems or questions, you can reach me by e-mail at [sam@stdavids.picker.com](mailto:sam@stdavids.picker.com). For general information on electronics troubleshooting and repair, visit my site <http://www.repairfaq.org/>, or go directly to the new, expanded, and glorious FAQs at: [http://www.repairfaq.org/REPAIR/F\\_Repair.html](http://www.repairfaq.org/REPAIR/F_Repair.html). EN

## Timid about getting on the . . . World Wide Web?

You've heard about the *Information Superhighway* and all the hype that goes with it! Sort of makes you feel timid about getting on the Web. Put your fears aside! A new book, ***The Internet and World Wide Web Explained***, eliminates all the mystery and presents clear, concise information to build your confidence. The jargon used is explained in simple English. Once the tech-talk is understood, and with an hour or two of Web time under your belt, your friends will believe you are an Internet guru!

To order Book #BP403 send \$10.95 plus \$4.00 for shipping in the U.S. and Canada only to Electronics Technology Today Inc., P.O. Box 240, Massapequa Park, NY 11762-0240. Payment in U.S. funds by U.S. bank check or International Money Order. Please allow 6-8 weeks for delivery.



# NEW PRODUCTS

USE THE FREE INFORMATION CARD FOR FAST RESPONSE

## T-Shape Meter

WAVETEK'S RMS225A IS A TRUE RMS digital multimeter (DMM) with both analog and digital displays and an ELP backlight. The electro-luminescent panel (ELP) backlight, an industry first for DMMs, uses LCD technology. The bright, evenly dispersed backlight is user-activated through the front panel.



CIRCLE 25 ON FREE INFORMATION CARD

Additional and useful features of the RMS225A include ProbeHold, autoranging, overload alert, oversized display characters, and menu selection of features like min/max and range lock. ProbeHold allows capture of the last stable reading and updating to the next stable reading to be done automatically. In Auto Min/Max mode, measurements of maximum and minimum values are displayed. A beeper sounds when the latest reading is captured and when updated values are shown.

In AutoRel mode, the difference

between two measurements can be determined. Autoranging remains in place to record the widest possible range of inputs. Measurement capabilities of the RMS225A include AC/DC current and voltage, resistance, and continuity and diode tests.

The professional class RMS225A is designed for reliability and continuous trouble-free operation. Its 10,000-count, 4-digit oversized character display allows for high resolution, the most accuracy, and maximum readability. In addition, a 41-segment bargraph display helps adjust peaking and nulling circuits. A simplified menu provides the easiest access to features. Measuring approximately 7- by 3 1/2- by 1-inches, this DMM is priced at \$189.95 and is available through distributors and catalogs.

### WAVETEK CORP.

9405 Balboa Avenue  
San Diego, CA 92123  
Tel: 619-279-2200  
Fax: 619-565-9558  
Web: [www.wavetek.com](http://www.wavetek.com)

## GPIB Controller/ Analyzer

COMBINING THE FUNCTIONALITY of both an IEEE 488.2 Talker/Listener/Controller and a complete GPIB Analyzer, the PCI-GPIB+ offers built-in application debugging, bus diagnostics, and instrument control capabilities for a wide range of test, measurement, and automation applications.

National Instruments' TNT4882 ASIC makes the PCI-GPIB+ a maximum-performance IEEE 488.2 interface, sustaining data transfer rates up to 1.5 Mbytes/s using the IEEE 488.1 three-wire handshake or up to eight Mbytes/s using the popular, high-speed GPIB protocol (HS488). The interface is capable of controlling GPIB instruments as well as troubleshooting a variety of IEEE 488 hardware and software problems. The PCI-GPIB+ can reveal GPIB communication problems, such as addressing inconsistencies, protocol violations, sim-

ple bus timeout conditions, and many more.

In addition, the PCI-GPIB+ is completely jumperless and features Plug and Play functionality for easy installation and use. The board comes with standard NI-488.2 driver software. It is also compatible with the company's LabVIEW and



CIRCLE 26 ON FREE INFORMATION CARD

LabWindows/CVI application software.

Requiring only a single PCI slot, the combination PCI-GPIB+ controller/analyzer delivers a low-cost, high-speed alternative to separate GPIB controller and analyzer products. Pricing starts at \$795.

### NATIONAL INSTRUMENTS

6504 Bridge Point Parkway  
Austin, TX 78730-5039  
Tel: 800-433-3488 or 512-258-7022  
Fax: 512-794-8411  
e-mail: [info@natinst.com](mailto:info@natinst.com)  
Web: [www.natinst.com/gpib](http://www.natinst.com/gpib)

## PCI-Video-Capture Card

AIMS LAB RECENTLY ANNOUNCED VideoHighway Xtreme (VHX), a video card that combines every facet of multimedia into an easy-to-use, plug-and-play PCI card. Incorporating Intel Intercast technology, VHX allows users to watch TV, listen to FM radio, use Internet video phones, capture still or full motion pictures, and communicate interactively on their PC. Using VHX, the operator can instantly get more information about a news item, order tickets, purchase products, or participate

in chat sessions—all while watching a TV show.

Besides watching TV, VHX users can connect their VCR, LD, or DVD to watch a movie or connect a Sega, Nintendo, or Sony game console to play a game. VHX also offers video conferencing features and closed captions.



CIRCLE 27 ON FREE INFORMATION CARD

Included with the card is the Intel Smart Guide, a TV program guide that contains a TV program grid, a browser, and a powerful search engine. The bundled VDOPhone software allows the connection of a camcorder or CCD camera for instant video conferencing over the Internet. VHX also captures MS AVI video clips at a speed of 30fps (frames-per-second) that can be used in presentations, Web pages, and video e-mail messages.

You can preset up to 99 FM radio stations. With VHX's 125 channel-ready tuner, viewers can also watch TV in the corner of their PC monitor, with the ability to change the image to full-screen mode. The video-capture card requires a Pentium 90 or better, 16MB of RAM, a PCI expansion slot, Windows95 DirectDraw, and 2MB of VGA memory. It retails for \$129.95


#### AIMS LAB

46740 Lakeview Blvd.  
Fremont, CA 64538  
Tel: 510-661-2525  
Fax: 510-252-1572  
e-mail: [info@aimslab.com](mailto:info@aimslab.com)  
Web: [www.aimslab.com](http://www.aimslab.com)

## Uninterruptible Power System

CYBER POWER SYSTEMS RECENTLY announced the industry's first full-featured, low-cost surge-suppression and uninterruptible power system, the Power98/250VA. It includes free PowerPanel software, which automatically shuts down the Windows operating system before the computer loses power. This

software utility runs under Windows 3.11, Windows 95, and Windows NT. It can be set to automatically save and close any open files within the backup battery time—and to shut down the computer.



CIRCLE 28 ON FREE INFORMATION CARD

With its advanced microcontroller technology and transformer, the Power98 creates less heat than traditional UPS designs, which results in a compact and lightweight design. Ideal for home, small office, and other cost-sensitive computing environments, the device provides three grounded outlets with full-time surge protection and three grounded outlets with both surge protection and battery backup—capable of supplying power up to 13 minutes. Its battery backup combined with surge suppression protects against all power disturbances: blackouts, brownouts, spikes, sags, and even lightning. The system's high-efficiency batteries are designed to last up to 20 percent longer than ones used in traditional power supply systems.

The device includes top-of-the-line features in a compact, easy-to-use system. The programmable shutdown feature in the PowerPanel software allows the user to set the computer to run a job and leave, knowing the computer will be shut down safely and automatically at a certain hour.

The system's exclusive communications protection ports protect standard modems, PBX systems, or 10-Base-T Ethernet networks. It can be used with any IBM- or Apple-compatible computer, as well as with other electronics. The 250VA comes with a lifetime guarantee up to \$30,000 to repair or replace any properly connected equipment ever damaged by a surge, including one caused by a lightning strike. The suggested retail price for the Power98/250VA is \$109.

#### CYBER POWER SYSTEMS

9210 Cameron Road, Suite 100  
Austin, TX 78754  
Tel: 888-799-6937  
Fax: 512-238-9930  
Web: [www.cyberpowersystems.com](http://www.cyberpowersystems.com)

## Maritime SSB Transceiver

DESIGNED AS A SMALL, LOW-power, low-cost HF companion to your current radiotelephone, the SG-2020 is ideal for coastal cruising and long-range cruising sailboats, as well as for powerboats. According to the manufacturer, the unit has the lowest current consumption on the market (less than 300 mA in receive mode).

The transmitter power of the SG-2020 is adjustable from 0 to 20 watts PEP output and covers all HF marine frequencies. The rugged SG-2020, with its extruded aluminum chassis, can be used as a standby, emergency backup transceiver in voluntary fittings. You can communicate worldwide with this unit, and listen to marine frequency traffic, or copy weather-fax transmissions. (The SG-2020 is not FCC-type approved.)



CIRCLE 29 ON FREE INFORMATION CARD

Among the features of this radiotelephone are user-friendly functions, including SPLIT, RIT, XIT; a fully adjustable IAMBIC "A" mode keyer operating under microprocessor control from 5 to 50 wpm; 40 position simplex or semi-duplex memory storage; a backlit LCD display; and front-panel controls for noise-blanking and for RF gain control. A "D"-cell flashlight battery pack is also available as an option. Its compact size (2.75- × 6- × 7.25-inches) makes installation easy in any vessel.

The retail price of the SG-2020 is \$625. A portable version, the SG-PortaPak (complete with battery pack, microphone case, and shoulder strap) is also available at a retail cost of \$1195.

#### SGC, INC.

13737 S.E. 26th Street  
P.O. Box 3526  
Bellevue, WA 98009  
Tel: 800-259-7331  
Fax: 425-746-6384  
e-mail: [sgcmktg@aol.com](mailto:sgcmktg@aol.com)  
Web: [www.sgcworld.com](http://www.sgcworld.com)




# NEW LITERATURE

USE THE FREE INFORMATION CARD FOR FAST RESPONSE

## Alternative Energy: An Introduction to Alternative & Renewable Energy Sources

by Mark E. Hazen  
Prompt Publications  
Howard W. Sams & Company  
2647 Waterfront Parkway, East Drive  
Indianapolis, IN 46214-2041  
Tel: 800-428-7267 or 317-298-5400  
Fax: 317-298-5604  
Web: [www.hwsams.com](http://www.hwsams.com)

\$18.95



CIRCLE 338 ON FREE INFORMATION CARD

As populations increase and third-world countries start up more and more industries, the world's need for energy grows exponentially. At the same time, the world energy supply is decreasing just as the demand

for oil-based energy is increasing. The demand for fuel is overwhelming the world's ability to produce it. That's why now more than ever, it is urgent to understand the energy problem and the available alternatives.

In this book, the author presents the problems and possible solutions in a clear, easy-to-read manner. He begins with a broad overview of electricity, explaining its various mechanisms from electro-mechanical and electromagnetic to thermo-, photo-, and piezo-electric. Energy is defined, and the basics of potential, kinetic, thermal, chemical, and nuclear energy are discussed.

Further chapters cover these topics in greater depth. Readers are introduced to energy sources that draw from such supplies as wind, sun, and water stored in reservoirs. Energy from the ocean—tides, currents, and ocean-heat storage—are also presented. Review questions are provided for each chapter.

Comprehensive listings of Web sites

about alternate forms of energy and the organizations devoted to them, plus Web sites relevant to the subject of each chapter, make this an excellent reference resource. The glossary, index, and bibliography are helpful to anyone researching this subject.

## Digital Literacy

by Paul Gilster  
John Wiley & Sons, Inc.  
605 Third Avenue  
New York, NY 10158-0012  
Tel: 800-225-5945  
Web: [www.wiley.com](http://www.wiley.com)

\$22.95



CIRCLE 339 ON FREE INFORMATION CARD

Internet users may be unable to use this medium to its fullest extent.

The book discusses the basic thinking skills needed to thrive in an interactive environment that differs radically from print or television, which are passive media. Internet novices are shown how to evaluate information found in news groups, on bulletin boards, and in other online sources. Readers are taught how to focus search strategies, as well as how

Using the Internet requires a different way of thinking. Paul Gilster calls this new mindset digital literacy. In his book of the same title, he explains what that mindset entails. He believes that without these new thinking skills, Internet users may be unable to use this medium to its fullest extent.

**BooksNow**

To order books in this magazine or, any book in print. Please call anytime day or night: (800) **BOOKS-NOW (266-5766)** or (801) 261-1187 ask for ext. 1454 or visit on the web at <http://www.BooksNow.com/electronics.nw.htm>.

Free catalogs are *not* available.

to use hypertext and other hypermedia tools. Methods of mapping a path through the wealth of information found on the Internet are explained.

What questions should be asked when viewing a Web site? How do you separate form from content? How to integrate the masses of available information into one's business and personal life? These and other similar questions are discussed in detail.

The author also gives readers a brief glimpse into the future of digital literacy, and he explores other issues such as the question of copyrighting online information.

## Master Catalog 1998

Jensen Tools, Inc.  
7815 S. 46<sup>th</sup> Street  
Phoenix, AZ 85044-5399  
Tel: 800-426-1194 or 602-968-6231  
Fax: 800-366-9662 or 602-438-1690  
e-mail: [jensen@stanleyworks.com](mailto:jensen@stanleyworks.com)  
Web: [www.jensentools.com](http://www.jensentools.com)

Free



CIRCLE 340 ON FREE INFORMATION CARD

Jensen's 300-page, full-color Master Catalog is now available. It offers full lines of products for the worldwide electronic/electrical industries. The latest edition contains many new items, organized in a special section,

such as power drills, a reciprocating saw, test meters, a stereo inspection microscope, a paging system, multipurpose scissors tool, torx driver sets, and much more.

In addition to Jensen's top-of-the-line tool kits, this catalog covers test equipment; specialty hand tools; wire and cable; power tools and measurement instruments; and devices for soldering, storage, and handling. Among the other products are work stations and static-control sys-

(Continued on page 71)



# BUILD A SUPER-SENSITIVE HEAT DETECTOR



at they  
e, as a  
ut sig-  
ip by  
ases  
set  
he  
se  
k

AMPISI

**M**easuring and sensing temperature has resulted in many different methods and devices. While some of the solutions developed meet certain requirements such as temperature range and accuracy, most have some sort of characteristic that makes them unsuitable for the average home hobbyist.

Sensors such as thermocouples, thermistors, and exotic ICs usually require their own "flavor" of circuitry in order to use their outputs. The outputs are also usually non-linear and change only slightly in relation to the temperature change. The result is a system that can easily be inaccurate because of circuit noise being interpreted as temperature change.

Fortunately for the home experimenter, materials and components are readily available for building an inexpensive non-contact type of temperature sensor that overcomes the limitations listed above. Such a device is presented here. The unit actually indicates the temperature *difference* between the temperature of an object and an arbitrary "ambient" temperature reference that can be set at any time.

A gain control is used to adjust the sensing range from 1° C down to an incredible 0.01° C between the sensor and the ambient reference temperature! While that specification might sound like "design overkill," it is really quite essential for remote sensing. For example, a match flame can be detected up to a distance of one foot at the 1° C gain setting. With the gain increased

*Detect hot or cold objects  
remotely with this  
ultra-sensitive  
infrared-sensing device*

to detect a difference of 0.1° C, the heat from the palm of your hand can be detected at the same distance. At the maximum gain setting, that same match flame can be detected from across a room!

Obviously, those objects are all more than 1° C hotter than room temperature, so why is such a high gain needed? The culprit is, of course, the "column" of air between the object and the sensor. As the air absorbs and dissipates some of the heat, the apparent temperature falls off rapidly in an inverse-square relationship with the distance—double the distance, and the heat energy drops by a square-root function. By the time the heat reaches the sensor, we are probably sensing convection currents more than the actual direct heat from the object.

The implication is that any air flow will disturb the readings. When using the device at higher gains, still air is the biggest requirement for consistent results. Avoid fans, heat vents, and the like when experimenting. Of course, that "disadvantage" can

also become an advantage, especially when using the unit to detect air flow such as "leak" testing.

**About the Circuit.** As you can see on the schematic diagram in Fig. 1, the actual circuit for the Heat Detector is a deceptively simple design. Remember, however, that the signals involved with sensing a heat source at a distance are very low in amplitude. Low-amplitude signals always run the risk of being lost in the normal background noise that they are sitting in, so all of the components were selected for low-noise performance. For example, notice that all of the fixed resistors are 1% metal-film units. Those types of resistors perform extremely well when low noise is important. What is interesting in the overall design is that the actual values of the resistors are *not* critical—any value within 5% or even 10% of those given should work well. However, the metal-film composition of the resistor is mandatory!

The circuit is a "current mirror" stretched to the ultimate degree. The current mirror itself is built around Q1 and Q2, a pair of surface-mount transistors. The tiny mass of the SOT-23 transistor package lets the circuit respond extremely fast to temperature changes.

A standard current-mirror circuit would only have Q1 and Q2 with their bases and emitters connected in parallel and the base of Q1 shorted to its collector, forming a diode-connected transistor. The current

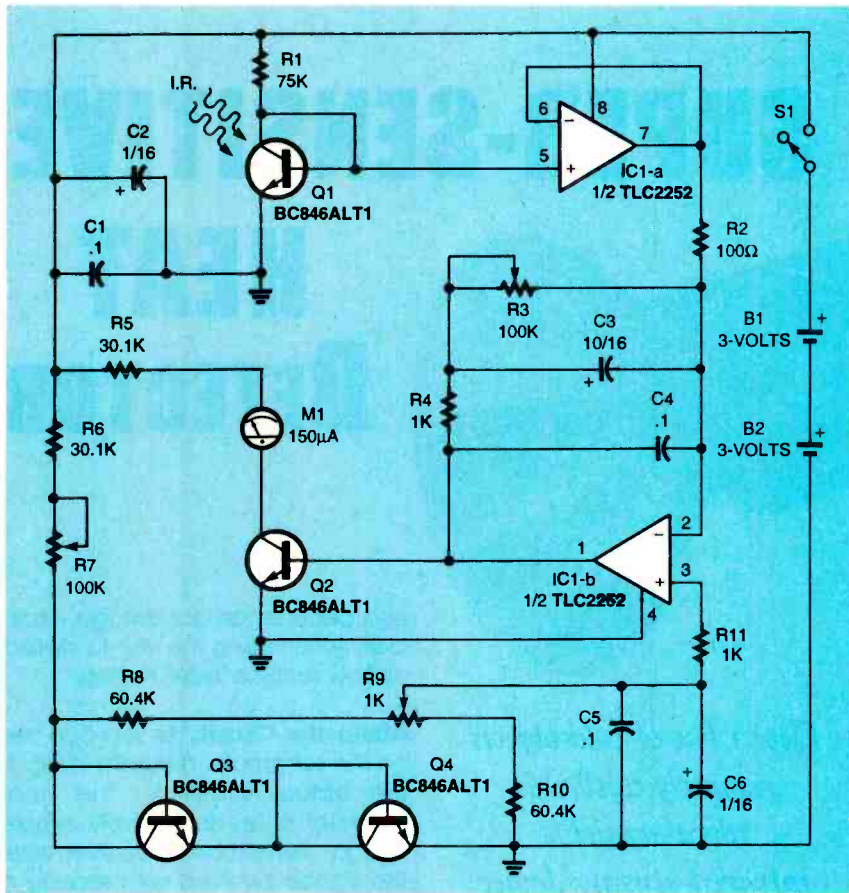


Fig. 1. The Heat Detector is built around a simple current-mirror circuit. When one transistor is heated up, the change in its current flow is reflected in a parallel circuit.

flowing through R1 would then be "reflected" in Q2's collector. For both currents to be equal in size and temperature tracking, Q1 and Q2 are normally a matched pair in a single package. However, the characteristic that we are looking for is the temperature *difference* between Q1 and Q2; that is why individual units are used. For every 1° C increase in the junction temperature of a silicon transistor at a fixed bias current, its forward-bias voltage decreases by about 2 millivolts. By holding Q2 at a fixed ambient temperature, its collector current will decrease as Q1's temperature rises.

A change of only 2 millivolts is not a lot to work with in a remote-sensing circuit, especially if we are interested in displaying a difference of 0.01° C. Besides, an *increase* in current for an increase in temperature would be very desirable.

Placing Q1 outside of the cabinet at the focal point of a standard parabolic flashlight reflector makes the sensor very directional and

extremely sensitive to infrared energy focused by the reflector. The rest of the components are located inside a fully-enclosed cabinet that is used as an ambient-temperature reference.

Between Q1 and Q2, a two-stage inverting variable-gain amplifier made up of IC1-a and IC1-b provides the high gain needed for remote sensing. The first stage (IC1-a) is a unity-gain buffer that drives the second stage (IC1-b). The second stage is an inverting amplifier with a gain that can be adjusted between about -10 and -1000 with R3. The audio taper of R3 makes adjusting easy; the most useful gain setting, -100, is at about the center of its rotation.

A 1.2-volt reference, built around Q3 and Q4, tracks temperature changes within the case at a rate of -4 millivolts per degree C. The reference is divided exactly in half, using R8-R10, to a 0.6-volt reference tracking at -2 millivolts per degree C. That output is applied to

the reference input of IC1-b so that the bias resistors for Q3 and Q4 all operate at the ambient level. That will help ensure their forward voltages are naturally equal, assuming they are at the same temperature.

The 0.6-volt reference acts as a "ground" reference for the signal from Q1. When Q1 heats up 1° C, its forward voltage decreases by 2 millivolts. With the reference divided by R3 to its minimum gain of -10, a 20 millivolt change appears at Q2's base and emitter increases by 200 millivolts, which about doubles its collector current. The result is a full-scale display on M1. At a gain of -1000, a 0.01° C increase results in a 20 microvolt signal giving a full-scale display! With Q1 at ambient, Q2 conducts enough current for a 50%-of-full-scale display on M1.

As you might suspect, setting the operating levels of the transistors is crucial in order to get any meaningful results out of the instrument. That is done by leaving Q1's current fixed and varying the current to Q3 and Q4 with R7. When adjusting the 1.2 volt reference, R7 can be considered as a "coarse" adjustment. Any "fine" adjustments are then done with R9.

The collector of Q2 directly drives M1, an analog current meter. Although the circuit uses a 150-microamp unit, you can use any analog meter that has a full-scale display between 50 and 250 microamps. Keep in mind that the markings on the meter do *not* indicate any particular temperature reading, just the relative change. If you are going to use a meter of a different capacity, R1, R5, and R6 must be changed in order for the circuit to work. The different values for those components are shown in Table 1 for several different types of meters. Those resistors have been selected to provide current through the transistors so that they all operate at about 50% of M1's full-scale current. The meter is protected from excess current by R5.

The total current drain of the circuit is only about 300 microamperes when M1 is a 150-µA unit. A simple unregulated power supply is quite suitable in that case. Two 3-volt lithi-

# The Four-Year Electronics Degree Program That Really Hits Home!

**Bring The Technology Home With A Bachelor Of Electronics Engineering Degree. No Hassles. No High Cost!**



*Now's the time to prepare for a profitable career.*

## We've lowered the cost of higher education.

It's true! You can earn a four-year Bachelor of Electronics Engineering Technology degree today ... and prepare yourself for a high-paying electronics career ... without quitting your job or ever leaving your home. Because World College, an affiliate of the Cleveland Institute of Electronics, offers you the total flexibility of independent study programs proven effective for people like you who truly want to succeed! World College independent study lessons help you build valuable skills

**Mail/Fax Today  
or Call  
1-800-696-7532**

step-by-step, and expert instructors are personally available to you with a toll-free call. What a way to earn an education!

## A world of opportunity.

Where is your career headed? With a four-year bachelor's degree from World College, you call the shots, choosing from incredible, high-paying opportunities in electronics, telecommunications, computer, electrical power, and many other growing fields.

World College gives you the skills, the knowledge, the power to take advantage of your best opportunity in electronics. And you can do it all at your own pace!

## Without leaving home.

World College continually works to provide its students with the most advanced education tools. From the latest equipment and reference books to breakthrough computer-simulated experiments, students are exposed to the latest technological advancements.

All the equipment, parts, and software you need are included in your affordable tuition, including more than 300 hands-on lab experiments you can complete in your home.

## Choose your own pace.

Earn your bachelor's degree on your time — and at your pace — because you pay tuition to World College only as you complete the upper-level semesters close to graduation. The faster you make it through, the less you pay. So you have an incentive to make your future happen quickly — yet the freedom to choose your own pace!

Send today for your FREE course catalog — and give yourself that future you've always wanted — with an electronics degree education from World College.



*Take charge of your future in electronics.*

## Four Powerful Reasons To Connect With World College Today:

- 1. Earn your four-year degree!**
- 2. Self-paced training!**
- 3. Independent study in your home!**
- 4. Expert instruction!**

## Give Me The Power!

Send me a FREE World College course catalog today!



(Please Print Neatly)

Name \_\_\_\_\_

Address \_\_\_\_\_

City \_\_\_\_\_

State, Zip \_\_\_\_\_

Phone (\_\_\_\_) \_\_\_\_\_

Age \_\_\_\_\_

**For Faster Service, Call**

**1-800-696-7532,**

**OR**

**1-757-464-4600**

**Fax this coupon to**

**1-757-464-3687**



**WORLD COLLEGE**

Lake Shores Plaza

5193 Shore Drive, Suite 105

Virginia Beach, VA 23455-2500

[www.cie-wc.edu](http://www.cie-wc.edu)

**WAE72**

um coin cells are connected in series for a 6-volt supply. With a rating of about 200 milliamp-hours, they will last a long time. They also have a very "flat" discharge voltage curve, simulating a regulated power supply at those low currents.

One final consideration for this type of circuit is the concern over external noise pickup, such as 60-Hz hum and radio-frequency interference (RFI). Capacitors C1-C6 were specially selected to filter out as much noise as possible while still keeping response times very fast. Tantalum capacitors are highly recommended. If you have noise problems, the values of the capacitors can be increased. You can even connect the parabolic reflector to ground through one of its mounting screws if necessary.

**Construction Tips.** The Heat Detector's circuit is simple enough that it can be built on perfboard using standard construction techniques. One area that will be a bit more difficult is connecting the tiny surface-mount transistors to the circuit. The simplest method is to attach separate leads directly to the units, converting them to through-hole-like devices. They can then be mounted to a perfboard like any other standard leaded part. The technique is shown in Fig. 2. Use 30-gauge wires that are at least 1-inch long for the leads—the excess length can be trimmed off after the unit is mounted to the board. In order to help protect the transistor from heat-related damage during soldering as well as making it easier to handle the tiny parts, hold the transistor case with a "micro-gator" clip such as a RadioShack 270-373. That particular clip has flat jaws rather than serrated teeth.

Using small tweezers, carefully bend the transistor leads out flat from the case. Wrap a turn or two of wire around the unit's leads with the tweezers. Put the clip in a bench vise and attach another clip to the free end of the wire so that it acts as a weight, stretching the wire. Using very fine solder and a very fine tip on your iron, carefully solder the wire to the lead. Use as little heat as possible for a very brief time in order to avoid damaging the transistor.

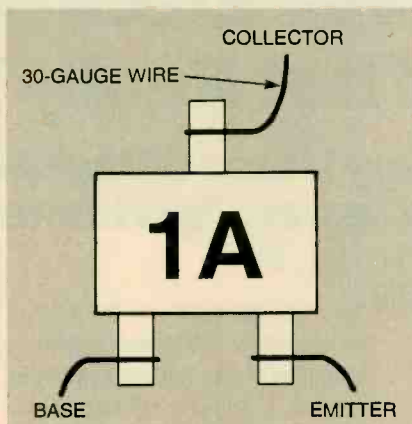


Fig. 2. Surface-mount transistors can be converted to use with perfboard with some careful work.

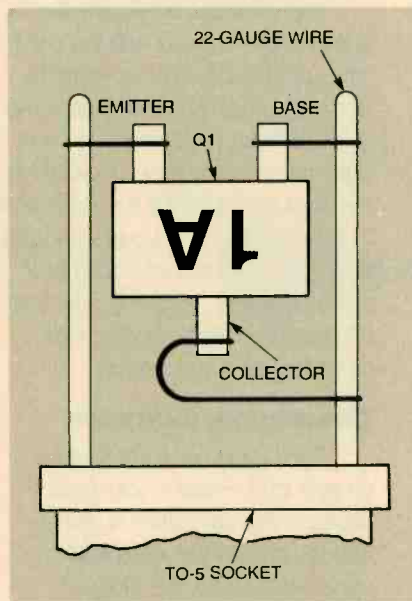


Fig. 3. Transistor Q1 is mounted to a TO-5 socket so that it can be moved to the focal point of a parabolic reflector.

Repeat the procedure for all three leads on all four transistors. Once the solder joints are cool, check the transistors with an ohmmeter to verify that the transistors were not damaged during soldering.

The BC846ALT1 transistors specified for Q1-Q4 are general-purpose NPN small-signal units. Any similar type of device can also be used. Examples of alternate part numbers include BC848ALT1, MMBT3904LT1, and MMBT4401LT1. Note, however, that it is important that all of the transistors are the same device type in order for the correct matching of transistor characteristics. In other words, don't mix and match when selecting parts for Q1-Q4.

When laying out the components

on the perfboard, it is a good idea to place R3, R7, and R9 along one side so that their controls point in the same direction. Since R7 and R9 are 20-turn units having only a small adjustment screw, it would be convenient to use some sort of panel-knob adapter for them. Such a device is available from Spectrol for their line of multi-turn potentiometers. Other manufacturers might have similar devices available. The adapters should be mounted to the potentiometers according to the manufacturer's instructions.

Transistors Q3 and Q4 should be installed between R7 and R9 with their cases sitting about 1/4-inch above the board for good air circulation around the transistors. Mount Q2 in a similar fashion. Remember that Q1 will not be mounted on the board; it will be discussed later.

Next, select a plastic cabinet that is large enough to hold M1, S1, and the completed circuit board. Cut an appropriate hole for M1; locate and drill the three mounting holes for R3, R7, R9, and S1. The board will be supported by the three potentiometers.

A parabolic reflector from a flashlight or lantern will be used for the collector. Although the size can vary depending on what you have available, a 3-inch-diameter reflector from a 6-volt lantern is a very effective size for the intended use.

Select a transistor socket that will fit through the light-bulb hole at the base of the reflector. A standard TO-5 or TO-39 socket should be fine in most cases. However, it might be necessary to use a smaller TO-18 socket. Install the socket in a hole centered in one end of the cabinet, using silicone sealant to hold it in place if necessary.

Drill a couple of clearance holes through the base of the parabolic reflector on either side of the light-bulb hole for a pair of 2-56 or 4-40 mounting screws. Place the reflector over the transistor socket and mark and drill the screw holes.

Using Fig. 3 as a guide, insert two 1-inch lengths of 22-gauge tinned solid-bus wire into the two widest-spaced holes in the transistor socket. Install Q1 by carefully wrapping its wire leads from its base and

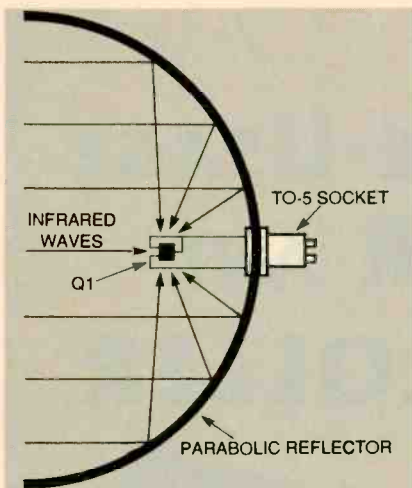


Fig. 4. When Q1 is at the focal point of a parabolic reflector, all of the gathered heat energy will strike the transistor. The size of the reflector will increase the ability of the Heat Detector to collect energy from the source of heat, increasing the gain of the system.

## PARTS LIST FOR THE HEAT DETECTOR

### SEMICONDUCTORS

IC1—TLC2252 CMOS dual op-amp, integrated circuit (Texas Instruments)  
 Q1-Q4—BC846ALT1 Surface-mount general-purpose transistor, NPN (see text)

### RESISTORS

(All resistors are 1/4-watt, 1% metal-film units, unless otherwise noted.)  
 R1—75,000-ohm (see text)  
 R2—100-ohm  
 R3—100,000-ohm potentiometer, audio-taper  
 R4, R11—1000-ohm  
 R5, R6—30,100-ohm (see text)  
 R7—100,000-ohm potentiometer, 20-turn (Spectrol)  
 R8, R10—60,400-ohm  
 R9—1000-ohm potentiometer, 20-turn (Spectrol)

### CAPACITORS

C1, C4, C5—0.1- $\mu$ F, monolithic ceramic  
 C2, C6—1- $\mu$ F, 16-WVDC, electrolytic  
 C3—10- $\mu$ F, 16-WVDC, electrolytic

### ADDITIONAL PARTS AND MATERIALS

B1, B2—3-volt lithium battery (CR2032 or similar)  
 M1—Analog panel meter, 150- $\mu$ A (see text)  
 S1—Single-pole, single-throw switch  
 3-inch parabolic flashlight reflector, enclosure, battery holder, wooden or plastic handle, knobs, shaft adapters for R7 and R9, hardware, etc.

emitter around the 22-gauge wires as shown—do not solder the connections just yet.

Carefully slide Q1 on its leads to about the center of the 22-gauge bus wires. Attach the reflector to the case without disturbing Q1. With everything assembled, Q1 should be at a point close to the focal point of the reflector, similar to the arrangement shown in Fig. 4. It does not have to be exact at this point; we will next be adjusting the assembly's focus. Set the reflector assembly down on a table or bench so that you can look directly down the "business" end of the reflector at Q1.

Starting at a distance of about a foot or two away from the reflector, look at the "image" of Q1 in the reflector. You should see a black "ring" somewhere around the reflector's inside circumference, either towards the front or rear. The black ring is the focused image of Q1's case. If you don't see the ring, try sliding Q1 further in or out and look again; it might take a little practice. What you see should look similar to the view shown in Fig. 5.

Once you see the black ring, move farther away from the assembly while keeping the ring in sight. What you want to end up with is the black ring just about filling the forward (widest) section of the reflector from a distance of around 8 to 10 feet. That is a good focal point for indoor use of the Heat Detector. Slide Q1 in and out a little at a time to achieve that focus.

You can confirm a good focus by pointing the reflector directly at a diffuse light source across the room such as a lamp with a shade or a sun-lit window curtain. Peek over the edge of the reflector, and you should see Q1 glowing like a lamp as the focused light shines on it. DO NOT point the unit directly at the Sun or you might melt or severely damage the transistor!

Once you have a good focus, carefully remove the reflector and solder the base and emitter wire leads of Q1 to the 22-gauge wires. Wrap the collector wire lead of Q1 around the 22-gauge wire connected to Q1's base lead and solder that connection also. Re-check the

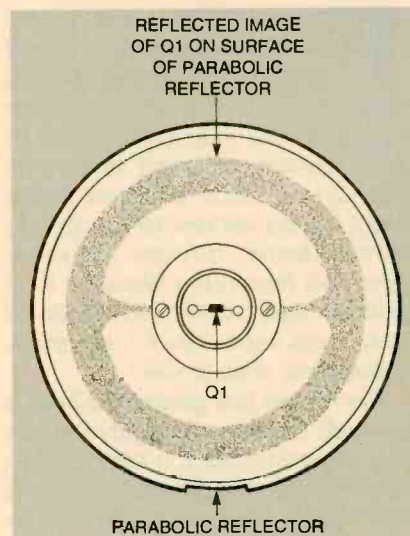


Fig. 5. When focusing Q1, you should see a black band around the surface of the reflector. Careful adjustment of Q1 can vary the apparent size of the reflector to the rest of the circuit.

TABLE 1

### ALTERNATE RESISTORS FOR M1

M1	R1	R5	R6
50-mA	215k	90.9k	100k
100-mA	110k	45.3k	49.9k
150-mA	75k	30.1k	30.1k
200-mA	53.6k	22.1k	20k
250-mA	43.2k	18.2k	15k

focal point; if everything looks good, cut off the excess 22-gauge wires.

Select a non-metallic handle, such as a plastic or wooden one, and mount it to the opposite end of the case. It is important that the handle not conduct any heat from your hand, or the accuracy of the unit will be affected. If you use a handle from a wood file, the threads in the handle will make it easier to mount the handle to the case.

Now you can finish up assembling the Heat Detector. Install the board, S1, and M1, and then wire up the rest of the circuit. If you want to label any of the controls, that should be done before installing any other parts. When wiring Q1 into the circuit, pay careful attention to the polarities of that component.

Install the reflector, the handle, and close up the case. Install the knobs on the potentiometers and set the unit aside for at least 15 minutes to let the temperature inside stabilize after all of the handling it just received. You are now ready to test.

(Continued on page 50)

**P**erhaps you have a small business in your house. If so, you probably need to keep a log of your telephone expenses. You might also wish to block certain outgoing telephone calls at your office or house. It also might be convenient to be able to control some devices remotely using your telephone. Wouldn't it be great to have a device to handle all those tasks, especially if it was small, cheap, and easy to use?

The Phone Troll presented here is just such a device. Roughly the size of a cigarette pack, it connects to your PC's game port on one end and to the telephone line on the other. It converts phone-line current and DTMF dialing tones into digital signals that are compatible with a game port. With a simple Qbasic program, the Phone Troll can be used for many different tasks.


The "Troll" part of the device's name as used here actually has two meanings. The obvious one relates to the mythical creature that lurks undetected, lying in wait to monitor and record every telephone transaction in your home or business. Information that can be logged each time the phone is used includes the start and end times that the phone was in use, what number was dialed, what dialing buttons were pressed during the call, when an incoming call was received, how many times the phone rang before being answered, and whether or not it was answered.

When the telephone is in use (off-hook), the Phone Troll records all valid DTMF signals—including the additional four tone combinations that are not normally a part of the standard 12-button keypad. This will provide a permanent record of all telephone numbers dialed as well as any other digit activity.

The second meaning of "troll" can be loosely translated into "control". Since the DTMF signals are decoded by a QBasic program, they can be used to signal the program to do some particular task—including control some electrical device connected to the computer's parallel port. The QBasic program is able to detect special control numbers that you can set. By simply lifting the telephone and pressing the proper con-

# BUILD A TELEPHONE-USAGE MONITOR AND CONTROLLER

DAVE DAGE



*Keep a running record of every telephone call placed or received, or even control other devices with a simple telephone call!*

trol code, you can individually turn on and off any of up to eight outputs on the parallel port. To demonstrate that function, a parallel-port monitor plug with light-emitting diodes will also be built.

The control codes used in the QBasic program are three digits long. When the Phone Troll is active, pressing a three-digit code will turn on or off a single output bit. You can activate the control by simply picking up any telephone that the Phone Troll is connected to, entering a three-digit code, and then hanging up. That feature will also work while talking to someone else. The three-digit code can be entered at any time without disconnecting the call. You can also place a call to your home or office from anywhere in the world, enter the desired control code, and turn an output bit on or off. Of course, the telephone must

be answered in order to activate the Phone Troll, but that can be done either by a person or by an answering machine.

Calling home from your car phone just to flip the status of an LED on the back of your computer might not sound like an exciting way to use a pile of expensive high-tech gear. But when the LED is replaced with an opto-isolator acting as a solid-state relay, practically anything electrical can now be controlled by your PC. For instance, turning on a furnace or an air conditioner a couple of hours before you arrive home from a vacation would definitely have some merit. The program listed here needs no modification; it will accomplish all those tasks as written.

One non-obvious use for the Phone Troll is placing the contacts of a single-pole normally-closed

## PARTS LIST FOR THE PHONE TROLL TELEPHONE-USAGE MONITOR

### SEMICONDUCTORS

IC1—TLP504 opto-isolator, integrated circuit  
 IC2—M-8870-01 DTMF decoder, integrated circuit  
 D1—D4—1N823 silicon diode  
 MOV1—VE090131 metal-oxide varistor, 38-joule, 130-volt rms  
 Q1, Q2—2N4124, NPN transistor

### RESISTORS

(All resistors are 1/4-watt, 5% units, unless otherwise noted.)  
 R1, R2—15-ohm  
 R3—6.8-ohm  
 R4, R6—33,000-ohm  
 R5, R7—1000-ohm  
 R8, R11, R12—100,000-ohm, 1%  
 R9—60,400-ohm, 1%  
 R10—37,400-ohm, 1%  
 R13—300,000-ohm

### CAPACITORS

C1, C2, C4—0.1- $\mu$ F, ceramic-disk  
 C3—10 $\mu$ F, 15-WVDC, electrolytic  
 C5, C6—0.01- $\mu$ F, 5%, Mylar

### ADDITIONAL PARTS AND MATERIALS

XTAL1—3.579545 MHz crystal, HC49/U case  
 J1, J2—RJ11 telephone jack, PC-mount  
 P1—15-pin "D"-style male connector, PC-mount  
 Case, hardware, etc.

**Note:** The following items are available from: Dage Scientific, PO Box 144, Valley Springs, CA 95252, Tel: 209-772-2076: Kit of all parts, PC board, and manual (without case or program diskette), No. FT-1, \$26.95; Case, No. FT-2, \$9.95; Program on 3 1/2-inch diskette, No. FT-3, \$2.00. Please add \$4.00 for shipping and handling. CA residents must add appropriate sales tax. Visa and Mastercard are accepted on telephone orders.

IC2 can be ordered in single quantities from: ICS, Inc., 2222 E. Camelback Rd. # 222, Phoenix, AZ 85016-3427; Tel: 602-224-5322.

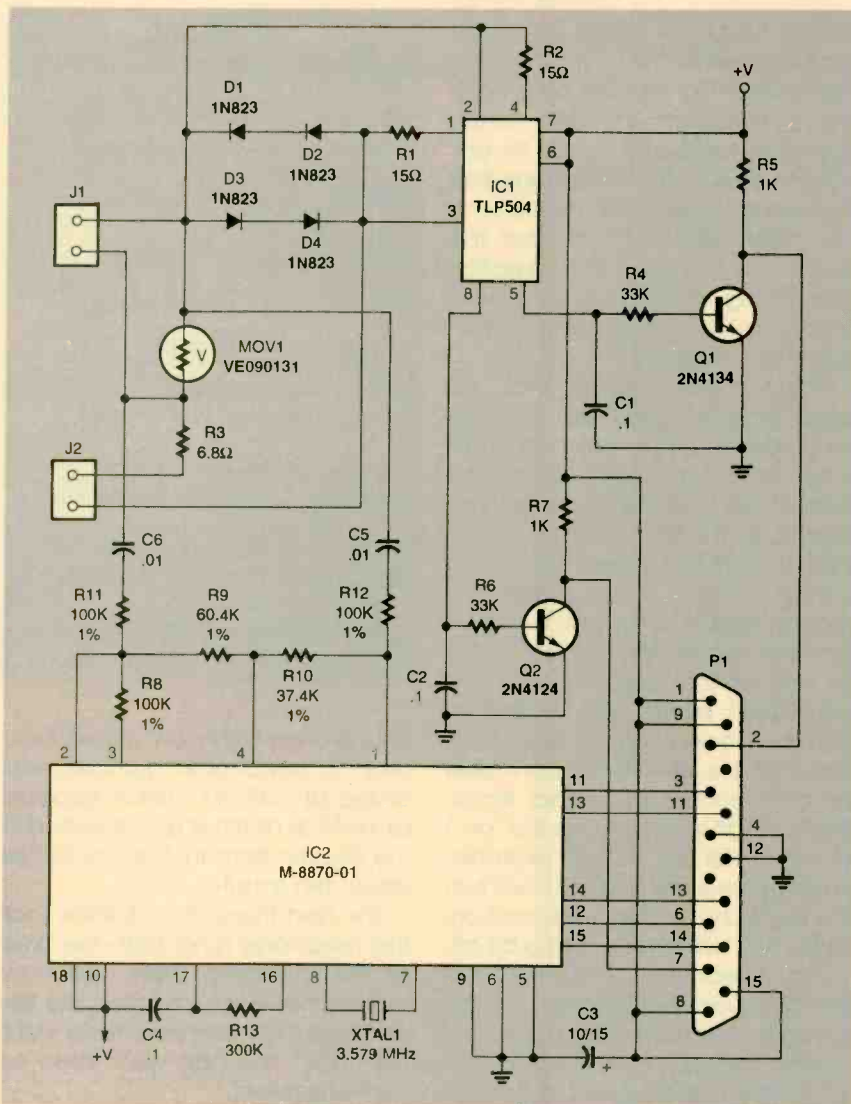


Fig. 1. The Phone Troll is a simple circuit that can sense both telephone usage and DTMF tones. A QBasic program logs activity and can even control other devices.

relay in series with the telephone line. Modify the program to sense the first digit or several digits being dialed on a new call. If the number being dialed starts with a "1" or "1900", activate the relay for a half second. Guess what? That will stop unauthorized persons from using your telephone to place long distance calls or calling any of the "1-900" numbers. The program should also contain a code to enable and disable that function. No one without the proper code would be able to access any long-distance numbers using your telephone.

Note that this arrangement would not be able to prevent operator-assisted calls, unless you also include "0" in the list of numbers on the restricted list. However, doing that is not a good idea—especially

as it could be necessary to contact the operator in the event of an emergency.

Yet another use for that "hang-up-the-telephone" technique relates to ordering merchandise from one of those "shop-at-home" TV channels. It's easy to write a QBasic program to test each DTMF digit being entered on the telephone. Have the Phone Troll watch for a string of digits that match any of the family or business credit-card numbers. When one of those numbers is detected, pulse the relay as detailed above. The person will be wondering why the telephone would mysteriously disconnect.

**Project Overview.** The Phone Troll circuit attaches to the game port on a PC with a standard 15-pin con-

necter. Power for the Phone Troll is supplied by the PC though the game port. The telephone line connects to the opposite end of the Phone Troll through a standard telephone jack. The device is secured to the game port with two mounting screws. Load and run the program, and you're in business.

The Phone Troll has two separate 43

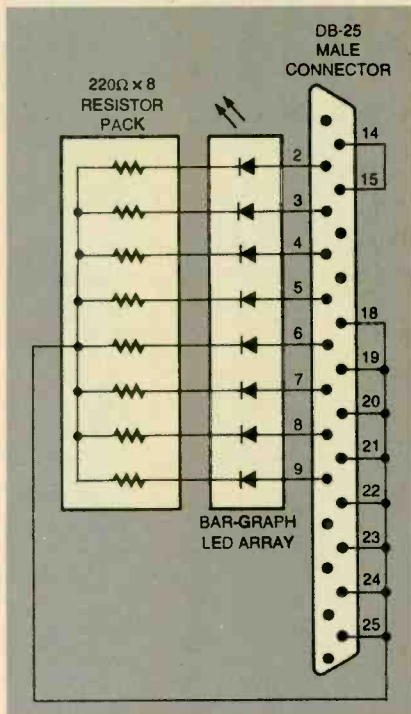


Fig. 2. The test fixture simply connects 8 LEDs to the data lines of a printer port. Connecting pins 14 and 15 together helps the Phone Troll program find the port that the test fixture is connected to.

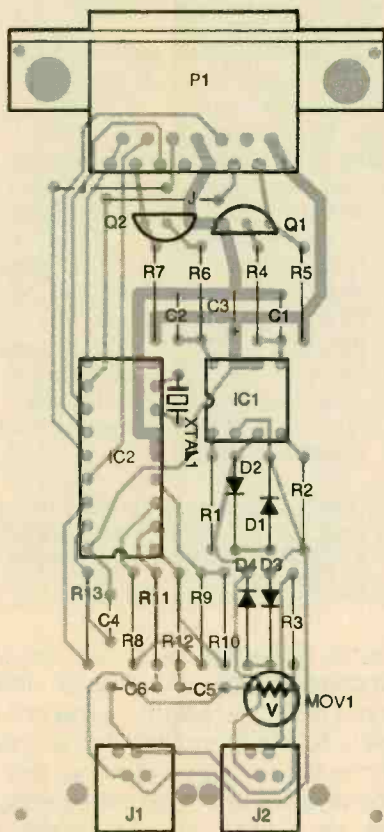


Fig. 3. The Phone Troll fits easily on a single-sided PC board. Only two jumpers are needed.

circuit functions, each of which runs independently. One function is the monitoring of the telephone line continuously for DTMF tones. The other function watches for any current flow in the telephone line that would mean that a telephone has been picked up or that the telephone is ringing. The direction and timing of that current flow is used to tell the difference between those two situations.

The sample program that has been included here also watches for a special combination of DTMF tones that are used as "control codes." The control codes are three digits long. The first number is the "#" key; it alerts the Phone Troll that a control code is being issued. The second digit is a number between one and eight. That number points to one of the data lines on the computer's printer port. Those lines can be hooked up to any circuit that can be electrically controlled by a TTL-compatible digital signal. The last digit is either a one (for "on") or a zero (for "off"). As an example, pressing the three keys "#81" will turn the eighth bit on the printer port on, while "#80" will turn the same bit off.

Any telephone activity will also be displayed immediately on the computer's screen. After each telephone transaction is finished, the information will be saved to a file on disk under the filename "phonelog.txt". That file will be created in the same directory as the QBasic program. Each time the Phone Troll program is started, any additional entries will be added to the end of that text file. Since it is a simple text file, any convenient text editor in either DOS or Windows can be used to view and print the log. The file can be renamed to save it, or it can be deleted. In either case, a new file will be created and the logging started fresh.

An example log file is shown in Listing 1. The appearance is the same on screen and when saved to disk. The first time the program is run, the starting date and time are recorded. After that, just the time is recorded until midnight. At that point, the next record will be preceded by the new date.

In the example, we can see that according to the records, a tele-

### LISTING 1

Phone log starting 08-16-1997	14:40:57
14:43:08	Off-Hook, DTMF active 7722076
14:53:13	On-Hook - call terminated
16:52:57	Ring - 3 not answered.
17:05:12	Ring - 2 not answered.
17:15:31	Ring - 2 not answered.
17:22:44	Ring - 1 answered. DTMF active - #81#80
17:27:09	On-Hook - call terminated
19:54:39	Off-Hook, DTMF active - #21
19:54:41	On-Hook - call terminated
19:55:53	Off-Hook, DTMF active - #31
19:55:55	On-Hook - call terminated
19:59:18	Off-Hook, DTMF active - #30#20
19:59:22	On-Hook - call terminated

phone went "off-hook" (picked up) and a telephone number was dialed at 2:43 PM (which appears as 14:43 as all times are recorded in the 24-hour format). The call lasted about ten minutes.

The next three records show that the telephone rang. Both the time of the incoming calls and how many times each call rang are listed. Since the telephone never went "off-hook", the calls were listed as "not answered".

Next, the telephone rang once, was answered, and a control code of #81 was entered, activating the device that is connected to data line 8 on the printer port—let's say that it is a tape recorder whose microphone is connected to the telephone line. Before the call was terminated, control code #80 turned the tape recorder off. That could have been done from any telephone that is monitored by the Phone Troll and not just the one that was picked up for the call. An arrangement like that can be a handy substitute for pencil and paper when a message or important information needs to be saved.

The final three entries are additional demonstrations of controlling devices connected to the computer's printer port from a telephone. First, a lamp connected to bit 2 was turned on. Minutes later, another call turned on the home stereo con-



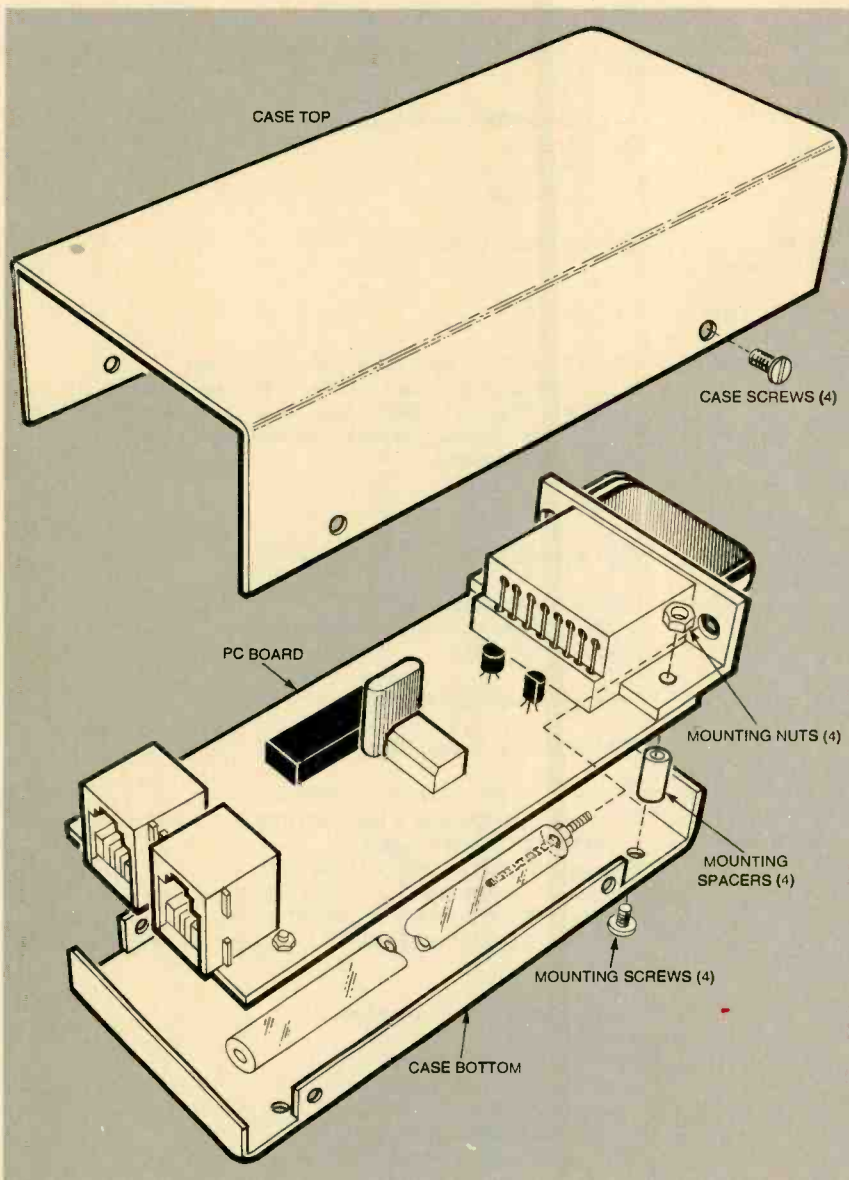


Fig. 4. Placing the Phone Troll in a compact case lets the unit attach directly to the game port on a computer.

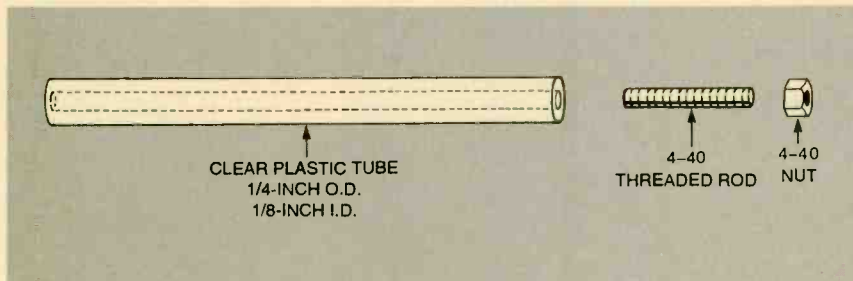


Fig. 5. The special hold-down screws for the Phone Troll are easily made from a piece of plastic tube and a length of threaded rod. You can easily make the threaded rod by cutting off the head from a 4-40 screw.

nected to bit 3. Several minutes later, the final call turned off both the stereo and the light in that order. Understand that any device that can be interfaced to a data line on a printer port can be controlled—

lights, heat, air conditioning, or any other device that you can devise a control method for.

**Circuit Description.** The schematic diagram shown in Fig. 1 reveals how

simple the Phone Troll's interface circuit is. Power for the circuit is supplied from the host computer's 5-volt supply through pins 1, 8, 9, and 15 of the game port. Ground is supplied from pins 4 and 12. Telephone jack J1 connects to the telephone line and is surge protected with MOV1. The other telephone jack, J2, is the jack through which the Phone Troll can monitor telephone activity. Any telephones connected to the J1 side of the telephone-wiring system will not activate the Phone Troll. Because of that, the Phone Troll will work best when connected between the telephone company and the telephones in the house—much like connecting additional telephone-line devices to the pass-through connector on a modem, fax machine, or answering machine.

Current on the telephone line is sensed by opto-isolator IC1. Two identical circuits within IC1 sense the current flow depending on the direction that it is flowing. Current flow in one direction will pass through R2 and pins 3 and 4 of IC1 while current flow in the other direction will pass through R1 and pins 1 and 2 of IC1. A wide range of DC current can flow from the telephone's central office, so diodes D1—D4 regulate the current through IC1. The small-signal audio impedance through the diodes and IC1 is matched by R3.

By monitoring the current and its direction, normal telephone activity can be determined. When current flows steady in one direction, the telephone has gone "off hook". On the other hand, current flowing rapidly in both directions means that the telephone is ringing. Typically, the "off hook" pattern is one of current flowing for 1/2 second in one direction, then switching to the other direction for the remainder of the call.

The second part of the Phone Troll circuit is the DTMF sensing and decoding. DTMF signals fit within the telephone band of 300 to 3000 Hz. Further information on DTMF signals can be found on the Web at [http://www.2xtreme.net/dage/dtmf\\_tut.html](http://www.2xtreme.net/dage/dtmf_tut.html).

The DTMF receiver (IC2) is made by Teltone Corp. That chip makes

## LISTING 2

```
REM Release version 1.00 Date 10/16/97
REM No global variables, auto detection of output plug
```

```
DECLARE SUB OneSecTD ()
DECLARE SUB FindPort ()
DECLARE SUB LineSample ()
DECLARE SUB Ring ()
```

```
REM ratio = time current flows in one direction, divided by
REM time current flows in other direction during sample window.
```

```
REM The DATA below are the normal addresses for LPT1 to LPT3 in
decimal.
```

```
REM Add additional output port (in decimal) to DATA, ending with 0 only.
REM "SUB FindPort ()" will read DATA below
DATA 888,632,956,0
```

```
CLS
CALL OneSecTD ' initialize
REM BEEP
REM PRINT "OneSec = "; OneSec; " FOR/NEXT loops"
REM FOR t = 1 TO OneSec: NEXT t ' wait one second
CLS
CALL FindPort
```

```
CLS
```

```
RecordDate$ = DATE$
```

```
OPEN "PHONELOG.TXT" FOR APPEND AS #1
```

```
PRINT #1, "Phone log starting "; RecordDate$, TIME$: PRINT #1, :
PRINT #1,
PRINT "Phone log starting "; RecordDate$, TIME$: PRINT : PRINT
CLOSE #1
```

```
inactive: '////////// START LINE MONITORING //////////
```

```
ringct = 0: noanswer = 0: incoming = 0 'initialize
```

```
DO
CALL LineSample
LOOP WHILE ratio = 9 'no current, ratio =9
```

```
CALL LineSample 'get fresh reading
IF ratio = 9 THEN GOTO inactive 'glitch remover
```

```
REM Phone line now active - either off-hook or ring
```

```
OPEN "PHONELOG.TXT" FOR APPEND AS #1
```

```
IF RecordDate$ <> DATE$ THEN 'Prints date once each day.
RecordDate$ = DATE$
PRINT #1, "Phone log for", RecordDate$: PRINT #1, : PRINT #1,
PRINT "Phone log for", RecordDate$: PRINT : PRINT
END IF
```

```
PRINT #1, TIME$,
PRINT TIME$,
```

```
IF ratio > .5 THEN incoming = 1: CALL Ring
```

```
CallHandeling:
```

```
IF incoming = 0 THEN
PRINT #1, "Off-Hook, DTMF active - ";
PRINT "Off-Hook, DTMF active - "; 'DTMF digits displayed here
ELSEIF noanswer THEN
PRINT #1, "Ring - "; ringct; " not answered."
PRINT #1, : CLOSE #1
PRINT "Ring - "; ringct; " not answered.": PRINT : GOTO inactive
ELSE
PRINT #1, "Ring - "; ringct; " answered. DTMF active - ";
```

```
PRINT "Ring - "; ringct; " answered. DTMF active - ";
END IF
```

```
CALL LineSample 'used for delay when phone lines switch
CALL LineSample
CALL LineSample
CALL LineSample
```

```
REM ////////// start DTMF //////////
dtmf:
```

```
DO
```

```
DO UNTIL INP(513) AND 128 'loops until next digit
IF (NOT INP(513) AND 48) = 0 THEN 'exits when on-hook
PRINT #1, : PRINT #1, TIME$, "On-Hook - call terminated": PRINT #1,
PRINT : PRINT TIME$, "On-Hook - call terminated": CLOSE #1
PRINT : GOTO inactive
END IF
LOOP
```

```
REM Read DTMF
```

```
OUT 513, 0 'start one-shots
n = INT(OneSec * .01) 'wait 10 mSEC
FOR t = 1 TO n: NEXT t
```

```
value = NOT INP(513) AND 15
```

```
REM //// print all 16 valid DTMF codes ////
```

```
IF value = 0 THEN PRINT "D"; : PRINT #1, "D";
IF (value > 0) AND (value < 10) THEN PRINT CHR$(48 + value); :
PRINT #1, CHR$(48 + value);
IF value = 10 THEN PRINT "0"; : PRINT #1, "0";
IF value = 11 THEN PRINT "*"; : PRINT #1, "*";
IF value = 12 THEN PRINT "#"; : PRINT #1, "#";
IF value > 12 THEN PRINT CHR$(52 + value); : PRINT #1, CHR$(52 +
value);
```

```
REM //// Start Control Application ////
```

```
IF bas% THEN
contdig = value
IF contdig = 10 THEN contdig = 0
IF cont = 1 THEN s = s + 1
IF s = 1 THEN addr = contdig
IF s = 2 THEN dta = contdig: s = 0: cont = 0: doit = 1
```

```
IF contdig = 12 THEN cont = 1
```

```
IF doit = 1 THEN
op = 2 ^ (addr - 1)
IF dta = 1 THEN
outreg = outreg OR op
ELSE
op = op XOR 255
outreg = outreg AND op
END IF
OUT (bas%), outreg
doit = 0
END IF
END IF
REM //// End Control Application ////
```

```
DO WHILE INP(513) AND 128 'loops until digit gone
IF (NOT INP(513) AND 48) = 0 THEN 'exit when on-hook
PRINT #1, : PRINT #1, TIME$, "On-Hook - call terminated": CLOSE #1
PRINT : PRINT TIME$, "On-Hook - call terminated"
PRINT : GOTO inactive
END IF
LOOP
LOOP
```

```
END
```

designing a DTMF-receiver circuit that is needed for operation is a very simple because all of the processing is performed on-chip. All power supply, the audio signal, a timing crystal, and adjusting the

guard time.

An AC-balance connection is made to the telephone line through C5 and C6. Precision resistors R8–R12 provide the balance network to IC2—it is important to balance both sides of the telephone line with respect to the op-amp portion of IC2. A 3.579545-MHz color-burst crystal, XTAL1, is directly connected to pins 7 and 8 of IC2. All of the necessary drive circuitry is internal with no external components needed. The guard time is set by R13 and C4. The values listed set the valid length for the “tone-present” and “tone-absent” timing to 40 ms. Those values should work perfectly; they can be adjusted if needed.

When a valid tone pair has been detected, the four-bit binary code that represents that tone pair appears on output pins 11–14. Pin 15 also goes high for 40 ms as a signal that the data on the output lines is valid and stable. That feature is very important in order to be able to use the game port in such a non-traditional manner.

An IBM game port has 8 inputs—

### LISTING 3

```
SUB FindPort
SHARED OneSec
SHARED bas%

READ bs

DO
test1 = 0: test2 = 0
OUT (bs + 2), 4
IF INP(bs + 1) AND 8 = 8 THEN test1 = 1
OUT (bs + 2), 6
IF NOT INP(bs + 1) AND 8 THEN test2 = 1
IF test1 AND test2 THEN bas% = bs
READ bs
LOOP WHILE bs

IF bas% = 0 THEN
BEEP: PRINT "Test plug not found. Press any key to enter address."
PRINT "or, wait for program to start without the control function.": PRINT : PRINT
REM loop is about three times as long as OneSec
DO WHILE INKEY$ = "" AND t < 3 * OneSec
t = t + 1
LOOP
IF t < 3 * OneSec THEN
INPUT "Enter output port address in decimal.": bas%
ELSE EXIT SUB
END IF

ELSE PRINT "Base address = ";
HEX$(bas%); " HEX, or decimal"; bas%

REM Cycle output LEDs
FOR n = 1 TO 3
OUT bas%, 255: BEEP: FOR t = 1 TO OneSec / 5: NEXT t
OUT bas%, 0: FOR t = 1 TO OneSec / 10:
NEXT t
NEXT n
END IF

END SUB
```

### LISTING 4

```
SUB LineSample
SHARED ratio

la = 0: lb = 0: LoopStartTime = TIMER
DO WHILE (TIMER - LoopStartTime < .2)
IF NOT INP(513) AND 16 THEN la = la + 1 'check bit 4, active low
IF NOT INP(513) AND 32 THEN lb = lb + 1 'check bit 5, active low
REM correct LoopStartTime when passing thru midnight
IF (TIMER - LoopStartTime < 0) THEN LoopStartTime = LoopStartTime - 86400
LOOP

IF la = 0 AND lb = 0 THEN 'Ideal samples
ratio = 9 ' ratio = 9 Assigned; Line is calm
ELSEIF la < lb THEN ' ratio = 1 Active Ring
ratio = la / lb ' ratio = 0 Off-Hook
ELSE ratio = lb / la
END IF

END SUB
```

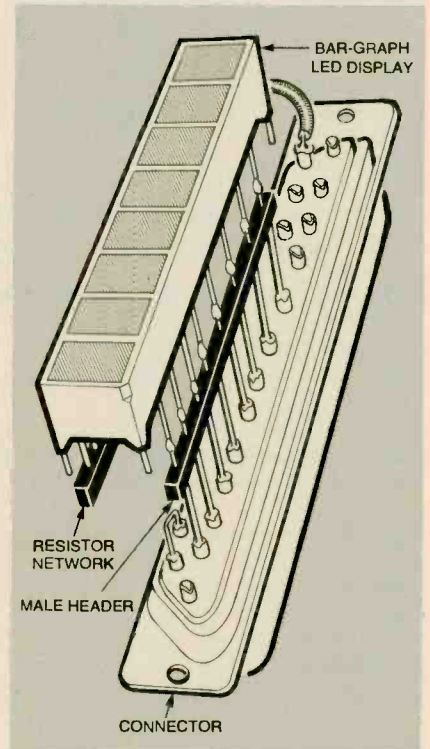


Fig. 6. The finished test fixture will look something like this. A straight-pin header helps connect the bar-graph display to the connector. The pins on the header will have to be spread to match the spacing on the header.

4 analog and 4 digital. Three of the digital inputs are used—two for the telephone-current sensing, and one for the “DTMF valid” signal. The data lines from IC2 are connected to the analog inputs. Here is where the “non-traditional use” comes into play. The DTMF data signals are connected to an individual resistor/capacitor circuit in the game card hardware that is used to control the pulse width of a one-shot multivibrator. If the digital signal is high, the one-shot times out fast; if the digital signal is low, the one-shot takes a long time to time out (if at all).

Since the DTMF signals are locked for at least 40 ms, that leaves enough time for the QBasic program to check the “joystick button” that indicates that DTMF data

is available. The program reads the analog “joystick position” by triggering all four multivibrators. After a certain amount of time, the state of the one-shots are read out. The time period between triggering the one-shots and reading their state is long enough to give them time to time out if they are sensing a high signal, but not long enough to let them time out if they are sensing a low signal. Although it sounds complex and exacting in terms of critically-timed events, there is a wide margin available, making the readings very reliable. The QBasic program can accomplish those steps with time to spare.

**Output Test Fixture.** As mentioned before, the Phone Troll can control devices attached to the printer port.

While the actual interface circuits are beyond the scope of this article, some way is needed to verify that the Phone Troll can actually send signals to the printer port. A simple test fixture is shown in Fig. 2. It is simply a set of 8 light-emitting diodes connected to the data lines of the port. A set of resistors limit the current through the LEDs, and the circuit is completed through the port's ground lines. With that arrangement, the LEDs can be lit individually with the control codes.

Lighting LEDs might not sound very exciting, but the LEDs can be replaced with any type of opto-isolator chip. Those chips can have different types of circuits on their output sides. Readily-available outputs include bi-polar transistors, silicon-controlled rectifiers, and Triacs.

### LISTING 5

```

SUB OneSecTD
  SHARED OneSec

  REM Purpose:
  REM To find the number of FOR/NEXT loops on a specific computer to cause
  REM a one second delay, variable [OneSec] is number of loops/second.

  REM Use:
  REM For program delays > 3 mSEC to < 500 mSEC. Interrupts affect accuracy.

  REM Example:
  REM To delay 250 mSEC, insert this code:
  REM n = INT(OneSec * .25)
  REM FOR t = 1 to n : NEXT t

  REM **** Calibrate host cmpr / Turbo must remain constant ****
  PRINT "Calibrating FOR/NEXT delay loops. Please wait."
  x = TIMER
  DO WHILE x = TIMER: LOOP 'Wait until new clk tick
  x = TIMER
  DO UNTIL TIMER - x >= .5
  n = n + 1 'see how many n's for half second
  LOOP

  REM n is the number of do/loops in half sec. estimate for/next is 6X faster
  n = n * 24 'should be close to 2 second delay

  REM **** test and trim n for a 2 sec delay ****

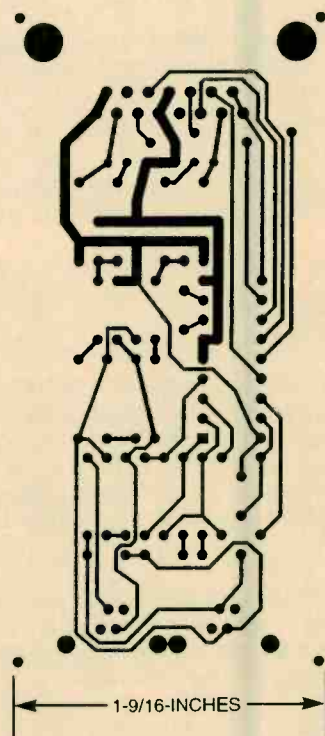
  lastloop = 2 'initialize
  DO
  n = n * 2 / lastloop
  x = TIMER
  DO WHILE x = TIMER: LOOP
  x = TIMER
  FOR t = 1 TO n: NEXT t
  lastloop = TIMER - x
  LOOP WHILE lastloop < 1.9 OR lastloop > 2.1
  OneSec = INT(n / 2)

END SUB

```

**Construction.** The Phone Troll is a simple project to build. All of the components are mounted on a single-sided PC board. A foil pattern has been included for those who wish to etch their own board. As an alternative, a kit with a pre-etched board is available from the source given in the Parts List.

If you are building the kit or using



Here's the foil pattern for the Phone Troll.

## LISTING 6

```

SUB Ring
SHARED ratio
SHARED ringct
SHARED noanswer

RINGADING:

DO
  CALL LineSample
  LOOP UNTIL ratio < .5 OR ratio = 9 'loops while ringing, but may catch first silence

ringct = ringct + 1
CALL LineSample 'get full sample

REM ring has either stopped (ratio = 9) or phone goes off-hook (ratio < .5)
REM assume between rings, then check for off-hook

RingStartTime = TIMER

DO WHILE TIMER - RingStartTime < 5 AND ratio = 9
  CALL LineSample
  REM correct RingStartTime when passing thru midnight
  IF TIMER - RingStartTime < 0 THEN RingStartTime = RingStartTime - 86400
LOOP

CALL LineSample

IF ratio > .5 AND ratio <> 9 THEN GOTO RINGADING 'ring again
IF TIMER - RingStartTime >= 5 THEN noanswer = 1

END SUB

```

the included foil pattern, use the parts-placement diagram in Fig. 3 for locating the various components. Note that two jumper wires are needed; they are located near P1. When mounting the components, pay careful attention to the orientation of the semiconductors. The 1% resistors have three digit bands instead of two. The values, however, can still be read using the standard color codes.

The assembled board can be enclosed in a suitable case and mounted to the game port as shown in Fig. 4. With that arrangement, you will need to make a pair of extended screws for securing the Phone Troll to the game-port connector. Take a suitable length of stiff plastic pipe that is hollow. Glue a length of 4-40 threaded rod in one end so that it sticks out enough to screw down P1 to the game port. A nut should be threaded onto the rod to act as a stop. The length of the plastic pipe should be long enough to reach out the back of the case. That way, the screw can easily be turned by hand. The details for the extended screw are shown in

Fig. 5. If you do not want to mount the Phone Troll like that, you can install it in a receptacle box and connect it to the game port with a cable and 15-pin "D" connector.

The test fixture can be made from an eight-LED bar-graph display, a single-inline resistor network, a 25-pin connector, and a strip of single-row straight header. The header will need to be bent on one side to match the spacing of the connector. That method makes a rugged assembly that matches up the different pin spacings between the connector and the bar-graph display.

Don't forget to install a jumper between pins 14 and 15 on the connector. The QBASIC program will check all of the available parallel ports. The jumper will help identify the connector to the program. The completed fixture will look similar to the one shown in Fig. 6. As a side note, the test fixture can also be used as a stand-alone test tool. You can use it to automatically find, identify, and test an active parallel port including enhanced parallel ports.

**Testing the Phone Troll.** Connect

the telephone lines to the Phone Troll and attach it to the PC's game port. Plug the test fixture into the printer port. The QBASIC program will have to be typed in—follow Listing 2 through Listing 6 in order. Save the program as "FONETROL.BAS". Run the program, and the Phone Troll is up and running. If you aren't using the test fixture, the program will pause to let you set the parallel-port address. If no address is entered, the program will continue but without the control function.

After the program checks your computer's speed (for the timing function) and determines which parallel port is active, it will display the date, time, and start a log file. Pick up a telephone and the screen should show "Off-Hook, DTMF active". Press #11 through #81 and all eight LEDs should turn on one at a time, depending on which LED you're activating. Press #10 through #80 and all eight LEDs should turn off.

When building a new device, there's always the possibility that it won't work the first time. Recheck all of the parts for correct placement, orientation, and solder connections before continuing. Troubleshooting is more of an art form than a science and can't easily be explained in a few paragraphs. However, here are a few test points to check that will help isolate any trouble spots in the circuit. When the telephone goes off-hook, the voltage at R7 (next to Q2), or voltage at R5 (next to Q1) will drop from 5 volts to less than 1 volt. With a high-impedance device such as an oscilloscope or logic probe, verify that the oscillator at pin 8 on IC2 is running. Pick up a telephone that is being monitored by the Phone Troll and press a button. You should see that pin 15 on IC2 pulses low. Those tests will help pinpoint any spots in either the circuit or the software for additional tests.

**Programming in QBASIC.** A nice feature with QBASIC is that you are not restricted to the original program as would be the case with a compiled executable program. Running the Phone Troll directly from the source code lets you customize the Phone Troll's features to your own wants, needs, and desires. You will still need

to know how to program in QBasic, but it's very easy to modify the code and see what happens. Many budding programmers start gaining hands-on experience by modifying a program to achieve a particular goal. Just make sure that you have a backup copy of the program before you start experimenting. The program is well documented and will stand alone to act as a guide for those who are familiar with QBasic.

One example of a need to modify the program has to do with distinctive-ring service. The program will detect and count a normal ring cycle (two seconds of ringing followed by four seconds of silence). Distinctive ringing might cause the Phone Troll to count each burst of rings, indicating two or three rings for each actual ring. Simply divide the variable *ringct* by two or three, or rewrite the program to indicate which sequence of rings was received.

Like any good servant, your troll awaits. Ω

## HEAT DETECTOR

(continued from page 41)

**Using the Heat Detector.** There are a few points to consider whenever using the Heat Detector to obtain consistent readings: always grasp the unit by the handle only, keeping your body heat as far away from the cabinet as possible. For critical operation, attaching the unit to a camera tripod would be an excellent method.

Unless you are actually leak-testing and looking for circulating air, any air that blows across Q1 will cause temperature drift in your readings. Still air is the priority here.

The parabolic reflector used is very directional and will take some practice in aiming. Pointing a standard flashlight at an opposite wall will give you an idea of the area of coverage to be expected.

Hold the unit by the handle and set R3 to its *minimum* gain setting. Set R7 and R9 to their mid-positions. Turn on the power and point the reflector at a blank wall.

Adjust R7 for a display of about half of full scale on M1. That is the most sensitive area, although any

region between 20% and 80% will work well. If R7 won't get you on scale, it might be necessary to adjust R6's value. An increase in value lowers M1's reading, and vice versa.

Advance R3 slowly while watching the display—it will probably move off-scale in one direction or the other as you arrive at the maximum gain setting. That is due to inherent offset voltages in the components. Adjusting R7 should give full-scale coverage in either direction at the highest gain setting. If not, adjust R6's value as mentioned above.

Note that making any settings with R7 becomes more difficult as the gain is increased. That is where R9 becomes very useful. For best results, always adjust R7 first to get as close as possible; then use R9 as a "fine" adjust for a 50% of full-scale indication on M1.

Set R3 back down to its minimum gain setting and adjust R7 for a 50% reading on M1. Now that you have an ambient-temperature set-point from the blank wall, point the unit at a match or candle flame about 6 to 12 inches away. You should immediately "peg" M1. Return to the blank wall and the display will return to 50%.

Rotate R3 to mid-position, and adjust R7 for a 50% reading on the blank wall. Hold the palm of your hand about 6 to 12 inches in front of the reflector and M1 should go full-scale again. Hold an ice cube in front of the reflector and M1 should drop to its minimum reading.

Rotate R3 to its maximum position, and adjust R7 (followed by R9) for a 50% reading on the blank wall. Now you can "sweep" slowly around the room. A hot spot such as a sun-lit window or a lamp will probably peg M1 at full-scale. You will now note that any breeze, even one caused by rapid movement of the Heat Detector, will cause display drift!

**Going Further.** You will by now have realized that the parabolic reflector plays a critical role in the sensitivity and area of coverage of the Heat Detector. A 3-inch-diameter reflector is an excellent size for general-purpose use. However, it can be difficult to aim accurately at distant

objects.

The solution to that problem is to use a larger reflector. Any photographic supply store will carry larger-diameter reflectors. Of course, the sensitivity of the instrument increases with the square of the diameter in addition to the coverage.

Some applications such as remote testing of circuit boards for hot spots might have the opposite requirement—miniature parabolic reflectors. A 1-inch-diameter reflector would be highly directional. The Heat Detector has sufficient gain to compensate for the decreased gain from the reflector. A miniature flashlight would be a good source for smaller reflectors.

Of course, you still have to make sure that Q1 is focused properly. An adjustable focus arrangement would be a great help in close-up work, where the focal point moves further away from the rear of the reflector. One method that can be used to make the Heat Detector more versatile would be to use a TO-5 transistor socket with female pins that are spring-loaded and completely hollow through their length. That would allow you to slide Q1 back and forth to achieve any focus position.

The Heat Detector is an easy-to-build precision instrument that shouldn't cost more than about \$25 to put together even using all new parts. Any salvaged or surplus components will drop the cost of the project to the point where it becomes an almost trivial matter to add such an instrument to your bench or tool kit. Build one yourself and have hours of educational fun, or even put it to some practical use! Ω



# MAKE YOUR OWN SHUNTS!

Using a modern multimeter to measure current can sometimes be difficult. Many of these meters will only measure up to one amp. However, many 12-volt DC-powered projects draw a lot more than that. If you have ever thought of purchasing a commercial shunt to solve the problem, you know just how expensive they can be. Commercial shunts, while very precise, frequently cost more than the projects they are measuring!

However, there is a better and cheaper alternative that will work perfectly well in most situations: With only a few cents worth of wire and a little know-how, you can make your own shunts. It only takes a few minutes, and it's fun!

**What Is A Shunt?** A shunt is simply a resistor of very low value (frequently less than one ohm) that is used to help measure current. As shown in Fig. 1, the shunt resistor  $R_{SH}$  is placed in parallel with a meter to decrease its sensitivity by a known amount. The shunt does that by bypassing or "shunting" most of the current around the meter. The shunt resistor therefore lets you take a standard meter, such as a 0-1 milliammeter, and turn it into, say, a 0- to 20-amp meter.

**The Shunt Meter.** Before you can make a shunt, you must find a suitable shunt meter. Surplus analog meters can be found at hamfests or mail-order sources for only a few dollars each, and they make excellent shunt meters. For a list of mail-order sources of surplus analog meters, as well as new ones, see the sidebar.

When selecting a meter, try to pick a 0-1 milliammeter in good physical condition and one with a convenient scale on the faceplate. For example, if you need the meter to read 10-amps full scale, then select a meter graduated from 0 to

*While they might not be as accurate as the commercial units, these easy-to-make shunts are more than sufficient for many uses, and cost far less.*

DEAN F. POETH II, Ph.D., K8TM

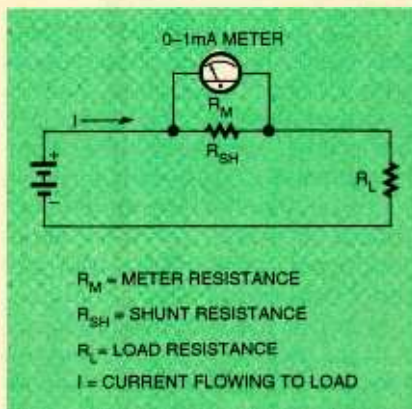


Fig. 1. A shunt is simply a resistor of very low value (frequently less than one ohm) that is used to help measure current. It is placed in parallel with a meter to decrease its sensitivity by a known amount.

1. If you need a full scale reading of 30 amps, select one with a 0 to 3 graduation.

To make a shunt, you will need to know the internal resistance of your meter. Therefore, select a unit that has its internal resistance printed on it, most likely in small letters on the meter face or on the back near the terminals.

If you already have a meter on hand but do not know its internal resistance, there is a simple way it can be determined. If you have a modern digital multimeter, set it to its highest resistance range. Connect the multimeter's red (positive) lead to the positive analog meter terminal and the black (common) lead

to the analog meter's negative terminal.

Digital multimeters measure resistance by passing a small amount of current through the device under test. Do not attempt to use an analog multimeter to make this measurement. These older multimeters use much more current to test resistance, enough to potentially destroy some milliammeters.

Watching your analog meter, work your way down the DMM's resistance ranges (remember you began at the highest range) until the analog meter's needle moves to a full-scale reading. Note the reading on your DMM, and write it on the back of the meter using a permanent marker. Be careful and take your time. If you go too fast and accidentally pin the meter, it could easily be damaged.

**Making The Shunt.** The shunt is made from a short length of copper wire. All wire has resistance, so we can use that property to make a shunt resistor. To make the shunt, you first need to determine how much current will flow through it. For example, if your meter is going to measure 20 amps full scale, then the shunt wire must be safely able to carry that amount of current.

Let's say you are going to make a 20-amp shunt using a surplus analog 0-1 milliammeter whose faceplate is graduated from 0-1. Go to a copper-wire table (there is one in the *ARRL Handbook for Radio Amateurs*; if you don't have a copy, it is available at almost any public library) and select an appropriate gauge wire. Remember that the smaller the wire gauge, the larger its diameter and the more current it can safely carry. For most hobby applications, 250 circular mils per amp is more than adequate.

To find the circular mils per amp for the shunt wire, divide the circular mils for the selected wire (found in the copper wire table) by the

## Surplus and New Analog-Meter Suppliers

### All Electronics Corp.

P.O. Box 567  
Van Nuys, CA 91408-0567  
Tel: 800-826-5432

### Digi-Key Corp.

701 Brooks Ave. South  
P.O. Box 677  
Thief River Falls, MN 56701-0677  
Tel: 800-344-4539

### Fair Radio Sales Co.

P.O. Box 1105  
1016 E. Eureka St.  
Lima, OH 45802  
Tel: 419-223-2196

### Mouser Electronics

2401 Highway 287 North  
Mansfield, TX 76063-4827  
Tel: 800-346-6873

### RadioShack

Stores nationwide

### The Electronic Gold Mine

P.O. Box 5408  
Scottsdale, AZ 85261  
Tel: 602-451-7454

current you intend to pass through the wire:

$$\text{Circular Mils per amp} = (\text{circular mils for wire}) / (\text{current through the wire}) \quad (\text{Eq. 1})$$

By using the copper wire table, you will find that 12-gauge wire has a cross-sectional area of 6530 circular mils. By dividing that by 20 amps, we get 326 circular mils/amp, which should work fine. Twelve-gauge wire is very common, and can be purchased in most hardware stores.

To find the resistance of the shunt, use this equation:

$$R_{SH} = R_M / (n-1) \quad (\text{Eq. 2})$$

Where  $R_{SH}$  is the resistance of the shunt,  $R_M$  is the resistance of the surplus meter, and  $n$  is the shunt's multiplication factor. In our example, since we are using a 0-1 milliammeter and 1 milliamp = 0.001 amps,  $n = 20 \text{ amps} / 0.001 \text{ amps}$ , or 20,000.

Next, let's suppose that the resistance of your meter was 81 ohms. Plugging that resistance and  $n = 20,000$  into Equation 2 yields:

$$R_{SH} = 81V / (20,000-1) = 0.00405V$$

That's not very much resistance, is it! A shunt having that resistance will pass 19.999 amps through it, and 0.001 amps (1 mA) will pass through the meter for a full-scale reading.

Next, we need to calculate the length of our shunt. Note that as stated in the copper-wire table, 12-gauge wire has a resistance of 1.619 ohms/1000 ft. Therefore, the length of the shunt wire ( $L_S$ ) can therefore be determined using:

$$L_S = R_{SH} / (XV / 1000 \text{ ft.}) = 0.00405 / (1.619V / 1000 \text{ ft.}) = 2.5 \text{ ft.}$$

So the 12-gauge wire shunt should be 2 feet 6 inches long when using a 0-1 mA meter having an internal resistance of 81 ohms to measure 20 amps full scale.

If we made the shunt this long, however, we might have trouble with contact resistance. That is because even a good solder joint has a lot of resistance when compared to a 0.00405-ohm shunt. To make sure that the circuit's contact resistance is not part of the shunt resistance, two sense wires are used. These sense wires are spaced  $L_S$  apart on the shunt wire as shown in Fig. 2. Any type of wire may be used for the sense wires; they are noncritical. This simple feature will greatly increase the accuracy of your shunt.

Now we are ready to make our shunt. Cut a length of 12-gauge solid copper wire about 3-feet long. Remove the insulation from the wire using a hobby knife, being careful not to nick it. Now measure about 2 inches from one end and solder one sense wire there. Carefully measure 2 ft 6 inches from that sense wire and solder the second sense wire in position. Connect the shunt to its meter as shown in Fig. 2, and you're ready to measure current! If you want to make the shunt a little more compact, you can wind it over an insulated screwdriver handle or something similar such as a non-conductive wood dowel.

**Calibrating the Shunt.** Shunts made using this method can be very accurate. However, improved accu-

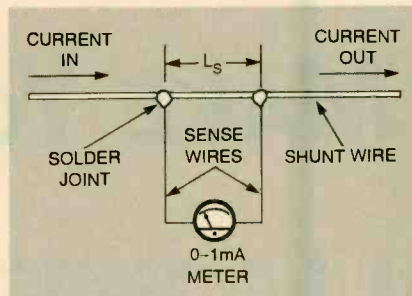


Fig. 2. Two sense wires can be used to make sure that the circuit's contact resistance is not part of the shunt resistance.

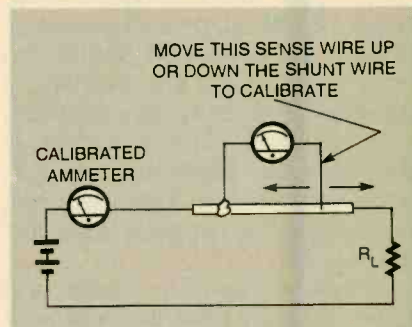


Fig. 3. To make sure that your shunt is as accurate as possible, this setup can be used. An automobile taillight lamp is a good candidate for the load resistance.

racy can be achieved by calibrating the shunt to a known standard, i.e., a calibrated meter. To do this, build the circuit shown in Fig. 3. Make sure that the load resistance,  $R_L$  can safely handle the power. I have found that car taillight lamps make a convenient load for the circuit.

To calibrate the shunt, solder one sense wire into position as described above. Power up the circuit and slide the second sense wire up and down the shunt wire until you find the spot where the shunt meter reads the same current as the calibrated meter. Remove power from the circuit and solder the second sense wire at that spot.

**Conclusion.** Using these methods you can make shunts for almost any range of DC currents. What's more, with a little care you should be able to make shunts accurate to within 5-10% if you keep them near room temperature. Of course, these shunts are not nearly as precise or temperature-stable as the commercial versions. Still, if you need one for a non-demanding application, or just want to have some fun, grab a few cents worth of wire and make your own shunt!



# WHAT'S NEW IN SOLAR POWER



*“Building-Integrated Photovoltaic” Systems and the “Million Solar-Roof Initiative” are two reasons why your next home might be powered by the Sun.*

**BILL SIURU**

**M**any homeowners have thought about going to solar power, but up to now might have been turned off by the hassles of a typical solar-panel array installation. Besides being quite costly, in most cases solar systems have been downright ugly. Indeed, some communities even have covenants against their use.

Fortunately, that is changing as photovoltaic suppliers, working with architects and builders, are developing “Building-Integrated Photovoltaic (BIPV)” systems. That has resulted in residential solar electric systems with greatly improved aesthetics—those BIPV systems are an integral part of the home design rather than an obvious and often unattractive add-on.

The new BIPV systems do double duty. They convert sunlight into electricity while performing the traditional jobs of roofing materials—protecting the structure from the elements while enhancing its appearance. Two examples of the new product are United Solar’s Uni-Solar PV Shingles and Atlantis System’s SunSlate Roofing System.

But there’s more happening on the solar-energy front than just products that look much better. The cost of home photovoltaics has also come down, with even more reductions promised for the future. With ever improving technology, the cost of generating electricity

using photovoltaics, now at 25 to 50 cents per kilowatt-hour, may go as low as 12 to 16 cents per kilowatt-hour. Looking at it in another way, photovoltaic modules that sold for \$50 per rated watt of peak generating capacity in 1970 dollars, now sell for \$5 to \$7 per watt.

**Solar Shingles.** United Solar, a joint venture between Energy Conversion Devices, Inc. and Canon Inc., a leading international manufacturer of office equipment and photographic and optical products, is now offering a line of solar shingles for residential applications as well other innovative solar metal-roofing products for commercial buildings.

The flexible shingles use proprietary thin-film semiconductor materials for the solar cells. Made of stainless steel coated with silicon semiconductor material and plastic, the solar shingles look like ordinary asphalt ones. The system integrates the solar shingle with the necessary “combiner” boxes, inverter, and wiring to convert sunlight into electric energy and distribute it directly to the building.

The Uni-Solar PV Shingles use amorphous silicon in thin films as the light-to-energy conversion material. While amorphous silicon has a lower conversion efficiency than the more traditional crystalline silicon, it potentially has a lower mass-production cost. Therefore, it is often seen as the

best option for cost-effective home photovoltaic systems. What’s more, recent advances have closed the gap between the two technologies. In particular, United Solar, under U.S. Department of Energy funding, has developed a thin-film amorphous-silicon cell that converts over 10% of sunlight into electricity, a significant improvement over the less than the 6% efficiency typical for this technology. That compares favorably to an efficiency of over 12% currently available from crystalline-silicon technology.

To achieve that efficiency, each cell in a Uni-Solar PV Shingle actually is made up of three separate p-i-n-type amorphous semiconductor solar sub-cells, each with a different spectral-response characteristic. That allows the cell to convert the different visible and near infrared wavelengths of sunlight with optimum efficiency.

United Solar and ECD have developed a low-cost manufacturing technique to make the thin-film amorphous-silicon alloy multi-junction solar modules. The pioneering technique uses one-half-mile-long substrates in a roll-to-roll process for manufacturing solar cells. The technique is similar to how newsprint

## FOR MORE INFORMATION

### United Solar Systems Inc.

1100 West Maple Road  
Troy, MI 48084  
Tel: 248-362-4170; Fax: 248-362-4942

### Atlantis Systems, Inc.

233 S. Auburn, Suite 110  
Colfax, CA 95713  
Tel: 916-346-9595; Fax: 916-346-9795



*More appealing in appearance than conventional solar-power arrays, each individual SunSlate roofing tile, with a photovoltaic cell mounted on it, produces 12.5 watts. The tiles are nailed on to a structure just like conventional shingles*



*Part of a SunSlate-roofing-tile power array installed at the Arizona Public Service Company's STAR Center in Tempe, AZ. The complete system is rated at one kilowatt.*

and photographic film is produced. The production plant, which came on-line in March 1997, can manufacture enough solar panels to generate five-million watts of electrical energy annually.

The seven-foot-long Uni-Solar PV Shingles are installed just like regular shingles, and the job can be done by any roofer. The shingles are nailed onto the roof and the pair of wires attached to each shingle are inserted through holes in the wood decking. An electrician then connects the wires below the roof. A mixture of solar and ordinary shingles is used since, with sufficient sunlight, only

one-third-of-a-roof's-worth of the shingles is needed to power the average home. The solar shingles blend in to the roofing pattern of the traditional asphalt shingles.

Uni-Solar PV Shingles have been installed on several demonstration homes. The Energy Efficient Home in Atlanta is fitted with a 2-kW solar-shingle array. Urban Options operates the Energy and Environmental Demonstration House in Lansing, MI, which features a 2-kW, 120 solar-shingle array. A 1.5-kW, 96-shingle system is installed at the University of Denver's astronomical observatory atop Mount Evans. That stand-alone

system includes a DC-to-AC converter and 16 storage batteries that provide sufficient power to operate the lab's computers, instruments, and lights for up to five days. The Centex Home of the Future, built for the International Builder's Show in Dallas, uses an 800-watt, 200-square-foot Uni-Solar roof-shingle system that provides electricity for computers, security system, skylight-drive motor, garage-door opener, and two emergency service outlets. Operating independent of normal utility power, it provides both backup electricity during outages as well as saving on electrical-energy costs.

Atlantis Systems, Inc. is also offering aesthetically appealing BIPV capability with its SunSlate Roofing System. Each individual SunSlate roofing tile, with a photovoltaic cell mounted on it, produces 12.5 watts. The tiles are nailed on to a structure just like conventional shingles. The Sacramento Municipal Utility District (SMUD), along with Atlantis Systems, the Sacramento Housing and Redevelopment Agency, a local architectural firm, and a local construction company are installing SunSlate roofs on 20 new homes in a new 45-home subdivision in mid-town Sacramento. As part of SMUD's PV Pioneer II program, SMUD pays half of the costs of a new SunSlate system and is helping the new owner to obtain a reduced mortgage rate on the home. While the homeowner will be paying between \$7,000 to \$7,500 for a system, it will generate 75-85% of a home's electricity needs annually, meaning that the SunSlate system should pay for itself in about 12 years.

Recently ETA Engineering in Scottsdale, AZ installed an 80-SunSlate-roofing-tile array for Arizona Public Service Company at its STAR Center in Tempe, AZ. The total system

*(Continued on page 62)*

# Alternate Power Sources for Cars, One-Chip Line-Powered Supplies, and More.

**L**ET'S START THIS MONTH WITH A QUICK QUESTION: WHICH IS MORE EFFICIENT—A HEAT ENGINE OR A FUEL CELL? BEFORE YOU ANSWER, NOTE THAT THE FOLKS AT *POWER ENGINEERING* MAGAZINE REPORT THAT THE LATEST POWER PLANTS

are approaching a stunning 60% thermal efficiency by using close-coupled multi-cycling. Also note that one power utility is extremely proud of its real world 50% electrical-efficiency fuel-cell installations.

As always, there will be intelligent choices and reasonable tradeoffs. And, as always, a good starting point should be accurate technical information from unbiased sources. Let's see where this leads us as we seek out some . . .

## Transportation Alternatives

A personal-transportation vehicle consists largely of an energy carrier and an energy converter. Three valid measurements of the energy carrier are: "How heavy is it?" "How much room does it take up?" And "What is the total cost per mile?" Gasoline is your baseline energy carrier at 9000 watt-hours per liter and 13,500 watt-hours per kilogram. With a cost of roughly seven cents per mile for the consumables and 30 cents per mile for payments, taxes, and insurance.

These figures define the capability of the carrier itself. Such figures have to be adjusted downward when you factor in how efficiently your energy can be used and how much structure, containment, or whatever is needed to safely hold the carrier.

Naturally, any proposed alternates also must be adjusted downward as well. Figures must also be modified for the distortions caused by taxes or any hidden subsidies.

Because of thermodynamic laws, an ICE (Internal Combustion Engine) has to throw away a lot of heat in order to produce a little mechanical power. The best you can even hope to do is called the Carnot efficiency limit and is determined solely by the high-side and low-side temperatures. The typical automobile ICE-efficiency at the flywheel is around 30 percent.

The claims of "how much better" the alternatives might be are often outrageously overstated. For instance, a typical electric motor of suitable size and price probably provides an efficiency of no better than 90 percent. Its controller will be hard pressed to hit 85, and its

wiring will be unable to exceed 98. Combine these for a realistic 75 percent efficiency. And, no, regenerative braking does not help nearly as much as some of its more-vocal proponents claim.

What if you add a fuel cell to the mix? It turns out that the best of hydrogen-electrolysis cells are one-sixth endothermic, so you'd pretty much expect the best fuel cell to end up as one-sixth exothermic, which means that 83 percent efficiency is the best you are likely to do. Combine fuel cells with electric motors, and you are down at a 63-percent efficiency limit. That's certainly better than gasoline engines, but not spectacularly so.

Here's how I see some of the key issues that seem to involve personal transportation alternatives:

**Business as usual:** A lot can still be done to tweak the performance of conventional ICEs. Examples include ceramic cylinders, six-cycle operation, ultra-lean combustion, modest hydrogen injection, valve timing done on-the-fly, improved turbocharging, adjustable compression, and possibly even a new bottoming cycle. A company by the name of Aurora Engineering has some exceptionally innovative new stuff in this area, including things like electrically actuated valves and combination starter-alternator-flywheel packages that even can double as AC power generators.

**Turbines:** Turbines provide high power in a small and lightweight package. They are superb for airplanes, but are grossly inefficient at less than full output and usually run only at extreme speeds. I'd expect this one to literally stay off the ground.

**Liquefied natural gas:** The energy

## NEED HELP?

Phone or write all your US Tech Musings questions to:

Don Lancaster  
Synergetics  
Box 809-EN  
Thatcher AZ, 85552  
Tel: 520-428-4073

US e-mail: don@tinaja.com  
Web page: <http://www.tinaja.com>

**new from  
DON LANCASTER**

**ACTIVE FILTER COOKBOOK**

The sixteenth (!) printing of Don's bible on analog op-amp lowpass, bandpass, and highpass active filters. De-mystified instant designs. **\$28.50**

**RESEARCH INFOPACKS**

Don's instant cash-and-carry flat rate consulting service. Ask any reasonable technical question for a detailed analysis and complete report. See [www.tinaja.com/info01](http://www.tinaja.com/info01) for specifics. **\$79.00**

**CMOS AND TTL COOKBOOKS**

Millions of copies in print worldwide. THE two books for digital integrated circuit fundamentals. About as hands-on as you can get. **\$28.50** each.

**INCREDIBLE SECRET  
MONEY MACHINE II**

Updated 2nd edition of Don's classic on setting up your own technical or craft venture. **\$18.50**

**LANCASTER CLASSICS LIBRARY**

Don's best early stuff at a bargain price. Includes the CMOS Cookbook, The TTL Cookbook, Active Filter Cookbook, PostScript video, Case Against Patents, Incredible Secret Money Machine II, and Hardware Hacker II reprints. **\$119.50**

**LOTS OF OTHER GOODIES**

Tech Musings V or VI	\$24.50
Ask the Guru I or II or III	\$24.50
Hardware Hacker II, III or IV	\$24.50
Micro Cookbook I	\$19.50
PostScript Beginner Stuff	\$29.50
PostScript Show and Tell	\$29.50
PostScript Video & secrets	\$29.50
PostScript Reference II	\$34.50
PostScript Tutorial/Cookbook	\$22.50
PostScript by Example	\$32.50
Understanding PS Programming	\$29.50
PostScript: A Visual Approach	\$22.50
PostScript Program Design	\$24.50
Thinking in PostScript	\$22.50
LaserWriter Reference	\$19.50
Type 1 Font Format	\$16.50
Acrobat Reference	\$24.50
Whole works (all PostScript)	\$380.00
Technical Insider Secrets	FREE

**BOOK-ON-DEMAND PUB KIT**

Ongoing details on Book-on-demand publishing, a new method of producing books only when and as ordered. Reprints, sources, samples. **\$39.50**

**THE CASE AGAINST PATENTS**

For most individuals, patents are virtually certain to result in a net loss of sanity, energy, time, and money. This reprint set shows you Don's tested and proven real-world alternatives. **28.50**

**BLATANT OPPORTUNIST I**

The reprints from all Don's Midnight Engineering columns. Includes a broad range of real world, proven coverage on small scale technical startup ventures. Stuff you can use right now. **\$24.50**

**RESOURCE BIN I**

A complete collection of all Don's Nuts & Volts columns to date, including a new index and his master names and numbers list. **\$24.50**

**FREE SAMPLES**

Check Don's Guru's Lair at <http://www.tinaja.com> for interactive catalogs and online samples of Don's unique products. Searchable reprints and reference resources, too. Tech help, hot links to cool sites, consultants. email: [don@tinaja.com](mailto:don@tinaja.com)  
FREE US VOICE HELPLINE VISA/MC

**SYNERGETICS**  
Box 809-EN  
Thatcher, AZ 85552  
(520) 428-4073

FREE catalog: <http://www.tinaja.com>

**HYBRID:**

- 1994 Hybrid Electric Vehicle Challenge D. Stephens
- Advanced Components for Electric and Hybrid Vehicles, EVIS
- Advancements in Electric and Hybrid Vehicle Technology, SAE
- Designing a Fuel Cell Hypercar, A. Lovins
- Design Innovations In Electric and Hybrid Vehicles, B. Bates
- Electric & Hybrid Vehicle Design Studies, SAE
- Electric & Hybrid Vehicle Technology, N. Bagot
- Electric & Hybrid Vehicles: Implementation of Technology, SAE
- Hypercar Sampler, A. Lovins
- Strategies in Electric and Hybrid Vehicle Design, B. Greene
- Tools & Strategies for Hybrid Electric Drivesystem Optimization, A. Lovins
- Ultraight Hybrid Vehicles; Principles and Design, A. Lovins

**OTHER:**

- Batteries and Fuel Cells for Electric Vehicles, Electrochem Society
- Build Your Own Electric Vehicle, B. Brant
- The Car That Could: The Story of GM's Electric Vehicle, M. Shnayerson
- Convert It, M. Brown
- Electric Vehicle Battery Systems, S. Dhameja
- Electric Vehicles: A Decade of Transition, B. Bates
- Electric Vehicles: Driving Towards Commercialization, R. Sims
- Electric Vehicles: Technology, Performance, & Potential, IEA
- The Ev Encyclopedia: A guide to Electric Vehicles, B. Batson
- From Gasoline to Electric Power, G. Powers
- Future Drive: Electric Vehicles & Sustainable Transportation, M. Delucchi
- Green Cars: Earth-Friendly Electric Vehicles, J. Coughlan
- History of the Electric Automobile: Battery-Only Powered Cars, E. Henry
- The Keys to the Car: Electric & Hydrogen Vehicles, J. Mackenzie
- Life With an Electric Car, N. Perrin
- Near Term Electric Vehicle Costs, J. Sawin
- The New Electric Vehicles, M. Hackleman
- Solo: Life With an Electric Car, N. Perrin
- The Lost Chord: The Story Tellers History of the Electric Car, B. Taylor
- Taking Charge - The Electric Automobile in America, B. Schiffer

FIG. 1—SOME CURRENT BOOKS on hybrid and electric vehicles. More title information can be found at <http://www.tinaja.com/amlink01.html>.

density here is certainly useful, but still remains significantly less than gasoline. The same goes for propane. The popularity of this method waxes and wanes with the relative economics of oil versus gas, and it gets distorted by taxes, subsidies, and hidden agendas. Infrastructure is obviously limited. I don't see this option getting very far unless economics radically change.

**Grain alcohol:** When based upon an American-farm corn economy, a lot more energy will go into producing alcohol than you can ever hope to get back. From an energy standpoint, the process can be considered a giant funnel. You pour gasoline in the top and alcohol dribbles out the bottom. Further, alcohol additives appear to be causing far more problems than they solve. Yes, there is definitely a third-world subsistence potential by using bagasse (sugar cane residue) or similar feedstocks. Otherwise, this one makes

no engineering sense whatsoever. At least not to me.

**Steam engines:** Believe it or not, the steam-powered automobile was done in by hoof-and-mouth disease. Seems they drained all those public horse troughs just as inferior gas engines were starting to discover production economics. A steam engine is vastly simpler, offers high power on every stroke, and needs neither a clutch nor a transmission. Key issues remain closed-cycle vapor re-condensation, corrosion or scaling problems, and any inefficient superheating techniques. This one still has lots of potential, but seems to lack a credible champion.

**Pure electrics:** The energy density of batteries is utterly abysmal when compared to gasoline—only 35 watt-hours per kilogram for lead-acid and ten times that for lithium. The range, weight, and charging infrastructure remain key problems. It also turns out that any battery

## Alternative Automotive Resources

operates by knocking loose one single electron in its outer shell. So, the smaller the atom, the better the energy density. I see nothing ever beating out lithium (atomic number=3) for the ultimate energy density. A useful Web site on this topic can be found at [www.evworld.com](http://www.evworld.com).

Because laptop computers are an instant and a billion-dollar market for improved battery technology, I'd expect the computer folks to inadvertently "solve" the electric-car problem, in spades. They clearly have the money and the motivation.

**Fuel cells:** The essential difference between a battery and a fuel cell is that the fuel cell continually receives external chemical energy from one or more product streams, often by using hydrogen and oxygen. The crucial advantage of a fuel cell is that it is not a heat engine and thus will not be Carnot limited at its best efficiency. Another major advantage is that its main waste product is water.

Central issues in fuel cells today involve the reforming of methane or gasoline to make useful feedstocks, and trying to get the efficiency and performance up and the costs down. Fuel cells are still not very efficient, nor all that great at any suddenly changing power levels. Ballard is one high-profile source. A leading Web site on this topic is [www.fuelcells.org](http://www.fuelcells.org). A major technical publication is the *Hydrogen and Fuel Cell Letter*.

**Hybrids:** Any ICE run at a constant speed is easily optimized. Batteries aren't all that heavy if you don't use that many of them. In a serial hybrid, the engine drives a generator, which powers the motors, eliminating the drive train. In a parallel hybrid, both engine and electric motors can drive the wheels, and both can be one half of the needed peak power. I believe this one is by far the best near-term solution. Amory Lovins of the Rocky Mountain Institute is one champion of hybrid vehicles. Be sure to visit his site at [www.rmi.org](http://www.rmi.org).

**Hydrogen:** The energy density by weight of hydrogen is outstanding—three times gasoline at 39,000 watt-hours per kilogram. Hydrogen routed to either an ICE or a fuel cell produces primarily water vapor as waste. Sadly, the energy density by volume as a gas is a pitifully absurd 3.5 watt-hours per STP liter. Even when liquefied, there is around four times less hydrogen in a gallon of liquid hydrogen than there is in a gallon of gasoline.

### AEE Energy Books

PO Box 1026  
Lilburn, GA 30226  
(404) 925-9558

### Aurora Engineering

4823 S Marine Avenue  
Lawndale, CA 90260  
(310) 675-0804

### Automotive Industries

PO Box 2056  
Radnor, PA 19080  
(215) 964-4876

### Ballard Power Systems

9000 Glenlyon Pkwy.  
Burnaby, BC V5J 5J9  
Canada  
(604) 412-3123

### Battery & EV Technology

25 Van Zant St. Suite 13  
Norwalk, CT 06855  
(203) 853-4266

### Robert Bentley

1033 Massachusetts Ave.  
Cambridge, MA 02138  
(617) 547-4170

### Chilton Publications

825 7th Ave.  
New York, NY 10019  
(212) 887-8400

### EPRI Journal

PO Box 10412  
Palo Alto, CA 94303  
(415) 855-2000

### EV World

Box 461132  
Papillion, NE 68046  
(402) 339-9877

### Home Power

PO Box 520  
Ashland, OR 97520  
(800) 707-6585

### Human Power Vehicle Association

PO Box 51255  
Indianapolis, IN 46251  
(317) 876-9478

### Hydrogen & Fuel Cell Letter

Grinnell St.  
PO Box 14  
Rhinecliff, NY 12574  
(914) 876-5988

### ITS World

859 Willamette St.  
Eugene OR 97401  
(541) 343-1200

### National Renewable Energy Lab

1617 Cole Blvd.  
Golden, CO 80401  
(303) 231-7681

### Power Engineering

1421 S Sheridan Rd.  
Tulsa, OK 74112  
(918) 835-3161

### Powerball Industries

2095 W 2200 St.  
West Valley City, UT 84119  
(801) 974-9120

### Railbike Newsletter

3502 Buckskin Rd.  
Coeur d'Alene, ID 83814  
(208) 765-2831

### Rocky Mountain Institute

1739 Snowmass Creek Rd.  
Snowmass, CO 81654  
(970) 927-3851

### SAE

400 Commonwealth Dr.  
Warrendale, PA 15096  
(412) 776-4841

### Whole Earth Review

PO Box 38  
Sausalito, CA 94966  
(415) 332-1716

The "make it or break it" issue of a hydrogen economy involves finding ways to safely store hydrogen in a dense form. A graphite nanotube storage scheme pioneered by Nelly Rodriguez offers eight times the density of gasoline, but this technology seems slow in coming out of the lab, mostly due to lifetime and reuse considerations. More on hydrogen advantages and disadvantages can be found in MUSE112.PDF on my [www.tinaja.com](http://www.tinaja.com) Web site. Hydrogen safety is discussed at [www-osma.lerc.nasa.gov/1sm](http://www-osma.lerc.nasa.gov/1sm).

**Powerballs:** These are simply

spheres full of sodium—cracking the sphere underwater generates hydrogen. The densities involved are about the same as liquid hydrogen. All hydrocarbon pollution is eliminated by not using carbon, but to me, it seems that a lot of safety, hazmat, and recycling issues have not yet been realistically addressed. So far, this option seems to be a one-man show at Powerball Industries in Utah. More powerball details are found at [www.powerball.net/index.html](http://www.powerball.net/index.html).

A variation on powerballs sparks aluminum under water to generate hydro-

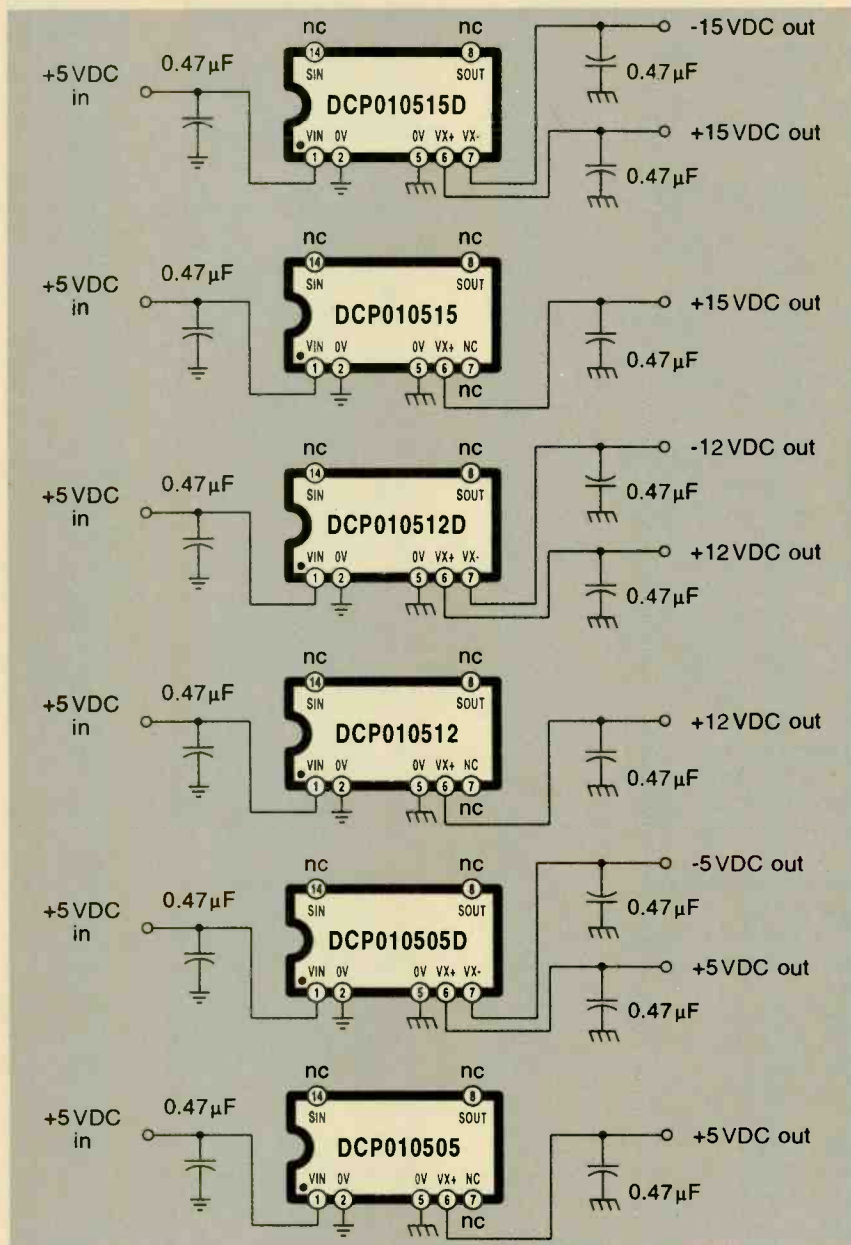


FIG. 2—A NEW LINE OF ISOLATED POWER SUPPLY hybrid devices from Burr-Brown offers 50 mils output, 1000-volt isolation and a \$6 cost in a 14-pin minidip. As shown here, a variety of single and dual output devices is available.

gen, similar to an EDM spark machine. This technology appears to be mostly urban lore pseudoscience and obviously fails to deliver. If you have your electricity already onboard, you are clearly much better off routing it directly to your wheel motors. The sapphire-hard aluminum oxide waste product is highly abrasive and quite fouling as well.

**Flywheels:** Ordinary flywheels offer about the same energy density as lead acid batteries, while premium ones pretty much approach lithium. Safety and gyroscopic problems have been solved. A crucial limitation is windup time. If

you are trying to “charge” your flywheel ten times faster than you use it, then you need ten times the drive motor. My feelings on this one is “maybe for buses”.

**Nitrogen power:** This scheme is just plain cute. Take a tank full of liquid nitrogen and expand the gas into an ordinary heat-sunk cylinder, using ambient as the hot side of your ultra-simple heat engine. As with steam power, there’s no need for a clutch or transmission. Stock air motors work just fine. You get decent efficiencies and lead-acid performance at one twentieth the cost. Summer air conditioning is also trivial.

Nitrogen power seems a student-project favorite. Several nitrogen car links appear on my Web site.

**Thermoelectric recovery:** Some older Peltier and related thermoelectric devices have been proposed to try and recover energy from exhaust or muffler heat. The devices to date are so inefficient that they never can even hope to return their cost, let alone accomplish anything useful. Usually a minor tire-pressure adjustment can deliver more energy savings for you.

A somewhat random assortment of my favorite alternative automotive resources is shown as this month’s resource sidebar. Additional information on some of these topics is also found at [www.tinaja.com/h2gas01.html](http://www.tinaja.com/h2gas01.html)

I have added access to most of the more accessible books on electric-vehicle subjects to my Web site at [www.tinaja.com/amlink01.html](http://www.tinaja.com/amlink01.html). A summary listing appears in Fig. 1. Again, I feel that hybrids blow away electrics on all counts, and will continue to do so until fundamental battery energy-density problems are economically resolved.

### An Isolated Power Supply

The Burr-Brown folks have just introduced a new series of isolated hybrid power supplies. All these \$6 devices are the size and shape of a 14-pin minidip, give output currents to fifty mils, and can provide safety isolation to 1000 volts.

Inside the hybrid is a 400-kHz oscillator, a tiny toroidal transformer, and some output diodes. Only two external capacitors are needed to get these to work. Obvious uses include AC-line isolation, eliminating hum and ground loops, doing high-side current sensing, and communication-line isolation.

These also let you do such tricks as very-low-frequency on-off data translation or letting both sides of a bridge rectifier tie to ground. The devices track the input voltage and offer only ten percent regulation, so some low-dropout post regulator might also be needed.

As shown in Fig. 2, various models of the device offer single and dual outputs. You can also conjure up your own custom isolated power converters through use of the individual bits and pieces separately sold as Burr-Brown’s PWS745 and PWS750 products.

### Another Approach

There is an obviously need for a device that to date is not available: A 79-

cent chip that starts off with a raw 110-volt AC input and then cheaply outputs isolated and hassle-free +5 volts at an amp or whatever.

There is one new device that comes

close: the Harris HV2405E. That device does accept AC-line voltage as its input, but does not include the essential safety isolation. The high power (2 watts) dissipated in the input resistor also severely

limits the efficiency and package size.

Even so, the device works equally well at 110 and 220 volts without any jumpers or switching. If you'd like to experiment with it, a circuit that provides a fixed 5-volt output is shown in Fig. 3, while an adjustable 5- to 20-volt version is shown in Fig. 4.

Again, be aware that the lack of isolation means that a **severe shock hazard could potentially exist**, so be extra sure to take the usual safety precautions. If you are at all unsure of what that means, or are inexperienced in working with AC circuits, maybe it would be better if you just left this one alone.

## NAMES AND NUMBERS

### Alfa Aesar

30 Bond Street  
Ward Hill, MA 01835  
(800) 343-0660

### Appliance Manufacturer

29100 Aurora Rd #200  
Solon, OH 44139  
(216) 349-3060

### Burr-Brown

6730 S Tucson Blvd.  
Tucson, AZ 85706  
(520) 746-1111

### CastCraft

PO Box 17000  
Memphis, TN 38187  
(901) 682-0961

### Harris Semiconductor

2401 Palm Bay Rd. NE  
Palm Bay, FL 32905  
(800) 442-7747

### Home Power

PO Box 520  
Ashland, OR 97520  
(800) 707-6585

### Integrated Design & Manufacturing

One SME Drive  
Dearborn, MI 48128  
(313) 271-1500

### Kentek

19 Depot Street  
Pittsfield, NH 03263  
(800) 432-2323

### Math Works/Matlab

24 Prime Park Way  
Natick, MA 01760  
(508) 647-7000

### MCP Systems

511 Commerce Drive  
Fairfield, CT 06432  
(800) MCP-0222

### Polytek Development

55 Hilton St.  
Easton, PA 18042  
(610) 559-8620

### Science/AAAS

1333 H St. NW  
Washington, DC 20005  
(202) 326-6400

### Synergetics

Box 809  
Thatcher, AZ 85552  
(520) 428-4073

### Texas Instruments

PO Box 809066  
Dallas, TX 75380  
(800) 336-5236

### THAT Corp.

734 Forest St.  
Marlborough, MA 01752  
(508) 229-2500

### Time Compression Technology

203 N LaSalle #2100  
Chicago, IL 60601  
(312) 558-1548

## New Tech Lit

From Texas Instruments, comes a new two-volume amplifier-chip data-book library. From Harris, there's a nice booklet about *Semiconductor Solutions for Multimedia, Video, and Imaging*.

From That Corporation, comes a new \$3 rms level-detector IC that provides wide bandwidth, a log output, and crest factors as high as eight. It is intended for electronic music apps.


New from NTE is a fat semiconductor directory that cross-references over 260,000 chips of one sort or another. From Aesar comes a free periodic table of the elements wall poster.

Certain new low temperature alloys that melt at 158 degrees Fahrenheit are offered by MCP Systems. Their intended use is for low-cost prototyping and mold-making intermediates. Useful casting plastics and mold-making materials are sold by Polytek, who has a free *Developments* newsletter. Another source is CastCraft.

A wide variety of educational and other laser products are stocked by Kentek. Ask for catalog #118.

A new magneto-choloric magnetic refrigeration material is described in *Science* for March 27, 1998 on page 2045. That material is six times more effective than the previous ones and operates at room temperature. Thus, only one sixth of the newer material is needed for a home refrigerator or similar heat-transfer system.

For those unfamiliar with how this works, basically any magnetic material absorbs heat energy whenever it is magnetized and releases heat energy when raised above its Curie Point, the temperature where it totally loses its magnetic properties. While not quite solid-state (your material has to slowly move from



**WARNING: Severe shock hazard!**

FIG. 3—THIS AC-LINE OPERATED 5-volt power supply uses a new Harris chip. Note that safety isolation is NOT provided so the potential for a severe shock hazard exists.




FIG. 4—ADDING A POTENTIOMETER to the basic circuit in Fig. 3 yields an adjustable supply with a 5- to 24-volt output range.

source to sink and back again), the mechanics involved are simpler than a compressor, and no freon or other fluids are involved. Additional magnetic-refrigeration coverage appears in the March 1998 issue of *Appliance Manufacturer* on page 14. More details on magnetic refrigeration can also be found in HACK33.PDF and RESBN63.PDF on my Web site, and in volume III of my "Hardware Hacker" reprints.

Walt Pyle has released his new *Hydrogen Solar Chronicles* book, a useful hands-on compendium of his collected reprints from *Home Power* magazine. More information on his book is at [www.tinaja.com/h2gas01.html](http://www.tinaja.com/h2gas01.html).

*Time Compression Technologies* is a new trade journal on Santa Claus machines, rapid prototyping systems, CAD/CAM, and industrial design. A lot more on the Santa Claus machines themselves and lots of links are at [www.tinaja.com/santa01.html](http://www.tinaja.com/santa01.html).

Our second trade journal for this month is the new *Integrated Design & Manufacturing*.

Some nice reprints on wavelets are newly offered by the folks at MatLab. Additional resources and links are at [www.tinaja.com/wave01.html](http://www.tinaja.com/wave01.html).

Some great bargains in Tektronix 2213 oscilloscopes newly appear at [www.tinaja.com/barg01.html](http://www.tinaja.com/barg01.html).

Bunches of freebie tutorials about wireless and communications topics appear at [www.iec.org](http://www.iec.org).

For all the fundamentals of active filters in an easy-to-understand and easier-to-use format, check out my *Active Filter Cookbook*. Ordering details are found in my nearby Synergetics ad, or pick up your catalog instantly online at [www.tinaja.com/synlib01.html](http://www.tinaja.com/synlib01.html).

Magic Sinewaves are a brand new opportunity that lets you generate surprisingly efficient and elegantly simple high-power waveforms for use in industrial, automotive, solar, and home-energy efficiency areas. I've recently posted a lot of new files to [www.tinaja.com/magn01.html](http://www.tinaja.com/magn01.html).

Our usual reminders that most of the mentioned resources appear in the Names and Numbers or Alternative Automotive Resources sidebars, that we offer a free US helpline per the nearby box, and that my Guru's Lair Web site is [www.tinaja.com](http://www.tinaja.com). EN

## SOLAR POWER

(continued from page 54)

is rated at one kilowatt. Like Uni-Solar PV Shingles, only a small portion of the roof needs to be covered with the photovoltaic tiles to provide sufficient electricity.

**Million Solar Roof Initiative.** Residential solar energy will get a great boost from President Clinton's "Million Solar Roof Initiative." Its goal is to install a million photovoltaic and thermal solar energy systems on roofs across the U.S. by the year 2010. The Million Solar Roof Initiative is also aimed at increased usage of residential and commercial solar water heating solar pool heating.

One key reason for the initiative is to decrease the production of carbon dioxide, a greenhouse gas that many scientists believe can cause global warming. Experts say the amount of carbon dioxide not produced by a million solar roofs would

be like getting 850,000 cars off the road. These million solar roofs could also reduce energy consumption, pollution, and the country's reliance on foreign petroleum. Further, by the year 2010, about 70,000 new high-technology jobs could be created to meet the new demand for photovoltaic, solar water heating, and related technologies. The initiative will bring solar power not only to private homes, but also to schools, libraries, and large and small businesses. Finally, as economies of scale kick in as a result of increased usage and mass production, the initiative is seen as a way to reduce the cost of solar-energy products.

The Million Solar Roof Initiative is being led by the U.S. Department of Energy and involves the building industry, local governments, state agencies, the solar industry, electric utilities, and non-governmental organizations. The federal government is taking the lead by accelerating its use of solar energy. It is important to note that the government alone owns nearly a half-million buildings and spends \$3 billion annually for electricity, making it the world's largest single user of energy. Add to that the more than 76-million residential buildings and almost five-million commercial buildings, plus an additional 38 million projected by the year 2010 in the U.S. alone, and it is easy to see that the potential for solar roofs is tremendous.

Because of this potential, electric utilities are already getting in on the action. For example, some 68 utilities serving 40% of U.S. electrical customers have formed a consortium, the Utility Photovoltaic Group (UPVG), to buy \$500 million worth of photovoltaic panels by the year 2003. Ω



"I built this computer out of an old TV. Now it just runs the same programs over and over."



# Electronic

# SHOPPER

## WIRELESS VIDEO CAMERAS

Compatible with AC or Battery

Wireless 4-Channel B/W & COLOR Cameras Available! Plug and Play Readiness



**GFT-1001 \$189.95**  
Gives any camera the ability to be Wireless. Transmits Over 1000 ft.




Wireless Observations System<sup>SM</sup>  
**GFS-1001 (900MHz) - \$499.95**  
**GFS-1001c (900MHz) - \$599.95**  
(1.2 Ghz system's available)

## COLOR BOARD CAMERAS

Micro Color MB-960c Key Features:

- Lens: 3.6mm F=2
- Full Digital Process of BLC
- Auto Tracing White Balance
- 2H Mode of H.V. Aperture correction
- Digital process of color matrix
- Electronic Shutter up to 1/ 10,000
- \*Dip Switch Adjustment settings:
  - 6-BLC
  - 5-Auto Shutter
  - 4-AGC/On
  - 3-Flickless
  - 2-AWB/On
  - 1-No function


**MB-960c**  
**\$199.95**



Size: 1.7 x 1.7 sq. x 2 PC Board

## MB-750 SERIES BOARD CAMERAS

Pinhole • MB-750p - \$89.95  
C-Mount • MB-750UX - \$119.95



**MB-750U**  
Video Camera  
(pictured)  
**\$99.95**



**ODH-106**  
Board Camera Housing  
4.5 x 2.75 x 2.75", High-Impact,  
Weatherproof, w/ 5.5" Arm.



**LP-850I Lipstick Camera**  
**\$129.95**

## NIGHT VISION



Other Models Available to Choose From!

Night Vision Scope w/ Illuminator  
Fun to use, Low cost.  
3.6 x 85mm f1.6  
**MI-PR100 - \$399.95**

**FREE**  
Polaris Product Catalogs

**Polaris Industries**  
<http://www.polarisusa.com>  
**800.752.3571**

470 Armour Drive NE • Atlanta GA 30324 • Tech Info: 404-872-0722 • FAX 404-872-1038

CIRCLE 217 ON FREE INFORMATION CARD

### Zagros Robotics

World Class Engineering and Programming

**ROBOTS**  
**SONAR**  
**OPTICS**

**Artificial Intelligence**

PO Box 460342  
St. Louis, MO 63146-7342  
(314)768-1328

info@zagrosrobotics.com  
www.zagrosrobotics.com

### 3 Axis Motion Control System

Complete, ready to run

\$ 255.50 + 12.00 S/H

Build or adapt CNC mills, CNC routers, Robots, Etc.  
Includes: 3 Stepping motors (70 oz/in 200 steps/rev).  
External board (connects to parallel port of a PC). Power supply. Cables, Manual and the MAXNC drive software, with linear, circular and helical interpolation, acceleration deceleration, full contouring. 'G' code programming, screen plot, code generation from CAD (CAM), and more.

For more information, phone or write to:

**MAXNC**  
6730 West Chicago  
Suites 2 & 3  
Chandler, AZ 85226  
Ph (602) 940-9414  
Fax (602) 940-2384



### Cable T.V. Converters & Equipment

Lower Prices  
Dealer Discounts  
30-Day Money back  
1<sup>st</sup> year warranty  
MC, Visa, AE, COD



No Florida Sales  
[www.cable4you.com](http://www.cable4you.com)

**1-(800) 888-5585**



NEW DX SERIES DMMs

**3 YEAR WARRANTY**

DELUXE HOLSTER INCLUDED

Bel MERIT DX Series DMMs have best values for performance, features and dependability with 3 year warranty.

**DX460L, full function in a single meter**

- Wide LCR Range  
Inductance, up to 20H  
Capacitance, up to 2000μF  
Resistance, up to 20MΩ
- Logic, TTL & CMOS
- Auto Frequency, Up to 20MHz
- Diode Test, Continuity Beeper
- Data Hold, Peak Hold
- Input Warning Beeper
- Auto Power Off

**Lots More Test Instruments**

Oscilloscope, DC Power Supply, Function Generator, Audio Oscillator, Frequency & Universal Counter, Multimeter, Capacitance Meter, Clamp-On, Electrical Tester and More.

MODEL	DX350	DX355	DX360T	DX400	DX405	DX421	DX451	DX460L
Auto Ranging/Bargraph								
True RMS		•						
AC/DC Voltage (750V/1000V)		•	•	•	•	•	•	•
AC/DC Current (10A)	20μ, •	•	•	•	•	•	•	•
Resistance (20MΩ)	20Ω, •	20Ω, •	2000M	•	•	30M	2000M	•
Continuity Beeper/Diode	•	•	•	•	•	•	•	•
Temperature w/Probe, Type K			•					
TRRFE				•	•	•	•	•
Capacitance (20μF)					•	•	•	2000μ
Frequency (20MHz)		•						•
Logic (TTL & CMOS)						•		•
Inductance (20H)								•
Auto Power-Off	•	•	•	•	•	•	•	•
Input Warning Beeper	•	•	•	•	•	•	•	•
Data Hold	•	•	•	•	•	•	•	•
Peak Hold	•	•	•	•	•	•	•	•
Protective Holster	•	•	•	•	•	•	•	•
PRICE	49.95	74.95	64.95	64.95	69.95	74.95	84.95	99.95

• See your local distributors or Call for Catalog

**Bel MERIT** **1-800-532-3221**  
 (714) 586-2310 • FAX (714) 586-3399  
 SOLUTIONS FOR THE TEST INSTRUMENT P.O. Box 744, Lake Forest, CA 92630

CIRCLE 283 ON FREE INFORMATION CARD

Call Today And **SAVE!** **Unbeatable PRICES!**

**CABLE TV**

**DESCRAMBLERS  
 CONVERTERS • FILTERS  
 VIDEO STABILIZERS**

- FREE** ➤ 30 Day Trial  
**FREE** ➤ Product Catalog  
**FREE** ➤ 1 Year Warranty

**100% MONEY BACK GUARANTEE**




Let us point you in the right direction ...

**Arrow Technologies**  
 Omaha, Nebraska

TOLL FREE  
**888-554-ARROW**  
**888-554-2776**

**ELECTRONIC COMPONENTS**



Visit our web site!  
**www.mouser.com**

FREE catalog is available on the internet, CD-ROM, or in paper!

- 70,000+ Products
- 145 Suppliers
- Same Day Shipping
- No Minimum Order

**800-992-9943**

817-483-6828 Fax: 817-483-0931  
 www.mouser.com catalog@mouser.com

958 North Main St., Mansfield, TX 76063

CIRCLE 318 ON FREE INFORMATION CARD

**EZ-EP DEVICE PROGRAMMER - \$169.95**

Check Web!! -- **www.m2l.com**

- Fast** - Programs 27C010 in 23 seconds
- Portable** - Connects to PC Parallel Port
- Versatile** - Programs 2716-080 plus EE and Flash (28F,29C) to 32 pins
- Inexpensive** - Best for less than \$200

- Correct implementation of manufacturer algorithms for fast, reliable programming.
- Easy to use menu based software has binary editor, read, verify, copy, etc. Free updates via bbs or web page.
- Full over current detection on all device power supplies protects against bad chips and reverse insertion.
- Broad support for additional devices using adapters listed below.

Available Adapters

- EP-PIC (16C5x,61,62x,71,84) \$49.95
- EP-PIC64 (62-5,72-4) \$39.95
- EP-PIC12 (12C50x) \$39.95
- EP-PIC17 (17C4x) \$49.95
- EP-51 (8751, C51) \$39.95
- EP-11E (68HC11 EJA) \$59.95
- EP-11D (68HC711D3) \$39.95
- EP-16 (16bit 40pin EPROMs) \$49.95
- EP-Z8 (286E02, 3,4,6,7,8) \$39.95
- EP-SEE2 (93x,24x,25x,85x) \$39.95
- EP-750 (87C750,1,2) \$59.95
- EP-PEEL (ICT2x10,18v8) \$59.95
- EP-1051 (89C1051,2051) \$39.95
- EP-PLCC (PLCC EPROMs) \$49.95
- EP-SOIC (SOIC EPROMs) \$49.95

**M<sup>2</sup>L Electronics**

310/837-7818 Fax/BBS: 310/841-6060  
 3526 Jasmine #4; Los Angeles, CA 90034  
 CA orders add 8.25% sales tax.  
<http://www.m2l.com>



# Roger's Systems Specialist

## 800-366-0579

"We Have Great Connections"

Computer - Communications  
Network - Audio - Video

www.rogerssystems.com

### MONITOR CABLES

6' HD15 TO 5 BNC  
MALE TO MALE  
CC-VGA-5BNC  
\$12.00 EA



### CD Jewel Case Replacement for original case



#TM-CD1  
\$.40 each

### Parallel Port

DB25 Female to 26 pin socket



#CN-702  
\$.50 each

### HARD DISK DRIVE COOLER

-IVORY COLOR,  
FITS IN 5 1/4" BAY-

TM-FAN-HDD

\$14.00 EA



### IEEE-1284 CABLES

10' DB25 TO CENTRONICS  
MALE TO MALE  
FOR HP, EPSON,  
CANON AND OTHERS  
CC-PR1-1284

\$9.00 EA



### Magnetic Mount Antenna

Standard TNC  
connector,  
Portable,  
12 in. tall,  
long cord

ONLY  
\$7.50



### ANDREA HEADPHONES W/MICROPHONE

-NOISE CANCELLING  
MICROPHONE-  
-USE WITH LEFT  
OR RIGHT EAR-



#TM-165-MONO \$6.00 each



### CPU FAN

FOR COOLING  
PENTIUM II  
PROCESSORS  
-BALL BEARING  
W/SENSOR WIRE-

TM-FAN-PENT2

\$16.00 EA

### Microphone

Stick-on monitor or clip on or  
stick on shirt 6 ft. cord;  
condenser mic.



#TM-MIC-2  
\$2.00 each  
100/\$1.00



### Multimedia

Microphone  
Slim-desktop  
microphone

TM-MIC-3 \$3.00 EA

### Designer Mouse

3-button serial mouse  
driver included

TM-290 \$6.00 each

### MULTIMETERS

ANALOG  
VOLT-OHM  
W/LEADS  
TM-325  
\$6.00 EACH

CALL TODAY FOR  
A FREE COPY OF OUR  
1998 CATALOG WITH  
OVER 200 NEW  
PRODUCTS!

### FLOPPY DISK FILE

HOLDS 100 DISCS  
W/ KEYLOCK



#TM-DSC-3  
\$4.00 each


### 1" CASE STICKERS

ASSORTED CASE STICKERS  
TO PLACE IN EMPTY SPACE  
ON FRONT OF  
COMPUTER CASES!

ONLY \$1.00 EACH

DIGITAL  
MULTIMETER  
W/LEADS  
TM-330  
\$15.50 EACH

DIGITAL  
MULTIMETER  
AUTO RANGE  
W/ LEADS  
TM-332  
\$59.00 EACH



### IEEE-1284

### AUTO SWITCH

1-computer to 2-devices

or

2-computers to 1-device

File transfer feature  
no power needed  
software included  
works with HP printers

\$64.00 EA

NEW



DS-212-IEEE



Local 805-295-5577 Remember, We Have Great Connections...For You! FAX 805-295-8777

\$10.00 minimum order required • Add \$4.50 shipping for pre-paid orders  
California residents add 8.25% tax • eMail sales@rogerssystems.com

Call for quantity discounts • No out of state checks accepted • Most orders shipped same day!

24895 Avenue Rockefeller, Valencia, CA 91355

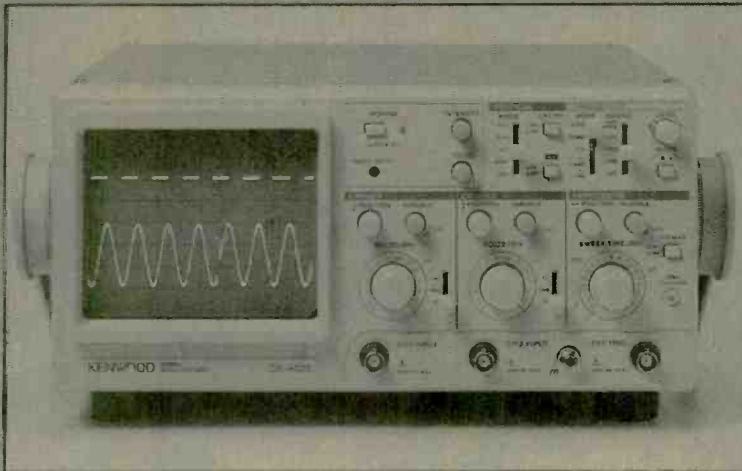


CIRCLE 334 ON FREE INFORMATION CARD

www.americanradiohistory.com

# KENWOOD

*...from the company you've  
been listening to for years...*

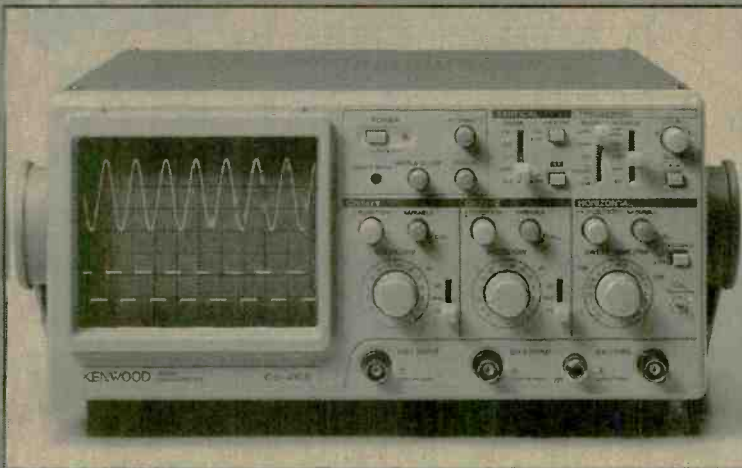


2-Channel, 20-MHz

## CS-4125

Regular \$595

### Sale \$389



2-Channel, 40-MHz Oscilloscope


## CS-4135

Regular \$855

### Sale \$685

***Hybrid IC Technology is the Key to the High  
Quality and High Reliability at Low Cost!***

- **FIX SYNCHRONIZATION** detects the trigger level automatically for the acquisition of stationary waveforms without complicated sync level adjustments.
- **VERT MODE TRIGGERING** enables the acquisition of stationary waveforms for both CH1 and CH2 even when the input signals to the two channels have different frequencies.
- **HIGH WITHSTAND INPUT** voltage of 400V (800V<sub>p-p</sub>).
- **RELAY ATTENUATORS** are provided for reliable logic switchover.
- **SCALE ILLUMINATION** (CS-4135 only)
- **DIMENSIONS** (WxHxD): 300(343) x 140(150) x 415(430)mm ( ) including protrusion.  
WEIGHT: approx. 7.2kg (CS-4135) approx. 7kg (CS-4125)



**PRINT**<sup>™</sup>  
Products International

**Call for your free 84 page test instrument catalog today!!!  
8931 Brookville Road \* Silver Spring, Maryland \* 20910**

**\* Phone 800-638-2020 \* Fax 800-545-0058 \* [www.prodintl.com](http://www.prodintl.com)**



Ask for a free copy of the 1998-99 Newnes catalog, Item #645.

# Newnes

Publishers for the Electronics Industry

Buy more than 1 book and take 15% off total order

### Newnes Circuit Series by Rudolf F. Graf

**Amplifier Circuits**  
Rudolf F. Graf  
0-7506-9877-2  
Paperback  
208pp  
\$19.95

**Converter and Filter Circuits**  
Rudolf F. Graf  
0-7506-9878-0  
Paperback  
192pp  
\$19.95

**Detector Circuits**  
Rudolf F. Graf  
0-7506-9879-9  
Paperback  
224pp  
\$19.95

**Measuring Circuits**  
Rudolf F. Graf  
0-7506-9882-9  
Paperback  
240p  
\$19.95

**Oscillator Circuits**  
Rudolf F. Graf  
0-7506-9883-7  
Paperback  
192pp  
\$19.95

**VCR Troubleshooting & Repair**  
Gregory B. Spitzer, Robert C. Brennan  
Third Edition  
0-7506-9940-X  
Paperback  
356pp • \$27.95

**Understanding Automotive Electronics**  
Peter A. Ebersole  
0-7506-7008-8  
Paperback  
392pp • \$29.95

**DESIGNUS MAXIMUS UNLEASHED**  
Clive "Max" Maxwell  
0-7506-9089-5  
Paperback w/CD  
448pp • \$39.95

**Video Scrambling & Descrambling for Satellite & Cable TV**  
0-7506-9945-0  
Paperback  
256pp • \$24.95

**MICROWAVE AND WIRELESS COMMUNICATIONS TECHNOLOGY**  
Joseph J. Carr  
0-7506-9707-5  
Paperback  
432pp • \$47.95

**Understanding Telephone Electronics**  
0-7506-9944-2  
Paperback  
367pp • \$24.95

**DESIGN IDEAS ON CD-ROM EDN**  
0-7506-9858-6  
Software  
\$39.95

**MODERN BATTERIES**  
An Introduction to Rechargeable Batteries  
0-7506-7092-4  
Paperback  
352pp • \$44.95

**THE ART OF NEAR FIELD ELECTRONICS**  
0-7506-3746-3  
Paperback  
352pp • \$39.95

**THE ART AND SCIENCE OF Analog Circuit Design**  
0-7506-7062-2  
Paperback  
416pp • \$29.95

**Setting Up and Troubleshooting Windows PCs**  
Michael F. Ieraczo  
0-7506-9772-5  
Paperback  
448pp • \$34.95

**BASIC Stamp**  
0-7506-9891-8  
Paperback  
208pp • \$32.95

**CRASH COURSE in ELECTRONICS TECHNOLOGY**  
Louis F. Frenzel, Jr.  
0-7506-9710-5  
Paperback w/disk  
392pp • \$36.95

**FF Circuit Design**  
0-7506-9946-9  
Paperback  
176pp • \$24.95

**Valve Amplifiers**  
Morgan Jones  
0-7506-2337-3  
Paperback  
272pp • \$42.95

Please send me the book(s) listed below. (Buy more than one, and take 15% off the total order.)

Write book number(s) here:

--	--

Mail your order to: Butterworth-Heinemann, Fulfillment Center, 225 Wildwood Ave., Woburn, MA 01801 USA

Name \_\_\_\_\_

Address \_\_\_\_\_

City \_\_\_\_\_ State \_\_\_\_\_ Zip \_\_\_\_\_

Phone \_\_\_\_\_ Fax \_\_\_\_\_

E-mail \_\_\_\_\_

Visit our web site: <http://www.bh.com>

Phone: 1-800-366-BOOK Fax: 1-800-446-6520

E-mail your order to [orders@bhusa.com](mailto:orders@bhusa.com)

- I have enclosed a check for \$ \_\_\_\_\_  
 Please charge my:  
 Visa  MasterCard  American Express

Card no. \_\_\_\_\_ Exp. date \_\_\_\_\_

Signature \_\_\_\_\_

**U.S. Customers:** Please add \$4.00 handling fee for the first item ordered, \$1.50 for each additional item, to all check and credit card orders. Billed orders will be charged additional shipping based on weight and destination. All U.S. orders must include your state sales tax. Prepayment or company purchase order is required for all orders. Prices subject to change without notice.

**Canadian Customers:** Please pay by credit card or in U.S. funds and include 7% GST on books and handling.

**European Customers:** Add £2.00 UK and surface postage.  Check for Air Mail; extra cost will be charged.

An imprint of Butterworth-Heinemann

TS235

CIRCLE 309 ON FREE INFORMATION CARD

**BLOWOUT!**

# TIMELINE INC.

Over 11 years and 29,000 customers and still growing

**BLOWOUT!**

### LIQUID CRYSTAL DISPLAYS

**240x64 dot LCD with built-in controller.**  
 AND 4021 ST-EO. Unit is EL back-lit. \$59.<sup>00</sup> or 2 for \$109.<sup>00</sup> or  
 OPTREX. DMF5005 (non back-lit) \$49.<sup>00</sup> or 2 for \$89.<sup>00</sup>  
 20 character x 8 line 7/8L x 2 1/2H  
 The built-in controller allows you to do text and graphics.

### Alphanumeric—parallel interface

16x1.....\$7.00	20x2.....\$10.00	32x2.....\$8.00
16x1 (lg. char.)....\$10.00	20x4.....\$15.00	40x1.....\$8.00
16x2.....\$7.00	20x4 (lg. char.)....\$10.00	40x2.....2 for \$20.00
16x2 (lg. char.)....\$10.00	24x2.....\$10.00	40x4.....\$20.00
16x4.....\$15.00	32x4.....\$10.00	4x2.....\$5.00

5V power required • Built-in C-MOS LCD driver & controller • Easy "microprocessor" interface • 98 ASCII character generator • Certain models are backlit, call for more info.

### Graphics and alphanumeric—serial interface

size	Mfr.	price	size	Mfr.	price
640x480 (backlit)	Epson	\$25.00	480x128	Hitachi	\$10.00
640x400 (backlit)	Panasonic	\$20.00	256x128	Epson	\$20.00
640x200	Toshiba	\$15.00	240x128 (backlit)	Optrex	\$20.00
480x128 (backlit)	ALPS	\$10.00	240x64	Epson	\$15.00
			160x128	Optrex	\$15.00

**6" VGA LCD 640X480, Sanyo LMDK55-22 \$25.<sup>00</sup>**

### LASER PRODUCTS

**HeNe Laser Head (10mW max. output) TEM00, 15.5" long MFG: NEC \$89.<sup>00</sup>**

**Laser Power Supply (for HeNe tube) \$79.<sup>00</sup>**

**LASER SCANNER ASSEMBLY \$19.<sup>00</sup>**

Assembly intended for a laser printer. Includes laser diode, polygon motor (6 sided) and misc. optics and lenses.

**LASER DIODE (5mW) with collimator \$20.<sup>00</sup>**

**VISIBLE LASER DIODE: 5mw at 670nm \$15.<sup>00</sup>**

Index guided. Threshold current 40 ma typical.

**3 and 4mW, 1,300nm LASER DIODES, 5.6mm package, \$15.<sup>00</sup>**  
**Mitsubishi Electric part number ML701BIR-E21A, General specs are:**  
 1. Vop=1.25, Beam Divergence 25.6° x 28.6°; 2. Tc=24°C, Iop=19 to 20mA,  
 ITH=10.7mA; 3. Wavelength range between 1,280nm and 1,330 nm

**POLYGON MOTOR UNIT & DRIVER \$69.<sup>00</sup>**

Ten-sided first surface mirror mounted on an armature that spins at 125 revolutions per second yielding a beam sweep rate of 1250 sweeps per second. The driver for the polygon unit requires 24 volts and plus and minus 12 volts to operate. There is also an f-beta lens in front of the polygon scanning mechanism with a three inch diameter. Great for optical experiments, etc. Very high quality units. MFR: JAPAN ELECTRONICS)

### POS & BAR CODE

**MAGNETIC CARD READER \$25.<sup>00</sup>**

Includes: • 20 character dot matrix display with full alpha-numeric capability • keypad with full alpha-numeric entry • separate 7.5 VDC/0.5 Amp power supply • standard telephone interface extension cord • lithium battery and flat-cone speaker.

**HP bar code wand (HBCS 2300).....\$25.00**

### POWER SUPPLIES

**SWITCHING POWER SUPPLIES \$12.00 or 2 for \$20.00 115/230 Volts**  
**73 WATT (2) 4 pin power connectors attached • Dim: 8.5" L x 4.5" W x 2" H**  
 Output: +5V @ 2.975 A, +12V @ 0.1-1.5 A, -5V @ 0.0-0.4 A, -12V @ 0.0-0.5 A  
**60 WATT Dim: 8 1/2 x 4 1/2 x 3 • Output: 5V @ 6A + 12V @ 1A • 5V @ 1A - 12V @ 1A**

### CHARGE COUPLED DEVICES



**"The Spy In The Sky" \$29.<sup>00</sup> MATRIX TYPE**

**Thomson 576X550 pixel CCD**

400-1, 100nm resolution and responsivity. \$500<sup>00</sup> Original cost device

**Sony CCD imager - designed for black and white composite video cameras. Picture elements: 384 (H) x 491 (V) \$29.<sup>00</sup>**  
 Chip size 10.7 (H) x 9.3 (V) mm<sup>2</sup> • Unit cell size 23.0 (H) x 13.4 (V) um<sup>2</sup>.  
 Ceramic 24 pin DIP package • Mfr: Sony, Part# 016AL

**4096 element CCD \$15.00**

**LINEAR TYPE**

**1024 element CCD \$10.00**

**2048 element CCD \$10.00 • 1728 element CCD \$10.00**

### MISCELLANEOUS

**ADAPTEC 4070A (RL) OR 4000A (MFM), SCSI Controller, your choice \$25.<sup>00</sup>**

**IBM 370 option XT and AT emulation boards \$25.<sup>00</sup>**

**2539 W. 237th Street, Bldg. F, Torrance, CA 90505**

Order desk only: **USA: (800) 872-8878 CA: (800) 223-9977**

L.A. & Technical Info: **(310) 784-5488 Fax: (310) 784-5900**

**OEM INQUIRIES WELCOME**

### MONITORS

**Non-Enclosed TTL**

Comes with pinout. 12V at 1.4 Amp input • Horizontal frequency 15Khz. • Ability to do 40 and 80 column.

**5 inch Amber \$25.00 • 7 inch Amber \$25.00**  
**9 inch Amber or Green \$25.00**

**5" COLOR MONITOR \$39.<sup>00</sup>**

• Flat Faceplate • 320 x 200 Dot Resolution • CGA & Hercules Compatible  
 • 12 VDC Operation • 15.75 KHz Horiz. Freq. • 60 Hz Vert. Sync. Freq.  
 • Open Frame Construction • Standard Interface Connector • Degaussing Coil included • Mfr. Samtron



**9" COLOR SVGA MONITOR \$249.<sup>00</sup>**

Fully Enclosed - Tilt and swivel type.

### HACKER CORNER

**EMBEDDED 486 COMPUTER \$99.<sup>00</sup>**

Complete enhanced Intel 486SX-33 based computer in ultra small (9-7/8L x 6-5/8W x 3-1/8H) case. Ideal for embedded operations or as a second computer. Features include: • One 16 bit ISA slot • 3 serial ports plus dedicated printer port • Parallel optical coupled adapter port • Built in IBM PC/AT keyboard port • On board VGA video and port • Uses standard SIMM up to 32 MB • BIOS is PC/AT compatible

Unit has a backup Ni-Cd battery system in case of power failure (5 min. backup time) and lockable front cover to prevent floppy drive access. Mounting / interface provisions for standard 3.5" laptop floppy and 2.5 inch hard drives. Comes with very comprehensive manual.

**Encased Spread Spectrum RF Modem \$199.<sup>00</sup>**

The ProxLink Radio Module is a small communication device which replaces cables between RS-232 devices with wireless RF (Radio Frequency) technology. Attaching a pair of ProxLinks to any two devices with three wire asynchronous RS-232 ports allows wireless data transmission at rates up to 19.2 Kbaud (full duplex) over a range of 500 - 800 feet. Modules use 900 MHz spread spectrum radio for communication which does not require an FCC site license. A variety of configuration information (radio channel, baud rate, serial port configuration, etc.) can be programmed into module's non-volatile memory by host PC to provide compatibility and avoid overlapping systems. Configuration changes are supported by menu driven, on-board software. Commonly used Terminal Emulation software and transfer protocols can be used for configuring modules and transferring data between computers. ProxLinks require only 6-9 VDC (350 mA), RS-232 (9 pin sub - D) interface, and small (~ 4") whip antenna for operation. Unit size is 4.0" x 6.5" x 0.75". Installation schematics and application details available.

**US made Micronics 486 VLB ALL in ONE \$39.<sup>00</sup> or 2 for \$69.<sup>00</sup>**

motherboard, supports 3.4 or 5V CPU, at either 25 or 33 mhz basic clock. Can use AMD or Intel from 486SX25 thru 486DX4-100 to HOT new AMD 5X86-133 cpu. On board SVGA video. On board 1 meg video ram expandable to 2 meg with ATI Moch 2 chip set. On board 2 high speed serial ports, 1 printer port, floppy and IDE hard drive controller. On board 256K cache. Uses 72 pin simm memory. Landmark speed rating of 479 with AMD chip.

Board will not fit standard All in One case because of non standard location of riser board. VLB riser board is included with motherboard.

**COLOR CCD CAMERA \$149.<sup>00</sup>**

• 12 VDC • 1/3-inch, CCD area image sensor • 514 (horizontal) x 491 (vertical) • 2:1 interlaced • 15.734 kHz (horizontal), 59.94 Hz (vertical) • 330 horizontal and 350 vertical lines • 10 lx • 1V, NTSC signal format  
 • Lens: 1/3-inch, fixed focus (F:2.8 f:5.6) • Dimensions: (W) 67 (2.63) x (H) 34 (1.45) x (D) 112.6 (4.43)

**SONY Miniature Color LCD Display (LCX005BK8) \$29.<sup>00</sup>**

• 1.4 CM (0.55 inch) Diagonal Full Color Display • Built In Horizontal and Vertical Drivers • Delta Dot Pattern for High Picture Quality - 537 dots (H) x 222 dots (V) • Compatible with NTSC & PAL Format and Sync Input • 12 VDC Operation with -1 to +17 V RGB Signal and Driver Input Voltage  
 • Excellent Display for Virtual Reality Projects, Viewfinders, and Miniature Test Equipment Displays • Pin Outs and Specification Included • Unit Requires Clock, Synchronization and Video

**CELL SITE TRANSCIVER \$49.<sup>00</sup> 2 for \$89.<sup>00</sup>**

These transceivers were designed for operation in an AMPS (Advanced Mobile Phone Service) cell site. The 20 MHz bandwidth of the transceiver allows it to operate on all 666 channels allocated. The transmit channels are 870.030-889.980 MHz with the receive channels 45 MHz below those frequencies. A digital synthesizer is utilized to generate the selected frequency. Each unit contains two independent receivers to demodulate voice and data with a Receive Signal Strength Indicator (RSSI) circuit to select the one with the best signal strength. The transmitter provides a 1.5 watt modulated signal to drive an external power amplifier. channel selection is accomplished with a 10 bit binary input via a connector on the back panel. Other interface requirements for operation are 26 VDC (unregulated) and an 18.980 MHz reference frequency for the digital synthesizer. The units contain independent boards for receivers, exciter, synthesizer, tunable front end, and interface assembly (which includes power supplies and voltage-controlled oscillator). Service manual, schematics and circuit descriptions included.

**Encased Black & White Composite CCD Camera with Adapter IR viewing to 1000 nm 7 1/2 L x 2 3/4 W x 1 3/8 H**

Comes complete with CCD camera, mounting nut on bottom of casing, 12VDC power supply. Excellent low light capability, standard RCA NTSC video out. **\$89.00**

**Great for: entryway security/remote monitoring, video conferencing/desktop video conferencing 2 for \$159.00**

This miniature camera is perfect for multimedia computer applications as well as security and surveillance. NTSC output allows use with all popular video digitizing boards for Apple Macintosh and Microsoft video for Windows. Connects directly to any composite monitor or VCR with "video" input. Its razor-sharp wide-angle lens focuses from two inches to infinity and its state-of-the-art CCD technology accurately captures 16 level grayscale images for Quick Time movies and still pictures. Records at 30 frames per second and 260 lines resolution with excellent low light capability. Uses 12VDC (adapter supplied) and standard RCA cable.

Minimum Order: \$20.00. Minimum shipping and handling charge \$5.00. We accept cash, checks, MC or VISA. No personal checks or COD's. CA residents add 8.25% sales tax. We are not responsible for typographical errors. All merchandise subject to prior sale. Phone orders welcome. Foreign orders require special handling. Prices subject to change without notice. 20% restocking fee for returned orders.

**Mark V Electronics, Inc.**  
 8019 E. Slauson Ave.,  
 Montebello, CA 90640  
 Catalog 213/ 888-8988  
 Fax 213/ 888-6868  
 http://www.mark5co.com  
 Email: mark5co@aol.com

**DIY Audio Electronic Kits**  
 Lab Equipment kits  
 Audio Enclosures & more!  
**ORDER**  
 1-800-521-MARK  
 1-800-423-FIVE

**Kit skill levels**  
 Beginner  
 Intermediate  
 Advanced  
 - Fast Shipping  
 - Quality Kits low prices  
 - In business since 1985

**SCHOOL PROJECT CORNER**  
 po orders welcome from schools

- |                                 |    |              |
|---------------------------------|----|--------------|
| Melody Generator                | ▲  | Kit \$ 13.85 |
| 6W Mini-Amplifier               | ▲  | 9.50         |
| 0-15V 5A Regulated DC PS        | ▲  | 17.50        |
| 36W Class A Power Amp.          | ▲▲ | 32.50        |
| Dynamic Noise Reduction         | ▲  | 26.00        |
| Multi-Function Control Switch   | ▲  | 10.50        |
| 20 Bar/Dot Level Display        | ▲▲ | 41.45        |
| Microphone Mixer Mono Amp.      | ▲  | 20.79        |
| Superior Electronic Roulette    | ▲  | 21.50        |
| Digital Clock with Melody Alarm | ▲▲ | 25.00        |
| Stereo Pre-Amp with Mic Amp.    | ▲  | 10.78        |
| Mini Stereo Multi-Input Amp.    | ▲  | 30.50        |
| 130-in-one Electronic Lab       | ▲  | 29.99        |

**SEE OUR CATALOG FOR MORE KITS !**


**Clearance Sale** FM Wireless TY-35 Microphone



This is a low power real FM transmitter. Transmit frequency within 88-108 MHz. Transmit range about 200 ft. It has high sensitivity sound pickup by a capacitance microphone. May be used strictly for series purposes such as remote wireless monitoring.

**Kit \$ 12.50 6.99**


**Clearance Sale** 4 1/2 Digital LED Panel Meter SM-48



This precision digital meter is a stand-alone voltmeter-ammeter or can interface with a computer! 4 1/2 digit 0.55" LED display. Temperature compensated to 100 PPM/°C. Operating temperature range is 0°C to +70°C. Outputs include BCD date, Busy and strobe. Panel reading can be latched on hold.

**Kit \$ 39.00 20.00**


**Stereo Loudspeaker Protector TY-25 ▲**



Super fast acting relay protects speakers against destructive DC voltages. Can connect directly to a power amplifier or can use a separate power supply. Has a 3 second turn-on delay to avoid turn-on thumps.

**Kit: \$ 16.75**


**Regulated DC Power Supply TR-503 ▲**



It is short circuit proof & has overload protection. Output voltage is variable over a range of 0-50 volts. Current limit trip is adjustable up to max of 3A. May use Mark V #002 transformer.

**Kit: \$ 18.75**


**Fluorescent Light Driver TY-2 ▲ (1 lb.)**



This unit drives 6-40 watts fluorescent light for portable and emergency use. Works from a 7.2 - 16 VDC battery. Includes a "Hi-Efficiency Switching Mode IC Driving Circuit" suitable for use with different lights.

**Kit: \$ 14.75 9.99**


**120-250W Mosfet Power Mono Amplifier AF-2 (6 lbs.) ▲▲**



Power Output: 250W into 4 ohms RMS(42VX2 6A transformer is used). 120W into 4 ohms RMS(33VX2 4A transformer is used). Frequency Response: 3Hz-22,000Hz. THD: <0.03%. Signal to Noise Ratio: 91dB. Sensitivity: 1V RMS at 47k. Load Impedance: 4 or 8 ohms. Power Requirement: ±46VDC 4A or ±60VDC 6A. May use Mark V model 012 Transformer. Suggested Capacitor 8,200uf 100V Model 020. Suggested Metal Cabinet LG-1925.


**Kit: \$ 89.80 76.33 Asmb. \$ 114.80**

**500-in-one Electronic Lab Kit KA-904 \$129.99**



Contains its own computer with a simple explanation of the basic(Assembler) language required for operation. Compile programs to discover how computers operate while gaining an understanding of hardware & software. With easy-to-follow manual which explains by comprehensive diagrams. Requires 4 "AA" batteries.


**300W High Power Mono Amplifier TA-3600 (5 lbs.) ▲▲▲**



Power Output: 300W into 8 ohms RMS. 540W music power into 8 ohms. Frequency Response: 10Hz-20KHz. THD: < 0.05%. Sensitivity: 1V RMS at 47K. Power Requirement: 60 to 75 VDC at 8A. May use Mark V Model 007 or 009 Transformer. Suggested Capacitor: 8,200uf 100V Model 020 Capacitor. Suggested Metal Cabinet LG-1925.

**75.65**  
**Kit: \$ 89.00**  
**Asmb. \$ 115.00**

**150MHz 8 Digit Frequency Counter SM-100 (2 lbs.)**



It is used for adjustment, test & repair of any kind of high frequency circuit products. It can give up to 8 digit of resolution for a wide frequency range 10Hz - 150 MHz. The last input frequency can HOLD on the display for future reference & comparison. The circuit structure is compact & reliable for the most updated A/D LSI circuitry. The input impedance is 1M ohm.

**Sale**  
**Kit: \$ 79.00 68.00**  
**Asmb. \$ 99.00**


**120W + 120W Pre & Main Stereo Amplifier TA-800MK2 (4 lbs.) ▲▲**



Power Output: 120W into 4 ohms RMS. 72W into 8 ohms RMS. Frequency Response: 10 - 20 KHZ. THD: < 0.01%. Tone Control: Bass ±12dB, Mid ±8dB, Treble ±8dB. Sensitivity: Phono Input, 3mV into 47K. Line, 0.3V into 47K. Signal to Noise Ratio: 86dB. Power Requirement: 40V DC @ 6A. May use Mark V Model 001 or 008 Transformer. Suggested Metal Cabinet Model LG-1924.

**Kit: \$ 62.92 61.13 Asmb. \$ 86.95**

**80W + 80W Pure DC Stereo Main Power Amplifier TA-802 (4 lbs.) ▲▲**



Power Output: 80W per channel into 8 ohms. THD: < 0.05%. Frequency Response: DC to 200 KHZ, -0 dB, -3dB @ 1W. Power Requirement: 30V AC X 2 @ 6A. May use Mark V Model 001 or 008 Transformer. Suggested Capacitor 8,200uf 50V Model 017. Suggested Metal Cabinet LG-1924

**42.45**  
**Kit: \$ 49.94**  
**Asmb. \$ 69.94**


**60 + 60W Stereo Power Amp. SM-302 (11 lbs.) ▲▲**



It provides 3 input jack pairs. One pair accept a high impedance micro-phone. The two remaining pairs are for high & low level input sources. Power Output: 60W per channel into 4 ohms RMS. 20Hz-20KHz THD:<0.1%. Input Sensitivity :Mic /Guitar 10mV, Hi 380mV, Lo 640mV. Ready to plug in when assembled.

**Kit: \$ 85.00 76.50**

**30W + 30W Pre & Main Stereo Amplifier TA-323A (1 lb.) ▲**



Power Output: 30W into 8 ohms RMS per channel. THD: < 0.1% from 100 HZ to 10 KHZ. Sensitivity: Phono 3mV @ 47K. Tuner, Tape 130mV @47K. Signal to Noise ratio: 80dB. Power Requirement: 22 to 36V AC, 3A. May use Mark V Model 002 Transformer. Suggested Cabinet LG-1684.

**29.25**  
**Kit: \$ 32.50**  
**Asmb. \$ 50.50**


**Metal Cabinets Aluminum Front Panel**

LG-1273	3x12x7"	(4 lbs.)	\$ 26.50
LG-1684	4x16x8"	(7 lbs.)	32.50
LG-1924	4x19x11 1/2"	(10 lbs.)	38.25
LG-1925	5x19x11 1/2"	(10 lbs.)	42.00
LG-1983	2 1/2 x 19 x 8"	(7 lbs.)	35.25
LG-1927	7x19x11 1/2"	(15 lbs.)	52.50

**Transformers (5-12 lbs.) \*\*Toroidal Transformers**

# 001	28V/30V x2	6A	\$ 30.00
# 002	36V x2	3A	25.00
# 003	40V x2	6A	32.00
# 008**	28V/30V x2	6A	42.00
# 009**	48/53V x2	8A	68.00
# 012**	33/40/42V x2	6A	52.00

**300-in-one Electronic Lab Kit ▲▲**



**Best Buy**  
 Learn about transistors, capacitors & electronic circuits. Build electronic games, battery checker & more. It even includes a breadboard for adding your own components. Complete with easy-to-follow manual. Requires 6 "AA" batteries. (6 lbs.)

**\$ 89.99 49.99**

Minimum order: \$ 20.00. We accept Visa, MasterCard, Money Orders, and Checks(allow 2 weeks for clearance). We ship by UPS ground inside US (min \$6.00) and ship by US mail outside US. Please call our operator for orders over 2 lbs. or foreign orders.

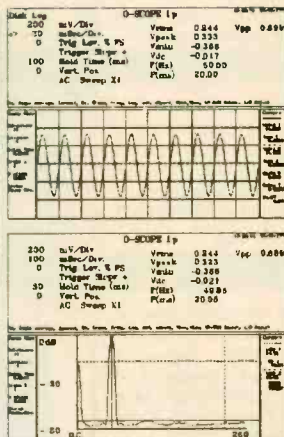
CIRCLE 325 ON FREE INFORMATION CARD

# DIGITAL STORAGE OSCILLOSCOPES

WITH  
SPECTRUM  
ANALYZER,  
DVM, FREQ.  
COUNTER,  
AND DATA  
LOGGER.

from  
**\$189.**

PORTABLE  
MODULES  
CONVERT PC'S  
INTO  
MULTIPURPOSE  
TEST AND  
MEASURING  
INSTRUMENTS.



Why lug a scope around? Toss one of our modules into your laptop case or tool kit. For a multi-purpose test device, plug to a PC parallel port and use the PC screen. Continuous, delayed, or triggered sweeps can be frozen on the screen, printed out, or saved to disk. Frequency Spectrums DC to 25 MHz.

Allison now provides PICO TECHNOLOGY Ltd. portable test equipment, including high-speed scopes, and multi channel data loggers. Pico and O-Scope modules accept standard probes and work with 286 or faster PC's.

### FEATURES:

- PORTABLE UNITS TO 25 MHz
- USES PRINTER PORT
- USES STD. PROBES

### OPTIONS:

- PROBE SETS
- AUTOMOTIVE PROBES
- BATTERY PACKS
- SOFT & HARD CASES

O-Scopes Made in U.S.A. Picos Made in U.K.  
Same Day Shipping  
Includes Cable, Software & Manuals

O-Scope I (DC-50KHz, single trace) .....\$189.  
O-Scope II (DC-500KHz, dual trace) .....\$349.  
PICO (ADC 200/20) (DC-10MHz, dual trace) .....CALL  
PICO (ADC 200/50) (DC-25MHz, dual trace) .....CALL

PICO pc based data loggers from \$99.  
Shipping within U.S. UPS Ground \$7.50(Second day \$11.50)

SEND CREDIT CARD INFO., M.O., or CHECK, OR CALL

**1-800-980-9806**


**Allison Technology Corporation**

8343 CARVEL, HOUSTON, TX. 77036 U.S.A.  
PHONE: 713-777-0401 FAX: 713-777-4746 BBS: 713-777-4753

<http://www.atcweb.com>

# World Passing You By?

Are you interested in Microprocessors & Embedded Control Systems? If not you should be! Look around, just about everything these days has an embedded microprocessor in it. TVs, cars, radios, traffic lights & even toys have embedded computers controlling their actions. The Primer Trainer is the tool that can not only teach you how these devices operate but give you the opportunity to program these types of systems yourself. Examples & exercises in the Self Instruction manual take you from writing simple programs to controlling motors. Start out in Machine language, then move on to Assembler, & then continue on with optional C, Basic, or Forth Compilers.



So don't be left behind; this is information you need to know!

### Examples Include:

- Measuring Temperature
- Using a Photocell to Detect Light Levels
- Making a Waveform Generator
- Constructing a Capacitance Meter
- Motor Speed Control Using Back EMF
- Interfacing and Controlling Stepper Motors
- Scanning Keypads and Writing to LCD/LED Displays
- Bus Interfacing an 8255 PPI
- Using the Primer as an EPROM Programmer
- DTMF Autodialer & Remote Controller (New!)

The PRIMER is only \$119.95 in kit form. The PRIMER Assembled & Tested is \$169.95. This trainer can be used stand alone via the keypad and display or connected to a PC with the optional upgrade (\$49.95). The Upgrade includes: an RS232 serial port & cable. 32K of battery backed RAM, & Assembler/Terminal software. Please add \$5.00 for shipping within the U.S. Picture shown with upgrade option and optional heavy-duty keypad (\$29.95) installed. Satisfaction guaranteed.

# EMAC, inc.

11 EMAC WAY, CARBONDALE, IL 62901  
618-529-4525 Fax 457-0110 BBS 529-5708  
World Wide Web: <http://www.emacinc.com>

1985 - 1998  
OVER  
**12**  
YEARS  
OF SERVICE

## CONTROL RELAYS • LIGHTS • MOTORS MEASURE TEMPERATURE • PRESSURE • LIGHT LEVELS • HUMIDITY INPUT SWITCH POSITIONS • THERMOSTATS • LIQUID LEVELS

MODEL 30 ..... \$79



- PLUGS INTO PC BUS
- 24 LINES DIGITAL I/O
- 8 CHANNEL
- 8 BIT A/D / IN
- 12 BIT COUNTER
- UP TO 16K SMP/SEC

MODEL 45 ..... \$189



- RS-232 INTERFACE
- 8 DIGITAL I/O
- 8 ANALOG INPUTS
- 2 ANALOG OUTPUTS
- 2 COUNTERS-24 BIT

MODEL 100 ..... \$279



- 12 BIT 100 KHZ A/D
- 4 ANALOG OUTPUTS
- 3 TIMER COUNTERS
- 24 DIGITAL I/O

MODEL 150-02 .... \$179



- RS-232 INTERFACE
- TRMS, 20 AMPS
- 12 BIT A/D
- OPTO-ISOLATED
- COMPLETE DMN

MODEL 40 ..... \$99



- RS-232 INTERFACE
- 28 LINES DIGITAL I/O
- 8 ANALOG INPUTS
- PWM OUTPUT

MODEL 70 ..... \$239



- RS-232 INTERFACE
- 18 BIT A/D
- 5.5 DIGIT
- UP TO 60 SMP/SEC

# Prairie Digital, Inc.

PHONE 608-643-8599 • FAX 608-643-6754  
846 SEVENTEENTH STREET • PRAIRIE DU SAC, WISCONSIN 53578



## NEW LITERATURE

continued from page 34

tems, as well as optical tools and vacuums. Accessories and items for computers, networks, and telecommunications are also included. Hewlett-Packard products are covered in a separate section.

Each item is accompanied by a full-color photo. A complete index is found at the back of the catalog.

## Net Guide: Your Complete Guide to the Internet and Online Services

by Michael Wolff  
Dell Publishing  
1540 Broadway  
New York, NY 10036  
Tel: 212-782-8664  
Fax: 212-782-9341  
**\$7.99**



CIRCLE 341 ON FREE INFORMATION CARD

In March 1996, a Nielsen survey found that 56 million people in the U.S. and Canada have access to the Internet. At this growth rate, over 50% of the U.S. population will be Internet users by the year 2000. With as many as 50,000 new Web sites beginning each day, Net-users will welcome this moderately priced, easy-to-use resource guide to Internet services and sites.

It is a comprehensive volume divided into helpful sections that provide simple, practical advice about surfing the Net: from choosing a modem to finding the right online service to locating obscure sites. Subject areas include Entertainment (movies, TV, music), Sci-Fi, Fun & Games (comics, cartoons, video games), Home & Health, The Digital World, Virtual Newsstand, Politics & Government, and Dollars & Sense (personal finance and taxes).

Over 5000 online sites are included. In addition to other subject areas, hundreds of Internet addresses for current information on topics ranging from TV shows to literature are provided.

This book is the first in Dell's series of Internet guidebooks: *NetSci-Fi*, *NetStudy*, *NetSports*, *NetMoney*, and *NetDoctor*. All of them are shorter guides

to the best sites to visit in their particular interest area, and they all include commentary and site reviews.

## Tools, Test Equipment and Supplies—1998 Edition

Contact East, Inc.  
335 Willow Street  
N. Andover, MA 01845  
Tel: 978-682-2000  
Fax: 978-688-7829  
Web: [www.contacteast.com](http://www.contacteast.com)

Free



CIRCLE 342 ON FREE INFORMATION CARD

Designed for engineers, managers, technicians, and hobbyists, this catalog is filled with hundreds of new test instruments and tools. Featured are quality products from brand-name manufacturers for testing, repairing, and assembling electronic equipment. New product highlights include Fluke's redesigned 70 "Series III" DMMs; Tektronix' TDS "600 Series" digital real-time oscilloscopes; and Metcal rework stations. Complete specifications are given for each product.

There is a full selection of DMMs, portable and bench-top digital storage scopes, custom tool kits, power supplies, EPROM programmers, soldering and desoldering equipment, and breadboards. In addition, heat guns, measuring tools, adhesives, and precision hand tools are covered, as well as reference books. Also included are the popular lines of communication test equipment, ESD-protection products, ozone safe cleaners, magnifiers, inspection equipment, workbenches, tool cases, and more.

## Oracle8, The Complete Reference

by George Koch and Kevin Loney  
Osborne/McGraw Hill  
2600 Tenth Street  
Berkeley, CA 94710  
Tel: 800-264-4729 or 510-549-6600

**BooksNow** To order books in this magazine or, any book in print. Please call anytime day or night: (800) BOOKS-NOW (266-5766) or (801) 261-1187 ask for ext. 1454 or visit on the web at <http://www.BooksNow.com/electronicnow.htm>. Free catalogs are not available.

Fax: 510-549-6603  
Web: [www.osborne.com](http://www.osborne.com)  
**\$59.99**



CIRCLE 343 ON FREE INFORMATION CARD

This expanded reference guide gives in-depth coverage of object technology. It is the single most comprehensive sourcebook/CD-ROM package available for Oracle Server. Giving complete, encyclopedic coverage of Oracle Server software releases 7 through 8, this volume will be invaluable for database administrators, developers, programmers, and high-end users.

Divided into six logical parts, this special hard-cover edition contains over 200 pages of new material. Quick, easy-to-follow references to critical database concepts and new features of the program provide a handy guide to readers.

This edition covers new material on implementing object technology in Oracle8, an introduction to database concepts, detailed information on how to develop applications with Oracle Context, and a complete presentation of SQL, including a new chapter on operations for beginning users. Other material includes "A Hitchhiker's Guide to the Oracle Data Dictionary," an alphabetical command reference that lists the syntax and sample usage for each command, and an easy-to-reference list of the downloadable tables used in the book.

The included companion CD-ROM for Windows 3.1 and Windows 95 offers a fully searchable electronic version of the book, which will give readers quick and convenient access to all its information. The CD contains all of the tables, code, and examples from the book, which were previously sold separately. **EN**

# POPTRONIX®

Online Edition

We're on the web **FREE**

<http://www.poptronix.com>

# USE ELECTRONICS NOW CLASSIFIEDS

READ BY ELECTRONIC BUYERS AND SELLERS AND TRADERS

## INSTRUCTIONS FOR PLACING YOUR AD!

### HOW TO WRITE YOUR AD

**TYPE or PRINT** your classified ad copy **CLEARLY** (not in all capitals) using the form below. If you wish to place more than one ad, use a separate sheet for each additional one (a photo copy of this form will work as well). Place a category number in the space at the top of the order form (special categories are available). If you do not specify a category, we will place your ad under miscellaneous or whatever section we deem most appropriate.

We cannot bill for classified ads. **PAYMENT IN FULL MUST ACCOMPANY YOUR ORDER.** We do permit repeat ads or multiple ads in the same issue, but in all cases, full payment must accompany your order.

### WHAT WE DO

The first word and company name of each ad are set in bold caps at no extra charge. No special positioning, centering, dots, extra space, etc. can be accommodated.

### RATES

Our classified ad rate is \$2.50 per word. Minimum charge is \$37.50 per ad per insertion (15 words). Any words that you want set in bold are each .40 extra. Indicate bold words by underlining. Words normally written in all caps and accepted abbreviations are not charged anything additional. State abbreviations must be post office 2-letter abbreviations. A phone number is one word.

If you use a **Box** number you must include your permanent address and phone number for our files. **ADS SUBMITTED WITHOUT THIS INFORMATION WILL NOT BE ACCEPTED.**

For firms or individuals offering Commercial products or Services. **Minimum 15 Words.** 5% discount for same ad in 6 issues within one year; 10% discount for same ad in 12 issues. **Boldface** (not available as all caps), add .40 per word additional. **Entire ad in boldface**, add 20%. **Tint screen behind entire ad**, add 25%. **Tint screen plus all boldface ad**, add 45%. **Expanded type ad**, add \$4.00 per word.

**General Information:** A copy of your ad must be in our hands by the 13th of the fourth month preceding the date of issue (i.e. Sept issue copy must be received by May 13th). When normal closing date falls on Saturday, Sunday or Holiday, issue closes on preceding work day. Send for the classified brochure.

### DEADLINES

Ads not received by our closing date will run in the next issue. For example, ads received by November 13 will appear in the March issue that is on sale January 17. **ELECTRONICS NOW** is published monthly. No cancellations permitted after the closing date. No copy changes can be made after we have typeset your ad. **NO REFUNDS**, advertising credit only. No phone orders.

### CONTENT

All classified advertising in **ELECTRONICS NOW** is limited to electronics items only. All ads are subject to the publishers' approval. **WE RESERVE THE RIGHT TO REJECT OR EDIT ALL ADS.**

**AD RATES:** \$2.50 per word, Minimum \$37.50

Send you ad payments to:

**ELECTRONICS NOW 500 Bi-County Blvd, Farmingdale, NY 11735-3931**

## CATEGORIES

100 -- Antique Electronics	270 -- Computer Equipment Wanted	450 -- Ham Gear Wanted	630 -- Repairs-Services
130 -- Audio-Video Lasers	300 -- Computer Hardware	480 -- Miscellaneous Electronics For Sale	660 -- Satellite Equipment
160 -- Business Opportunities	330 -- Computer Software	510 -- Miscellaneous Electronics Wanted	690 -- Security
190 -- Cable TV	360 -- Education	540 -- Music & Accessories	710 -- Telephone
210 -- CB-Scanners	390 -- FAX	570 -- Plans-Kits-Schematics	720 -- Test Equipment
240 -- Components	420 -- Ham Gear For Sale	600 -- Publications	730 -- Wanted

## CLASSIFIED AD COPY ORDER FORM

Place this ad in Category # \_\_\_\_\_ Special Category \$30.00 Additional \_\_\_\_\_

1 - \$37.50	2 - \$37.50	3 - \$37.50	4 - \$37.50	29 - \$72.50	30 - \$75.00	31 - \$77.50	32 - \$80.00
5 - \$37.50	6 - \$37.50	7 - \$37.50	8 - \$37.50	33 - \$82.50	34 - \$85.00	35 - \$87.50	36 - \$90.00
9 - \$37.50	10 - \$37.50	11 - \$37.50	12 - \$37.50	37 - \$92.50	38 - \$95.00	39 - \$97.50	40 - \$100.00
13 - \$37.50	14 - \$37.50	15 - \$37.50	16 - \$40.00	Total words _____		\$2.50 per word = \$ _____	
17 - \$42.50	18 - \$45.00	19 - \$47.50	20 - \$50.00	Bold Face _____		\$0.40 per word = \$ _____	
21 - \$52.50	22 - \$55.00	23 - \$57.50	24 - \$60.00	Special Heading _____		\$30.00 = \$ _____	
25 - \$62.50	26 - \$65.00	27 - \$67.50	28 - \$70.00	Other _____		= \$ _____	

Total classified ad payment \$ \_\_\_\_\_ enclosed **TOTAL COST OF AD \$ \_\_\_\_\_**

Check  Mastercard  Visa  Discover Card # \_\_\_\_\_ Expiration Date \_\_\_\_/\_\_\_\_/\_\_\_\_

Signature \_\_\_\_\_

Name \_\_\_\_\_ Phone \_\_\_\_\_

Address \_\_\_\_\_ City State Zip \_\_\_\_\_

# MCM ELECTRONICS®

The Source For All Of Your Electronics Needs

When ordering, please provide this code: **SOURCE CODE: ENS49**

Prices Effective July 2 through Aug. 31, 1998

For over 20 years, MCM has been the leading supplier to the electronics service industry. Huge inventory, rapid delivery and competitive prices have made MCM the choice for:

- Hobbyists
- Educators
- Service Technicians
- Installers

Discover the MCM difference, call today for your free catalog.



## WinRadio™ Turn your PC into a Wideband Receiver

Highly shielded, microprocessor-controlled wide band receiver receives 500KHz to 1.3GHz, continuously (cellular blocked), in NFM, WFM, AM and SSB modes. Spectrum display shows activity on any user specified range. For Windows 3.1 or higher. Requires headphones, speakers or internal sound card.

Order # (ea.)  
**111-6000 \$499.00**



## "LinKer II"

**Telephone Line Simulators**  
Full featured bi-directional line simulator tests modems, fax machines, answering machines and standard telephones without connection to your phone lines. Caller ID version generates nine pre-programmed Caller ID messages. Meets all Bellcore specifications. Generates true dial tone (350Hz and 440Hz at -15dB) and 20Hz ring (1.5 REN).

Order #	Description	(ea.)
72-6548	LinKer II	\$229.00
72-6549	Caller ID LinKer II	379.00



## Telephone Scrambler

Eliminates the concern of eaves droppers listening to sensitive telephone conversations. Rolling code encryption renders taps, recorders and monitors useless. Eaves droppers will hear nothing but gibberish. Note: Units MUST be used in pairs. Dimensions: 5 1/2" (W) x 3" (D) x 1" (H).

Order # (ea.)  
**36-1140 \$179.00**



## Telephone Information Recorder

Clearly records both sides of a telephone conversation. Also captures and displays the outgoing number, and all incoming Caller ID information as the call is in progress and when the tape is played back. Records four hours on a standard cassette tape.

Order # (ea.)  
**36-1125 \$199.00**



## DEFENDER SECURITY

### Micro Board Camera

Miniature PC board camera measures only 1 1/4" x 1 1/4" x 1" limiting it's applications only to your imagination. 1/2" CCD image device produces over 380 lines of resolution. The built-in 3.6mm lens has a viewing angle of view of 92°. Requires 12VDC, 330mA. Composite video output, 75ohm.

Order # (ea.)  
**82-2990 \$64.95**



## DEFENDER SECURITY

### Miniature PC Board Camera with Infrared Illumination

The same features as #82-2990 plus infrared illumination, allowing it to virtually see in the dark up to 5'. Measures only 1 1/2" x 1 1/4" x 1".

Order # (ea.)  
**82-2995 \$69.95**



## Universal Test Center

Combines four of the most commonly used pieces of test equipment into one cost effective unit. Triple output power supply, 3 1/2 digit DMM, 2MHz sweep function generator and 1GHz frequency counter.

Order # (ea.)  
**72-5085 \$549.00**



## TENMA® Variable Precision Power Supply

Laboratory grade power supply provides variable output with 0-30V adjustable voltage and 0-3A adjustable current. Fine/coarse adjustments and four digit LED display provide accurate control.

Order # (ea.)  
**72-2075 \$249.00**



**FREE Catalog!**

**1-800-543-4330**

[www.mcmelectronics.com](http://www.mcmelectronics.com)

Hours: M-F 7 a.m.-9 p.m., Sat. 9 a.m.-6 p.m., EST.

**Same Day Shipping!**

In stock orders received by 5:00 p.m. (YOUR TIME), are shipped the same day.



**MCM ELECTRONICS®**

650 CONGRESS PARK DR.  
CENTERVILLE, OH 45459  
A PREMIER FARNELL Company

**SOURCE CODE: ENS49**

**CALL TOLL FREE**  
 (800) 292-7711 orders only  
 Se Habla Español

**C&S SALES**  
 EXCELLENCE IN SERVICE

LOOK FOR OTHER  
 MONTHLY SPECIALS  
 ON OUR WEBSITE

**XK-700 Digital / Analog Trainer**

Elenco's newest advanced designed Digital / Analog Trainer is specially designed for school projects. It is built on a single PC board for maximum reliability. It includes 5 built-in power supplies, a function generator with continuously sine, triangular and square waveforms and a 1560 tie point breadboard area. Tools and meter shown optional. (Mounted in a professional tool case made of reinforced metal).

**XK-700**  
**Assembled and Tested**  
**\$189.95**

**XK-700 - SEMI KIT**  
**w/ Fully Assembled PC Board**  
**\$174.95**

**XK-700K - Kit**  
**\$159.95**



Made in the USA

**Digital Multimeter**  
**Model M-1740**

**\$39.95**  
 Free Holster

- 11 functions
- Freq to 20MHz
  - Cap to 20m F
  - AC/DC Voltage
  - AC/DC Current
  - Beeper
  - Diode Test
  - Transistor Test
  - Meets UL-1244 safety specs



**DIGITAL LCR METER**  
**Model LCR-1810**

**\$99.95**

- Capacitance .1pF to 20MF
- Inductance 1µH to 20H
- Resistance .01 to 2000M
- Temperature -20°C to 750°C
- DC Volts 0 - 20V
- Frequency up to 15MHz
- Diode/Audible Continuity Test
- Signal Output Function
- 3 1/2 Digit Display



**15pc. VCR Service Tool Kit**  
**Model TK-1400**

- Inclined Base Screwdriver
- Eccentric Screwdriver
- 2mm & 3mm Fine Adjust Screwdriver
- VHS VCR Head Puller
- Retaining Ring Remover
- 3 Reversible Screwdrivers
- Spring Hook Tool
- Micro Screwdriver
- Hex Wrench Set

**Special**  
**\$24.95**



**Model M-6100**

The M-6100 is Elenco's most sophisticated meter with almost every possible feature available. The M-6100 even has a computer interface for viewing and storing data on a personal computer. It comes complete with software, RS-232 cable, test leads and manual.

**\$99.95**

**Model XP-581**

4 Fully Regulated DC Power Supplies in One Unit  
 4 DC voltages: 3 fixed - +5V @ 3A, +12V @ 1A, -12V @ 1A  
 1 Variable - 2.5 - 20V @ 2A

**\$89.95**



**Tektronix DMMs**

For high performance digital multimeters that are accurate, reliable, and rugged, the DMM900 series extends the Tektronix line of already affordable DMMs. Twice the accuracy. Up to 10 times the resolution. And a full range of capabilities that span voltage, current, and autoranging capability. All backed by the reliability of the Tektronix brand.



**912 \$179**  
**914 \$229**  
**916 \$275**

**Power Supply Kit**  
**Model XP-720K**

3 fully reg. DC supplies  
 1.5VDC - 15VDC @ 1A  
 -1.5VDC to -15VDC  
 5VDC @ 3A

Plus  
 6.3VAC @ 1A and  
 12.6VAC C.T. @1A

**\$54.95**



Available assembled Model XP-720 \$84.95

**Sweep Function Generator**  
 with built-in Frequency counter  
**Model GF-8026**

**\$225**

- Range .02Hz - 2MHz
- Sine, Square, Triangle, Pulse, Ramp
- Ext. counter 1Hz - 10MHz



**Kit Corner**

over 100 kits available

**AK-700**

**\$15.95**

Phone kit with training course  
 4 Flashing neon lights  
 See thru case



**RADIO CONTROL CAR KIT**  
**MODEL AK-870**

- 7 functions
- Remote control included

**\$24.95**

No Soldering Required



**Digital Capacitance Meter**  
**Model CM-1555**

**\$48.95**



- Capacitors from .1pF to 20M F
- 3 1/2 Digit LCD
- Zero adjust
- special insertion jack
- 1/2% basic accuracy
- Tilt stand

**Digital Audio Generator**  
 with built-in Counter  
**SG-9300**

- 10Hz - 1MHz
- Low Distortion
- Sine/Square waves
- Built-in 150MHz Frequency Counter

**\$175**



SG-9200 Analog/No counter \$119.95

**Model AM/FM-108K**  
**Transistor Radio Kit**  
 with training course

**\$29.95**



Free Stand

**35mm Camera Kit**  
 Learn all about photography  
**AK-540**

**\$14.95**



No Soldering Required

**SATELLITE FINDER**  
**Model SF-01**

- Aligns Satellite Dishes
- Range 950-2050MHz
- Compact Size
- Self Power Check



**\$39.95**

**RF Generator**  
 with Counter

**Model SG-9500 \$225**



- 100KHz - 150MHz
- Internal AM Mod of 1KHz
- RF Output 100MV - 35 MHz
- Audio Output 1KHz @ 1V rms

SG-9000 Analog/No counter \$119.95

**WE WILL NOT BE UNDERSOLD. C&S SALES, INC.**

150 W. CARPENTER AVENUE  
 WHEELING, IL 60090

FAX: (847) 541-9904 (847) 541-0710

http://www.elenco.com/cs\_sales/



15 DAY MONEY BACK  
 GUARANTEE

FULL FACTORY WARRANTY

PRICES SUBJECT TO CHANGE WITHOUT NOTICE

CIRCLE 322 ON FREE INFORMATION CARD

**Same Day  
Shipping**

**C & S SALES**  
Your one stop source for  
all your electronic needs!

CALL OR WRITE FOR OUR  
NEW FREE 64 PAGE  
CATALOG!  
(800) 445-3201

**Fluke Scopemeters**



- 123 ..... NEW ..... \$950
- 92B ..... \$1445
- 96B ..... \$1695
- 97 ..... \$1695
- 99B ..... NEW ..... \$2095
- 105B ..... \$2495

**ALL FLUKE  
PRODUCTS  
ON SALE**

**B & K PRECISION  
SCOPES**

20MHz DUAL-TRACE  
Model 2120B - 2 Year Warranty  
**Special \$375**  
Model 2125A with delayed sweep  
**\$539.95**



- 1mV/division sensitivity
- AUTONORM triggered sweep operation
- AC, TV, TVI and line coupling
- Calibrated 19 step time-base with x10 magnifier
- Compact low-profile design

**Affordable Spectrum  
Analyzers by B&K**



- 500MHz Series**    **BK2615A \$1250**  
                          **BK2620A \$1675**
- 150KHz to 500MHz
  - Dynamic Range 80dB(113dB with attenuation)
  - +20dB maximum input
  - 12.5 and 400KHz resolution bandwidth
  - 150KHz/hour stability
  - Built-in tracking generator(Model 2620A)
- 1.05GHz Series**    **BK2625A \$1925**  
                          **BK2630A \$2595**
- 150KHz to 1050MHz
  - Dynamic Range 80dB(113dB with attenuation)
  - AM & FM demod included
  - 20 and 400KHz resolution bandwidth
  - 150KHz/hour stability
  - Built-in tracking generator(Model 2630A)

**PORTABLE SEMICONDUCTOR TESTER**



**B&K 510**  
**\$199.00**

- In or out-of-order circuit tests for transistor, FETs, SCRs and darlings.

**20MHz Sweep / Function  
Generator with Freq Counter**

- B&K 4040**
- 0.2Hz to 20MHz
  - AM & FM modulation
  - Burst Operation
  - External Frequency counter to 30MHz
  - Linear and Log sweep
- \$399**
- 10MHz B&K 4017 \$309  
5MHz B&K 4011 \$239



**Quality Scopes by Elenco**  
Lowest Prices of the Year!



**60MHz**  
**DS-603 \$995**

- Analog / Digital Storage
- 20MS/s Sampling Rate
- RS232 Output

**S-1360 \$749**

- Analog with Delayed Sweep
- Component Tester

**100MHz**

**S-1390 \$895**

- Analog w/ delayed sweep
- Dual Time Base
- TV Sync



**25/30MHz**  
**DS-303 30MHz \$895**

- Analog / Digital Storage
- 20MS/s Sampling Rate
- RS232 Output

**DS-203 20MHz \$695**

- Analog / Digital Storage

**S-1330 \$439**

- 25MHz Analog
- Delayed Sweep

**S-1325 \$325**

- 25MHz Analog
- TV Sync
- 1mV Sensitivity

**Includes  
Free Dust  
Cover and  
Probes**



**40MHz**

**S-1345 \$569**

- Analog with Delayed Sweep
- Component Tester

**S-1340 \$475**


- Analog / TV Sync
- 1mV Sensitivity

**2 Year  
Warranty**

**Fluke Multimeter Specials**

 <b>F-73III</b> <b>\$115</b> List \$129	 <b>F-75II</b> <b>\$129</b> List \$149	 <b>F-79II</b> <b>\$175</b> List \$199	 <b>F-87</b> <b>\$289</b> List \$335
---	--	--	--

**B&K Precision Multimeter Specials**

 <b>Model 878</b> <b>\$219.95</b>	 <b>Model 5390</b> <b>\$295.00</b>
--	---

- Accurately measures capacitance, resistance and inductance.
- Measures dissipation factor of capacitors and Q of inductors.
- Simultaneously displays measured value and Q or dissipation factor.
- Displays the difference between measures and reference values.

- 50,000 count
- 0.025% DCV
- 0.07% ohms
- Min/Max/Avg
- True RMS, AC, or AC+DC
- 100kHz AC response
- Capacitance to 30,000µF
- Frequency, duty cycle, pulse width
- dB across 1 tc 10k
- Disturbance Indicator
- Autograph, bargraph with zoom
- Sealed case, Splashproof
- IEC 1010, class 2 safety compliance

**MX-9300**

**Four Functions in One Instrument**

**Features:**

- One instrument with four test and measuring systems:
  - 1.3GHz Frequency Counter
  - 2MHz Sweep Function Generator
  - Digital Multimeter
  - Digital Triple Power Supply
- 0-30V @ 3A, 15V @ 1A, 5V @ 2A



**\$459.95**

**GUARANTEED LOWEST PRICES**

**C&S SALES, INC.**

150 W. CARPENTER AVENUE  
WHEELING, IL 60090  
FAX: (847) 541-9904 (847) 541-0710  
[http://www.elenco.com/cs\\_sales/](http://www.elenco.com/cs_sales/)



**15 DAY MONEY BACK  
GUARANTEE**

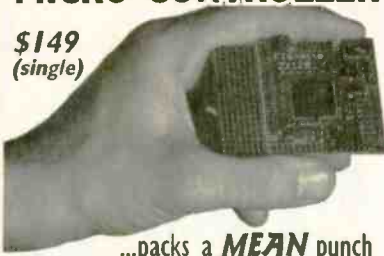
**FULL FACTORY WARRANTY**  
PRICES SUBJECT TO CHANGE WITHOUT NOTICE

UPS SHIPPING: 48 STATES 5%  
OTHERS CALL FOR DETAILS  
IL Residents add 8.25% Sales Tax

August 1998, Electronics Now

## FRIENDLY LITTLE MICRO CONTROLLER

**\$149**  
(single)



...packs a **MEAN** punch  
a.k.a. "Steroid Stamp"

- 39 I/O + 8 A/D (10 bit) •
- 128K SRAM + 128K Flash •
- LCD/Keypad Interface •
- Fast 16 bit Motorola CPU •
- Affordable C Compiler •
- Comprehensive s/w Library •

\* **Intec Automation Inc.** v. 250-721-5150  
www.steroidmicros.com fx: 250-721-4191

## Laser Modules

Variety of laser modules from 635 to 830 nm with 5-40 mW output power. *World Star Tech.* also has TTL modulated laser modules, adjustable focus laser modules, line generators and etc.



## Laser Pointer

Pen-size laser pointer has a range of 150-200 yard with high quality laser beam.

Ask for laser modules and laser pointers catalog

**World Star Technologies, Inc.**

20 Carlton Str. Unit 1626

Toronto, M5B 2H3 Canada

Ph: 416 204 6298 Fax: 416 596 7619

laser@arcos.org

You can visit us on <http://web.arcos.org/laser>

## Slot Machines \$ 449.00



Free Shipping

Slot Machine Demo

Video \$ 5.99

40 - Minutes

33" High 20" Wide 14" Deep

Brochure \$ 1.00

Magic Box

Test Chips

Filter Kits



Notch Filters

Video Media [www.nutnet.com](http://www.nutnet.com)

P.O. Box 93/6025


Margate, Fl. 33093

(954)-752-9202



## ADAPT-11 68HC11 Modules for Solderless Breadboards

- miniature 2.0" by 2.8" module
- plugs vertically into solderless breadboard for easy development
- BOOT/RUN switch for easy programming via PC serial port
- all I/O lines on dual row connector



Complete modular prototyping system  
Expansion accessories available!

For just US\$74.95, our Starter Package (AD11SP) provides everything you need to get going fast! Now you can harness the power of the popular 68HC11 in your projects! Includes ADAPT-11 with 68HC11E2, providing 2K EEPROM (re-programmable), 8 channel 8-bit Analog-to-Digital Converter (ADC), hardware timers, counters, interrupts, Serial Peripheral Interface (SPI), Serial Communications Interface (SCI), & more! On-board RS-232 interface (cable included), 5-volt regulator, 8MHz crystal, reset circuit, and convenient program/run switch. Comes with non-commercial versions of 'HC11 Assembler, BASIC, & C, as well as handy utilities & example code. Includes Motorola 68HC11 Pocket Programming Reference Guide and manual with schematic. All you need is a PC to write & program your software, a DC power supply, and a solderless breadboard for prototyping to build your application circuits on for use our modular accessories!

Visa • MasterCard • AmericanExpress • Discover

## TECHNOLOGICAL ARTS

309 Aragona Blvd., Suite 102, Box 418, Va. Beach, VA 23462  
1644 Bayview Avenue, Box 1704, Toronto, ON M4G 3C2  
voice/fax: (416) 963-8996 [www.interlog.com/~techart](http://www.interlog.com/~techart)

## Printed Circuits in Minutes Direct From LaserPrint!

8 1/2" x 11"

\* Or Photocopy

\*\*Use standard

household iron

or P-n-P Press.



1. LaserPrint\*

2. Press On\*\*

3. Peel Off

4. Etch



Use Standard Copper Clad Board  
20 Shts \$30/ 40 Shts \$50/ 100 Shts \$100  
Visa/MC/PG/Ck/MO \$4 S&H

Techniks Inc.

P.O. Box 463

Ringoes NJ 08551

ph. 908.788.8249 fax 908.788.8837

<http://chelsea.los.com/~techniks>

Retail Dealer Inquires Invited

Make your own  
circuit boards at home!!

Don't project-board your electronics circuits. Afford-A-Board them!! Our complete line of circuit board manufacturing equipment lets you create professional single or double-sided circuit boards in your own home. We manufacture affordable, developing, etching and stripping tanks. Afford-A-Board is your source for 2-sided photo-sensitive copperclad board.

12x12 FR4 1 oz. DS \$15.99

Call for our low, low pricing on film, chemicals and drill bits.

Afford-A-Board

P.O. Box 32613

Kansas City, MO 64171

Tel: (913) 385-1843

Fax: (913) 895-9330

(888) 454-1017

Visa/AMEX/MC/Cash COD/MO

## Employee / Nanny Surveillance Wireless Clock Radio Unit



Plug and Play Operation

Built-in undetectable camera, microphone & transmitter! Use it with your VCR/TV. System includes RF receiver & more.

LOWEST PRICES!

- |         |   |       |
|---------|---|-------|
| CTRA-1  | Wireless Covert Clock Radio .....   | \$490 |
| CRA-3   | Covert Clock Radio .....  | \$270 |
|         | Above unit without wireless link. Includes built-in power supply and 6' A/V cable.  |       |
| MPSA-1U | Black Box Camera, Pinhole Lens & Audio in Miniature Housing 1 1/2" x 1 1/2" x 7/8" with swivel mounting bracket, power supply and 6' A/V connection cable ..... | \$195 |
| AVC-25  | 20' Audio/Video Cable for Black Box ....  | \$16  |
| MRPA-3  | Mini Board Camera, Pinhole Lens and Audio Microphone/Preamp .....   | \$95  |
| WC-1    | Wavecom RF Color Video & Stereo Sound Wireless Transmission Link .....  | \$145 |
| WC-2    | Same as above but higher powered .....  | \$210 |

Other products available! Call: (800) 813-0007  
**SURVEILLANCE SPECIALISTS**  
2275 Huntington Dr. Ste. 193D, San Marino, CA 91108

## RF Wireless Remote Control

- 1,2,3,4 - channel transmitters
- 4-channel superhet receiver module
- LED, relay, and transistor output modules



## Intelligent Products

79 Daily Dr. #127, Camarillo, CA 93010

(805) 384-0579 FAX (805) 389-1757

## WINDOWS 95 —One Step at a Time

Don't know what to do when confronted with Microsoft's Windows 95 screen? Then you need a copy of *Windows 95—One Step at a Time*. Develop your expertise with the straight-forward presentation of the frequently-used features that make Windows 95 so valuable to the PC user.

To order Book BP399 send \$8.99 plus \$3.00 for shipping in the U.S. and Canada only to Electronics Technology Today Inc., P.O. Box 240, Massapequa Park, NY 11762-0240. Payment in U.S. funds by U.S. bank check or International Money Order. Please allow 6-8 weeks for delivery



# "I earned \$1,000 on just 12 VCR repairs in one week"

**A true statement by Paul B.\* of San Pedro, California**

## How to cash in on skyrocketing field of VCR repair!

You too can earn up to \$85 an hour, pocket \$200 a day, double your income...in the high-profit field of VCR repair...part-time or full time. There are over 77 million VCR's currently in use in America today - a lot of business out there just waiting for you!

Here is a once-in-a-lifetime opportunity to go into a booming business of your own, make really big money starting right away, be your own boss and enjoy financial freedom and security.

It's easy to learn VCR cleaning, maintenance and repair at home in just a few short weeks through Foley-Belsaw's unique method which emphasizes the mechanics involved in 90% of all repairs, without dwelling on all the unnecessary basic electronics. This exclusive practical hands-on course was developed and proven over a long period of time in an actual VCR repair shop. It combines simple step-by-step lessons with easy-to-follow video cassette guidance. No special experience or electronics background is necessary. Just average mechanical aptitude and the ability to follow simple A-B-C repair procedures that are clearly outlined for you. And when you complete the course you will receive the School's official diploma attesting to your expertise.

### Send coupon today for FREE Fact Kit. No obligation.

Don't miss out on this opportunity to give your income a tremendous boost. Send in the coupon NOW. Get all the facts and study them in the privacy of your own home. There's absolutely no obligation and no salesmen will call on you. So don't delay. Mail the coupon today!

"I started 3 months ago, now earn over \$900 a week."  
D.K., New York, NY

"Took In over \$3,200 in the past 10 days!"  
H.H., Denver, CO

"Doubled my Income within 6 weeks."  
R.B., Bakersfield, CA

\*Last name withheld by request.



### MAIL TODAY FOR FREE INFORMATION PACKAGE

**Foley-Belsaw Institute,  
6301 Equitable Road  
Kansas City, MO 64120-1395**



#### CHECK ONE BOX ONLY FOR FREE INFORMATION KIT!

- YES**, without obligation send me information on how I can learn at home to become a VCR technician. 62823
- |  |  |
|--|--|
| <input type="checkbox"/> Computer Repair 64725       | <input type="checkbox"/> TV/Satellite Dish 31594   |
| <input type="checkbox"/> Computer Programmer 35541   | <input type="checkbox"/> Electrician 95401         |
| <input type="checkbox"/> Networking Specialist 39352 | <input type="checkbox"/> Computer Specialist 38365 |


Name \_\_\_\_\_

Address \_\_\_\_\_

City \_\_\_\_\_ State \_\_\_\_\_ Zip \_\_\_\_\_

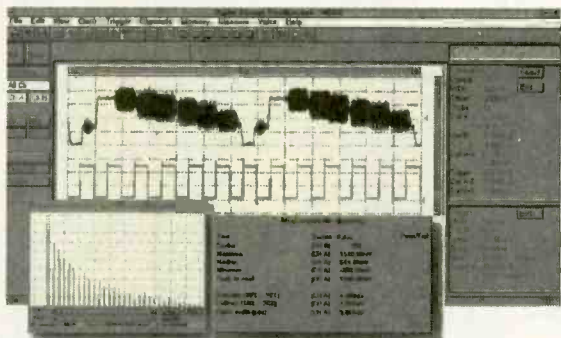
# Digital Oscilloscopes

**100 MSa/s Parallel Port Based DSO**



- 2 Ch. Digital Oscilloscope
- 100 MSa/s Max Single-Shot Rate on Both Channels
- 60MHz Input Bandwidth
- 32K Samples Per Channel
- Optional FFT Spectrum Analyzer\*, Advanced Math\* and TV Line Trigger\*\*
- IEEE Pulse Parameter Measurements
- One touch **Auto-Setup**
- Advanced Pulse Triggering\*
- Hands-Free Voice Control
- Easy to use Windows and DOS Software Included
- **Parallel Port** Interface to Laptop or Desktop PC
- Small and Lightweight (9 oz and 6.3" x 3.75" x 1.25")
- **Free Demo Software on Web**

For \$499 you get the model **DSO-2102S Oscilloscope**, Probes, Interface Cable, Power Adapter, and Windows and DOS Software.  
 \*DSO-2102M \$599 \*\*TV-Line Module \$149



## DSO w/Logic Analyzer (ISA based)



- 200 MSa/s Max Single-Shot Sample Rate
- 2 Oscilloscope Channels
- 8 Logic Analyzer Channels
- 10 Channels Simultaneously
- 125 MHz Single Shot Bandwidth
- Up to 128K Samples/Channel
- FFT Spectrum Analyzer included

DSO-28264 (10Ch, 200MSa/s, 64k) \$1999

DSO-28464 (20Ch, 200MSa/s, 64k) \$3799

All prices include Probes and Software

**Link Instruments (973) 808-8990**

369 Passaic Ave. • Suite 100 • Fairfield, NJ 07004

www.LinkInstruments.com/en8 • Email: Sales@LinkInstruments.com

CIRCLE 330 ON FREE INFORMATION CARD

# 386 MINI-PC \$83

1K PRICE  
EVAL \$295  
8088 \$27



includes:

- 5 Serial, 3 Parallel (32bit max)
- Up to 8 meg ROM (27C080)
- 32k RAM exp. to 64Mbyte
- Battery backed RT Clock
- LCD and Keyboard ports
- IRQ x15, DMA x2, TIMER x4
- On-board LED display
- Industry Standard PC Bus

Perfect when a full-size PC is too large, expensive, or power hungry. A fully functional single board computer, needs only program and power source. Runs DOS / WINDOWS. Use Turbo C, BASIC, MASM. All utilities to do this included.

## A to D D to A CONVERTERS

For PC or SBC  
8,12,16 bit resolution  
up to 24 channels  
starting at \$21 OEM (1k)  
eval kit \$75

## \$95 UNIVERSAL PROGRAMMER

FLASH, EPROM, NVRAM, EPROM up to 8 meg (27C64-080). Adapters for micros, PLCC, etc. Parallel port version for notebook. FAST AND EASY TO USE.



LOW COST... LOW POWER...

# LOW RISC!

QTY 1K PRICE  
**\$1.99**  
EVAL KIT 7.00

LOWER COST, FASTER, EASIER TO PROGRAM SINGLE CHIP COMPUTER

COMPARE:	16C54	MV1200	PINOUT:
OEM (1K) PRICE	\$2.57	\$1.99	RESET 1 20 VCC
RS232 PROGRAM DOWNLOAD	NO	YES	PD0 2 19 PB7
SINGLE CHIP OPERATION	NO	YES	PD1 3 18 PB6
BUILT-IN BASIC	NO	YES	XOUT 4 17 PB5
EPROM DATA MEMORY	NONE	64	XIN 5 16 PB4
PROGRAM MEMORY	768 OTP	1K FLASH	PD2/INT 6 15 PB3
MATH REGISTERS	1	32	PD3 7 14 PB2
MAX INSTRUCTIONS / SEC	5M	20M	PD4/TMR 8 13 PB1/AD1
MAX COUNTER BITS	16	18	PD5 9 12 PB0/AD0
INPUT / OUTPUT BITS	12	15	GND 10 11 PD6
A TO D COMPARATOR	NO	YES	
HARDWARE INTERRUPTS	NONE	3	

- LONG WORD INSTRUCTION - FRIENDLY SYMMETRIC ARCHITECTURE -



## PC SOLID STATE DISK

**\$21** OEM (1k) eval kit 75.00  
FLASH / RAM / EPROM  
256K-16M PCMCIA/DIPS


No More Hangups...  
**PC WATCHDOG!**  
Reboots PC OEM \$21 EVAL \$75

**VGA LCD** 640x480 controller for PC or SBC  
\$27 oem \$95 eval  
combo LCD/CRT version available



visit our web site: [www.star.net/people/~mvs](http://www.star.net/people/~mvs)

MVS BOX 850  
MERRIMACK, NH 03054  
(508) 792-9507



5yr Limited Warranty  
Free Shipping  
Hrs: Mon-Fri 10-6 EST

CIRCLE 324 ON FREE INFORMATION CARD



## Electronic CAD for Windows

Professional Windows EDA tools at an affordable price with powerful features to make designing faster. WinBoard PCB layout delivers sophisticated interactive routing for complex designs, plus it has the tools needed for high-speed circuits, analog, RF and SMT designs.

### WinDraft® Schematics

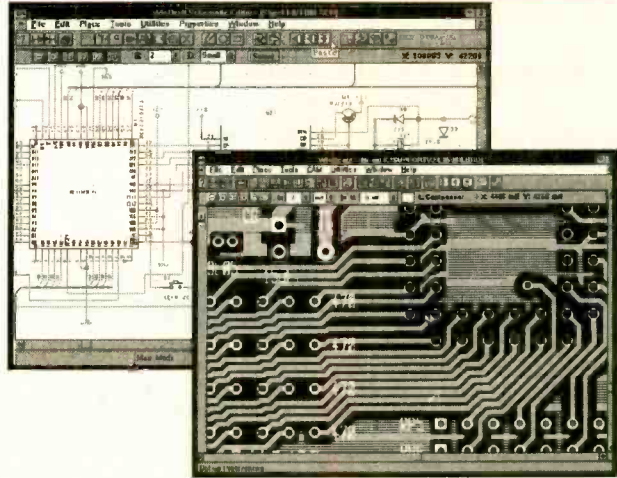
- ◆ Use True-Type fonts. Quickly copy and paste into other applications.
- ◆ Supports hierarchical designs, electrical rules checking, Annotation & Bill of Materials.
- ◆ Thousands of library parts and symbol editor included.

### WinBoard™ PCB layout

- ◆ Supports 16 layers, multiple copper pours, and advanced features for RF designs.
- ◆ SMD & through hole library with on-line graphical editor.
- ◆ CAM outputs include BOM, in-circuit test, NC Drill, Gerber, Pick & Place, & Advanced Design Rule Checking (DRC).

With our unique **pin capacity** versions you only pay for what you need. You choose the base configuration to suit your needs today, and expand that configuration to handle increased pin capacity as your design requirements change.

**WinDraft 2.0 Available Now**



**\$ 250** WinDraft or WinBoard - P650  
**\$ 495** WinDraft or WinBoard - unlimited

**\$ 895** WinBoard P650 with CCT  
 Spectra® autorouter.

Thousands of satisfied customers are using this new generation of powerful and affordable Windows EDA tools from Ivex. Your satisfaction is guaranteed!

**World Wide Web: <http://www.ivex.com>**

Information and free evaluation version is available on the Ivex WW Web, FTP and BBS.

**Tel: (503) 531-3555**  
**Fax: (503) 629-4907**  
**BBS: (503) 645-0576**



Ivex Design International. 15232 NW Greenbrier Parkway. Beaverton, Oregon 97006 USA.

ADV2\_1

CIRCLE 319 ON FREE INFORMATION CARD

PC  
PLACE

### RAIN FOREST RESCUE: TO HELP SAVE THE BIRDS OUTSIDE YOUR WINDOW

Support Rain Forest Rescue. Help put a stop to the destruction of the planet's rain forests.

To contribute to Rain Forest Rescue, call 1-800-222-5312

The National Arbor Day Foundation

## Precious Life

This nurse was once a patient at St. Jude Children's Research Hospital. She fought a tough battle with childhood cancer. And won.

Until every child can be saved, our scientists and doctors must continue their research in a race against time. To find out more, write St. Jude Hospital, P.O. Box 3704, Memphis, TN 38103, or call 1-800-877-5833.



**ST. JUDE CHILDREN'S  
RESEARCH HOSPITAL**  
 Danny Thomas, Founder

### Filter Wiz v2.0

**ACTIVE FILTER** design software for Windows. Provides mastery of lowpass, highpass, bandpass and bandstop filters. Enhance critical signal components while controlling noise and other interference.

Meets the needs of both novice and professional designer. Standard (LE) version \$89, PRO version \$199.

Download: <http://www.schematica.com>  
[sales@schematica.com](mailto:sales@schematica.com) FAX: 250-642-2644

August 1998, Electronics Now

79

## Turn Your Multimedia PC into a Powerful Real-Time Audio Spectrum Analyzer

### Features

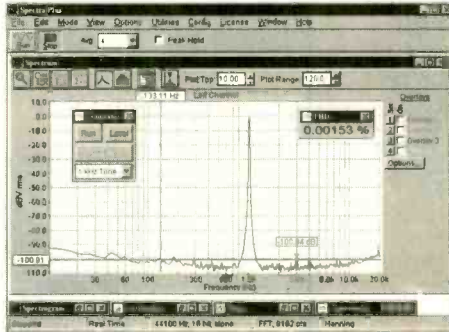
- 20 kHz real-time bandwidth
- Fast 32 bit executable
- Dual channel analysis
- High Resolution FFT
- Octave Analysis
- THD, THD+N, SNR measurements
- Signal Generation
- Digital Filtering
- Triggering, Decimation
- Transfer Functions, Coherence
- Dynamic Data Exchange (DDE)
- Time Series, Spectrum Phase, Spectrogram and 3-D Surface plots
- Real-Time Recording and Post-Processing modes

### Applications

- Distortion Analysis
- Frequency Response Testing
- Vibration Measurements
- Acoustic Research

### System Requirements

- 486 CPU or greater
- 8 MB RAM minimum
- Win. 95, NT, or Win. 3.1 + Win.32s
- Mouse and Math coprocessor
- 16 bit sound card



**Priced from \$299**

(U.S. sales only - not for export/resale)

Professional Quality Sound Cards Available... Call

**DOWNLOAD FREE 30 DAY TRIAL!**

[www.telebyte.com/pioneer](http://www.telebyte.com/pioneer)

**PHS**

Pioneer Hill Software  
24460 Mason Rd. N.W.  
Poulsbo, WA 98370

**Spectra Plus 4.0**

Affordable Signal Processing Software

Sales: (360) 697-3472

Fax: (360) 697-7717

e-mail: [pioneer@telebyte.com](mailto:pioneer@telebyte.com)

## PROGRAMMERS OVER 50 MODELS

ADVANTECH EETOOLS NEEDHAMS DATA I/O ICE TECHNOLOGY HILO SYSTEM GENERAL CHROMA MODULAR CIRCUIT TECHNOLOGY XELTEK



PROMAX EMP-20 MEGAMAX MEGAMAX4 SIMM/SIP TESTER EMUPA

CALL ADVANTECH LABTOOL	599 EETOOLS SIMMAX
629 ICE TECH MICROLY	795 CHROMA SIMM/SIP
650 EETOOLS ALLMAX +	359 MOD-MCT-EMUPA/R
409 EETOOLS MEGAMAX	279 MOD-MCT-EMUP/R
509 EETOOLS MEGAMAX4	49 EPROM 1G TO 512K
369 XELTEK SUPERPRO II	69 EPROM 1G TO 1MEG
409 XELTEK SUPERPRO II P	99 EPROM 4G TO 1MEG
249 XELTEK SUPERPRO L	199 EPROM 16G TO 1MEG
165 XELTEK ROMMASTER II	89 EPROM 1G TO 8MEG
479 MOD-MCT-EMUPA	129 EPROM 4G TO 8MEG
739 STAG ORBIT-32	250 EPROM 8G TO 8MEG



LABTOOL48 MICROMASTER SUPERPRO ALLMAX PLUS ROMMASTER2

### General Device Instruments

Sales 916-393-1655 Fax 916-393-4949 BBS 983-1234  
Web [www.generaldevice.com](http://www.generaldevice.com) E-Mail [icdevice@best.com](mailto:icdevice@best.com)

To learn how to talk with your kids about tough issues, like sex, AIDS/HIV and violence, call **1-800-CHILD-44** and get your free guidebook.



# EPROM+

## A DEVICE PROGRAMMER FOR BENCH AND FIELD



GET MORE INFO FROM OUR WEBSITE!  
[www.arlabs.com](http://www.arlabs.com)

SUPPORTS ALL STANDARD PARTS!

USES PARALLEL PRINTER PORT!

**FIRST GENERATION EPROMS** (24 PIN) 2708, TMS2716\*, 1702\*, 25XX  
**SECOND GENERATION EPROMS** (24, 28, 32 PIN) 2716 - 27C080 (8 MEG)  
**16 BIT EPROMS\*** (40, 42 PIN) 27C1024 - 27C160 (16 MEG)  
**FLASH EPROMS** (32 PIN) 28F, 29C, 29EE, 29F FAMILIES PLUS BOOT BLOCK  
**EEPROMS/NVRAMS** (24-32 PIN) 28C04 - 28C010, X2210/12, ER5901, 12XX  
**SERIAL EPROMS\*** (ALL 8 PIN PARTS) 17, 24, 25, 35, 59, 80011, 85, 93, ER1400  
**BIPOLAR PROMS\*** (16-24 PIN) 74SXXX AND 82SXXX FAMILIES  
**MICROCONTROLLERS\*** (ALL FAMILIES) 874X, 875X, 87C5XX, 87C75X, 89C5X, 89CX051 68HC705, 68HC711, PIC12XXX - 16XXX, 17C4X PLUS FLASH AND 14000

- ◆ READ, PROGRAM, COPY COMPARE, FILE LOAD/SAVE (PLUS MORE!)
- ◆ FULL SCREEN EDITOR W/25 COMMANDS + BYTE & WORD MODES
- ◆ SOFTWARE RUNS UNDER DOS, WIN3.1/95 ON ANY SPEED MACHINE
- ◆ MADE IN THE USA • 30 DAY MONEY BACK GUARANTEE

SYSTEM INCLUDES: PROGRAMMING UNIT, SOFTWARE, PRINTER PORT CABLE, PRINTED MANUAL AND POWER PACK

ANDROMEDA RESEARCH  
P.O. BOX 222  
MILFORD, OHIO 45150  
(513) 831-9708 FAX (513) 831-7562

**\$289**

\$5.00 SHIPPING • \$5.00 C.O.D.  
VISA • MASTERCARD • AMEX

## Learn MICROCONTROLLERS EMBEDDED SYSTEMS and PROGRAMMING...

...with the AES learning system/ embedded control system. Extensive manuals guide you through your development project. All programming and hardware details explained. Complete schematics. Learn to program the LCD, keypad digital, analog, and serial I/O. for your applications.



**THREE MODELS AVAILABLE. Choose from an Intel 8051, Intel 8088, or Motorola 68HC11 based system. All models come with:**

- 32K Byte ROM, 32K Byte RAM • 2 by 16 Liquid Crystal Display • 4 by 5 Keypad • Digital, Analog, and Serial I/O • Interrupts, timers, chip-selects • 26 pin expansion connector • Built-in Logic Probe • Power Supply (can also be battery operated) • Powerful ROM MONITOR to help you program • Connects to your PC for programming or data logging (cable included) • Assembly, BASIC, and C programming (varies with model) • Program disks with Cross Assembler and many, well documented, program examples • User's Manuals: cover all details (over 500 pages) • Completely assembled and ready to use • Source code for all drivers and MONITOR • Optional Text Book

Everything you need. From \$279. Money Back Guarantee

Call for Free Info Pack, or see WEB at <http://www.aesmicro.com>  
714-550-8094, FAX 714-550-9941

**AES**  
Advanced Educational Systems

**Call 1-800-730-3232**


AES 575 ANTON BLVD., SUITE 300, COSTA MESA, CA 92626, USA



One tree can make  
3,000,000 matches.

One match can burn  
3,000,000 trees.

## SC552ES CONTROLLER



- 80C552 @ 22MHz
- Enhanced BASIC Language
- 6"x9" circuit board
- 10 5A relay outputs
- 3 LED or logic outputs
- 16 opto-isolated inputs
- 8 ch. 10 bit analog inputs
- 2 ch. 8 bit analog outputs
- Real Time clock/calendar
- 128K Static RAM
- 128K FLASH memory
- 256 byte serial EEPROM
- 3 serial ports (RS232/485)
- IIC bus expansion
- Plug-on I/O terminal blocks
- Single 12Vdc operation

APPLICATION  
READY ONLY



519 Richard Street, Thunder Bay, Ontario, Canada P7A 1R2

Ph: 807-768-2487 Fax: 807-767-0587

www.sylvacontrols.com info@sylvacontrols.com

## The World's Largest Source for Home Automation

- The Best & Most Comprehensive Home Automation Catalog in the Industry
- Best Customer Service & Technical Support

Thousands of hard-to-find automation, X-10 and wireless control products. Computer Interfaces, software, development tools, lighting control, telephone systems, security systems, surveillance cameras, infrared audio/video control, home theater, touchscreen control, HVAC, pet care automation, wiring supplies, books and videos and much more!



World's Largest Selection!

Lowest Prices Guaranteed!

HOME AUTOMATION SYSTEMS, INC.

Questions: 714-708-0610 Fax: 714-708-0614

e-mail: catalog@smarthome.com

www.smarthome.com

Call for a FREE Catalog! 800-762-7846

**800-SMART-HOME**

Dealers/Resellers ask about our  
HASPRO Dealer Program 800-949-6255

# ROBOTIC MACHINING

ROUTE, MILL, DRILL, CARVE, ENGRAVE, PAINT . . . .  
IN WOOD, PLASTIC, VINYL, PC BOARD, & LIGHT METALS!

STARTING AT  
\$695.00

- 4 MOTOR GANTRY MILL CONFIGURATIONS
- PC COMPUTER CONTROLLED CNC/DNC
- IMPORT/ EXPORT FILES TO OTHER CADS
- AUTO-BACKLASH COMPENSATION
- PRE-MACHINED HEAVY CASTINGS
- SIMULTANEOUS 3 AXIS MOTION
- FREE 3D CAD/CAM SOFTWARE
- AVAILABLE IN KITS OR ASSEMBLED
- EXPEDITE SERVICE ALSO AVAILABLE
- OPTIONAL ALUMINUM WAY COVERS
- .001" RESOLUTION / AMERICAN MADE



3 AXIS UNITS  
FROM 12" X 12" TO  
66" X 66" MACH. AREA

<http://www.uscyberlab.com>

U.S. CYBERLAB, INC. 14786 SLATE GAP RD., WEST FORK, AR 72774

CALL NOW FOR INSTANT SPECS 501-839-8293 24 HR. FAX-BACK

PC  
PLACE

## Use Your PC to Monitor and Control Your Environment

### PC Host Adapter



RS232 to 1-Wire™ protocol host adapter interface. Converts standard PC serial port to a 1-Wire™ network. All interface components are contained inside the DB9 shroud. The HA3 supports all Point Six Products.

- No external power required.
- Includes OneSix™ DDE Server Software.
- Connects to 9 pin RS232 port on the PC.
- 2000' Network and 200 1-Wire™ devices.
- Weight 0.5 lb.
- One-year warranty.

### OneSix™ DDE Server



A software server driver for Windows® 95, 3.1 and 3.11 that allows easy interface of 1-Wire™ devices and Point Six products to applications via DDE links. This eliminates the need for low level device communication programming.

- Searches network, adds and auto configures all new devices found.
- Copy and paste links to Office® products like Excel®, Word® and many other DDE capable applications.
- Works with HMI interface software such as Wonderware®, LabView®, and TestPoint®.
- Includes Complete help.
- Includes an HA3 Host Adapter.
- Weight 0.5 lb.
- One-year warranty.

### 1-Wire™ Probes



Our probe designs are based on 1-Wire™ protocol devices. All probes are multi-dropable and supported by OneSix™ DDE Server Software.

- Digital Data Output.
- Built-in multi-drop controllers.
- All Data is CRC16 error checked.
- Unique device addressing.
- Calibration data stored in internal ROM memory.
- No external power required.
- Standard Temperature Range -30 to +182°F.
- Requires Host Adapter or existing network.
- Weight 1.0 lb.
- One-year warranty.

Very Low Cost Per  
Point Temperature  
Monitoring

Item	Description	Price
HA3	Host Adapter	69.95
CNESIX	DDE Server Software Driver	69.95
T155	Single Channel Digital I/O Solid State Relay Backplane	29.95
SFP110	Standard Temperature 1W 10' Lead	14.95
SFP25	Standard Temperature 1W 25' Lead	16.95
PRP001	Pressure Probe 0-30 PSI Absolute	159.95
PHP001	pH Probe 0-14pH	159.95
HMP001	Humidity Probe 0 - 100% RH	159.95
FDP001	Force Probe 1500gm	179.95
DS1820	Digital Thermometer Chip	3.49

Two wire multi-drop network based on  
Dallas Semiconductor 1-Wire™ Protocol



<http://www.pointsix.com>

Example: 25 Digital Thermometer Chips, 1000ft Cat-5 Cable, HA3 Host Adapter, OneSix™ DDE Server Software Driver, and Windows® Monitoring Application all for less than \$10 per point.

Point Six, Inc. To Place An Order Contact Us At 138 E. Reynolds Road Lexington, KY 40517 Phone: 606-271-1744 FAX: 606-271-4695 E-Mail: sales@pointsix.com

August 1998, Electronics Now

## LASER WINDOW BOUNCE OPTICAL RECEIVER

Operates With Our Laser Pointers  
And HeNe Gas Systems

High Sensitivity Optical Receiver with built in speech filter and low noise light biased pre-amplifier. Include cushioned headsets with separate volume controls and all instructions to demonstrate and utilize this remarkable property of laser light.



Uses Scattered and Direct Reflections

LLR3 Plans...\$10.00 LLR3K Kit/Plans.....\$69.50  
LLR30 Ready to Use.....\$99.50  
EXT10 Optional Range Extension Lens...\$39.50

## ULTRA BRIGHT LASERS



1 Year Warranty  
Batteries Included  
All Metal Enclosure

LAPN65 Versatile...15mw equiv 2000 ft....\$29.95  
LAPN65F Focusable Model of Above.....\$34.95  
LAPN63 Brightest...30mw equiv 3000 ft....\$69.95  
LAPN63F Focusable Model of Above.....\$74.95

CREATE YOUR OWN LIGHT SHOW!!!

LAPN65PT Laser Multi Pattern Generator...\$29.95  
LAPN65M Mini Key Chain All Metal.....\$39.95  
LAPN67...5mw @ 670nm LOWEST COST.....\$19.95

## WIRELESS LAB KITS

ALL PARTS TO BUILD 6 EXCITING TRANSMITTER PROJECTS

- 1 Super Sensitive Ultra Clear 1 Mile + Voice Transmitter
- 2 1 Mile + Telephone Transmitter
- 3 Line Powered Telephone Transmitter Never Needs Batteries!
- 4 Tracking/Homing Beacon "Beeping Transmitter"
- 5 Transmitter Rebroadcasts Video or Audio Outputs
- 6 NEAT PRAMIII Disruptor/short Range T/FM Disrupter NEAT PRAMIII Disruptor Advised

All 6 Above Kits Plus FREE Info Data Pack on "HELPFUL HINTS Building and Tuning" Wireless Devices

COMBOX Parts and Plans for above!...\$59.50  
COMBOP Plans for all the above!.....\$10.00

## KINETIC ELECTRIC GUN

PIONEER A FUTURISTIC WEAPON!



500 Joules Energy Storage  
Constant Current Charging  
Triggered Spark Switch  
Boltless Velocity  
Handheld Battery Operated  
Labeled A Dangers product

EGUN1 Plans with Parts List.....\$20.00  
All Parts are Individually Available

## 10-14" of Explosive Bolts of Lightning

### 250KV TESLA COIL

Transmit Wireless Energy  
Strange and Bizarre  
pyrotechnical effects.  
Ion Motors Anti-Gravity  
Size 20" H x 8" Sq  
Weight - 25 Pounds  
115 Volts/2 Amps AC  
Labeled "Use Caution"

BTC3 Plans.....\$15.00  
BTC3K Kit/Plans.....\$399.50  
BTC30 Ready to Use.....\$499.50  
BTC4 Plans 24 to 30" Sprk...\$20.00



## ION RAY GUN PROJECTS ENERGY!



Star Wars Technology Demonstrates  
Weapons Potential! See Ions in Motion!

IOG7/9 Plans.....\$10.00  
IOG7K Kit/Plans.....\$99.50

HIGHER POWERED DEVICE  
IOG9K Kit/Plans.....\$149.50

## GRAVITY GENERATOR

Demonstrates a unique  
phenomena of electrical  
reactions that produce the  
effect of "anti-gravity". You  
build and levitate a small  
mock space ship from simple  
materials. Excellent scientific  
demonstration of a  
fascinating method of  
levitation.

LEVITATE AN OBJECT!  
GRA1 Plans and Book.....\$20.00  
GRA1K Pwr Sup Kit/Plans...\$99.50  
GRA10 Assembled Pwr Sup...\$149.50

## 3 MI FM BROADCAST TELEPHONE TRANSMITTER

Tunable On FM Broadcast. Excellent Telephone Project. Only Transmits When Phone is Used

VWPM7K Kit/Plans .....\$39.50  
BEEP1K Beeper Alert Kit...\$19.95

## HIGH POWER STUNGUNS

STUN100 100KV StunGun...\$29.50  
STUN200 200KV StunGun...\$49.50  
STUN300 300KV StunGun...\$69.50

## ATTENTION! HIGH VOLTAGE EXPERIMENTERS

Battery Powered Mini Sized  
Modules for research in:  
HOVERCRAFT, ION GUNS  
FORCE FIELDS, SHOCKERS etc

MINIMAX4 4KV@10ma.....\$19.50

## SHOCK FORCE FIELD/VEHICLE OBJECT ELECTRIFIER

Hand Shock Balls,  
Wands, Electric  
Objects. Great Feedback  
for Those Who Study!

SHK1K Kit of Pwr Module....\$19.50

1 800 221 1705 ORDERS ONLY! FAX 1 603 672 5406 INFO 9-5pm 1 603 673 4730 FREE CATALOG ON REQUEST  
Pay by MC, VISA, Cash, Chk, MO, COD. Please Add \$5.00 S&H plus \$5.00 if COD. Overseas Please Contact for PROFORMA

## AUTOMATIC TELLER MACHINES

ATM crimes, abuses, vulnerabilities and defeats exposed! 100+ methods detailed, includes: Physical, Reg. E, cipher, PIN compromise, card counterfeiting, magnetic stripe, false front, TEM-PEST, tapping, spoofing, inside job, vibration, pulse, high voltage - others, con jobs. Histories, law, security checklist, internal photos, figures. Much more! \$39.

## CELLPHONE MODIF. GUIDE

How cellphones operate and are modified. Vulnerabilities to hack attack and countermeasures. Details on programming NAMs, ESNs, etc (cloning), control data formats, computing encoded MINs, ESNs, SIDHs, operating systems, PROM programming, forcing ACK, test mode and resets, cable diagrams, scanning, tracking, scanner restorations, freq allocations, roaming. Step-by-steps to keypad-reprogram 100+ popular cellphones. More! \$49.

## PAGER / BEEPER MANUAL

How Pagers work, different types and uses, freqs, advantages over and uses with cellphones, and tips and tricks. How Pagers are hacked/countermeasures. And plans for a Personal Pocket Paging System (xmitter and receiver). More! \$29.

## PHREAKING CALLER ID & ANI

How they work and dozens of ways of defeating Caller ID, ANI, '69, '57, Call Blocking, '67 etc. Describes ESS, SS7, CNA, CAMA, DNR, Diverters, Centrex - more! \$19.

## SECRETS OF SOLDERLESS BREADBOARDS

100 MHz from SB designs? Major firm offers such boards! SBs are excellent for many final and permanent circuits, and for many RF, Hi-V and Hi-I circuits! And much safer to health and environment. Comprehensive. Dozens of tips! \$29.

## HACKING THE INTERNET

The latest tricks and methods being used on the Net to pirate software (warez) and the newest hacking websites. Updated every two months. Includes examples, countermeasures, password defeats, UNIX, Sprintnet, brute force methods, lots of tips, and more! \$29.

## COMPUTER PHREAKING

Describes in detail how computers penetrate each other, and how VIRUSES, TROJAN HORSES, WORMS are implemented. Dozens of computer crime and abuse methods and countermeasures. Includes disk filled with hacker text files and utilities, and the legendary FLUSHOT+ protection system. Internet advice, password defeats, glossary - much more! Manual + PC Disk! \$39.

## MANY MORE TITLES!

- Hacking Fax Machines - \$29
- PBX Hacking - \$19
- Voice Mail Hacking - \$29
- Beyond Phone Color Boxes - \$29
- Hacking Answer. Machines - \$19
- The Hacker Files - \$39
- Internet Cons & Scams - \$19
- Internet Tracking & Tracing - \$29
- Hacking the Internet - \$25
- Cookie Terminator - \$19
- Beyond Van Eck Phreaking - \$29
- Casino Hacking - \$25
- Credit Card Scams - \$29
- Social Engineering - \$29
- Cons & Scams - \$29
- Polygraph Defeats - \$25
- By an Order of the Magnitude - \$49
- Ultimate Success Manual - \$19
- Stealth Technology - \$19
- Secret & Survival Radio - \$19
- Secret & Alternate IDs - \$15
- Rocket's Red Glare - \$29
- High Voltage Devices - \$29
- Mind Control - \$29
- Under Attack! - \$29
- Radionics Manual - \$29
- Heal Thyself - \$19

## SPECIAL PROJECTS

We will design & build just about anything! Ask for our free SP Application Form! Hardware now done as SPECIAL PROJECTS only

## THE DIRTY-2 DOZEN!

## STOPPING POWER METERS

As reported on "60 MINUTES"! All-new 6th Edition! Over 45 pages jam-packed with how devices can slow down (even stop) watt-hour meters - while loads draw full power! Device plugs into one outlet and normal loads into other outlets. Describes meter creep, overload droop, etc. Plans only! \$29.

## THE I.G. MANUAL

External magnetic ways (applied to meter) to slow down and stop power meters while drawing full loads. Plans \$25.  
KW-HR METERS: How watt-hour meters work, calibration, error modes (many), ANSI Standards, etc. Demand and Polyphase Meters. Experimental results to slow and stop meters by others. \$25.

## SPM THE VIDEO!

Now its easier to learn about KW-HR Power Meters than ever before! This educational video shows you how they work and their anatomy. Demonstrates SPMEM device and external magnetic methods used to slow and stop meters! Hosted by a top expert in the field. From the novice to the pro, an excellent source of info on these exciting devices! Great in combo with our SPM related manuals!  
Only \$49 for SPM video + SPM manual!!!

MAIL \$3 FOR OUR LATEST CATALOG TO: (\$1 w/order) ORDER TODAY! \$29



## CONSUMERTRONICS

2430 Juan Tabo, NE, #259, ABQ, NM 87112  
P.O. Box 23097 ABQ, NM 87192

505-237-2073 (9-5, M-F) NOTE: Take \$2.00 OFF all New Orders over \$20 placed by Mail or Fax  
Full online Catalog: [www.tsc-global.com/consumer.html](http://www.tsc-global.com/consumer.html)  
Fax: 505-292-4078 (all hours, orders only) Web Adventure: [www.tsc-global.com](http://www.tsc-global.com)  
Established in 1971. Featured on CBS "60 Minutes," Forbes, New York Times. Add \$5 total S/H (US, Canada).  
Sold for educational purposes only. Postal M.O. is fastest. VISA, MC OK. COD add \$7.  
See Catalog for LIMITED WARRANTY, SPECIAL PROJECTS and all other Policies



# MY PERSONAL GUARANTEE with the New & Improved

## More Vacuum

Lane Norman - Norman's Electronics Inc. Atlanta GA 404-451-5057  
A cost effective solution to desoldering equipment at less than half the price of most equipment. It's performance is ASTOUNDING.

Mike Murphy - Service Center - Van Nuys  
CA 818-785-7805

The single best investment of repair equipment we've made. It outperforms all other desoldering tools we've used. Easier to use and least expensive.

## Quicker Vacuum

George McKinzie - MCK Electronics, Inc. - Nisswa MN - 218-963-4400  
A marvelous instrument, a real time saver and has a tremendous vacuum for it's size. The size and portability is also a great advantage.

Dick Manning - Dicks Electronics - Hartland WI 414-367-8339  
The ease & speed of component removal greatly increases productive time. The SMD kit makes SMD removal a breeze, even for inexperienced Techs.

George Hefner - Hefner Electronics - Coleridge NE 402-283-4333  
Being a one-men service center, I hesitated to spend the money on a desoldering tool, however all that changed when I nearly ruined a \$400 computer logic board. It has cut my desoldering time by 50%

# DEN-ON SC7000Z



**FREE TRIAL**

Available on Request

**Sale Price**  
**\$395.00**

Price includes  
stand worth \$25.00  
one extra filter, and  
two tip cleaners.

Don Cressin - Certified Electronics  
Service - Ellicott City MD 301-461-8008

We have obtained excellent results with the SC7000Z including repairing high density U/V tuners. It is one of the best purchases we have made.

Doug Pettit - LuRay  
Electronics - LuRay VA 703-743-5400

We found that the SC7000Z not only saves money vs. wick, but saves valuable time in troubleshooting. It allows you to be more accurate in removing SMD's.

Randy Whitehead - Service West - Salt Lake City UT 801-262-4069  
My Techs thought it would be a waste. I bought one anyway after a demo. My Techs then fought over it. Now we have three. It is the Best desoldering tool we have ever used.

Check us out on the WEB  
<http://www.heinc.com>  
Order from web site for 5% discount

### Service Managers, Owners, CEO's, CFO's

*My personal guarantee to you is that after 90 days of ownership, if you are not convinced that you have made a wise decision for your business with the purchase of the SC-7000Z desoldering tools, your investment will be fully refunded with the return of the merchandise. Now you have no reason not to try it.*

*Jerry Howard, President.*

### New Specifications

- ◆ Voltage \_\_\_\_\_ AC100V, 120V, 230V, 50/60Hz
- ◆ Power Consumption \_\_\_\_\_ 120W
- ◆ Pump \_\_\_\_\_ Diaphragm Type
- ◆ Motor Output \_\_\_\_\_ 12W
- ◆ Vacuum Attained \_\_\_\_\_ 650mmHg
- ◆ Temperature Range \_\_\_\_\_ 300°C—500°C (572°F—932°F)
- ◆ Air Flow Rate \_\_\_\_\_ 15 Liter/Minute (Open)
- ◆ Heater \_\_\_\_\_ 100W (Ceramic)
- ◆ Control System \_\_\_\_\_ Feed Back Zero Cross-over Type
- ◆ Net Weight \_\_\_\_\_ 420Grams
- ◆ Max.Temp. of Hot Blow \_\_\_\_\_ 400°C
- ◆ The Most Cost Effective Desoldering Tool in the World.

- ◆ Totally Self Contained diaphragm vacuum pump and AC motor for high vacuum suction or reversible hot air blow for SMD removal.
- ◆ 100Watt Ceramic heater with zero-crossover switching heater control circuit which prevents spikes and leakage currents.
- ◆ Unique patented long lasting filter cartridge design. Solder builds up on easily cleaned baffle, while air flows around the outside of baffle.
- ◆ Totally ESD Safe. The housing contains carbon and the tip is at

Visa - M/C - Discover - American Express - Terms to Qualifying Companies  
30 Day Money Back Total Satisfaction Guarantee - One Year Parts and Labor Warranty

**HOWARD**  
**HEI** ELECTRONIC  
INSTRUMENTS **INC**  
Your Desoldering Specialists

Toll Free U.S. and Canada  
**1-800-394-1984**

Web Site [www.heinc.com](http://www.heinc.com)  
E-Mail [sales@heinc.com](mailto:sales@heinc.com)  
International (316) 744-1993  
or Fax (316) 744-1994

CIRCLE 331 ON FREE INFORMATION CARD

# EARN MORE MONEY!

## Be an FCC LICENSED ELECTRONIC TECHNICIAN!



Earn up to \$60 an hour and more!

Learn at home in spare time. No previous experience needed!

No costly school. No commuting to class. The Original Home-Study course prepares you for the "FCC Commercial Radiotelephone License." This valuable license is your professional "ticket" to thousands of exciting jobs in Communications, Radio-TV, Microwave, Maritime, Radar, Avionics and more...even start your own business! You don't need a college degree to qualify, but you do need an FCC License.

**No Need to Quit Your Job or Go To School**  
This proven course is easy, fast and low cost! **GUARANTEED PASS**—You get your FCC License or money refunded. **Send for FREE facts now. MAIL COUPON TODAY!**

Or, Call 1-800-932-4268 Ext. 210

**COMMAND PRODUCTIONS**  
FCC LICENSE TRAINING, Dept. 210  
P.O. Box 2824, San Francisco, CA 94126  
Please rush FREE details immediately!

NAME \_\_\_\_\_  
ADDRESS \_\_\_\_\_  
CITY \_\_\_\_\_ STATE \_\_\_\_\_ ZIP \_\_\_\_\_

## FULL MOTION VIDEO AND MINIATURE TRANSMITTER...

THE WORLD'S SMALLEST VIDEO CAMERA and TRANSMITTER

HIGH RES BLACK AND WHITE. COLOR AND OTHER MODULES AVAILABLE

**EXTREME** CAMERA SYSTEMS

## IN THE PALM OF YOUR HAND

I stuck one on my R/C glider and it was like sitting in the cockpit as I watched from my portable TV...J.Power, Avid R/C Hobbyist

"I can't believe the picture that this tiny camera delivers.....I simply attached a 9 volt battery to the camera and broadcast to my TV...I even threw a tape in my VCR and recorded the action....WOW! S.Dewar...Go Kart enthusiast


"In my business, I get paid to know what's out there. This miniature camera and transmitter combo unit is simply UNBELIEVABLE! I haven't seen anything like it anywhere at any price. F. Raemussen, Covert Camera Retailer

- TINY SIZE 1.0" X 0.5" X 0.75"
- LOW LIGHT SENSITIVITY 2 LUX
- RANGE 1/4 MILE TO 1 MILE
- 9V BATTERY RUNS CAMERA AND TRANSMITTER FOR FIVE HOURS
- 2.5 OZ. (NOT INCLUDING BATTERY)
- AMAZING RESOLUTION 470 L.O.R.
- UHF 900 MHZ OR 2.4 GHZ

www.extremecam.com  
1-800-891-4466

AFFORDABLE CAMERA SYSTEMS FOR THE REAL WORLD

## Learn to Hack!



Finally, here is a non-nonsense technical book on computer hacking! In it you will learn how to hack computers you have physical access to and how to hack on the Internet. With this book, you will learn about:

- Finding computers to hack
- Breaking into computers
- Hacking with Finger Port surfing
- Mapping the internet
- Forging E-mail
- Fighting spam
- E-mail bombs
- Hacker wars

and more! But this book will also teach you how to hack safely. It will steer you clear of the law, so that your hacking career won't lead to prison, but to a better job! **By far, the best book on hacking available today!**

268 PAGE PAPERBACK, \$29.95 SHIPPING \$3

Call (800)719-4957 now!

to order (Visa/MC/CCD) or call or write for FREE CATALOG of hard-to-get information about computer viruses, computer hacking, security and cryptography!!

Check our web site: [www.logoplex.com/resources/ameagle](http://www.logoplex.com/resources/ameagle)  
**American Eagle Publications, Inc.**  
P. O. Box 1507, Dept. E.  
Show Low, AZ 85902

# RF Data Modules

- ERP 0.25mW into 50Ω
- 3V(F), 5V(F) or 6-12V(A)
- 418 or 433.9Mhz FM
- simply add antenna, data, power
- Range up to 200m
- Analog or digital data i/p
- SAW controlled - stability
- 10 x 30 x 5mm




TXM-4xx-A ..... \$24.50  
TXM-4xx-F..... \$25.80

- Only 21 x 47 x 5mm
- 13mA; 130µA on power save (100:1)
- Carrier detect o/p
- 418 or 433.9MHz FM Superhet.
- SAW controlled - stability
- Analog or digital o/p
- Wide supply range 4.5-9V (A/F ver.)
- Fast enable time <3ms



SILRX-4xx-A ..... \$39.38  
SILRX-4xx-F..... \$41.92

- Only 23 x 33 x 11mm
- Up to 40,000bps of balanced code
- Up to 170m range.
- 5V operation
- 418 or 433MHz FM
- Direct interface to 5V CMOS logic
- Fast 1ms enable from power saving



BIM-4xx-F..... \$87.36

- 3 wire RS232 interface
- Up to 38400 bps
- 418 or 433MHz FM. 7.5-15Vdc
- TX/RX LED indication
- Up to 150m range



CYPHERNET-RS232 ..... \$139.30



Free Catalog

Tel: (416) 236 3858

FaxBack: (416) 231 9681

Fax: (416) 236 8866

32 Blair Alhoh Cres. Etobicoke, ON, M9A 1X5, Canada

MasterCard / Visa

## WHITE-STAR ELECTRONICS

TEL: 405-631-5153 FAX: 405-631-4788

CONVERTERS: .....	20	50	100+
Regal CR-83.....	4.5	39	35
Panasonic TZPC 175 .....	7.5	69	65
Centurion CF 3000 .....	6.5	59	55
Regal CR-83 Volumm .....	6.9	65	59

Call for FREE catalog.  
405-631-5153




### REMOTE CONTROL

HAND UNITS: .....	20	50	100+
Jerrold Replaces: 400/450/550 .....	4.95	4.50	4.25
Scientific Atlanta: 075/175/475 .....	4.95	4.50	4.25
8600: On screen display .....	7.50	7.00	6.50
Pioneer: BR 81, 82 .....	4.95	4.50	4.25
Panasonic: Call for model # .....	7.50	7.00	6.50
Zenith: All .....	4.95	4.50	4.25
Tocom: 5503-VIP, 5503-A .....	7.00	6.50	6.25
Universal: 4 in 1 R/M .....	7.50	7.00	6.50

Call for Oak, Hamlin, Regal-83, Regency, Texscan, and all others.

### Tamper-Bit tools: (10-lot)

Jerrold compatible bits:	
1/4" Stacom Bit .....	\$8.00
Oval Round D .....	\$20.00
Torx Bit:	
Tocom T-8 .....	\$8.00
Zenith T-10, T-15 .....	\$8.00
Pioneer T-20 .....	\$8.00
Scientific Atlanta T-20 .....	\$8.00
Pio 63XX Oval .....	\$20.00
Bit Driver Handle .....	\$4.00



We carry most remote hand units. If you don't find the one you're looking for, we can locate for you.

Specializing in large quantities.

HOURS: Monday thru Friday 9 am to 5 pm Central Time.

Call for FREE catalog.  
Email: wse405@aol.com

CIRCLE 272 ON FREE INFORMATION CARD

## LIQUIDATING WAY Below Cost

All 6 pcs \$25! as Low as \$49!

AMERICAN BUSINESS YELLOW PAGES  
\$320 Publisher  
\$95 Publisher  
\$49 Publisher

Parts Sources Industry Insider Best Kept SECRETS  
Lowest Prices Ever!

Shop the way the Pro's do Use Their Tools!

Find: Distributors, Manufacturers and Service providers for Products, Services or ANY Component Parts Imaginable from USA & Canada. Sources for Everything from Gears to Semi-conductors to Foreign Assembly Services. Find Products by Description or find ANY Company in the Electronics Industry. Consists of (2vol) Chilton's EITD, (3vol) Springs Technical's EPGD & (1 cd) American Business CD.

\$25 ALL 6 Pcs Current Back issues

\$55 98 Single Edition EITD (Chilton)

\$117 98 3 Edition EPGD (Springs Tech)

\$120 98 American Buss CD

### BIBLE of the IC INDUSTRY

The Best IC Reference Published. Nothing Else like it in the World! 100,000 ICs of EVERY KIND & Every Manufacturer. Specifications, Selected Data Sheets, Every known Cross-reference, Alternate Sources, Manufacturer Profiles & Distributors. Perfect for Sales, Service, Engineering & Experimenters.

\$49 3 Vol. Back Issue of Current Production ICs Perfect for Service & Moderate Design Work \$55 Above if Purchased Alone

\$129 \$195 97 Books, For Advanced Design  
\$159 \$235 97 CD Rom  
\$175 \$195 98 Books  
\$199 \$235 98 CD Rom  
other editions may be available

## SEMICONDUCTOR CROSS REFERENCE & SPEC

Quarter Million Transistors, ICs & Diodes with REFEREE

A Specialist in "Hard to Cross House Numbers" Easy, Powerful & Fast. The Most Comprehensive Software Sold. A selection yields Device Specifications & 75 to 250 Potential Replacements!

Replacement Numbers are Totally Global including Domestic, Asian, European, House Branded, as well as ECG, NTE, SK & GE. Displays Case Drawings, Lead Configuration & Pin-outs for many Devices. Coverage of Replacement Numbers is Very Impressive. 7 Disk Set (17 Meg decompressed) For DOS, Win3.1 & 95 Latest Version 7.11 Includes Many Helpful Conversion Utilities, Tables & Formulas. Includes: 4 HUGE Consumer Electronics Industry Directories  
1- Consumer Electronics Parts Sources (Service) 2- Consumer Electronics Manufacturers  
3- The Entire Computer Industry 4- Semiconductor Manufacturers  
Perfect for Service, Engineering and Purchasing.

### EEM Largest Component Parts Directory

available. All the Major Parts Manufacturers display Entire Product Line Catalogs with Pictures & Data sheets. Cabinets, Transformers, Pots, Semi's, Resistors, Capacitors, Crystals, Coils, Connectors, Wire, Heat sinks, Switches, Fuses, Speakers, Displays, an Endless list! Makes parts sourcing a snap. The 4 Volume (18 Lb) EEM Set shown is available on CD ROM ONLY.



### Bonus Largest Phone Directory Made

de luxe \$219 Select Phone \$19!  
Low as \$19!  
Deluxe 7 Disk!  
Liquidation  
All Cards & COD we don't sell semiconductors Sorry, NO catalog  
Nedcom 800-733-3733 ext 6300 516-826-1808 9-9 EST 7Days

CHILLING Power for Pennies on the Dollar  
97 Business 14 Million!  
with any item alone 1998  
'19! '29! '89  
97 Bus, Muni, & Res  
with any item alone 1998  
'29! '39! '219

# Any waveform you want!




Starting at  
**\$795**

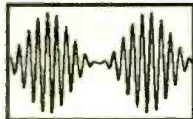
Quantity 1

Money back  
guarantee


## Telulex Inc. model SG-100




DC to 20 MHz linear  
and log sweeps




Int/Ext AM, SSB,  
Dualtone Gen.



Int/Ext FM, PM,  
BPSK, Burst



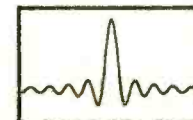
Ramps, Triangles,  
Exponentials




Pulse Generator



Noise



Arbitrary Waveforms



Unlimited Possibilities!

### ● Synthesized Signal Generator

Clean sinewaves DC-20 MHz with .001% accuracy!  
.1 Hz steps. DC Offset. RS232 remote control.

### ● Arbitrary Waveform Generator

40 Megasamples/Second. 32,768 points. 12 bit DAC

### ● Function Generator

Ramps, Triangles, Exponentials & more to 2 MHz!

### ● Pulse Generator

Digital waveforms with adjustable duty cycle

**Telulex Inc.**

2455 Old Middlefield Way S Tel (650) 938-0240 <http://www.Telulex.com>

Mountain View, CA 94043 Fax (650) 938-0241 Email: [sales@Telulex.com](mailto:sales@Telulex.com)

CIRCLE 311 ON FREE INFORMATION CARD

**NEW**

## Digital Power Meter



Measures  
Watts  
& Watt-hours  
(kW-hr)

Simple to use.

Plug the Power Meter into any  
115V AC outlet, and plug the appliance to be  
measured into the Power Meter. That's it!

- Measure REAL ("true") power 3 to 1850 Watts
- Measure Power used, 1 Watt-hour to 9999 kilo-Watt-hr
- Measure power cost (\$), just enter cost per kilo-Watt-hr
- Microprocessor based circuitry
- 16 character LCD display • 4 button keypad
- Digital processing handles any AC waveform, any power factor
- Lifetime Warranty!

Self Calibrating for excellent accuracy!

Performs the same functions as instruments costing \$500-\$1000!  
No other instrument on the market even comes close for this price!!

**Only \$149.<sup>95</sup> Delivered! MC/Visa/MO/Check**

To order, call toll free

**1-888-433-6600**

Brand Electronics,  
421 Hilton Rd.  
Whitefield, ME 04353

[www.mint.net/~ebrand](http://www.mint.net/~ebrand)

For information only, call 1-207-549-3401

**NEW**



**RADIATION®**  
**A.L.E.R.T.**

QUALITY AT YOUR FINGERTIPS

The easy to build Monitor 4 kit is a cost  
effective way for you to survey for radiation



**BUILD OR BUY  
YOUR OWN  
GEIGER  
COUNTER**

The finished kit is a sturdy general purpose Geiger  
counter capable of detecting alpha, beta, gamma,  
and x-rays. Kit price \$160.00



S.E. International, Inc.  
P.O. Box 39  
Summertown, TN 38483-0039  
Tel: 800-293-5759 Fax: 931-964-3564  
E-mail: [seinc@usit.net](mailto:seinc@usit.net) Website: [seintl.com](http://seintl.com)



# PARTS EXPRESS

ELECTRONICS & MORE

## Solid Brass Binding Posts

- ◆ Heavy Duty 5 Way Binding Posts
- ◆ Solid Brass Construction
- ◆ Ideal For High Power Applications
- ◆ Audiophile Quality

When only the best will do! These rugged 5 way solid brass binding posts are perfect for all high power and high performance applications. For use in speaker cabinets with walls up to 1-1/4" thick. Available in red or black color coded versions. Each post includes a plastic shoulder washer, flat washer, and nut. Can be tightened with 9/16" wrench or nut driver. 3-1/8" overall length.


- #090-473 (Black) ..... \$9.50 (1-3) \$8.50 (10-UP)  
 #090-474 (Red) ..... \$9.50 (1-3) \$8.50 (10-UP)

## Eminence Horn Drivers

Super quality, U.S. made compression horn driver features a huge 34 oz. magnet, 2" Kapton voice coil, and titanium diaphragm. ◆8 ohms ◆40 watts RMS power handling capability (conservative). ◆Fs: 600 Hz. ◆Response: 1,000-14,000 Hz. ◆Sensitivity: 100 dB 1W/1m. ◆Dimensions: diameter: 5-3/16", depth: 2-1/8". ◆Net weight: 6 lbs. ◆Replacement diaphragms: 16 ohm - #260-101, 8 ohm - #260-106, \$18.90 each.

- #260-105 ..... \$49.95 (1-3) \$44.50 (4-UP)

## CCD Board Cameras With Audio



- #335-525 (Standard lens) ..... \$99.95 (1-3) \$88.90 (4-UP)  
 #335-530 (Pin hole lens) ..... \$99.95 (1-3) \$88.90 (4-UP)

## Dayton Loudspeaker Co.

### Professional Sound Reinforcement Drivers



Part #	Size	Price (1-3)	Price (4-UP)
295-060	10"	\$70.50	\$64.80
295-065	12"	94.90	86.95
295-070	15"	99.80	91.30
295-075	18"	135.90	124.60

If you haven't received a copy of our current 268 page catalog ... have one added to your order or please give us a call and we will send one out to you immediately.



## MOTOROLA

### KSN1165A High Power Bullet Tweeter

◆Power handling: 200 watts RMS/400 watts max ◆Frequency response: 1,800-30,000 Hz ◆SPL: 92 dB ◆Manufacturer model number: KSN1165A ◆Dimensions: A: 4-1/4", B: 4-1/4", C: 3".

- #270-014 ..... \$12.95 (1-3) \$11.50 (4-UP)

## Dayton Loudspeaker Co.

### 5-1/4" Treated Paper Cone Woofer

Magnet structure is fully shielded to permit audio/video use. ◆Power handling: 30 watts RMS/45 watts max ◆Voice coil diameter: 1" ◆Voice coil inductance: .33 mH ◆Impedance: 8 ohms ◆DC resistance: 6.0 ohms ◆Frequency response: 45-6,000 Hz ◆Magnet weight: 9.5 oz. ◆Fs: 43.4 Hz ◆SPL: 88dB 1W/1m ◆Vas: .61 cu. ft. ◆Qms: 1.82 ◆Qes: .51 ◆Qts: .40 ◆Xmax: 2.5mm ◆Net weight: 2-1/2 lbs. ◆Dimensions: A: 5-1/4", B: 4-3/4", C: 3-1/8", D: 3-3/8", E: 1-3/8".

- #295-300 ..... \$13.50 (1-3) \$12.15 (4-UP)

## more! Soft Dome Tweeters

Part #	Model	Price (1-3)	Price (4-UP)
277-010	MDT-29	\$42.50	\$39.50
277-011	DMS-29	46.50	44.50
277-014	DMS-30	57.50	55.50
277-015	MDT-30	49.90	47.50
277-020	MDT-33 Pair	199.90	195.50
277-025	MDT-10	35.50	33.90
277-030	MDT-20	42.50	39.90
277-035	MDT-39	46.50	45.50
277-040	MDT-40	58.50	56.50

## Amplified Video Switching Center

High quality video switching center gives you the flexibility to watch and/or record different sources simultaneously without the need to move complicated cables. Connect your VCR, CATV, satellite, video game, or home computer to two television sets. Gives you total control of your video system. 4 inputs, 2 outputs, all connections via "F" connectors. Pushbutton design. Amplified, broadband circuitry minimizes signal loss and cross-over. Simulated wood grain cabinet. Net weight: 4 lbs.

- #180-155 ..... \$42.90 (1-3) \$38.50 (4-UP)

## FLUKE

### 70 Series III Analog/Digital Multimeters

Part #	Model	Price
392-042	77-III	\$174.75
392-026	70-III	96.50
392-032	73-III	125.95
392-036	75-III	154.80
392-038	26-III	213.50
392-046	79-III	193.80

## Advanced Speaker Designs For The Hobbyist And Technician

- #500-042 ..... \$16.95 EACH

## DYNAUDIO

AUTHENTIC TECHNOLOGY

## ESOTEC Cast Frame Woofers

Part #	Description	Price (1-3)	Price (4-UP)
297-210	8 Ohm, 15W-75, 5-1/4"	\$127.50	\$119.90
297-215	4 Ohm, 15W-75, 5-1/4"	127.50	119.90
297-230	8 Ohm, 17W-LQ, 6-1/2"	131.90	125.95
297-235	4 Ohm, 17W-LQ, 6-1/2"	131.90	125.95
297-240	8 Ohm, 20W-75, 7-1/2"	145.90	139.90
297-245	4 Ohm, 20W-75, 7-1/2"	145.90	139.90

LARGEST SELECTION OF SPEAKER DRIVERS IN THE COUNTRY!

CALL TOLL FREE  
**1-800-338-0531**

KEY CODE: ENEM

725 Pleasant Valley Dr., Springboro, Oh 45066-1158  
 Phone: 513-743-3000 ◆ FAX: 513-743-1677 ◆ E-Mail: sales@parts-express.com


CIRCLE 262 ON FREE INFORMATION CARD

# ALL ELECTRONICS

C O R P O R A T I O N

## Great Sounding! KOSS DIGITAL Stereo Headphones

Koss MAC-5  
Made for the Ford Motor Company for use in Windstar and Aerostar Vans. These lightweight, adjustable headsets have great sound quality with great bass response for home or studio use. Supra-Aural foam ear cushions for hear-through sound and comfort. The 8' rubberized cords are terminated with 3.5 mm stereo phone plugs. Frequency response: 20-20,000 HZ.



**\$12<sup>50</sup>** each **CAT #HP-5**  
10 for \$100.00

## SPECIAL LOW PRICING Automotive Multi-Voltage Adaptor

Sanbor M-24  
Regulated DC converter plugs into car cigarette lighter and provides power for portable audio and communications devices and many battery operated devices that operate on 500 ma or less. Voltage selector switch for 1.5, 3, 4.5, 6, 7.5 and 9 volts. Polarity switch. Six varieties of output plug including, 2.1, 2.5 and 1.3 mm co-ax power plugs, 2.5 and 3.5 mm phone plugs and 9 volt battery snap.



**\$2<sup>00</sup>** each **CAT #APC-522**  
10 for \$15.00


## High Grade Stereo VIDEO/AUDIO DUBBING CABLE



75 ohm video cable with two audio cables for stereo dubbing. Heavy-duty gold plated metal RCA plugs with spring-steel strain reliefs. Black cord 5 foot long  
**CAT # AVS-60** **\$5<sup>00</sup>** each

## Dual-Tone TELEPHONE EXTENSION RINGER

AT&T# 24060  
Plugs into any standard modular phone outlet so you can hear the phone from wherever you are. Allows you to select "real" bell, high or low electronic tone or turn it off all together. 6" X 3.55" X 1.62" beige case. Includes modular cord and double-sided tape for attachment to wall or cabinet.



**CAT# FR-24060** **\$8<sup>50</sup>** each

## 410 uf, 300 Volt Photoflash Capacitor

Rubycon # 1A2304A  
0.7" diameter X 1.7" long. Right angle PC or solder leads on 0.25" centers.



**CAT # PPC-410** **\$2<sup>00</sup>** each  
10 for \$18.50 • 200 for \$320.00

## Filtered Modular Jack

Corcom # RJ11B-4L-B  
"Signal Sentry™"  
4 pin, RJ-11 modular jack with built-in ferrite block for inductive filtering. 0.52" x 0.8" x 0.59" high. UL, CSA. Large quantity available.



**CAT # MT-4F** **\$1<sup>25</sup>** each  
10 for \$10.00 • 100 for \$85.00

QUALITY  
PARTS

FAST  
SHIPPING

DISCOUNT  
PRICING

CALL, WRITE, FAX  
or E-MAIL For A  
Free 96 Page  
CATALOG.  
Outside the U.S.A.  
send \$3.00 postage.

## RED Ultrabright LED

**PAINFULLY BRIGHT RED LED**  
2500 to 4000 mcd @ 20 ma. These T 1 3/4 (5 mm diameter) red LEDs are significantly brighter than conventional LEDs. At close range, they are painful to look at. They are great for attention getting displays that can be seen from a distance. Water clear in off-state.



**CAT # LED-42**  
**2 for \$1<sup>20</sup>**  
10 for \$5.00  
100 for \$45.00  
1000 for \$400.00

## BLUE LED


High Brightness - T 1 3/4 (5mm) point source BLUE LED. Water clear in off state.



**\$2<sup>75</sup>** each **CAT # LED-45**  
10 for \$22.50

## 120 VAC SOLENOID


Dormeyer Industries # 3000-M-1  
Heavy-duty, pull-type solenoid. 120 Vac, 6.2 ohm coil, continuous duty cycle. 3" x 2.36" mounting base. 2.95" high. 16 lbs pull force at 1". Maximum stroke, 1.25".



**CAT # SOL-51** **\$9<sup>00</sup>** each

## "Hi-8" Video Cassette

SONY Hi-8 Top quality, metal particle 120 minute video cassettes. Used for a short time, then bulk-erased. Each cassette has its own plastic storage box.



**CAT # VCU-8** **\$3<sup>00</sup>** each

10 for \$28.00 • 100 for \$250.00

ORDER TOLL FREE

**1-800-826-5432**

MAIL ORDERS TO:  
ALL ELECTRONICS CORP.  
P.O. BOX 567  
VAN NUYS, CA 91408-0567

FAX (818) 781-2653 • INFO (818) 904-0524  
INTERNET <http://www.allcorp.com/>  
E-MAIL [allcorp@allcorp.com](mailto:allcorp@allcorp.com)

NO MINIMUM ORDER • All Orders Can Be Charged to Visa, Mastercard, American Express or Discover • Checks and Money Orders Accepted by Mail • Orders Delivered in the State of California must include California State Sales Tax • NO C.O.D • Shipping and Handling \$5.00 for the 48 Continental United States - ALL OTHERS including Alaska, Hawaii, P.R. and Canada Must Pay Full Shipping • Quantities Limited • Prices Subject to change without notice.

**MANUFACTURERS - We Purchase EXCESS INVENTORIES... Call, Write, E-MAIL or Fax YOUR LIST.**

CIRCLE 214 ON FREE INFORMATION CARD

[www.americanradiohistory.com](http://www.americanradiohistory.com)

• **68HC11 Micro-Controllers** •

MRC1164GP (kit/assm)\* - Controller w/ 64k \$77.95/\$97.95  
 MSCC11GP (kit/assm)\* - Controller \$27.95/\$37.95  
 \*Uses any 68HC11 Chip (sold separately)

• **68HC11 Expansion Boards** •

ME11GP (kit/assm) - 32k & I/O expansion board for the EVBU \$46.95/\$68.95  
 MRXSGP (kit/assm)- Sensor & I/O expansion board for MRC1164GP \$59.95/\$88.95

• **Programmable Autonomous Mobile Robot Kits** •

ROBOBUGGP (kit/assm)\* - serious six-legged robot \$547.95/\$788.95  
 TAL2 (kit/assm)\* -R&D robot vehicle \$495.95/\$798.95  
 TALJR (kit/assm)\* -expert robot vehicle \$135.95/\$215.95

• **Communications Boards** •

\*First-time buyers of Mekatronix™ brand products need the Com-Kit \$19.95 OR the Com-Pack \$27.95. The card plugs into the back of your PC's serial port/cable. You can then Program your robot or micro-controller in sBASIC, HC11 Assembly, C (ICC11), POGO, Forth or I.C.

• **Servos** •

MS455RGP -42 oz-in dual ball bearing servo \$13.95  
 MS455HGP -Servo modified/continuous rotation \$19.95


• **Software** •

HSDL11GP - MC68HC11 115.2 Kbps downloader \$8.95/ W95  
 ICC11GP -v4.5 HC11 C-Compiler \$71.50 Dos /\$125.50 Win  
 TGPPD01 -Program disk w/ collision avoid. progrm \$8.95  
 TGPPD01 -Program disk w/ line following program \$19.95  
 TGPPSD -Example robot programs & source code \$18.95  
 TJAIPDGP -TJ Artificial Intell. program \$18.95  
 REMRPDGP -IR reading software for select IR TV remotes \$28.95  
 EDUPD01GP -Software & Tutorial for Middle & High Schoolers \$28.95



• **Sensors/Emitters** •

GP1UYRGP32/40 \$6.89/ \$3.49  
 32khz/40khz Infrared Digital Sensors  
 GP1UYHGP32/40 \$9.89/5.89  
 32khz/40khz Infrared Analog Sensors  
 MIR27ERGP \$1.39  
 Corresponding IR emitters



• **MORE** •

CCAMPALGP -Wireless color mini-camera spy \$298.95  
 BC12A500 -A/C adapter/robot battery charger \$9.55  
 AANCGP -6 AA Rechargeable NiCad batteries \$14.55  
 IRREMGP - Remote control module for Talrik Jr. \$22.95

**Orders: Toll Free: 1-888-MR-ROBOT**  
**E-mail: novasoft11@aol.com**


**Web Catalogs:**  
<http://www.mekatronix.com/>  
<http://members.aol.com/novasoft11>

For Technical Questions & other inquiries:  
 novasoft11@aol.com or 804-272-5752

© 1998 Novasoft™, Inc.

# New and Pre-Owned Test Equipment

## Goldstar



Spectrum Analyzer  
 B+K Precision  
 Model 2625

- 150kHz - 1050MHz
- 80dB Dynamic Range
- AM/FM demod Included

**Model OS-9100P → \$899.00**

**Full 100 MHz Bandwidth!**

- Dual-Channel, High Sensitivity
- TV Synchronization Trigger
- Calibrated Delayed Sweep
- Includes Two Probes, 2 Year Warranty

**We Buy Surplus Test Equipment**

**Leader CATV Signal Level Meter Model LF 941**

- ✓ TV/CATV Coverage from 46 - 870 MHz
- ✓ Video/Audio Carrier Measurements \$695.00!

Just Released! → "Series III" Multimeters

**Fluke Model 87III \$309.00 !!!**

## Pre-Owned Oscilloscope Specials

Tektronix 2213	60 MHz	\$549.00
Tektronix 2215	60 MHz	\$649.00
Tektronix 465	100 MHz	\$599.00
Tektronix 465B	100 MHz	\$729.00
Tektronix 475	200 MHz	\$829.00
Tektronix 475A	250 MHz	\$1,199.00

- Professionally Refurbished
- Aligned & Calibrated to Original Specifications
- The Industry Standard of Oscilloscopes
- **1 Year Warranty - The Longest Available!!!**

## SIMMax Module Tester

- \* Tests 72/30 pin SIMMs
- \* Stand alone/portable
- \* Identifies SIMM properties
- \* 10 built-in tests identify most memory defects

**Only \$599.00!**

**See us on the Web!**  
[www.fotronic.com](http://www.fotronic.com)

## Test Equipment Depot

A FOTRONIC CORPORATION COMPANY

99 Washington St. Melrose, MA 02176  
 (781) 665-1400 • FAX (781) 665-0780

email: afoti@fotronic.com

1-800-996-3837



**TOLL FREE 1-800-99-METER**

CIRCLE 321 ON FREE INFORMATION CARD

[www.americanradiohistory.com](http://www.americanradiohistory.com)

August 1998, Electronics Now

Our Complete Catalog is now online 

www.csi.com

**Circuit Specialists Inc.**

**SINCE 1971**

**Check Out What We Have To Offer:**

**Fantastic DMM Offer!!!**

Don't let the price fool you. This meter is a digital multimeter designed for engineers and hobbyists. Equipped with 5 functions and 19 ranges. Each test position is quickly and easily selected with a simple turn of the FUNCTION/RANGE selector rotary switch.

**General Rubber Boot Included**

Display: 3-1/2 Digit LCD, 21mm Figure Height

with Automatic Polarity

Overrange Indication: 3 Least Significant Digits Blank

Temperature for Guaranteed Accuracy:

23°C ± 5°C RH < 75%

Temperature Ranges:

Operating: 0°C to 40°C (32°F to 104°F)

Storage: -10°C to 50°C (14°F to 122°F)

Power: 9V Alkaline or Carbon-Zinc Battery (NEDA1604)

Low Battery Indication: BAT on Left of LCD Display

Dimensions: 188mm long x 87mm wide x 33mm thick

Net Weight: 400g

DC Voltage (DCV)

Range: Resolution: Accuracy:

200mV 100µV ±(1%rdg+2dgt)

2000mV 1mV ±(1%rdg+2dgt)

20V 10mV

200V 100mV

1000V 1V

Maximum Allowable Input: 1000V DC or Peak AC.

DC Current (DCA)

Range: Resolution: Accuracy:

200µA 100nA ±(1.2%rdg+2dgt)

2000µA 1µA ±(1.2%rdg+2dgt)

20mA 10µA ±(1.2%rdg+2dgt)

200mA 100µA ±(1.2%rdg+2dgt)

10A 10mA

Overload Protection: mA Input, 2A/250V fuse.

**\$19.00** any qty

Resistance (Ω) Range: Resolution: Accuracy: 200Ω 100mΩ ±(1.2%rdg+2dgt) 2000Ω 1Ω 20KΩ 10Ω 200KΩ 100Ω 2000KΩ 1KΩ 20MΩ 10KΩ ±(2%rdg+10dgt)

Maximum Open Circuit Voltage: 2.8V Diode Test Measures forward voltage drop of a semiconductor junction in mV test current of 1.5mA Max.

ohFE Test Measures transistor hFE. Frequency Range: 45Hz-450Hz Maximum Allowable Input: 750V rms Response: Average Responding. Calibrated in rms of a Sine Wave.

AC Voltage (ACV) Range: Resolution: Accuracy: 200V 100mV ±(1.2%rdg+10dgt) 750V 1V

**Our Best Offer Ever on a High Quality Full Sized DMM**



CAT NO	DESCRIPTION	PRICE
9300G	Rugged High Quality DMM with Rubber Boot	\$19.00

**Positive Photofabrication Kit Make your own PCB's**

Kit includes the basic items needed to fabricate pre-sensitized printed circuit boards (does not include artwork). Also included is a basic process guide to assist the user in the basics of exposing, developing and etching a PCB. All items fit conveniently in the plastic development tray, and a tight fitting lid is included for handy storage. Additional recommended supplies for fabricating PCB's are: exposure bulb, etchant tank, eye protection, art-work, paper towels.

**Kit Includes**

- 1 each 3"x5" pre-sensitized single sided PCB
- 1 each 4"x6" pre-sensitized single sided PCB
- 1 each 6"x6" pre-sensitized single sided PCB
- 1 each 500ml developer liquid
- 1 each 500ml ferric chloride etching liquid
- 2 each foam brushes
- 1 each plastic development tray
- 1 each rubber gloves
- 1 each instruction sheet



**new!**

CAT NO	DESCRIPTION	PRICE
416-K	Photofabrication Kit	\$27.95

**Positive Photo Resist Pre-Sensitized Printed Circuit Boards**

These pre-sensitized printed circuit boards are ideal for small production runs. They provide high resolution and excellent line width control. High sensitive positive resist coated on 1oz. copper foil allows you to go direct from your computer plot or art work layout. No need to reverse art.

Single-Sided, 1oz. Copper Foil on Paper Phenolic Substrate	CAT NO	DESCRIPTION	PRICE EACH
	PP101	100mm x 150mm/3.91" x 5.91"	\$2.55 \$1.90 \$1.70
	PP114	114mm x 165mm/4.6" x 6.6"	2.98 2.45 1.98
	PP152	150mm x 250mm/5.91" x 9.84"	5.40 3.98 3.60
	PP153	150mm x 300mm/5.91" x 11.81"	6.15 4.48 4.10
	PP1212	305mm x 305mm/12" x 12"	12.78 10.65 8.52

Single-Sided, 1oz. Copper Foil on Fiberglass Substrate	CAT NO	DESCRIPTION	PRICE EACH
	GS101	100mm x 150mm/3.91" x 5.91"	\$ 3.90 \$2.98 \$2.60
	GS114	114mm x 165mm/4.6" x 6.6"	4.80 3.49 3.20
	GS152	150mm x 250mm/5.91" x 9.84"	8.69 5.98 5.78
	GS153	150mm x 300mm/5.91" x 11.81"	10.20 7.20 6.80
	GS1212	305mm x 305mm/12" x 12"	18.88 15.73 12.59

Double-Sided, 1oz. Copper Foil on Fiberglass Substrate	CAT NO	DESCRIPTION	PRICE EACH
	GD101	100mm x 150mm/3.91" x 5.91"	\$ 5.07 \$3.68 \$3.38
	GD114	114mm x 165mm/4.6" x 6.6"	5.95 4.29 3.99
	GD152	150mm x 250mm/5.91" x 9.84"	10.47 7.39 6.98
	GD153	150mm x 300mm/5.91" x 11.81"	11.95 8.69 8.30
	GD1212	305mm x 305mm/12" x 12"	22.09 18.35 14.68

**Exposure System**

Just place your presensitized board and artwork centered under the exposure fixture. Place the convenient acrylic sheet over the board and artwork to hold everything in place. Turn on light. Voila! Exposure takes about 5 minutes. Kit includes one fluorescent tube, stand and acrylic weight.



**new!**

**Features**

- Exposes boards in about 5 minutes!
- Convenient acrylic sheet to hold board in place during exposure (12.5" x 8.5")
- Fluorescent light fixture with plastic cover designed to aid in proper light refractions for even exposure

CAT NO	DESCRIPTION	PRICE
416-X	Fluorescent Exposure System	\$31.95
416-B	Extra Replacement Fluorescent Tube	16.95

**Etching Tank** This handy etching system will handle PC boards up to 8" x 9", two at a time. Ideal for etching your PCB's! System includes an air pump for etchant agitation, a thermostatically controlled heater for keeping etchant at optimum temperature and a tank that holds 1.35 gallons of etchant. A tight fitting lid is also supplied to prevent evaporation when system is not being used. Typical etching time is reduced to 4 minutes on 1oz. copper board!

REDUCES ETCHING TIME!	CAT NO	DESCRIPTION	PRICE
	12-700	Etch Tank System	\$37.95

**Developer** This product is used as the developer on our positive photo-resist printed circuit boards. Includes instructions. 50 gram package, mixes with water, makes 1 quart.

CAT NO	DESCRIPTION	PRICE EACH
POSDEV	Positive Developer	\$.95 \$ .80 \$ .50

**Etching Chemicals/Ferric Chloride** A dry concentrate that mixes with water to make 1 pint of etchant, enough to etch 400 sq. inches of 1oz board.

CAT NO	DESCRIPTION	PRICE EACH
ER-3	Makes 1 pint	\$3.50 \$2.75



**CIRCUIT SPECIALISTS, INC.**

**RECEIVE OUR LATEST 132 PAGE CATALOG!**

It's chock full of all types of electronic equipment and supplies. We've got I.C.'s, capacitors, resistors, pots, inductors, test equipment, breadboarding supplies, PC supplies, industrial computers, data acquisition products, personal computers and computer parts, plus much, much more. FAX us your name and address or call 800-811-5203, ext. 5, to leave a message on our catalog request line.

**SINCE 1971 800-811-5203 602-464-2485 602-464-5824 (FAX)**

**WE ACCEPT:**





## Color Weather Proof Bullet Camera

1/3" CCD with removable rotation capable mounting bracket

### Specifications

Image Sensor: Interline transfer CCD 1/3" format  
 Effective Pixel: 512(H)x492(V) pixels/NTSC  
 512(H)x582(V) pixels/PAL  
 Scanning System: 2 : 1 interlaced  
 Sync System: Internal sync  
 Sync Pulse: 15.734kHz +1%(H)/15.625kHz +1%(H)  
 59.94Hz +1%(V)/ 50Hz +1%(V)  
 Sub-Carrier 3.57 MHz +30ppm  
 400 TV lines (H)  
 Resolution: More than 46dB (typ)  
 S/N Ratio: 0.45  
 Gamma Characteristics: 1 LUX (F1.2 10 IRE)  
 Min. Illumination: Composite video signal : 1.0Vp-p  
 Video Out: Auto white balance  
 White Balance: 1/60 - 1/100,000 SEC(N) 1/50 - 1/100,000 SEC (P)  
 Electronic Shutter: DC 12V + 10%  
 Power Supply: 240mA (typ)  
 Power Consumption: 4mm (78 or 92 degree) F : 2.0  
 Lens: Ambient Operating Temp: -5 deg. C +40 Deg. C  
 Ambient Storage Temp: -10 Deg. C +50 Deg. C RH 95% MAX  
 Dimension: 2 1/8" (L) x 1 1/4" (D)  
 Weight: 3 oz.

**new!**



CAT NO	DESCRIPTION	1	5
WDB-5407S	Color Water Tight Bullet Camera	\$299.00	\$269.00

(water tight for outdoor use, not suitable for sustained underwater use)

## CCD Bullet Cameras

Available with standard or pinhole lens. Virtually indestructible bullet shaped casing. This sleek B&W camera can be mounted on walls or ceilings along narrow corridors or virtually any location for virtually any surveillance application. 0.5 lux minimum illumination with 380 lines of resolution. Even includes a built-in electronic iris for automatic light compensation.

- Features**
- Extremely low power consumption
  - No blooming, no burning
  - 0.5 LUX minimum illumination
  - CCD area image sensor for long camera life
  - Ultra small size allows for simple application and installation
  - Built-in electronic auto iris for automatic light compensation
  - Ultra compact camera

### Specifications

Image Pick-Up Device: 1/3" CCD area sensor  
 No. of Pixels: EIA = 512(H) x 492(V)  
 Pixel Pitch: EIA = 9.6UM(H) x 7.5UM (V)  
 Scanning System: EIA=525 lines, 60 field/sec  
 Sync System: Internal sync  
 H. Resolution: 430 TV line  
 V. Resolution: 400 TV line  
 Usable Illumination: 0.5 Lux F1.6  
 S/N Ratio: More than 48dB  
 Gamma Characteristic: 0.45  
 Video Output: 1.0 - 1.1 up-p 75 Ohm  
 Electronic Shutter Time: EIA=1/60 - 1/50,000 sec.  
 Lens F No. Focal Length: STD : 1.6 Open / 4.3mm(78 deg) Pinhole: 4.3 fixed/ 2.8mm(91.4 deg)  
 Power Consumption: DC 9V (8-10V), 110mA  
 Operational Temp.: -10 deg - +50 deg C RH95% max  
 Storage Temp: -20 deg - +60 deg C RH95% max  
 Dimensions: STD : 22mm(W) x 22mm(H) x 38mm(D) Pinhole: 22mm(W) x 22mm(H) x 30mm(D)  
 Weight: 35g max

**new!**



CAT NO	DESCRIPTION	1	5
WDB-07S	Standard Lens Version	\$144.00	\$129.00
WDB-07P	Pinhole Lens Version	144.00	129.00
WDP-07S/water	Standard Lens Weather Proof	169.00	152.00
WDP-07P/water	Pinhole Lens, Weather Proof	169.00	152.00

## ESD Safe Soldering Stations

- Auto-Temp 136ESD & Auto-Temp 137ESD
- Meets applicable military standards
- ESD safe featuring ceramic heating element and state of the art P.T.C. sensor to ensure accurate temperature performance

### Features

Fine Tune Temperature from 150° C (300° F) through 450° C (850° F) without unnecessary tip or heating element changes.  
**Precision "Tip Temperature" accuracy** is mastered to within ±3° C (6° F) using state of the art circuit technology and a built-in P.T.C. sensor located at the top of each ceramic heater shaft for full safe accuracy.  
**Fast Heat Up & Recovery.** A long life Japanese made ceramic heating element facilitates fast heat up, fast recovery and exacting temperature control with minimal overshoot. Heat-up time to working temperature is attained in about 45 seconds.  
**Spike Free Circuit.** "Zero voltage" switching and fully grounded design meets military application standards for protection of electro-sensitive devices against line transience and voltage spikes. Tip leakage is less than 0.4 mv or 0.5 ohm resistance.  
**External Calibration Port.** A calibration port is located on the face of the unit thus temperature adjustments are quick and convenient.  
**Lightweight Soldering Iron.** Ergonomic mini handle that stays "cool". Handle assembly cord is made from silicone rubber that won't be damaged when coming into contact with high temperature irons.  
**Isolated Power Unit.** The power unit is isolated from the AC line by a high quality



Standard Tip

## CCD Dome Camera with Audio

B&W DOME camera with integrated microphone. Ideal security system application. 12 VDC operation.

### Specifications

Image Device: 1/3" interline transfer CCD  
 Picture Elements: EIA=542(H)x492(V)  
 Scanning System: 2:1 Interlace  
 Synchronization System: Internal  
 Horizontal Resolution: 380 TV Lines  
 Sensitivity: Under 0.3 LUX  
 Electronic Iris (linear): EIA = 1/60 - 1/100,000 sec  
 Video Output: 1.0vp-p, 75 ohm  
 S/N Ratio: More than 50dB  
 Power Supply: 12V DC (±20%)  
 Gamma: r=1  
 Power Consumption: 110 mA max  
 Operating Temp.: -10°C - +50° C  
 Operating Humidity: RH 95% Max  
 Weight: 100g  
 Applied Lens: 3.6mm -92°, 4.3mm -78°  
 AI/EE/Flicker Less/Mirror Image: Jump soldering selection  
 Audio Pick-up Sensitivity: -60dB (0dB=1V/ubar)  
 Audio Frequency Range: 20 Hz - 20 kHz  
 Audio S/N Ratio: More than 40dB  
 Audio Output Level: 1VP-p/600 ohm  
 Dimensions: 87 x 55.5mm

**new!**



CAT NO	DESCRIPTION	1	5
WDDB-6500	B&W Dome Camera	\$144.00	\$129.00

## 1/3" CCD Board Cameras

Available with PINHOLE LENS with AUDIO; STANDARD LENS with AUDIO; and STANDARD LENS with INFRA-RED and AUDIO. These are the world's smallest commercially available CCD board cameras!

### World's Smallest B&W Board Cameras

#### Specifications

Image Pick-Up Device: 1/3" CCD area Sensor  
 Picture Elements: EIA=512(H) x 492(V)  
 Pixel Pitch: EIA=9.6UM (H) x 7.5UM (V)  
 Scanning System: 2 : 1 interlace  
 Scanning Frequency: EIA=525 lines, 60 field/sec (H) 15.750 KHz x 60 HK  
 Resolution: 430 lines  
 Minimum Illumination: 0.03 LUX  
 S/N Ratio: 45DB  
 Lens Mounting: 4.3mm standard, 5mm: pinhole  
 Video Output: 1.0 VP-P/75OHM composite signal  
 Power Requirement: 8-12 VDC (9VDC standard)  
 Power Consumption: 100mA  
 Operating Temperature: -20C - + 70 C RH 95% Max  
 Storage Temperature: -40C - + 85 C RH 95% Max  
 Audio Pick-Up Sensitivity: -60 DB (0DB = 1BUBAR, 1KNZ)  
 Audio Frequency Range: 20 Hz to 20kHz  
 Audio S/N Ratio: More than 35DB  
 Audio Output Level: 1VP-P/600 OHM  
**Dimensions**

WDP-2000



WDS-2005



WDI-4000

CAT NO	DESCRIPTION	1	5
WDP-2000	30mm (H) x 30mm (W)		
WDS-2005	30mm (H) x 30mm (W)		
WDI-4000	44mm (H) x 30mm (W)		

CAT NO	DESCRIPTION	1	5
WDP-2000	1/3" B&W Pinhole Lens with Audio	\$89.00	\$77.00
WDS-2005	1/3" B&W Standard Lens with Audio	89.00	77.00
WDI-4000	1/3" B&W Infra-RED with Audio	89.00	77.00
WDPH-55BW	Plastic Housing Option for B&W Board Cameras (WDP-2000 & WDS-2005 ONLY)	13.00	12.00

**SEE OUR ON-LINE CATALOG AT [www.cir.com](http://www.cir.com)**

**CIRCUIT SPECIALISTS, INC. 800-811-5203**  
**SINCE 1971 602-464-2485**  
**602-464-5824 (FAX)**



XYTRONICS

136ESD 137ESD w/ Digital R/O

transformer and only 24 Vac voltage is used to drive the heating element. ESD Safe. Exceeds all soldering equipment military specifications regarding electro static sensitive devices for critical applications. **Lock-Out Feature:** Constructed with a lock-out feature to allow supervisors only to set and lock specific soldering temperatures. Accomplished via a special sized allen head screw located on the front panel. Superior High Insulation ceramic heater provides insulation rated over 100Mohms at 750° F. Optional SMD Tip Series for re-work applications. Range of interchangeable tips available for maximum system flexibility.

SEE [www.cir.com](http://www.cir.com) FOR OUR SELECTION OF REPLACEMENT TIPS, REPLACEMENT IRONS AND SMD TIPS.

CAT NO	DESCRIPTION	1	5
136ESD	Electronic Temp Controlled Soldering Station	\$99.00	\$88.00
137ESD	Electronic Temp Controlled Soldering Station w/ Digital Readout	129.00	114.00

# ELECTRONIX EXPRESS

## WELLER SOLDERING STATION - MODEL WLC 100

- Variable power control (5 to 40 watts)
- Replaceable heating element
- Quality light-weight pencil iron

**\$36<sup>95</sup>**



## SOLDERLESS BREADBOARD

830 tie points. MB102PLT model features 3 binding posts and aluminum backplate.

Part No.	1-9	10+
MB102	5.95	5.00
MB102PLT	8.95	8.00



## SOLDERING IRON 3-WIRE

**HIGH PERFORMANCE**  
#060501

**\$5<sup>25</sup>**



## DUAL-TRACE OSCILLOSCOPE

W/HIGH RESOLUTION, BLUE CRT  
INCLUDES PROBES, POWER CORD  
2 YEAR WARRANTY

Goldstar 5020  
20MHZ **\$349<sup>00</sup>**



## INSTEK® FUNCTION GEN.

WITH INT/EXT  
FREQ. COUNTER

MODEL 8016 **\$215<sup>00</sup>**



SCOPE PROBE 60 MHZ  
SWITCHABLE X1, X10 **\$12<sup>95</sup>**

## ALLIGATOR LEADS

SET OF 10 **\$2<sup>10</sup>**



## DIGITAL MULTIMETER

WITH CAP/FREQUENCY  
TRANSISTOR TESTER  
Model DM645 **\$34<sup>95</sup>**



## SWITCHES

8 POS DIP ..... 60¢ ea.  
Mini Toggle SPDT ..... 50¢ ea.



## PAD-234 DIGITAL/ANALOG TRAINER

Complete portable workstation. Variable and fixed power supplies, function generator, digital I/O, rugged design, high impact case.



Assembled **\$150<sup>00</sup>** Kit **\$110<sup>00</sup>**

## HIGH QUALITY TOOLS

With Cushion Grips and Return Spring

Needle Nose Pliers **\$2<sup>95</sup>**

Wire Stripper **\$1<sup>50</sup>**

Diagonal Cutter **\$2<sup>95</sup>**

## POWER SUPPLIES

0-30 VDC, 0-3 Amp. Built-in current limiting, overload protected, constant voltage and current operation.



01PSGP4303A Analog Display **\$165.00**  
01PSGP4303D Digital Display **189.00**

## HELPING HAND WITH MAGNIFIER

#060836 **\$3<sup>50</sup>**



## RESISTOR KIT

1/4W 5% film. 5 pieces each of 73 values. 365 pieces total.

**\$3<sup>95</sup>**

## MOTION DETECTOR

\$2 ea. - 10 For \$15



LM555 10 Min.	22¢ ea.
LM741 10 Min.	27¢ ea.
74LS00 10 Min.	18¢ ea.
7805 Regulator 10 Min.	30¢ ea.
2N3904 10 Min.	6¢ ea.
PN2222 10 Min.	6¢ ea.
Red LED T 1 1/4 10 Min.	6¢ ea.
Green LED T 1 1/4 10 Min.	7¢ ea.
Yellow LED T 1 1/4 10 Min.	8¢ ea.
Photo Cell 10 Min.	65¢ ea.
100K Pot., 1" ShaR PC ML 10 Min.	15¢ ea.

## 1 LB. 60/40 Solder Roll .031" \$5<sup>95</sup>

DESOLDER PUMP W/TIP #060820 **\$3<sup>50</sup>**

## 15 TURN POT 7 SEG. DISPLAY

Bourms 3006P series. All standard values available. **69¢ ea.**

MAN72 C.A Red 0.3" **60¢ ea.**  
MAN74 C.C Red 0.3"

## FREE CATALOG

MORE Low-Priced Items In Our

**FREE**

216-Page Catalog



TERMS: Min. \$20 + shipping. School Purchase Orders, VISA/ MC, Money Order, Prepaid. NO PERSONAL CHECKS, NO COD. NJ Residents: Add 6% Sales Tax.

In NJ: 732-381-8020  
FAX: 732-381-1572

365 Blair Road • Avenel, NJ 07001-2293

**800-972-2225**

http://www.elexp.com  
email: electron@elexp.com

CIRCLE 323 ON FREE INFORMATION CARD


# Projects, Design Ideas... DIY AUDIO BOOKS

AND MORE FROM OLD COLONY SOUND LAB



## Loudspeaker Design Cookbook

by Vance Dickason  
Fifth edition of the DIY loudspeaker "bible" includes information on home theater and car audio! Over 50,000 copies in print in six languages!  
BKAA2-V **\$34.95**



## Beginner's Guide to Tube Audio Design

by Bruce Rozenblit  
Terrific introduction to designing audio circuits with tubes, de-mystifies this old and new-again technology!  
BKAA42 **\$24.95**



## NEW! Testing Loudspeakers

by Joseph D'Appolito  
Everything you need to know about loudspeaker testing from the why to the how. Covers the full range of measurement systems from analog to PC-based systems.  
BKAA45 **\$34.95**

Call toll-free 1-888-924-9465

ENS98

Send me my FREE copy of the OLD COLONY SOUND LAB catalog!

• BOOKS • TEST CDS • SOFTWARE • PC BOARDS • KITS •

NAME

STREET & NO.

CITY

STATE

ZIP

AUDIO AMATEUR INC., PO BOX 876, PETERBOROUGH, NH 03458-0876 FAX TO 603-924-9467



Whaddya Say To  
A Guy Who's Had  
The Same Job  
For 50 Years,  
Has Never Called  
In Sick Or  
Showed Up Late,  
Never Taken A  
Vacation Or A  
Holiday, Never  
Asked For A  
Raise Or Griped  
About His Bonus  
And, Believe It Or  
Not, Has No  
Plans For  
Retirement?



Thanks.

Remember - only you can prevent forest fires.

## COUNTERSURVEILLANCE COVERT SURVEILLANCE

### VIBRATING TRANSMITTER DETECTOR

**DETECTS:**

- Body Wires
- FM Wireless Mics
- AM Transmitters
- UHF Transmitters



**AI-2100. . . \$140.00**

### TRVD-900

**DETECTS:**

- Body Wires • Transmitters
- Tape Recorders • Video Equipment



**TRVD-900. . . \$395**

### BLACK BOX COLOR CAMERA



**BX-985. . . . . \$195**

### SMOKE DETECTOR COLOR CAMERA



**SD-985. . . . . \$275**

### COVERT COLOR VIDEO LAMP

- 380 (H) TV Lines
- 2 Lux Sensitivity
- Undetectable Lens



**VL-985. . . \$395**

### AI-5500 COMPLETE SAFETY SYSTEM

**DETECTS:**

- All Phone Taps
- All Body Wires
- All Transmitters

**DISRUPTS:**

ALL TRANSMITTERS & BODY WIRES WITH ITS BUILT-IN  
WHITE NOISE SIGNAL BREAKER



**\$350**

### WSS-300 COLOR WIRELESS SURVEILLANCE SYSTEM

**FEATURES:**

- FCC Approved 2.4GHz Transmitter / Receiver
- Radio w/ Built-In Color Camera / Transmitter
- 380 (H) TVL Resolution • Super Low 2 Lux
- 4-Channel Receiver • 300' Transmission

Note: Cassette Player Non-Functioning **\$595**



All 985 Series Color Cameras Feature: Superior Resolution - Over 380(H) TV Lines  
Super Low 2 Lux Sensitivity, 3.7mm Wide-Angle Lens. Built-In Backlight Compensation.

Items May Be Purchased by Credit Card, Certified Check, Money Order or C.O.D.

Source  
Code  
807EN

## AMERICAN INNOVATIONS, INC.

119 ROCKLAND CENTER - SUITE 315 • NANUET, NY 10954

VOICE: (914) 735-6127 • FAX: (914) 735-3560

HTTP://WWW.SPYSITE.COM • E-MAIL: AMERICAN@SPYSITE.COM

Sale Ends  
7/31/98

CIRCLE 315 ON FREE INFORMATION CARD

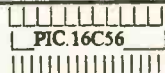
SEE WHAT TAKES SHAPE. EXERCISE.

American Heart Association

© 1992, American Heart Association

### MICRO TEST, INC.

1800.931-9440



### DIAGNOSTIC TEST CHIP

WE STOCK A COMPLETE LINE OF CHIPS, TOOLS,  
WIRELESS QUICK INSTALL TEST BOARDS AND  
DIAGNOSTIC CUBES FOR ALL CONVERTERS!  
ANYONE IMPLYING ILLEGAL USE WILL BE DENIED  
SALE. WE SELL PRODUCTS ONLY!! TO TECHNICIANS  
OR CABLE REPAIR FACILITIES!! IN CUSTOMER  
SERVICE & TECH. SUPPORT! ALL ORDERS SHIP WITHIN  
24 HRS. UPS/FED-X. NEXT DAY SHIPPING AVAILABLE!!

WE STOCK CRITAL 119.MHZ  
BEST PRICE IN THE MARKET

TEST BOARD STAR FROM \$9.95 INCLUDES SWITCH &  
RESISTER ECT.

TECH SUPPORT 702-437-944 C.O.D. AVAILABLE.

### Carpet Rover Robot Kit \$115.00



#### Build your own functional Carpet Rover Robot

The kit comes complete with all hardware,  
structural components, 2 Hitec servos, First Step  
Basic Stamp kit, software and an illustrated assembly  
manual. This robot is an excellent foundation for many  
experiments such as; obstacle avoidance, maze negotiation,  
computer art and line tracking. Large 3" wheels handle rough terrain. It is  
a lot of fun to build and even more fun to operate. Check out our web site  
for more information and other robot kits.

• Line Tracker Option \$20.00 • Infrared Proximity Dat \$30.00 • Mobile Robots Book \$48.00

Quantity discounts available. \$7.50 Shipping & Handling for USA, call for International and  
quantity shipping charges. IL residents add 6.25% sales tax to total.

Many more robot kits, ask for our free catalog!

Lynxmotion, Inc.  
104 Partridge Road  
Pekin, IL 61554-1403 USA



Tel: 309-382-1816  
Fax: 309-382-1254  
www.lynxmotion.com  
jrye@lynxmotion.com



August 1998, Electronics Now

93

## SINACO ELECTRONICS

PIC16C54 & 16C56, 16C57  
GAL16V8, 20V8, 22VID  
EPROM 2764A, 256, 512  
MC68HC705AC8P  
G2256 Static Ram . . . and much more

Tel: 818-705-1880 Fax 705-1881

## CABLE TV CONVERTERS

Equipment & Accessories  
Wholesalers Welcome

Call C&D ELECTRONICS  
1-888-615-5757 M-F 10a-6p

## BUGGED??

**EAVERDROPPING** is unbelievably widespread! Electronic Devices with amazing capabilities can be monitoring your telephone and room conversations RIGHT NOW! Are you sure you're safe? **FREE CATALOG tells you fast!** Includes Free Bonus details on fantastic opportunities now open in Counter-Surveillance field. Exciting, immensely interesting and EXTREMELY profitable (up to \$250 hr) full/part-time income. Call Now! **1-800-732-5000**

## FCC License Preparation

Electronics Tech., Avionics, Marine & Radar  
**HOMESTUDY**—Fast, Easy & Inexpensive  
Manuals, Audio, Video, PC disks, latest Q&As  
Free 1-800-800-7555 "Guaranteed Pass"  
See at <http://www.worldaccessnet.com>  
BusinessShowcase/wpt. 4701 NE 47th St.  
Vancouver, WA 98661 - WPT Publications

ABC ELECTRONICS 315 7TH AVE N. MPLS. MN. 55401  
(612)332-2378 FAX (612)332-8481 E-MAILS [SRP1@VISI.COM](mailto:SRP1@VISI.COM)  
WE BUY TEST EQUIPMENT AND COMPONENTS.  
VISIT US ON THE WEB AT [WWW.ABCTEST.COM](http://WWW.ABCTEST.COM)

### POWER SUPPLY SALE

#### DIGITAL READ OUT

AEHR 3304D-10100	0-10VDC/0-100A	\$350.00
AEHR 3304D-20050	0-20VDC/0-50A	\$450.00
AEHR 3304D-20030	0-20VDC/0-30A	\$250.00
AEHR 4604D-20250	0-20VDC/0-250A	\$750.00
LAMBDA LQ521	0-20VDC/0-3.3A	\$150.00
LAMBDA LQ520	0-10VDC/0-5A	\$150.00
LAMBDA LES-F-03-OV	0-36VDC/0-24A	\$500.00
LAMBDA LES-F-01-OV	0-7.5VDC/0-100A	\$200.00
LAMBDA LQ531-9563	0-20VDC/0-8.6A	\$300.00
LAMBDA LQ530-9563	0-10VDC/0-14A	\$200.00
LAMBDA LQD-421 DUAL	0-20VDC/0-1.7A	\$250.00
LAMBDA LT-801	0-7.5VDC/0-150A	\$250.00

#### ANALOG READ OUT

EMI TCR 600S1.6	0-600VDC/0-1.6A	\$500.00
EMI TCR 20S30	0-20VDC/0-30A	\$250.00
EMI SCR 40S13	0-40VDC/0-13A	\$250.00
EMI SCR 300-3	0-300VDC/0-3A	\$300.00
EMI SCR 10-300	0-10VDC/0-300A	\$600.00
EMI SCR 10-150	0-10VDC/0-150A	\$400.00
HP 6443B	0-120VDC/0-2.5A	\$350.00
HP 6284A	0-20VDC/0-3A	\$150.00
HP 6205B DUAL	0-40VDC/0-3A/ 0-20VDC/0-6A	\$300.00
HP 6296A	0-60VDC/0-3A	\$350.00
HP 6282A	0-10VDC/0-10A	\$200.00

#### ANALOG READ OUT

LAMBDA LK343AFM	0-36VDC/0-9A	\$350.00
LAMBDA LH125AFM	0-40VDC/0-3A	\$250.00
LAMBDA LH122FM	0-20VDC/0-5.7A	\$150.00
LAMBDA LK341FM	0-20VDC/0-13.5A	\$200.00
LAMBDA LH131AFM	0-120VDC/0-1.2A	\$250.00
LAMBDA LK352FM0V	0-60VDC/0-15A	\$400.00
LAMBDA LK360FM	0-20VDC/0-66A	\$500.00
LAMBDA LP534FM	0-120VDC/0-1.2A	\$250.00
LAMBDA LPD421AFM DUAL	0-20VDC/0-1.7A	\$200.00

HP 6289A	0-40VDC/0-1.5A	\$150.00
HP 6294A	0-60VDC/0-1A	\$140.00
HP 6299A	0-100VDC/0-.75A	\$180.00
HP 6106A	0-100VDC/0-.2A	\$140.00
HP 6224B	0-24VDC/0-3A	\$150.00
HP 6112A	0-40VDC/0-5A	\$100.00
HP 6271B	0-60VDC/0-3A	\$300.00
HP 6439B	0-60VDC/0-15A	\$500.00
HP 6823A	+/- 0-20VDC/+0-.5A	\$80.00
HP 6286A	0-20VDC/0-10A	\$200.00

OTHER SUPPLIES IN STOCK PLEASE CALL WITH NEEDS

Since 1965, we've worked to make sure all children have the opportunity to learn valuable lessons during the years when it's easiest for them to learn. To find out how you can help, call your local Head Start.



Nurture the future  
BE A HEAD START VOLUNTEER



# ❖ ATTENTION CABLE VIEWERS ❖

CABLE VIEWERS. . . get back to your **BASIC** Cable Needs

**Call 800-577-8775**

For information regarding all of your **BASIC** cable needs.

**5 GOOD REASONS TO BUY OUR FAR SUPERIOR PRODUCT**

- ❖ PRICE
- ❖ EFFICIENT SALES AND SERVICE
- ❖ WE SPECIALIZE IN 5, 10 LOT PRICING
- ❖ ALL FUNCTIONS (COMPATIBLE WITH ALL MAJOR BRANDS)
- ❖ **ANY SIZE ORDER FILLED WITH SAME DAY SHIPPING**

We handle **NEW** equipment **ONLY** - Don't trust last year's **OBSOLETE** and **UNSOLD** stock!  
**COMPETITIVE PRICING—DEALERS WELCOME**

**HOURS: Monday-Saturday 9-5 C.S.T.**

It is not the intent of B.E.S.W. to defraud any pay television operator, in we will not assist any company or individual in doing the same. Refer to sales personnel for specifications.

**BASIC  
ELECTRICAL  
SUPPLY &  
WAREHOUSING  
CORPORATION**

**P.O. Box 8180 ■ Bartlett, IL 60103 ■ 800-577-8775**



www.jm-micro.com

**PIC In-Circuit Emulator**

for the PIC16Cxx from \$295

**PIC Programmer** \$155

**80C552 (8051) Development Training System** \$235

**68HC11 SBC** \$120

**ROMY-16 EPROM Emulator** from \$195

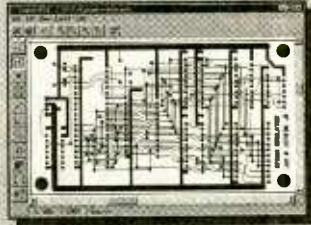
**Universal Microprocessor Simulator/Debugger (including Assembler, and Disassembler)** \$100 each CPU

**J&M Microtek, Inc.**

83 Seaman Rd, W Orange, NJ 07052  
Tel:(973)325-1892 Fax:(973)736-4567

**Free Software  
PC Boards Under \$100**

- 1 Download our Win95 layout software
- 2 Design your 2 sided plated-through PCB
- 3 Send us you layout over the Internet
- 4 In 2-3 business days, UPS delivers your boards, typically under \$100



www.expresspcb.com

**CABLE TV  
EQUIPMENT**

Converters, Test Cubes & Chips

**1 Year Warranty  
30 Day Money  
Back Guarantee**



**"ABSOLUTE LOWEST  
WHOLESALE &  
RETAIL PRICES"  
CABLE U.S.A.  
1-888-388-CUBE**

**VIDEO SYNC GENERATOR**



Restores Horizontal and Vertical Sync Lines from Distorted Video



For Free Information Package and Pricing



Call 219-236-5776  
www.south-bend.net/rcd

Restored Sync with VSG

R.C. Distributing, P.O. Box 552, South Bend, IN 46624

**Quality Microwave TV Systems**  
WIRELESS CABLE - IFTS - MMDS  
ATV - INTERNATIONAL - DIGITAL  
Amplifiers • Antennas • Books • Components  
• RF Frequency 2100-2700 MHz  
• SASE For "FREE" Catalog or Send \$1

**PHILLIPS-TECH ELECTRONICS**  
P.O. Box 13074 • Scottsdale, AZ 85267-0074  
CATALOG/INFO: 602-947-7700  
ORDER LINE: 800-880-MMDS  
FAX LINE: 602-947-7799  
WEBSITE: www.phillips-tech.com  
E-MAIL: product@phillips-tech.com

**CHALLENGER SYSTEMS**  
31 Channel Complete \$248  
Other Systems Available  
5 Year Warranty  
FREE SHIPPING  
Visa • MC • AMEX • Discover • CODs • Quality Pricing

**Plant Trees for America™**

**BUY BONDS**



- PRODUCT ENGINEERING
- FIRMWARE DEVELOPMENT

**"QUALITY IS OUR CAPITAL CONCERN."**

**Complete On Site  
Electrical Engineering Lab**

- REVERSE ENGINEERING
- RF CIRCUIT DESIGN & MANUFACTURING

• MICRO CONTROLLER & EPROM HARDWARE & SOFTWARE DEVELOPMENT

From Auto-Routing to CNC Routing to Electronic Assemblies...  
**Capital Electronics is Your Best Route For Printed Circuit Boards.**

**DESIGN/LAYOUT**

- CAD LAYOUT SERVICES
- COMPATIBLE WITH ALMOST ALL CAD SYSTEMS
- FROM SCHEMATICS OR SAMPLE PCB'S
- PHOTOPLOTTING SERVICES
- 28,800 BAUDE MODEM

**PRINTED CIRCUIT BOARDS**

- SINGLE & DOUBLE SIDED
- MULTI-LAYER & FLEXIBLE PCB'S
- FROM QUICK TURN PROTOYPES TO SCHEDULED PRODUCTION RUNS
- FINE LINES, SMT
- ELECTRICAL TESTING
- PRECIOUS METAL PLATING

**ASSEMBLY SERVICES**

- FAST TURN BOARD STUFFING
- WIRE HARNESSES
- WAVE SOLDERING
- ACQUISITION OF PARTS
- FINAL TESTING
- TURNKEY SERVICES
- CUSTOM ENCLOSURES

**For Quick & Competitive Pricing or More Information,  
Please Call Us Today!**

303 Sherman Street • Ackley, Iowa 50601  
**(515) 847-3888**

Fax (515) 847-3889 • Modem (515) 847-3890



**Internet Access:**

For Automated Info Response:  
INFO@capital-elec.com

E-Mail: Quote@capital-elec.com

Web Access: http://www.capital-elec.com

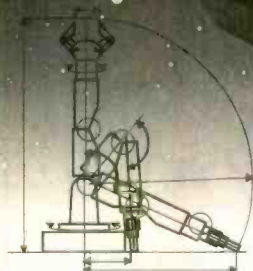
# TRAIN IT TO DO JUST ABOUT ANYTHING.



**\$ 69.95**

## The Robotic Arm Trainer Kit

Available July, 1998



**G**rab, release, lift, lower, wrist rotate, or pivot 350°! Our new Robotic Arm Trainer does that and much more, while teaching basic robotic sensing and locomotion principles and simultaneously, testing motor skills. The Trainer is commanded via a five switch, wired controller with corresponding LED lights. Educators, hobbyists or students will be delighted in observing the dynamics of gear mechanisms through the transparent arm as well as by the optional technology curriculum and PC/Compatibles interface. You can also expect other OWI features: quality, affordability and attention to detail. Call today to order this or any of our full line of specialized robotic kits.

Visit our homepage @ <http://www.owirobot.com>  
E-mail: [owi@ix.netcom.com](mailto:owi@ix.netcom.com)

### Five axes of motion

Base to rotate left and right  
350°

Shoulder moving range  
120°

Elbow moving range  
135°

Wrist rotate CW & CCW  
340°

Gripper open & close  
55 mm (2.2 inches)

### Product Dimensions

Maximum length outwards  
360 mm (14.2 inches)

Maximum heights upwards  
510 mm (20.1 inches)

Maximum lifting capacity  
130 g (4.6 oz)

Control Box  
5 switch controller

Power Source  
4 each "D" batteries  
(not included)

# EK

ELEKIT

1160 Mahalo Place, Suite B  
Rancho Dominguez, CA 90220-5443  
(310) 638-7970 • Fax: (310) 638-8347



Order M - F:  
8a.m. - 4p.m. PST



CIRCLE 333 ON FREE INFORMATION CARD

# VARIAC

Excellent for controlling & testing various electronic products such as, Motor, Transformer, Lighting Control, School Electronics Lab / **1000VA**



\$69.89

Qty. 3+

# DIGITAL MULTIMETER

Basic Digital Multimeter with Transistor "hfe" and Continuity Test.



Qty. 3+

\$11.99

**1-888-456-4517**

Associated Elec. & Eng. Co./ AEEC

PO Box 4766,  
Santa Clara CA 95056

## REMEMBER, ONLY YOU CAN PREVENT FOREST FIRES.

A Public Service of the USDA Forest Service and Your State Forester.



# ELECTRONIC SHOPPER

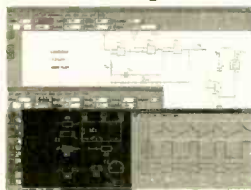
## COMPLETE INTEGRATED CAD/CAE SYSTEM Schematic, Simulation and Layout

EDWIN NC<sup>\*</sup> Deluxe 3

- ⊞ Full integration of Schematic and Layout
- ⊞ On-line help
- ⊞ Library viewer with editing possibility
- ⊞ Up to 100 schematics sheets
- ⊞ Up to 32 layers
- ⊞ Automatic DRC with user specified parameters
- ⊞ Automatic component renaming
- ⊞ Mixed-mode simulation (AC, DC and TD analysis)

### Optionals:

- ⊞ Thermal Analysis for PCI: \$ 29.99
- ⊞ EDSpice Simulator (Spice): \$ 59.99
- ⊞ EDComx (Spice model generator): \$29.99



## EDAShop

P.O. Box 55-8207

Miami, Florida 33255-8207

Phone: (305) 267-4005 Fax: (305) 267-0709

Web site: <http://www.edashop.com>

\* The "NC" version (Non-Commercial) is destined only for students, hobbyists and educational institutions. Companies must purchase the "Professional" version. However, there aren't any differences between "NC" and "Professional" versions.

### The Electronic Experimenter's Journal

It's part catalog, part magazine and part data book with kits, parts, plans, articles, and application notes.

Call for your **FREE** copy today



Debco Electronics  
4025 Edwards Rd.  
Cincinnati, OH 45209

**1 800 423-4499**

## CABLE TV CONVERTERS

Equipment & Accessories  
Wholesalers Welcome

Call C&D ELECTRONICS

1-888-615-5757 M-F 10a-6p

Digital Entertainment  
also available through  
**Skyvision**



USEB



**4D TV**  
FOR C-BAND



## BEST Values from Skyvision!

**Receivers**  
from \$229  
including 4DTV

**Dish Movers**  
12" to 52" for all  
C- and Ku-band dishes

**LNBS**  
All kinds  
to heat up your picture

**Tune-Up Kits**  
for C/Ku band & DBS

**Programming**  
Save 30% - 50% with Skypac®

**Support**  
Customers enjoy toll-free technical help

Keep your C-band System Running Strong

Everything on the air for complete variety

Enjoy debut of new channels  
Often in the clear for months

Wild feeds... Action as it happens

Programming you want at a price  
you can afford to pay

Whether you're considering your first  
satellite TV entertainment system or  
looking for an upgrade to your  
current system, Skyvision provides  
the best in hardware, technical  
support, convenience,  
low cost and service.

1010 Frontier Drive  
Fergus Falls, MN 56537

Fax: 218-739-4879 Int'l: 218-739-5231

All marks shown are registered trademarks  
of their respective owners.



**1-800-543-3025**  
[www.skyvision.com](http://www.skyvision.com)

**Skyvision**

August 1998, Electronics Now

CIRCLE 270 ON FREE INFORMATION CARD


97

# Test Equipment Sales

## Sizzling Summer Sale on new LeCroy scopes !!



Looking for a 400 MHz 4 channel scope?  
Why spend \$8000 for a used TEK 2465B  
when you can buy a new **LeCroy LA314**  
for **\$6795** with a 3 year warranty !!!



Also available is a replacement for the  
TEK 2467B. The **LeCroy LA354** boasts a  
500 MHz bandwidth and ultra high writing  
speed for an unbelievable **\$11,500** with  
a 3 year warranty !!!

Ask about our line of new products including  
Instek, Fluke, Tektronix and more !

Here is a sample of our used equipment inventory

HP 3488A SWITCH/CONTROL UNIT.....\$895	FLUKE 6060B SIGNAL GENERATOR..\$3295
HP 3325A-002 GENERATOR W/OPT.....\$1 795	TEK 2236 SCOPE W/Cntr & DMM...\$1095
HP 6002A-001 AUTORANGE SUPPLY.....\$650	TEK 2465A 350MHz 4 ch. SCOPE...\$3495
HP 5314A UNIVERSAL COUNTER.....\$295	TEK 7L18 SPECTRUM ANALYZER.....\$1695
HP 8590A SPECTRUM ANALYZER.....\$4950	BMI 8800 POWERSCOPE .....\$4995

**CALL 800 684-4651 OR FAX (603) 425-2945**

**WWW.TESALES.COM**

CIRCLE 212 ON FREE INFORMATION CARD

## DATA ACQUISITION & CONTROL

AFFORDABLE PLUG-IN BOARDS FOR PC's ISA BUS

ANA100 Analog I/O ..... \$ 99



- 8 Channel 8-Bit
- 0 to 5 Volt Input
- 14 TTL I/O lines
- Analog Output
- 400KHz Sampling

DIG100 Digital I/O ..... \$ 39



- 82C55 PPI
- 24 or 48 TTL I/O Lines option
- Selectable Base Address

ANA150 Analog/Counter... \$ 89



- 8 Channel 8-Bit
- 0 to 5 Volt Input
- 3 16-Bit Counters
- 400KHz Sampling

DIG200 Counter I/O ..... \$ 79



- 3 16-Bit Counters
- 8 TTL Input lines
- 8 TTL Output lines
- Selectable Clock Frequency Input

ANA200 Analog I/O ..... \$ 79



- 1 Channel 12-Bit
- 0 to 5 Volt input optional bi-polar
- 100KHz / 300KHz Sampling rate
- 24 TTL I/O lines

ANA201 Analog ..... \$ 119



- 8 Channel 12-Bit
- x1, x5, x10, x50 Programmable Channel gain
- 100KHz Sampling rate

On-Line Product Catalog at Our Web Site

<http://www.Bsof.com>

E-Mail: [Sales@Bsof.com](mailto:Sales@Bsof.com)

**BSOFT Software, Inc.**

444 COLTON ROAD \* COLUMBUS, OH 43207  
PHONE 614-491-0832 \* FAX 614-497-9971

## PIC'n Books

LEARN ABOUT PIC16/17 MICROCONTROLLERS

### EASY PIC'n Beginner

- Programming techniques
- Instruction set
- Addressing modes
- Bit manipulation
- Subroutines
- Sequencing
- Lookup tables
- Interrupts
- Using a text editor - source code
- Using an assembler
- Timing and counting
- Interfacing - I/O conversion
- Lots of examples

\$29.95

### PIC'n Up The Pace Intermediate

- Serial communication PIC16 to peripheral chips
- PIC16 to PIC16
- Serial EEPROMS
- LCD interface
- Scanning keypads
- D/A conversion
- Sensors - analog voltage output
- A/D conversion
- Math routines
- Decimal interface
- PIC16F84 EEPROM data memory
- Lots of circuits and code

\$34.95

+ \$4 s/h in US for one book, \$5 both books  
VISA, MC, AMEX, MO, Check  
CA residents please add 7.25% CA sales tax  
PIC is a trademark of Microchip Technology Inc.

**SQUARE 1 ELECTRONICS**

P.O. Box 501, Kelseyville, CA 95451  
Voice (707) 279-8881 FAX (707) 279-8883  
Web Site: <http://www.sq-1.com>  
E-Mail [sqone@pacfic.net](mailto:sqone@pacfic.net)

## Synthesized FM Stereo Transmitter



Microprocessor controlled for easy frequency programming using DIP switches, no drift, your signal is rock solid all the time - just like the commercial stations. Audio quality is excellent, connect to the line output of any CD player, tape deck or mike mixer and you're on-the-air. Foreign buyers will appreciate the high power output capability of the FM-25; many Caribbean folks use a single FM-25 to cover the whole island! New, improved, clean and hum-free runs on either 12 VDC or 120 VAC. Kit comes complete with case set, whip antenna, 120 VAC power adapter - easy one evening assembly.

FM-25, Synthesized FM Stereo Transmitter Kit ..... \$129.95

## Tunable FM Stereo Transmitter

A lower cost alternative to our high performance transmitters. Offers great value, tunable over the 88-108 MHz FM broadcast band, plenty of power and our manual goes into great detail outlining aspects of antennas, transmitting range and the FCC rules and regulations. Connects to any cassette deck, CD player or mixer and you're on-the-air, you'll be amazed at the exceptional audio quality! Runs on internal 9V battery or external power from 5 to 15 VDC, or optional 120 VAC adapter. Add our matching case and whip antenna set for a nice finished look.

FM-10A, Tunable FM Stereo Transmitter Kit ..... \$34.95  
CFM, Matching Case and Antenna Set ..... \$14.95

## RF Power Booster Amplifier



Add some serious muscle to your signal, boost power up to 1 watt over a frequency range of 100 KHz to over 1000 MHz! Use as a lab amp for signal generators, plus many foreign users employ the LPA-1 to boost the power of their FM Stereo transmitters, providing radio service through an entire town. Power required: 12 to 15 volts DC at 250mA, gain of 38dB at 10 MHz, 10 dB at 1000 MHz. For a neat, professionally finished look, add the optional matching case set.

LPA-1, Power Booster Amplifier Kit ..... \$39.95  
CLFA, Matching Case Set for LPA-1 Kit ..... \$14.95  
LPA-1WT, Fully Wired LPA-1 with Case ..... \$99.95

## Micro FM Wireless Mike

World's smallest FM transmitter. Size of a sugar cube! Uses SMT (Surface Mount Technology) devices and mini electret condenser microphone, even the battery is included. We give you two complete sets of SMT parts to allow for any errors or mishaps-build it carefully and you've got extra SMT parts to build another! Audio quality and pick-up is unbelievable, transmission range up to 300 feet, tunable to anywhere in standard FM band 88 to 108 MHz. 7/8" w x 3/8" h x 3/4" t.

FM-5 Micro FM Wireless Mike KH ..... \$19.95

## Crystal Controlled Wireless Mike

Super stable, drift free, not affected by temperature, metal or your body! Frequency is set by a crystal in the 2 meter Ham band of 146.535 MHz, easily picked up on any scanner radio or 2 meter rig. Changing the crystal to put frequency anywhere in the 140 to 160 MHz range-crystals cost only five or six dollars. Sensitive electret condenser mike picks up whispers anywhere in a room and transmit up to 1/4 mile. Powered by 3 volt Lithium or pair of watch batteries which are included. Uses the latest in SMT surface mount parts and we even include a few extras in case you sneeze and loose a part!

FM-5, Crystal Controlled FM Wireless Mike Kit ..... \$39.95  
FM-5WT Fully Wired FM-5 ..... \$69.95

# RAMSEY

## Super Pro FM Stereo Radio Transmitter



A truly professional frequency synthesized FM Stereo transmitter station in one easy to use, handsome cabinet. Most radio stations require a whole equipment

rack to hold all the features we've packed into the FM-100. Set frequency easily with the Up/Down freq buttons and the big LED digital display. Plus there's input low pass filtering that gives great sound no matter what the source (no more squeals or swishing sounds from cheap CD player inputs!) Peak limiters for maximum 'punch' in your audio - without over modulation, LED bargraph meters for easy setting of audio levels and a built-in mixer with mike and line level inputs. Churches, drive-ins, schools and colleges find the FM-100 to be the answer to their transmitting needs, you will too. No one offers all these features at this price! Kit includes cabinet, whip antenna and 120 VAC supply. We also offer a high power export version of the FM-100 that's fully assembled with one watt of RF power, for miles of program coverage. The export version can only be shipped outside the USA, or within the US it accompanied by a signed statement that the unit will be exported.

FM-100, Professional FM Stereo Transmitter Kit ..... \$299.95  
FM-100WT, Fully Wired High Power FM-100 ..... \$429.95

## AM Band Radio Transmitter



Ramsey AM radio transmitters operate in the standard AM broadcast band and are easily set to any clear channel in your area. Our AM-25, 'pro' version, fully synthesized transmitter features easy frequency setting DIP switches for stable, no-drift frequency control, while being jumper settable for higher power output where regulations allow. The entry-level AM-1 uses a tunable transmit oscillator and runs the maximum 100 milliwatts of power. No FCC license is required, expected range is up to 1/4 mile depending upon antenna and conditions. Transmitters accept standard line-level inputs from tape decks, CD players or mike mixers, and run on 12 volts DC. The Pro AM-25 comes complete with AC power adapter, matching case set and bottom loaded wire antenna. Our entry-level AM-1 has an available matching case and knob set for a finished, professional look.

AM-25 Professional AM Transmitter Kit ..... \$129.95  
AM-1 Entry level AM Radio Transmitter Kit ..... \$29.95  
Cam Matching Case Set for AM-1 ..... \$14.95

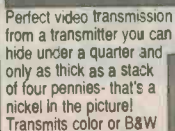
## Tone-Grabber Touch Tone Decoder / Reader



tones are used, your TG-1 will decode and store any number it hears. A simple hook-up to any radio speaker or phone line is all that is required, and since the TG-1 uses a central office quality decoder and microprocessor, it will decode digits at virtually any speed! A 256 digit non-volatile memory stores numbers for 100 years - even with the power turned off, and an 8 digit LED display allows you to scroll through anywhere in memory. To make it easy to pick out numbers and codes, a dash is inserted between any group or set of numbers that were decoded more than 2 seconds apart. The TG-1 runs from any 7 to 15 volt DC power source and is both voltage regulated and crystal controlled for the ultimate in stability. For stand-alone use add our matching case set for a clean, professionally finished project. We have a TG-1 connected up here at the Ramsey factory on the FM radio. It's fun to see the phone numbers that are dialed on the morning radio show! Although the TG-1 requires less than an evening to assemble (and is fun to build, too!), we offer the TG-1 fully wired and tested in matching case for a special price.

TG-1, Tone Grabber Kit ..... \$99.95  
CTG, Matching Case Set for TG-1 Kit ..... \$14.95  
TG-1WT, Fully Wired Tone Grabber with Case ..... \$149.95  
AC12-5, 12 Volt DC Wall Plug Adapter ..... \$9.95

## The Cube World's Smallest TV Transmitter



Perfect video transmission from a transmitter you can hide under a quarter and only as thick as a stack of four pennies - that's a nickel in the picture! Transmits color or B&W up to 150' to any TV tuned to cable channel 59 with a solid 20 mW of power. Crystal controlled for no frequency drift with performance that equals law enforcement models that cost hundreds more! Deluxe model includes sound using a sensitive built-in mike that will hear a whisper 15 feet away! Units run on 9 volts and hook-up to most any CCD camera. Our cameras shown below have been tested to mate perfectly with The Cube and work great. Fully assembled.

C-2000 Video Transmitter Cube ..... \$89.95  
C-3000 Video and Audio Transmitter Cube ..... \$149.95

## CCD Video Cameras



If you're looking for a good quality CCD board camera, stop right here! Our cameras use top quality Japanese Class

'A' CCD arrays, not the off-spec arrays that are found on many other cameras. You see, the Japanese suppliers grade the CCDs at manufacture and some manufacturers end up with the off-grade chips due to either cost constraints or lack of buying 'clout'. These cameras have nice clean fields and excellent light sensitivity, you'll really see the difference, and if you want to see in the dark, these are super IR (Infra-Red) sensitive! Available with Wide-angle (80°) or super slim Pin-hole style lens. Both run on 9 VDC and produce standard 1 volt p-p video. Add one of our transmitter units for wireless transmission to any TV set, or add our Interface board (below) for Audio sound pick-up and direct wire connection to any Video monitor or TV video/audio input jacks. Fully assembled.

CCDWA-2 CCD Camera, wide-angle lens ..... \$99.95  
CCDPH-2 CCD Camera, slim fit pin-hole lens ..... \$99.95  
IR-1 IR Illuminator Kit ..... \$24.95

## CCD Camera Interface Board



Here's a nifty little kit that eases hook-up of your CCD camera module to any video monitor, VCR or video input TV set. The board provides a voltage regulated and filtered source to power the camera (CCD Cameras require a stable source of power for best operation), sensitive electret condenser mike for great sound pick-up and RCA Phono jacks for both audio and video outputs. Runs on 11 - 20 VDC.

IB-1 Interface Board Kit ..... \$14.95

## Call for our Free Catalog!

RAMSEY ELECTRONICS, INC.  
793 Canning Parkway  
Victor, NY 14564

Order Toll-free: 1-800-446-2295  
Sorry, no tech info or order status at this number

Technical Info, Order Status  
Call Factory direct: (716) 924-4560  
www.ramseyelectronics.com



ORDERING INFO: Satisfaction Guaranteed. Examine for 10 days. If not pleased, return in original form for refund. Add \$6.95 for shipping, handling and insurance. Orders under \$20, add \$3.00. NY residents add 7% sales tax. Sorry, no CODs. Foreign orders, add 20% for surface mail or use credit card and specify shipping method.

The Only 100% Legal, FCC approved,  
**DESCRAMBLER** you can buy!

# NAVIGATOR II...

*The only legal way to own your converter!*

- 250 Channel Capacity
- Subscribe to two different cable systems simultaneously
- Interactive On-Screen Display
- Watch one premium channel while recording another
- Electronic program guide shows all programming over next 7 days
- One Touch Recording



**NO RENTAL FEES!**  
**Advanced Features!**

**Most advanced set-top you can buy!**

**Save Money!**

FCC & UL Approved

**DYNAMIC Technologies • Phone: 1-800-643-4258**

**Suite 541064 • Boystown, NE 68154**

CIRCLE 312 ON FREE INFORMATION CARD

**SURVEILLANCE HIDDEN CAMERAS**  
 DIRECT FROM MANUFACTURER - BEST PRICE IN THE MARKET



Ultra miniature hidden camera. In dome, smoke or motion detector and mic. B/W or Color. Wide View angle. Low light sensitivity + super sharp images, plus video and audio output. From \$150.00. Also 1/2" B/W board camera which only \$60.00 USD. Wireless hidden camera, start @ only \$240.00 USD. Plus \$5.95 for SH. Wholesale Welcome. COD, Check, Money Order or Visa/MC.

**BOLIDE INTERNATIONAL CORPORATION**  
 PH: (800) 355-0895 or (818) 575-8178  
 9660 Flair Drive #318 El Monte CA 91731  
 http://www.bolideinternational.com

**!!! BROADCAST FARTHER !!!**

The model 220 is an 80-110 MHz RF amplifier that connects to mono or stereo FM transmitters and produces a powerful 2-15 watt signal which could broadcast up to 5 miles or more! Requires 50-150 mW drive. Step by step plans complete with part source information and antenna designs... **ONLY \$14 PLUS \$2 S&H NO C.O.D.'S**

**Progressive Concepts**  
 BOX 586 STREAMWOOD, IL 60107  
 (630) 736-9822 FAX: (630) 736-0353



**BEST BY MAIL**

Rates: Write National, Box 5, Sarasota, FL 34230

**FINANCIAL**

**CASH NOW FOR FUTURE PAYMENTS!** We buy payments from Insurance Settlements, Annuities, and Class Action Awards. We also buy Owner Financed Mortgage Notes. Call R&P Capital at 1-800-338-5815, Ext. ELE500.

**MONEYMAKING OPPORTUNITIES**

**HOMEWORKERS FORTUNE 5000.** Weekly Pay, No Selling. 800-811-2141. Code 51234.

**AMAZING INCOME OPPORTUNITY** - Thousands Weekly. No experience necessary 1-800-781-3631 ext. 1.

**OF INTEREST TO ALL**

**Low Cost Long Distance, Calling Cards, \$100 Bonus!** 1-888-333-TEL3. #DF544988.

**HAMMOCK CHAIR \$69.95, 100% Cotton, V/MC.** 1-800-707-4680 catalog [www.providencecompany.com](http://www.providencecompany.com)

**OLD TIME RADIO**

**LONG AGO RADIO.** Over 7000 old radio programs available on cassette/CD's. For free sample catalog: 1-877-Long-Ago, [www.longagoradio.com](http://www.longagoradio.com)

9 out of 10 mice prefer the Consumer Information Catalog online. Catch it at [www.pueblo.gsa.gov](http://www.pueblo.gsa.gov).

U.S. General Services Administration



## Build 200 Circuits!

www.electronics123.com



200 different electronic circuits in one box! Basic, logic and control circuits, metal detectors, radios and more. Components include: Integrated circuits, transistors, speaker, and more. The circuits are built in a solderless snap-in console. (batteries not included)  
**USA:** Amazon Electronics, Inc: 14172 Eureka Rd. (PO Box 21), Columbiana OH, 44408, USA Tel: (330) 549-3726 **AFRICA:** Archimedes Products: Tel (012) 332-2356, PO Box 26603, Gezina, 0031, South Africa  
 Lots of other products - request free catalog!

## SCIENCE FAIR ELECTRONICS

One of the largest electronic kit selection

Address: 9740 CAMPO RD. #209  
 SPRING VALLEY, CA 91977

PHONE: (619) 668-0078  
 PHONE: 1-800-475-0349  
 FAX: (619) 668-0054

We Carry Electronic Kits, Robots, Motors, Tools, Test Equipment, batteries, etc.

To receive a **FREE CATALOG** fax or mail your address with phone number to the address above and you will automatically become a member with no extra charge.

## SURVEILLANCE

### The Latest High Tech Professional Electronic Devices

Our latest catalog offers a HUGE selection of surveillance, counter-surveillance/privacy devices: **pinhole camera \$129<sup>00</sup>**, hidden video, "realtime" 12-Hour telephone recorder \$139<sup>00</sup>, 12 hour VOX recorder, phone call register, scanners, bug/phone tap detectors, voice disguisers, phone scramblers, locksmithing tools, vehicle tracking, and much more. Wholesale/retail.

**We will not be undersold.**

Catalog \$5.00 or  
 www.spyoutlet.com

### SPY OUTLET

PO Box 337, Buffalo NY 14226  
 (716) 691-3476/(716) 695-8660

Interactive catalog: www.tokview.com

# TV cable CONVERTERS & EQUIPMENT



- \* 30 days money back guarantee
- \* 1 yr warranty
- \* Quantity Discounts
- \* Dealers Welcome!

VISA MC AMEX C.O.D.

TekView Electronics

## (800)739-2253

## ATTENTION DEALERS: WHOLESALE ONLY!



Formerly JES, Inc.

## BEST PRICES! FAST SERVICE SAME DAY SHIPPING

**EXCLUSIVE:**



**NEW!**  
**Wavemaster 99 Channel**

• Sleep Timer • Std./HRC Switch • Parental Control

10+	20 +	50+
\$57	52	45

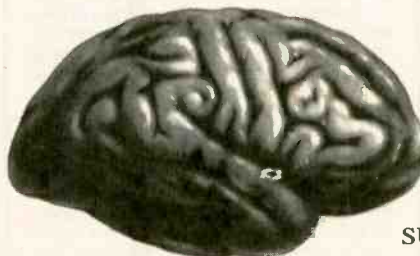
	5+	10+	20+
SeeMore's /Stealth	\$60	\$45	\$40
M80/TNT/PIO	70	55	50

Zenith, SA, more! Call us LAST for best deals

**TOLL FREE:**  
**800-322-9690**



**FAX:**  
**516-246-5634**



American Heart Association  
 Fighting Heart Disease and Stroke

## ONE OF THESE CAN CHANGE A THOUSAND LIVES

SUPPORT MEDICAL RESEARCH  
 ©1997, American Heart Association

# CLASSIFIED

## Find Bad Capacitors

# In-Circuit with the Capacitor Wizard



The Capacitor Wizard is an extremely FAST and RELIABLE device designed to measure ESR (Equivalent Series Resistance) on capacitors of  $\mu\text{f}$  and larger "IN CIRCUIT", eliminating the need to remove the capacitor for accurate tests. The Capacitor Wizard finds BAD caps IN CIRCUIT that even VERY EXPENSIVE cap checkers MISS ENTIRELY, even out of the circuit!! Standard capacitor meters cannot detect any change in ESR therefore they miss bad capacitors leading to time consuming "Tough Dog" repairs. *Technicians say it is the most cost effective instrument on their workbench.*



Made in the USA

Order Today

Only \$179.95  
Call 1-800-394-1984

<http://www.heinc.com>

Int. # 316-744-1993

Fax 316-744-1994

6222 N. Oliver, Kechi, KS 67067

30 day money back guarantee



## BUSINESS OPPORTUNITIES

**EASY WORK! EXCELLENT PAY!** Assemble Products At Home. Call Toll Free 1-800-467-5566 Ext. 5192

**\$400 Weekly Assembling** Electronic circuit boards/products from home. For free information send SASE: Home Assembly-EN, Box 216, New Britain, CT. 06050-0216.

## CABLE TV

**Cable Descramblers and Converters.** 10 Lot Decoders \$38.00 each. 10 Lot Converters \$57.00 each. Visa and Mastercard Accepted. (304) 337-8027.

**TEST MODULES, EXTERNAL DIAGNOSTIC ACTIVATORS** Reverse engineering. **PIC CHIP READOUT. MASTER FILES. RF Engineering!** The latest technology, software, manufacturing. Dealers **CALL NOW 1-718-543-7773.**

**CABLE TV SECRETS** [www.cabletvsecrets.com](http://www.cabletvsecrets.com) or \$9.95, Box 527 Pataskala, Oh. 43062.

**Cable descramblers and converters.** Shop no more, best prices and tech support. **Extreme Electronics 1-888-609-4910.**

**Cable TV Signal Eliminator** - Powerful, user tunable filter for removing severe interference OR unwanted channels! Eight models, for channels (2-3)(4-6)(7-13)(14-17)(18-22)(23-29)(30-36)(95-99). Each \$30.00, add \$4.00 for S/H. Quantity discounts. Money back guarantee. Visa, Mastercard or check. COD \$5.00 extra. Website: <http://star-circuits.com/vfilter>. **Star Circuits, PO Box 94917, Las Vegas, NV 89193. 1-800-433-6319.**

**NEW! Cable descrambler.** Secret manual. **EASY!** Save hundreds. Guaranteed. \$10.00 SASE. #7422 Springfield, IL 62791.

**Dealers wanted.** Jerrold & Pioneer Auto-multi-mode radio frequency test cubes. Will beat any price. **Cable USA 1-888-388-CUBE**

**CONFUSED?? DESCRAMBLERS. WILL EXPLAIN ALL YOUR OPTIONS, ALL MAKES AND MODELS. AVL. DEALERS ARE WELCOME. OPEN 6 DAYS 9AM TILL 7PM EST, TOLL FREE # (888) 238-0967. ROYAL ENGINEERING INC. UNIVERSAL BOX IS HERE NOW.**

**Cable TV Descramblers. One Piece Units.** Pioneer, 8310's Scientific Atlanta 8580's, Dpv 7's and others. Lowest Prices. Money back guarantee. **Precision Electronics, Houston, TX 1-888-891-4610.**

**Cable Descramblers.** Jerrold DP5, \$70.00. DP7 \$100.00. Receives premium and PPV channels. COD only. 412-833-0773.

**CABLE TV EQUIPMENT & ACCESSORIES.** Wholesalers Welcome! 30 Day Moneyback Guarantee! Free Catalog! **PERFORMANCE ELECTRONICS, INC. 1-800-415-1512.**

**NEW!** Cellphone E.S.N. readers \$250 each, cell phone programmers \$175 each, cell phones \$25 each, DSS satellite dish card readers and programmers \$125 each, credit card readers \$250 each, Cable T.V. notch filters 50 cents each, convertor boxes \$50 each, magnetic strip card readers for ATM machines, bank cards, drivers license, and all types of data acquisitions all under \$200 each. You pay these super low prices when you deal directly with the manufacturers. When you order "Direct Connection" a 150 page directory published by Ed Treki Publications, you will receive the largest collection of names, addresses, and phone numbers of all the leading American and International manufacturers of these products never before available. Stop paying second, third and fourth hand prices and deal directly with the source!!! Order your copy of "Direct Connection" today for only \$99.95 plus \$5 shipping. All orders are sent C.O.D. Please call Ed Treki Publications 24 hour order hot line 914-544-2829.

**BEWILDERED ABOUT DESCRAMBLERS? CALL FOR FAST FRIENDLY EXPLANATION ON YOUR CABLE NEEDS. SAME DAY SHIPPING OR SHIPPING IS FREE. TECH SUPPORT WITH ALL ORDERS. CALL TOLL FREE 1-888-221-8365. GLOBAL ELECTRONICS M-SAT. 9AM-8PM.**

**CABLE TV** major brands including Zenith St. 1600 \$199.00. New Zenith add-on \$99.00. Jerrold model CFT 2014 \$249.00. One year exchange guarantee. Accepted Visa, M/C, Am-ex, Discover. Call 1-800-822-8530.

**Wholesale and volume pricing Boss units and Seemores** compatible with all systems. COD-Call and compare prices 1(888)762-2253.

## CB-SCANNERS

**CB Radio Modifications!** Frequencies, kits, high-performance accessories, books, plans, repairs, amps, 10-Meter conversions. The best since 1976! Catalog \$3.00. **CBCL, Box 31500EN, Phoenix, AZ 85046.**

## COMPONENTS

**SAVE \$\$\$ Reclaimed electro-mech/electronic components and assemblies.** SASE for list. 800/334-1159, **PMA Services, 22347 La Palma Ave. #106, Yorba Linda, CA 92887.**

## EDUCATION

**LEARN ELECTRONICS. HOME STUDY. OUTSTANDING CAREERS. FREE LITERATURE.** P.C.D.I., ATLANTA, GEORGIA. CALL 800-362-7070. DEPT. ELJ342.

## MISC. ELECTRONICS FOR SALE

**PIECE parts for Delco OEM Radio's** Low pricing. Factory originals. No Subs. Call today, 1-(800)433-9657.

**FANTASTIC** Self running motors, generators and anti-gravity. Free information. **Energy Research, Box 1514 Jackson, CA 95642.**

## SATELLITE EQUIPMENT

**FREE CATALOG-Satellite TV/GPS-DIY Technical Books, Installation Videos, Computer Analysis Software** [www.bay1in.com](http://www.bay1in.com) 800-843-2425.

**SKYVISION!** Your Satellite Home Entertainment Source. **Best values:** DBS and C/Ku-band equipment, including 4DTV. Most complete selection: Parts-Tools-Upgrades-Accessories! **Free** Discount Buyer's Guide. Call 800-543-3025. International 218-739-5231. [www.skyvision.com](http://www.skyvision.com).

## SCRAMBLING NEWS

**Best satellite TV news includes coverage of piracy.** Voice/Fax 716-283-6910. [www.scramblingnews.com](http://www.scramblingnews.com).

## VIDEO DESCRAMBLERS

**BUY WHERE THE DEALERS BUY. GUARANTEED LOWEST PRICE, STARTING AT \$39.99. DESCRAMBLERS FOR ALL SYSTEMS MAKES AND MODELS-DEALERS WELCOMED. QUANTITY DISCOUNTS CALL NOW 1-800-586-9920.**



## PLANS-KITS-SCHEMATICS

**Eavesdropping Equipment**, 117 schematics and text. Free explanation sheet. \$65.00 + S&H \$6.00. Also kit schematics. **Sheffield Electronics**, PO Box 377940, Chicago, IL 60637-7940. (773) 324-2196. <http://www.adnetmk.com/sheffield>.

**CATALOG: Broadcasting/micro transmitters**, amplifiers, antennas. **Start your own radio station books**. Audio, TV, Ham, CB, Surveillance, Science projects and more. **www.panaxis.com PAN-COM Int'l** PO Box 130-8, Paradise, CA 95967.

**SECRET ELECTRONIC GARAGE DOOR OPENER USES MAGNET** send SASE to MAI-N 41 East Campus Court Racine, WI 53402.

**ELECTRONIC PROJECT KITS: 49 McMichael** St, Kingston, ON., K7M 1M8. \$3.00 catalog. [www.qkits.com](http://www.qkits.com). **QUALITY KITS**

**AWESOME KITS: Voice Changers, Levitators, Lasers, Gas Sensors and more!** Catalog \$1.00. **LNS Technologies**, PO Box 67243, Scotts Valley, CA 95067 [www.cnet.com/~1ntech](http://www.cnet.com/~1ntech).

## SECURITY

**SECURITY Systems and Surveillance Camera Equipment**. Do it yourself and Save. Camera's, Monitors, VCR's, Motion and Glassbreak Detector's, Control Panels, Sirens, more. [www.a1security.com](http://www.a1security.com).

**SURVEILLANCE-COUNTER-SURVEILLANCE**. Are you being bugged? Free catalog. Security-Counter-Surveillance 76 Boulevard Hudson Falls, NY 12839.

## TEST EQUIPMENT

**IN-CIRCUIT** component testing. Two phase oscillator/tester. Easy board level repair with the power off. **WILCO** (612) 937-9372. <http://www1.minn.net/~wilco>.

**TEST EQUIPMENT SALE!** Complete listing at <http://www.astglobal.com> or call **NOW** to receive list by fax or mail. **AST GLOBAL ELECTRONICS:** Voice: 888-216-7159, Fax: 814-398-1176; e-mail: [sales@astglobal.com](mailto:sales@astglobal.com).

## WANTED

**WANTED: USED TEST EQUIPMENT. TURN IDLE OR EXCESS EQUIPMENT INTO CASH.** AST GLOBAL ELECTRONICS: Voice: 888-216-7159; Fax: 814-398-1176; e-mail: [sales@ast-global.com](mailto:sales@ast-global.com).

## Support The College Fund. Call 1-800-332-UNCF.

**The College Fund/UNCF**  
A mind is a terrible thing to waste.



## Low Cost PICmicro Tools



**EPIC Pocket PIC Programmer** - \$59.95  
♦ Programs PIC12C50x, 67x, 16C55x, 6x, 7x, 8x

**PICProto Boards** - \$8.95 to \$17.95

**PicBasic Compiler** - \$99.95

**new! PicBasic Pro Compiler** - \$249.95

BASIC makes it easy for you to program the fast and powerful Microchip PIC microcontrollers.

- ♦ Expanded BS1/2 compatible instruction set
- ♦ True compiler provides faster program execution and longer programs than BASIC interpreters

*microEngineering Labs, Inc.*

Box 7532 Colorado Springs CO 80933

(719) 520-5323 fax (719) 520-1867

<http://www.melabs.com>

**BEST DEALER PRICING!**

# CABLE DIRECT

**CONVERTERS • FILTERS  
DESCRAMBLERS**

**IMPROVE YOUR IMAGE WITH  
VIDEO STABILIZERS**

**FREE  
CABLE TV  
CATALOG!**

**100%  
MONEY BACK  
GUARANTEE!**

**30 DAY  
FREE  
TRIAL!**

Now you can tune-in your favorite cable TV programming and **SAVE \$100'S - EVEN \$1000'S** on premium CABLE TV EQUIPMENT.



## MODERN ELECTRONICS

# 1-800-906-6664

2609 S. 156TH CIRCLE • OMAHA, NE 68130

<http://www.modernelectronics.com>



## YOU CAN WIND YOUR OWN COILS?

There's no trick to it except knowing what you are doing. In a unique, 106-page book you can become expert in winding RF, IF,

audio and power coils, chokes and transformers. Practically every type of coil is discussed and necessary calculations are given with the mathematical data simplified for use by anyone. Get your copy today!

Mail coupon to:

**Electronics Technology Today, Inc.**  
P.O. Box 240  
Massapequa Park, NY 11762-0240

Please send me my copy of *Coil Design and Construction Manual* (160). I enclose a check or money order for \$8.95 to cover the book's cost and shipping-and-handling expenses. NY state residents must add local sales tax.

Name \_\_\_\_\_

Address \_\_\_\_\_

City \_\_\_\_\_ State \_\_\_\_\_ ZIP \_\_\_\_\_

All orders must be paid in U.S. funds only. Sorry, no orders accepted outside of USA and Canada. Please allow 6-8 weeks for delivery.

**ABC ELECTRONICS 315 7TH AVE N. MPLS. MN. 55401**  
**(612)332-2378 FAX (612)332-8481 E-MAILSURP1@VISI.COM**  
**WE BUY TEST EQUIPMENT AND COMPONENTS.**  
**VISIT US ON THE WEB AT WWW.ABCTEST.COM**

TEK 7B15 1 GHZ DELAYING TIME BASE	\$250.00	TEK 2245 100 MHZ 4 CHANNEL O-SCOPE	\$800.00
TEK 1470 NTSC GENERATOR	\$500.00	TEK 7A19 600 MHZ SINGLE TRACE AMPLIFIER	\$150.00
TEK 7A26 200 MHZ DUAL TRACE AMPLIFIER	\$75.00	TEK 7B85 400 MHZ DELAYING TIME BASE	\$125.00
TEK 7904 500 MHZ MAIN FRAME	\$253.00	TEK 7S11 SAMPLING PLUG IN	\$200.00
TEK 7S12 GENERAL PURPOSE SAMPLER	\$350.00	FLUKE 95 SCOPE METER NO PROBES	\$600.00
TEK 433 50MHZ OSCILLOSCOPE	\$200.00	TEK 146 NTSC GENERATOR	\$500.00
DRANETZ 626 DISTURBANCE ANALYZER	\$1500.00	HP 8182A 50 MHZ PATTERN GENERATOR	\$800.00
GENRAD 1657 RLC BRIDGE	\$750.00	PHILLIPS PM3296 400 MHZ OSCILLOSCOPE	\$1000.00
TEK 7D20 PROGRAMMABLE DIGITIZER	\$500.00	EMI SCR 7.5-300 7.5V 300A POWER SUPPLY	\$500.00
TEK 465 100 MHZ OSCILLOSCOPE	\$400.00	HP 8558B SPECTRUM ANALYZER	\$1500.00
TEK 465B 100 MHZ OSCILLOSCOPE	\$450.00	WAVETEK 175 WAVE FORM GENERATOR	\$500.00
TEK 2335 100 MHZ OSCILLOSCOPE	\$800.00	WAVETEK 137 PROG. WAVE FORM SYNTH.	\$250.00
TEK 2215 60 MHZ OSCILLOSCOPE	\$350.00	RACAL DANA 1901 100 MHZ COUNTER	\$200.00
TEK 496P 1KHZ-1.8GHZ SPECTRUM ANALYZER	\$5000.00	VALHALLA 2790B SYSTEM INTERFACE	\$150.00
BRADLEY 132 SCOPE CALIBRATOR	\$700.00	GENRAD 1683 RLC BRIDGE	\$300.00
PHILLIPS PM3350A 60 MHZ DIG.STORAGE SCOPE	\$1000.00	HP 3455A MULTIMETER	\$300.00
HP 8601A 110 MHZ SWEEP/SIGNAL GENERATOR	\$400.00	HP 3456A MULTIMETER	\$450.00
FLUKE 5200A AC CALIBRATOR	\$1500.00	FLUKE 77 DMM "NEW"	\$120.00
HP 54100A 1GHZ DIGITIZING OSCILLOSCOPE	\$3000.00	TEK TM504 4 SLOT POWER FRAME	\$125.00
HP 8120A LOGIC PATTERN GENERATOR	\$150.00	HP 4955A PROTOCOL ANALYZER	\$500.00
SYSTRON DONNER DPSD 50	\$500.00	MAGTROL 4614 POLYPHASE POWER ANLZR.	\$300.00
LEADER LSG215A 125 MHZ SIGNAL GENERATOR	\$700.00	TEK CT-5 HIGH CURRENT TRANSFORMER	\$500.00
TEK TM506 POWER MODULE	\$150.00	FLUKE 8502A 6.5 DIGIT DMM TRUE RMS	\$350.00
PHILLIP PM5785 PULSE GENERATOR	\$750.00	FLUKE 1952 80 MHZ COUNTER	\$200.00
WAVETEK CT235 AC/DC CURRENT PROBE	\$120.00	TEK 475 200MHZ SCOPE	\$500.00

## ADVERTISING INDEX

Electronics Now does not assume any responsibility for errors that may appear in the index below.

Free Information Number	Page	Free Information Number	Page
— Abacom Technology	85	319 IVEX Design International	79
— ABC Electronics	94, 103	— Jameco	3
— AES	80	— James Electronics	101
214 All Electronics	88	330 Link Instruments	78
— Allison Technology	70	— Lynxmotion	93
— Amazon Electronics	101	— M2L Electronics	64
282 American Eagle Publications	84	325 Mark V Electronics	69
315 American Innovations	93	327 MCM Electronics	73
— Andromeda Research	80	324 Merrimack Valley Systems	78
— Arrow Technologies	25, 93	— Micro Test	93
— Associated Electrical & Eng.	96	133 MicroCode Engineering	CV4
— Audio Amateur Corp.	92	— microEngineering Labs	103
313 Basic Electrical Supply	94	— Minicam International	84
283 Bel-Merit	64	— Modern Electronics	103
— Brand Electronics	86	318 Mouser Electronics	64
— Bsoft Software, Inc.	98	271 Netcom	85
309 Buterworth Heinemann	67	— NovaSoft, Inc.	11, 89
322 C&S Sales, Inc.	74	— NRI Schools	55
— Cable USA	95	333 OWI	96
320 Capital Electronics	95	262 Parts Express Inc.	87
332 Circuit Specialists	90	— Pioneer Hill Software	80
— CLAGGK, Inc.	13	— Point Six	81
— Cleveland Inst. of Electronics	21	217 Polaris Industries	63
— Command Productions	84	215 Prairie Digital	70
226 Consumertronics	82	264 Print (Pace)	66
312 Dynamic Technology	100	266 Ramsey Electronics	99
— EDASHOP	96	334 Roger's Systems Specialist	65
— EDE - Spy Outlet	101	— Science Fair	101
323 Electronix Express	92	— SE International	86
— Electronic Tech. Today	7	270 Skyvision Inc.	97
— Emac Inc.	70	— Square 1 Electronics	98
— Engineering Express	95	— Tab Books	9
335 Foley-Belsaw	77	134 TECHAMERICA	5
— General Device Instruments	80	— Tekview	101
135 George Brown College	CV3	311 Telulex	86
122 Global Specialties	15	321 Test Equipment Depot	89
— Grantham Col. of Engineering	4	212 Test Equipment Sales	98
— Home Automation	81	275 Timeline	68
— Howard Electronics	102	— U.S. Cyberlab	81
331 Howard Electronics	83	— Visual Communications	4
— Information Unlimited	82	272 White Star Electronics	85
126 Interactive Image Technologies	CV2	— World College	39

## ADVERTISING SALES OFFICES

**Gernsback Publications, Inc.**  
**500 Bi-County Blvd.**  
**Farmingdale, NY 11735-3931**  
**1-(516) 293-3000**  
**Fax 1-(516) 293-3115**

**Larry Steckler**  
 publisher (ext. 201)  
 e-mail [advertising@gernsback.com](mailto:advertising@gernsback.com)

**Adria Coren**  
 vice-president (ext. 208)

**Ken Coren**  
 vice-president (ext. 267)

**Christina Estrada**  
 assistant to the publisher (ext. 209)

**Arline Fishman**  
 advertising director (ext. 206)

**Marie Falcon**  
 advertising assistant (ext. 211)

**Adria Coren**  
 credit manager (ext. 208)

### For Advertising ONLY

#### EAST/SOUTHEAST

**Megan Mitchell**  
 9072 Lawton Pine Avenue  
 Las Vegas, NV 89129  
 Phone 702-240-0184  
 Fax 702-838-6924  
[Lorri88@aol.com](mailto:Lorri88@aol.com)

#### MIDWEST/Texas/Arkansas/Okla.

**Ralph Bergen**  
 Midwest Advertising  
 One Northfield Plaza, Suite 300  
 Northfield, IL 60093-1214  
 1-847-559-0555  
 Fax 1-847-559-0562  
[bergenrj@aol.com](mailto:bergenrj@aol.com)

#### PACIFIC COAST

**Janice Woods**  
 Pacific Advertising  
 Hutch Looney & Associates, Inc.  
 6310 San Vicente Blvd., Suite 360  
 Los Angeles, CA 90048-5426  
 1-213-931-3444 (ext. 228)  
 Fax 1-213-931-7309  
[janice@hlooney.com](mailto:janice@hlooney.com)

#### Electronic Shopper

**Joe Shere**  
 National Representative  
 P.O. Box 169  
 Idyllwild, CA 92549-0169  
 1-909-659-9743  
 Fax 1-909-659-2469  
[Jshere@gernsback.com](mailto:Jshere@gernsback.com)

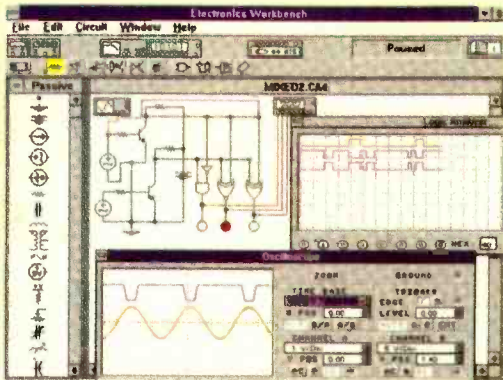
**Megan Mitchell**  
 National Representative  
 9072 Lawton Pine Avenue  
 Las Vegas, NV 89129  
 Phone 702-240-0184  
 Fax 702-838-6924  
[Lorri88@aol.com](mailto:Lorri88@aol.com)

#### Customer Service

1-800-999-7139  
 7:00 AM - 6:00 PM M-F MST

Study at home with the

# Electronics Technician CD-ROM



## The only product of its kind

This unique CD-ROM based learning program includes 23 courses which are equivalent to a two-year Electronics Technician program and is recognized as the standard for Electronics Technician programs across North America.

## Purchase the CD-ROM separately or earn College credits.

The choice is yours. Buy the CD-ROM and use it as the ultimate electronics reference tool to refresh your knowledge of electronics, or enroll in the program and earn College credits. The course material is delivered using video, text, 2-D and 3-D animations color photos, audio, and over 450 laboratory projects. Use the CD-ROM in the home, office, or shop as a troubleshooting/design tool and reference guide.

## Industry Recognition

The course content for the CD-ROM was developed in association with some of the top corporate trainers in North America, and focuses on practical applications and troubleshooting techniques.

## Best Price

The CD-ROM costs \$249 and comes with **ElectronicsWorkbench** (Student Edition), laboratory software simulation package. Complete all 23 courses on the CD-ROM and receive an Electronics Technician certificate.

## Public Sector Standards

The CD-ROM was designed by George Brown College, one of the largest and most innovative community colleges in North America. Graduates of the program can continue their studies towards an undergraduate degree through the Minnesota University (Bemidji State) distance education program.

## Easy at-home learning

All you need is the CD-ROM, no expensive books or lab equipment is required. Complete each course at your own pace, schedule the time that's best for you and decide how quickly you finish each course. The typical completion time is 48 weeks of part-time study, but there are no time limits.


## Call now! Toll Free!

Call our 24-hour toll-free hotline to find out more about the Electronics Technician CD-ROM or the distance education program.

# 1-888-553-5333

George Brown College  
160 Kendall Avenue  
Toronto, Canada M5R 1M3  
Fax: 416-415-4727  
web site: <http://www.gbrownc.on.ca>

# High-end features. Low-end price.



**\$299**

**CircuitMaker 6:**  
Schematic design  
and simulation  
software



**\$299**

**TraxMaker 3:**  
Printed circuit  
board layout  
software



*CircuitMaker Version 6 and TraxMaker Version 3 give you the features of professional, high-end software at a fraction of the cost. Plus, with exceptional ease-of-use you'll spend less time learning to use the software and more time designing. Both applications are compatible with your existing software, and feature outstanding technical support. Call now for your free functional demo.*

## **CircuitMaker 6 is a powerful schematic design and simulation program featuring:**

- Professional schematic features including printout borders, title block and barred pin names
- Symbol editor and Macro feature for custom devices
- Fast, accurate SPICE3f5/XSPICE-based simulation
- Complete array of analysis types, including Fourier, AC, DC, Parameter sweep, Transient and more
- Virtual instruments including a digital oscilloscope, multimeter, Bode plotter, curve tracer and more
- Extensive library of over 4,000 models
- Tight integration with TraxMaker® for quick PCB layout
- Output PCB netlists in Protel®, Tango® and TraxMaker® formats for use in a variety of PCB layout programs
- Windows 3.1, 95 and NT

## **TraxMaker 3 is a powerful printed circuit board layout program featuring:**

- Over 2,000 component footprints in a fully-documented, indexed library. Documentation shows footprints actual size
- Built-in autorouter and Design Rules Check
- Supports up to 6 signal layers plus power and ground planes, silk screen overlays and solder and paste masks
- Board sizes up to 32" x 32", with no pin limitations
- Intelligent manual routing with unrout capabilities
- Import any PCB netlist in CircuitMaker®, Protel® or Tango® format
- Output RS274X Gerber files, Excellon N/C drill files and Bill of Materials
- Print to any Windows-compatible printer or plotter
- Windows 3.1, 95 and NT

**MICRO CODE ENGINEERING INC** For free demo software, or to order, call **1-800-419-4242**  
927 West Center Street • Orem, UT 84057 • Phone (801) 226-4470 • Fax (801) 226-6532 • [www.microcode.com](http://www.microcode.com)

©1998 MicroCode Engineering, Inc. All rights reserved. CircuitMaker, TraxMaker, SimCode and MicroCode are registered trademarks of MicroCode Engineering, Inc. All other brand and product names are trademarks or registered trademarks of their respective companies.  
CIRCLE 133 ON FREE INFORMATION CARD