

APRIL 1997

Electronics NOW

A High-Power Audio Amp For Your Car

Build this high-quality digital amp and get up to 200 watts of music power

Build a Fuel Gauge For your Batteries

Avoid unpleasant surprises with this versatile circuit that keeps an accurate eye on the state of your batteries

High-Tech Battlefield Medicine

Technologies used to keep soldiers alive in the field could soon find their way to the home front

A Microphone Primer

Learn which microphone to use, and how to use it



A GERNSBACK PUBLICATION



\$3.99 U.S.
\$4.50 CAN.

CircuitMaker[®]

The Virtual Electronics Lab[™]

The screenshot displays the CircuitMaker software interface with several windows open. The main window shows a schematic diagram of a circuit with components like resistors (R1, R2, R3, R4, R5, R6), capacitors (C1, C2), and operational amplifiers (U1, U2). A 'DC AVG [2]' window shows a reading of 12.00 V. Other windows include 'DC Anal: sis [5]', 'AC Anal: sis [5]', and 'Transient Analysis [3]'. On the right, a 'Count down to launch' window shows a rocket launch simulation with an 'Alarm' indicator.

New For Windows 95/NT
VERSION 4
 Enhanced For Windows 3.1x

Professional Schematic Layout

CircuitMaker's schematic capabilities are unmatched and include many advanced editing features not found in similar programs. These powerful features minimize the time and task associated with drawing a schematic and insure a professional looking final product. Printout and export options are numerous and results are of the highest quality. But that's what people have come to expect from CircuitMaker.

Unlimited, Indestructible Devices

CircuitMaker ships with over 1500 devices. That's more (at no additional cost) than any competing product. If you need a device that is not included, CircuitMaker provides industry standard SPICE import and a powerful macro capability. These indestructible devices accurately emulate actual devices and enable the user to try all those "what if" scenarios with no risk and at no additional cost.

Accurate Simulation & Advanced Analysis

CircuitMaker features analog, digital and mixed-mode simulation. Obviously, simulation is of no value if the results are not accurate. CircuitMaker's simulation engine is based on Berkeley SPICE3, which is renowned for its accuracy. That's why we can factually state that CircuitMaker provides its user with the most accurate simulation available. Furthermore, CircuitMaker provides a wealth of analysis capabilities not found in other products in its class. No other product offers this much simulation muscle at such a reasonable price.

Printed Circuit Board Output

CircuitMaker's PCB output capability helps you complete your design cycle, by generating a netlist that can be imported into any compatible PCB program. This is not a costly "add-on module", it comes standard with every copy of CircuitMaker. MicroCode Engineering also offers TraxMaker, a professional level, PCB layout and autorouting program for just \$299. Used in conjunction with CircuitMaker, TraxMaker completes a powerful end-to-end circuit design system.

Advanced Schematic Capture
 Digital, Analog, and Mixed-Mode Simulation
 Full SPICE Compatibility
 SPICE Export/Import
 PCB Export
 Retail Price

	YES	YES	YES	YES	YES	YES	Retail Price
CircuitMaker	YES	YES	YES	YES	YES	YES	\$299
Electronics Workbench version 4	YES	NO	YES	NO	NO	NO	\$299
Electronics Workbench Engineer's Pack	YES	NO	YES	NO	YES	YES	\$599

"CircuitMaker Shocks The Competition, With An Unbeatable Bottom-line"

Total Customer Satisfaction

At MicroCode Engineering we are committed to total customer satisfaction. When you purchase CircuitMaker you have the confidence of knowing that a trained staff of professionals is available to serve you after the sale. Our free unlimited customer service is second to none! Whether you have general or technical questions they will be answered promptly by a knowledgeable representative.

FREE Functional Demo

A free functional demo is available on the Internet at <http://www.microcode.com>, on CompuServe (GO MICROCODE) and on America Online by doing a file search for CircuitMaker.

Call now to order or request additional information
800-419-4242




CONTENTS

APRIL 1997

ON THE COVER**33 BUILD A 200-WATT DIGITAL AMPLIFIER FOR YOUR CAR**

Nothing beats a high-power amplifier for adding zip and excitement to your mobile audio experience. The problem is that once you get to serious wattage levels, the size and heat issues associated with standard amplifier designs become difficult to overcome. Not so with class D switching amps like the one described in this month's cover story. That amp can deliver up to 200 watts into a 4-ohm load, or 100 watts into 8 ohms, yet is relatively compact and efficient. Even better, it delivers great sound with low distortion.

— Alan Bayko

**TECHNOLOGY****45 TESTING AND ALIGNING FLOPPY DRIVES**

Modern software makes it easier than ever to pinpoint drive problems, and this article shows you what to do about them. — Stephen J. Bigelow

53 HIGH-TECH BATTLEFIELD MEDICINE

New technologies designed to save soldiers' lives on the battlefield will soon make their way home. — Bill Siuru

As a service to readers, ELECTRONICS NOW publishes available plans or information relating to newsworthy products, techniques and scientific and technological developments. Because of possible variances in the quality and condition of materials and workmanship used by readers, ELECTRONICS NOW disclaims any responsibility for the safe and proper functioning of reader-built projects based upon or from plans or information published in this magazine.

Since some of the equipment and circuitry in ELECTRONICS NOW may relate to or be covered by U.S. patents, ELECTRONICS NOW disclaims any liability for the infringement of such patents by the making, using, or selling of any such equipment or circuitry, and suggests that anyone interested in such projects consult a patent attorney.

ELECTRONICS NOW, (ISSN 1067-9294) April 1997. Published monthly by Gernsback Publications, Inc., 500 Bi-County Boulevard, Farmingdale, NY 11735-3931. Periodicals Postage paid at Farmingdale, NY and additional mailing offices. Canada Post IPM Agreement No. 334103, authorized at Mississauga, Canada. One-year subscription rate U.S.A. and possessions \$19.97, Canada \$27.79 (includes G.S.T. Canadian Goods and Services Tax. Registration No. R125166280), all other countries \$28.97. All subscription orders payable in U.S.A. funds only, via international postal money order or check drawn on a U.S.A. bank. Single copies \$3.99. © 1997 by Gernsback Publications, Inc. All rights reserved. Printed in U.S.A.


POSTMASTER: Please send address changes to ELECTRONICS NOW, Subscription Dept., Box 55115, Boulder, CO 80328-5115.

A stamped self-address envelope must accompany all submitted manuscripts and/or artwork or photographs if their return is desired should they be rejected. We disclaim any responsibility for the loss or damage of manuscripts and/or artwork or photographs while in our possession or otherwise.

BUILD THIS


58 "FUEL GAUGE" FOR YOUR BATTERIES

Know at a glance just how much juice your batteries have left with this easy-to-build project.
— *John Pivnichny*



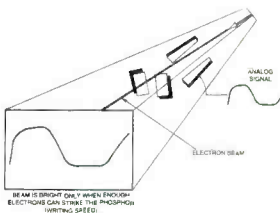
DEPARTMENTS

16 EQUIPMENT REPORT
Olympus SYS.230 Magneto-Optical Drive.



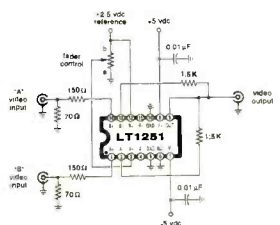
24 SERVICING
New oscilloscopes blend the best of digital and analog.
— *Bob Oblack*

28 COMPUTER CONNECTIONS
How not to be a bad coder. — *Jeff Holtzman*



60 AUDIO UPDATE
A microphone primer.
— *Franklin J. Miller*

63 TECH MUSINGS
Video, video editing, video generators, and more.
— *Don Lancaster*



AND MORE

4 EDITORIAL

6 WHAT'S NEWS

8 Q&A

14 LETTERS

18 NEW LITERATURE

22 NEW PRODUCTS

114 ADVERTISING INDEX

114 ADVERTISING SALES OFFICE

Electronics NOW®

Hugo Gernsback (1884-1967) founder

LARRY STECKLER, EHF, CET,
Editor-in-chief and publisher

EDITORIAL DEPARTMENT

CARL LARON, editor
JOSEPH J. SUDA, technical editor
JULIAN S. MARTIN, associate editor
TERI SCADUTO, assistant editor
MICHAEL A. COVINGTON, N4TMI
contributing editor
JEFFREY K. HOLTZMAN,
computer editor
LARRY KLEIN, audio editor
FRANKLIN J. MILLER,
audio editor
DON LANCASTER,
contributing editor
EVELYN ROSE, editorial assistant

ART DEPARTMENT

ANDRE DUZANT, art director
RUSSELL C. TRUELSON, illustrator

PRODUCTION DEPARTMENT

RUBY M. YEE, production director
KATHRYN R. CAMPBELL,
production assistant
KEN COREN,
desktop production director
LISA BAYNON, desktop production

CIRCULATION DEPARTMENT

JACQUELINE P. CHEESEBORO,
circulation director
THERESA LOMBARDO,
circulation assistant

REPRINT DEPARTMENT

MICHELE TORRILLO,
reprint bookstore

Typography by Mates Graphics

Electronics Now is indexed in *Applied Science & Technology Index*, and *Readers Guide to Periodical Literature*, *Academic Abstracts*, and *Magazine Article Summaries*.

Microfilm & Microfiche editions are available. Contact reprint bookstore for details.

Advertising Sales Offices listed on page 114.

Electronics Now Executive and Administrative Offices
1-516-293-3000.

Subscriber Customer Service:
1-800-999-7139.
7:00 AM-6:00 PM Monday-Friday MST


VISIT US ON THE INTERNET AT:
www.gernsback.com



Audit Bureau
of Circulations
Member

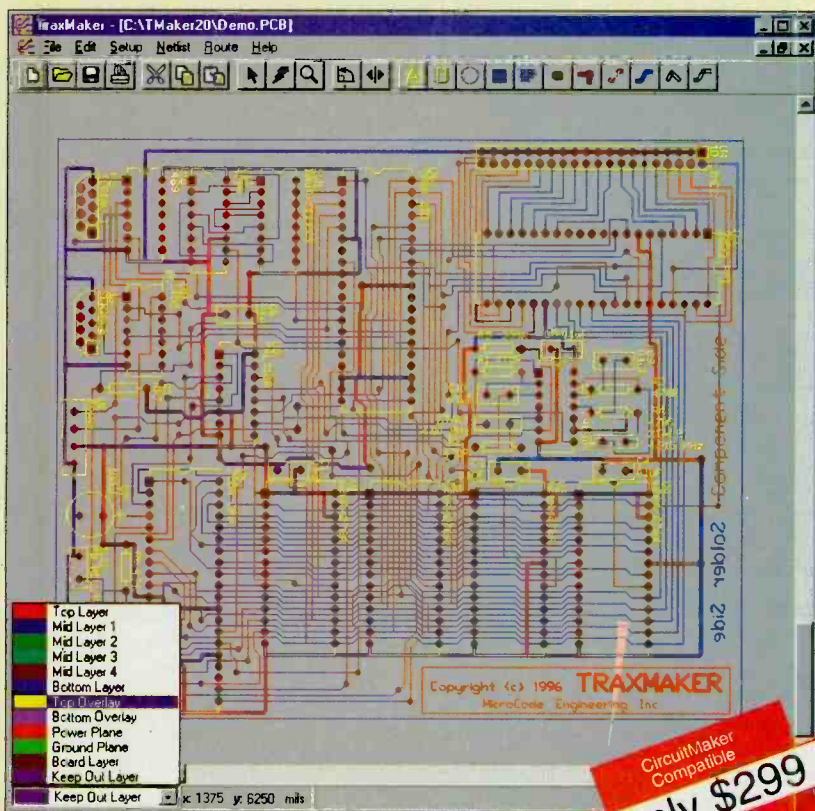
TraxMaker[®]

A Virtual Environment For Growing Printed Circuit Boards



“Finally, a low cost, easy to use, professional quality, PCB design tool”

TraxMaker is a Printed Circuit Board (PCB) layout program that supports multiple layers along with full auto placement of components and autorouting of tracks. TraxMaker makes good design practice easy, according to user definable “Design Rules”. It has a familiar, easy to learn Windows interface. TraxMaker is a truly cost effective package which is sure to handle your most demanding PCB design tasks. TraxMaker can be used as a standalone product or with compatible schematic capture products. When used in conjunction with CircuitMaker, TraxMaker completes a powerful beginning to end circuit design system.



TraxMaker Features

- Exceptionally easy to learn and operate
- 6 signal layers plus power and ground planes, top and bottom overlays, and solder and paste masks
- Built-in autorouter which provides routing of entire board, individual nets, pad to pad (without net), or interactive (using ratsnest)
- Automatic component placement with user definable placement grid and keep-out areas
- Full support for both through-hole and surface mount components
- Output to any Windows compatible printing device, Gerber files, and Excellon N/C drill file
- Import CircuitMaker, Protel, and Tango netlists
- Orthogonal, curved, and any angle tracks
- Design objects include tracks, pads, vias, arcs, free text, rectangular and polygon fills
- Includes a wide selection of component patterns and new patterns can be quickly and easily created
- Choose either Metric or English units
- Maximum resolution of .001 inches (1 mil)
- Maximum board size of 32 x 32 inches

FREE Functional Demo

Product literature and a free functional TraxMaker demo are available on the Internet at <http://www.microcode.com>, on CompuServe (GO MICROCODE) and on America Online by doing a file search for TraxMaker

Call Now to Order or Request Additional Information

800-419-4242



EARN YOUR B.S. DEGREE IN COMPUTERS OR ELECTRONICS



By Studying at Home

Grantham College of Engineering, now in our 47th year, is highly experienced in "distance education" – teaching by correspondence – through printed materials, computer materials, fax, modem, and phone.

No commuting to class. Study at your own pace, while continuing on your present job. Learn from easy-to-understand but complete and thorough lesson materials, with additional help from our instructors.

Grantham offers three separate distance-education programs, leading to the following accredited degrees;

(1) the B.S.E.T. with Major Emphasis in Electronics. (2) The B.S.E.T. with Major Emphasis in Computers. (3) The B.S.C.S. – the Bachelor of Science in Computer Science.

The B.S.E.T. programs now include Electronics Workbench Professional 5.0.

An important part of being prepared to *move up* is holding the right college degree, and the absolutely necessary part is knowing your field. Grantham can help you both ways – to learn more and to earn your degree in the process.

Write or phone for our free catalog. Toll free, 1-800-955-2527, or see mailing address below.

Accredited by
the Accrediting Commission of the
Distance Education and
Training Council

GRANTHAM
College of Engineering
Grantham College Road
Slidell, LA 70460

EDITORIAL

Out of the Closet

While doing some spring cleaning, we came across some older software titles, most still sealed in their original packaging, in the darkest recesses of one of our storage closets. As they were of little use to us, we were about to toss them when we realized they might be of use to some of our readers.

The titles, along with the systems they run under, are listed below. If you want one of these items, send us a self-adhesive shipping label with your name and address on it, our description of the item, and a check or money order for \$4.00 payable to CLAGGK Inc. to cover the cost of shipping one item via Priority Mail. We regret that we can't accept telephone requests or any questions. All items are "as is."

This offer is limited to United States residents only. Since a very limited supply of items is available (in some cases only one), requests will be filled on a first come first served basis. If the item you request is no longer available, we will return your label and check immediately. The cut off date for orders will be May 30, 1997. Anything received after that date will be returned unopened.

Send your request to:

The Out of the Closet Offer
CLAGGK Inc.
PO Box 4079
Farmingdale, New York 11735-4079

Sincerely,

Larry Steckler, EHF, CET
Publisher, Editor-In-Chief

Available Software


- My Advanced Invoices for MacIntosh (MacIntosh)
- Micro/Terminal for IBM Personal Computer (IBM PC)
- Home Computer Software for Atari 400/800 Computer Submarine Game (CX 40, CXL 4002, CX 853, Atari 410)
- The Graphics Magician (Apple II)
- The Mask of the Sun (Apple II)
- PC Tutor (IBM PC)
- Mastertype (Apple II/II+/IIE)
- Prisoner 2 (Atari)
- Prisoner 2 (Apple II)
- Battletech (IBM PC, XT, AT, PS/2, Tandy; requires MS-DOS 2.1 or higher)
- Rightwriter (IBM-compatible PC)
- Mail Master (Zenith/Heath Z100/H100 System running CP/M *80)

continued on page 30

Your Ultimate Source For Electronic Components

Internet Access..

- *24 hours-a-day, seven days-a-week*
- *Online ordering & stock status*
- *Fast, efficient parts search*
- *No minimum order*



<http://www.digikey.com/us>



Digi-Key®

*#1 for Availability of Product
#1 for On-Time Delivery
#1 for Overall Performance*

Same-Day Shipment on orders entered by 5:00 p.m. central time!

CIRCLE 133 ON FREE INFORMATION CARD

www.americanradiohistory.com



WHAT'S NEWS

A REVIEW OF THE LATEST HAPPENINGS IN ELECTRONICS

On-Line Research Tools

The Institute of Physics (IOP) and the Institution of Electrical Engineers (IEE) have announced that, beginning this spring, users of IOP's Electronic Journals on the World Wide Web will be able to select any journal reference and receive the INSPEC abstract instantly, at no extra cost.

INSPEC is the information services division of IEE, the largest professional engineering society in Europe. The not-for-profit organization, with worldwide membership of more than 130,000, publishes over 20 primary journals, as well as the INSPEC bibliographic database. The London-based Institute of Physics, a professional society with more than 20,000 members worldwide, is a leader in the electronic publishing of scientific research journals. IOP's publishing branch produces research journals and graduate-level texts, as well as popular science books, magazines, and reference titles.

The IOP/IEE project uses IOP Publishing's HyperCite service and INSPEC's database of scientific and technical journal abstracts, which date back to 1969. It will explore the efficiencies of combining primary and secondary information services in a hypertext environment, and is expected to become the platform for a more extensive scheme in which HyperCite service will link IOP Publishing references to all 32 of its full-text electronic journals. The second phase of the project, planned for this summer, will extend the concept to other important physics publishers.

"This is an ambitious project which should have substantial tangible benefits for researchers in physics," said Anne Dixon, electronic publisher at Institute of Physics Publishing. Jim Ashling, director of sales and marketing at INSPEC, added, "We believe that integration of electronic journals with quality secondary information services is just what is needed to create the value-added features that

are so essential in navigating the Internet. Institute of Physics Publishing and INSPEC are certainly a perfect fit in this respect."

Electronic Delivery Of Chinese Research Documents

Aided by the University of Pittsburgh Library System, the Peking University Library became the first Chinese academic library in the People's Republic to be able to electronically deliver research materials to libraries in the west. This marks one of the first such services between a North American library and a library in China.

The Pitt University Library System and Peking University Library successfully completed a test in which full-text documents were transmitted on the Internet using Ariel software. Document delivery through cyberspace provides scholars at each university with access to the vast information resources of the other.

Pitt University Library System director Rush Miller, who initiated the international project while visiting Beijing last August, said, "the successful establishment of an Internet linkage between the [two] libraries ... is a milestone in the long history of cooperation between the academic institutions of both countries. Now that we have demonstrated for the first time that this technology can be utilized for resource sharing with libraries in China, we plan to extend our partnership to other major libraries in China."

Battling Heat-Induced PC-Board Warpage

During manufacturing, printed-circuit boards are vulnerable to heat-induced

warpage. Boards that warp after expensive components have been added can mean thousands of dollars in losses. An experimental technique known as Thermoire, developed at the Georgia Institute of Technology and licensed by Electronic Packaging Services (EPS) Ltd. Company, provides real-time data about PCB warpage. Research sponsors, who were brought together through Georgia Tech's Manufacturing Research Center (MARC), include Motorola, MICOM, Ford Electronics, IBM, DEC, and AT&T.

Thermoire developer Dr. Charles Ume, an associate professor in the School of Mechanical Engineering, explains, "Electronic packaging companies can use the warpage information to make changes in their PCB design early. That way, there's no mass production of a product that has a problem."

Temperatures of up to 230° Celsius are an integral part of PCB processing. The relatively minor heat generated by computers and other devices that contain printed-circuit boards can also cause warpage. Small, thin, densely populated boards are particularly susceptible to the problem. According to EPS manager Dirk Zwemer, "It's not uncommon to see losses of one to three percent in a mature product, and it can be much higher for some designs."

A special oven with a glass grating top is used for the new process. A white light shines through the glass grating onto the PCB, and an inexpensive, compact, charge-coupled device (CCD) camera captures warpage digitally as it occurs.

Equally spaced parallel lines are etched on the flat glass grating. When the beam of light is directed at a specific angle, the etched lines create a shadow on the surface of the board. If warpage occurs, a moire pattern is produced by the geometric interference between the etched lines on the glass and the shadow of those lines on the PCB's surface. The more the board warps, the greater the

continued on page 30

Overpowered.

UP TO 2 GS/s SAMPLE RATE

The highest sample rates you can find in this class.

THE TEKTRONIX NAMEPLATE

From the world leader in oscilloscope technology, all the service and support you'd expect.

FAST FOURIER TRANSFORM (FFT)

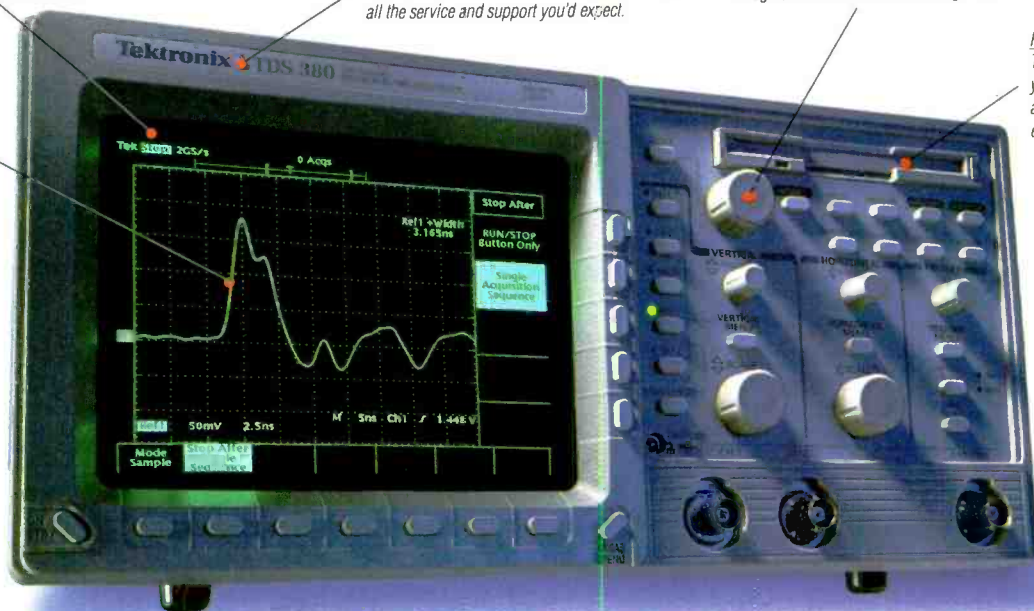
Analyze waveforms faster. What others charge \$500 or more for is built right in.

FLOPPY DISK DRIVE

Transfer data directly to your PC for documentation and analysis. A Tektronix exclusive at this price.

DIGITAL REAL TIME

Single-shot capture up to 400 MHz on each channel. The power to see reality, not some approximation of it.



Underpriced.

With the breakthrough new TDS 300 Series, Tektronix redefines the price-performance benchmark in oscilloscopes. Numbers tell the story: A sample rate of up to 2 GS/s and a bandwidth of up to 400 MHz take you to the highest level of performance, Digital Real Time (DRT).

DRT is an exclusive oversampling technology that lets these scopes beat the real-world challenge of displaying infrequent, single-shot events.

You'll see things the other scopes can't even capture. The new TDS 300 Series also offers FFT and Disk Drives – features others charge

Starting at \$2,995



TDS 340A, \$2,995
100 MHz, 500 MS/s, DRT, FFT, Disk Drive



TDS 360, \$3,595
200 MHz, 1 GS/s, DRT, FFT, Disk Drive



TDS 380, \$4,595
400 MHz, 2 GS/s, DRT, FFT, Disk Drive

hundreds of dollars more for, or don't even have. The biggest breakthrough, though, is in the number on the price tag. The TDS 300 Series starts at \$2,995.* For this price, you get a level of performance you'd expect only in scopes twice as expensive. Contact your Tektronix Authorized Distributor for details, or call 1-800-479-4490, Action Code 311. Or find us on the World Wide Web at <http://www.tek.com/mbd/w311>. And prepare to be overwhelmed.

Tektronix



*Manufacturer's suggested retail prices shown. ©1995 Tektronix, Inc. All rights reserved. Tektronix is a registered trademark of Tektronix, Inc. <http://www.tek.com> 40A-MU6220-2

Q & A

READERS' QUESTIONS, EDITORS' ANSWERS

AC Current Mystery

Q Recently, I was measuring the currents in a simple rectifier circuit and found an anomaly. The circuit was a bridge rectifier with resistive load. I measured the AC current before the rectifier and got 195 mA; the DC current through the load was only 175 mA. I asked several technicians and then a Ph.D. in electrical engineering, who told me the discrepancy was due to the fact that the meter responds to average current but is calibrated in rms. Is that correct?—D. J. B., Uvongo, South Africa

A Figure 1 shows a circuit we breadboarded that demonstrates the same effect, but the discrepancy is even bigger (216 vs. 145 mA in our case). We used a true-rms multimeter.

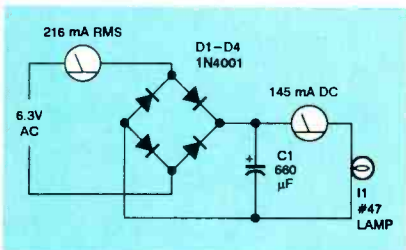


FIG. 1—WHEN USING A TRUE rms measuring meter, the AC current is considerably higher than the DC current in this circuit.

Why is the AC current larger? A quick answer is that there's AC but not DC current in the filter capacitor. Thus, not all the AC current goes through the resistive DC load.

But that's almost too quick an answer; the question deserves a little more thought. First let's review what we mean by rms. Because an AC voltage or current is constantly changing, the only way to assign it a constant value is to use some kind of average.

The rms value is a special kind of average with the following property: the power (wattage) computed with rms AC is the same as with DC. For example, 6-volts rms AC will light a light bulb to the same brightness as 6-volts DC, and when

it does so, the rms AC current through the bulb will be the same as the DC current would have been.

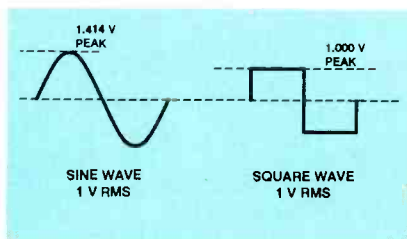


FIG. 2—THE RELATIONSHIP between peak and rms voltage or current greatly depends on the shape of the waveform.

Because wattage depends on the square of voltage or current ($P = E^2/R = I^2R$), the rms value is obtained by squaring the voltage, averaging the square, and then taking the square root. The abbreviation rms stands for root of the mean of the square. The average (mean) of the voltage itself is somewhat lower.

The relation between rms, average, and peak voltage depends on the waveform (see Fig. 2). With a squarewave, all three are the same. With a sine wave, which isn't at maximum voltage all the time, the peak, rms, and average values are in the ratio 1.414:1.0:0.9. If the waveform consists of narrow spikes, the discrepancy is even bigger. Current works exactly the same way as voltage.

Now back to the bridge rectifier. Although the AC voltage at the input is a sine wave, the AC current waveform is not. We sampled it by inserting a 1-ohm resistor and connecting an oscilloscope across it, and what we found is shown in Fig. 3. Current flows only briefly at the peaks, when the AC voltage is higher than the voltage on the filter capacitor. At those times, the current flow is heavy (about 800 mA) because the capacitor has to make up all the charge it has lost since the last peak.

Because of the strange waveform, only a true-rms meter will give you the correct rms value. Some multimeters are "average responding, rms reading," which means that they actually measure the

average voltage or current and then multiply it by 1.1 on the assumption that it's a sine wave. A few meters are "peak responding, rms reading." Both kinds read correctly only with sine waves.

The moral? The rms current into a rectifier can be considerably higher than the DC current out, and the peak current going in can be even greater. Remember that whenever you choose a power transformer; the current rating of the transformer secondary generally needs to be higher than the DC current to be delivered to the load.

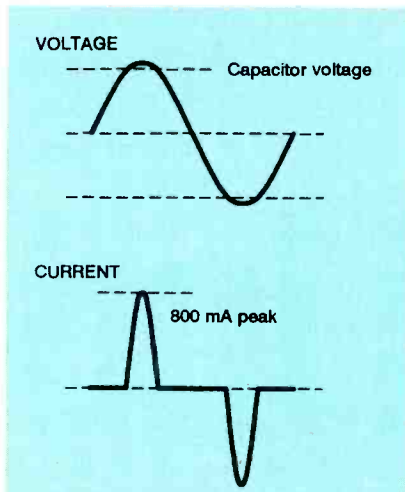


FIG. 3—AC VOLTAGE IS A SINEWAVE, but current only flows at the peaks where the AC voltage exceeds the voltage already on the capacitor.

Finally, note that no energy is lost, because the DC voltage out is higher than the AC rms voltage in. Except for diode drop and resistive losses, you get back in volts everything that you lose in amps.

Tube Substitution

Q I need advice about replacing a 7199 tube with a 6EA8 to revive my Williamson all-tube amplifier built many years ago. According to the RCA Receiving Tube Manual, the 6EA8 is about the same as the

GET HERE.

LEARN A SKILL YOU ENJOY... ...THEN FIND A JOB THAT HAS A FUTURE.

FREE
One Year Subscription
of *Electronics Now*
When You Enroll in Any
CIE or World College
Program!

Everyone has to start somewhere.

As 150,000 CIE graduates have discovered, independent-study from The Cleveland Institute of Electronics can get you where you want to be. *In a secure, financially rewarding, exciting career field of your choice.*



Industrial Robotics

Since 1934, CIE has been on the forefront of an ever expanding technological revolution.

ment. CIE's curriculum is unique from other independent-study schools in the respect that we not only provide hands-on training utilizing today's technology we also instill the knowledge and understanding of why technology works the way it does. This is the foundation upon which every CIE graduate can trace their success back to and in which CIE's reputation as a quality learning facility is based on.



Project Engineer

Independent study is not for everyone. But, if you have the desire, the basic intellect and the motivation to succeed, CIE can make it happen. Our learning program is patented and each lesson is designed for independent study while our instructors are available to assist you whenever you feel you need help. In fact, CIE's curriculum is so well respected many Fortune 1000 companies utilize it for their own employees.



Telecommunications

CIE offers personalized training to match your background with over ten career courses, an Associate Degree Program and a Bachelor Degree Program through our affiliation with World College. And every CIE graduate got started in a

START HERE...



Electronics

Back then it was radio and TV, today it's computer technology, programming and the electronics that make it all possible. Today and yesterday's similarities are

uncanny... *Employers are looking for qualified applicants to hire and having a hard time finding them.*

Students at CIE receive the training and the education needed to get hired and to succeed in challenging fields such as computer programming, robotics, broadcast engineering, and information systems manage-

YES! Please send me more information on:

CIE's Associate Degree Program

CIE's Computer Programming Course

CIE's 12 Career Courses

World College's Bachelor Degree Program

AE100

Name _____

Address _____

City _____

State _____ Zip _____

Phone: _____

Check for G.I. Bill Details
Active Duty Veteran

successful career the same way you can...by sending for your free CIE course catalog and judging for yourself if CIE's for you.



Computer Programming



*It's More Than Just Training...
...It's an Education.*

1776 East 17th Street
Cleveland, OH 44114
(216) 781-9400 • 1-800-243-6446

HOW TO GET INFORMATION ABOUT ELECTRONICS

On the Internet: See our Web site at <http://www.gernsback.com> for information and files relating to our magazines (Electronics Now and Popular Electronics) and links to other useful sites.

To discuss electronics with your fellow enthusiasts, visit the newsgroups sci.electronics.repair, sci.electronics.components, sci.electronics.design, and rec.radio.amateur.homebrew. "For sale" messages are permitted only in rec.radio.swap and misc.industry.electronics.marketplace.

Many electronic component manufacturers have web pages; see the directory at <http://www.hitex.com/chipdir/>, or try addresses such as <http://www.ti.com> and <http://www.motorola.com> (substituting any company's name or abbreviation as appropriate). Many IC data sheets can be viewed online.

Books: Several good introductory electronics books are available at Radio Shack, including one on building power supplies.

An excellent general electronics textbook is *The Art of Electronics*, by Paul Horowitz and Winfield Hill, available from the publisher (Cambridge University Press, 1-800-872-7423) or on special order through any bookstore. Its 1125 pages are full of information on how to build working circuits, with a minimum of mathematics.

Also indispensable is *The ARRL Handbook for Radio Amateurs*, comprising 1000 pages of theory, radio circuits, and ready-to-build projects, available from the American Radio Relay League, Newington, CT 06111, and from ham-radio equipment dealers.

Copies of past articles: Copies of past articles in *Electronics Now* and *Popular Electronics* (post 1991 only) are available from our Clagg, Inc., Reprint Department, P.O. Box 4099, Farmingdale, NY 11735; Tel: 516-293-3751.

Electronics Now and many other magazines are indexed in the *Reader's Guide to*

Periodical Literature, available at your public library. Copies of articles in other magazines can be obtained through your public library's interlibrary loan service; expect to pay about 30 cents a page.

Service manuals: Manuals for radios, TVs, VCRs, audio equipment, and some computers are available from Howard W. Sams & Co., Indianapolis, IN 46214 (1-800-428-7267). The free Sams catalog also lists addresses of manufacturers and parts dealers. Even if an item isn't listed in the catalog, it pays to call Sams; they may have a schematic on file which they can copy for you.

Manuals for older test equipment and ham radio gear are available from Hi Manuals, PO Box 802, Council Bluffs, IA 51502, and Manuals Plus, Box 637, Spanaway, WA 98387.

Replacement semiconductors: Replacement transistors, ICs, and other semiconductors, marketed by Philips ECG, NTE, and Thomson (SK), are available through most parts dealers (including Radio Shack on special order). The ECG, NTE, and SK lines contain a few hundred parts that substitute for many thousands of others; a directory (supplied as a large book and on diskette) tells you which one to use. NTE numbers usually match ECG; SK numbers are different.

Remember that the "2S" in a Japanese type number is usually omitted; a transistor marked D945 is actually a 2SD945.

Hamfests (swap meets) and local organizations: These can be located by writing to the American Radio Relay League (Newington, CT 06111; <http://www.arrl.org>). A hamfest is an excellent place to pick up used test equipment, older parts, and other items at bargain prices, as well as to meet your fellow electronics enthusiasts both amateur and professional.

festivals in your area, contact the American Radio Relay League, Newington, CT 06111.

Two Kinds of IDE

Q My computer is a clone PC XT with a Miniscribe 8225XT IDE hard disk drive. I have purchased a Miniscribe 8051A IDE drive but can't get it to work in this machine. Thanks in advance for whatever help you can supply me with.—R. McG., St. Laurent, P. Q., Canada

A As you note in your letter, an IDE hard disk is one whose controller is built into the drive itself; it connects to an IDE host adapter, which provides a communication path between the drive and the bus of your computer.

Most IDE drives, including your new 8051A, are designed for computers that have a 16-bit PC AT type (ISA) bus. Your computer has an 8-bit bus and the Miniscribe 8225XT is one of the relatively few IDE drives that will work in it. As far as we know, there is no way to get your new drive to work in an XT computer.

Touch-Tone Decoding

Q I am trying to design a circuit that will decode Touch-Tone frequencies and interface with a Z80 microprocessor or a computer. How can I do that?—F. S., Newark, NJ

A There are a number of ICs on the market that accept DTMF (Touch-Tone) tones and output 4-bit data indicating which number is being received. One of them is the CD22202E, which you can get, along with data sheets, from JDR Microdevices, 1850 South 10th Street, San Jose, CA 95112 (Tel: 408-494-1400). For more on DTMF decoding, see the May 1995 installment of this column.

My Pool Runneth Over

Q During rainy season, the water level in my pool rises to where I have to pump it out manually. I would like to have a system that senses the water level and activates the pump, and at the same time opens the faucet so that the water drains outside of the pool. Can I use a Triac controller?—S. C., Clearwater, FL

7199, except that the pin-out is different and the 6EA8 is designed for RF, not audio. Is there a danger of feedback or oscillations?—E. C., Miami, FL

A It's worth a try; as you noted, the two tubes are quite similar except for the pin-out. Each consists of a triode and a pentode in a single envelope, and the characteristic curves are almost indistinguishable. The main difference is that

the 7199 is specified for low hum.

There is no particular danger of oscillations when using an RF tube in an audio application; the frequency response of the two tubes is actually about the same. The internal capacitances of RF tubes tend to be lower, but that won't harm audio performance.

You can probably find an original 7199, cheap, at a hamfest (ham-radio swap meet). For information about ham-

A Maybe, but this is more a plumbing problem than an electronic one. The very simplest solution is to add some kind of overflow drain to the pool so the water will automatically flow out when it rises above a certain level.

If that won't do, a simple alternative is to add a second pump that is used only for draining overflow and is triggered by a float switch—something along the lines of a sump pump. That way, you don't have to open and close faucets electrically, nor modify the controls of your main filter pump.

Tape Recorder Quandary

Q *My father, who is now physically handicapped, would love to hear his wedding, which was recorded on reel-to-reel tape in 1958.*

I've searched pawn shops for years to find a reel-to-reel tape recorder, but so far every one I have purchased either does not play at all or plays at the wrong speed (too fast). Can I modify my Akai 4000 DS to play slower?—T. G., Denham Springs, LA

A The standard recording speeds in 1958 were 15/16, 1-7/8, 3-3/4, 7-1/2, and 15 inches per second (ips). We're guessing that the wedding was recorded at 3-3/4 or 1-7/8 to save tape, but high-fidelity tape decks often have only the higher two speeds, 7-1/2 and 15 ips.

The circuit you describe in your letter, a Triac-type speed controller, won't work with a synchronous motor. In fact, it's not practical to make large changes in the speed of a tape recorder by purely electronic means. What you'd need to do is change the size of drive wheels somewhere in the mechanism.

But what you really need is a service, not a piece of equipment. Is there a radio station or recording studio in your town that would, for a price, copy your old tapes onto cassettes? Look for an older radio station that still has some equipment from the 1950s.

Pager Conversion

Q *I have a Motorola Bravo pager from 1987, which operates on 43.6 MHz. The paging services here use the 150-MHz band. Can the receiver components in the pager be changed so that I can receive the frequencies in this area without having to purchase another pager?—W. M. R., Indianapolis, IN*

A Converting from 43.6 to 150 MHz is not a small change. Minimally, the built-in antenna and front-end components would have to be replaced. That's about half of the pager. If the data format or bandwidth is different, the rest of the pager will have to be changed also. It's cheaper to get another pager.

Intelligent LED Displays

Q *Would you explain how the Texas Instruments TIL 311 LED indicator could be put to use? I want to cascade several of them and build a 100-MHz digital frequency counter.—B. P., Yonkers, NY*

A Texas Instruments makes several "intelligent LED displays" that contain one red digit plus the circuitry to drive it. The TIL 311 contains a latch, decoder, and driver; you give it 4 bits of data and it displays a hexadecimal digit (0, 1, 2, 3, 4, 5, 6, 7, 8, 9, A, B, C, D, E, or F).

The TIL 306 and TIL 307 are even smarter; they contain a decade counter along with a one-digit display. You supply pulses to the "clock" pin; it counts them and displays the count. To cascade them, connect the "maximum count output" of one chip to the clock input of the next higher digit. At \$13 per digit, this isn't the cheapest way to build a counter, but you can't beat it for simplicity. The maximum counting rate is about 15 MHz, so your 100-MHz counter will need a divide-by-10 prescaler.

Data sheets on the TIL 306, 307, 311, and related products are available from Texas Instruments, P.O. Box 655303, Dallas, TX 75265, and on the Web at <http://www.ti.com>.

Programming the 8748

Q *I need to be able to read and write to the EPROM portion of an Intel 8748H microcontroller. It seems like that should be possible by building a 28- to 40-pin adapter for my present EPROM programmer. Can you give me any help on this? The cheapest programmers I've seen are about \$600!—R. A. M., Kane, PA*

A The programming requirements of an 8748 are fairly similar to an EPROM, but without more details it's hard to make a specific recommendation. (Your EPROM programmer might be using any number of different algorithms and timings; no two seem to be

quite the same, even for the same EPROM.) If you can determine exactly what your EPROM programmer is doing, and match it up with the specifications in the 8748 data sheet, you should be able to make an adapter that works.

An alternative is to use an Intronic "Pocket Programmer" and its 8748 adapter. That programmer connects to the parallel port of your PC, and the whole setup, including adapter, costs about \$220. It also programs EPROMs and EEPROMs up to 8 megabits, and adapters are available for programming many newer microcontrollers, including 8751s and PICs. Contact Intronic at 612 Newton Street, Edwardsville, KS 66113 (Tel: 913 422-2094).

Still another alternative is to look for a used 8748 programmer, cheap. Since the 8748 is obsolete, that may be a good strategy. A wide selection of new and used programmers is available from General Device Instruments (Tel: 408 241-7376, BBS: 408 983-1234).

CB to 10 Meters

Q *I have an old Teaberry CB rig that has SSB for the 27-MHz Citizens' Band. What I am interested in is converting the rig to 10 meters (28 MHz) for amateur use. I have found a supplier of crystals but have no idea what frequencies to order. The crystals in the synthesizer range from 11.4 to 11.750 MHz. Can you give me any information I might be able to use?—M. McG., Macks Creek, MO*

A Because the 10-meter ham band and the Citizens' Band are right next to each other (at 28 and 27 MHz respectively), converting a transceiver from one band to the other sounds like a simple job. As you've noted, hams use SSB (single sideband), so only an SSB CB would be worth converting.

The trouble is, since the late 1970s, most CBs have used frequency synthesizers rather than simple transmitter crystals, and it's not always easy to reverse-engineer a synthesizer. We are aware of one CB circuit (using a PLL02A synthesizer) that can be converted simply by connecting pin 8 of the PLL02A to ground instead of +5V. This tells the digital circuitry to make all frequencies 1.28-MHz higher than they previously were. A full alignment, with frequency counter,

continued on page 29



LETTERS

SEND YOUR COMMENTS TO THE EDITORS OF ELECTRONICS NOW MAGAZINE

A Grateful Reader

First of all, I want to commend you on an excellent magazine, both in content and presentation.

The article "Build a TV transmitter" (*Electronics Now*, May 1996) was not only outstanding, but entertaining as well. As a regular reader and one who is interested in this field of study, the article was invaluable and appeared at just the right time to help me.

IWUAGU OBI
Rotterdam, Holland

Simpler Frequency Doubler

I'm surprised that your circuit gurus didn't catch the fact that a much simpler circuit for frequency doubling exists than the one from Bobby Smith ("Letters", *Electronics Now*, September 1996). Here are two versions.

Figure 1 uses only a single exclusive-OR gate and a couple of passive components. The width of the output pulses are determined by the time constant of the RC network, and the maximum input frequency cannot exceed $\frac{1}{2}RC$. If very high frequency operation is needed, or if very narrow output pulses can be tolerated, the circuit shown in Fig. 2 can be used. In that case, the output pulse width is determined by the propagation time delay of the exclusive-OR gate, and the input frequency cannot exceed $\frac{1}{2}[\text{delay}]$. Neither circuit has a low-frequency limit.

MAX CARTER
Wheatland, WY

JamMix Suggestions

I found William Hendry's JamMix (*Electronics Now*, October 1996) to be a fun application and a professional-looking unit. However, I was surprised at the selection of the MC1458C op-amp for the mixer circuitry. I believe that high noise, low performance op-amps such as the MC1458C are not really suitable for accurate audio reproduction, even for the

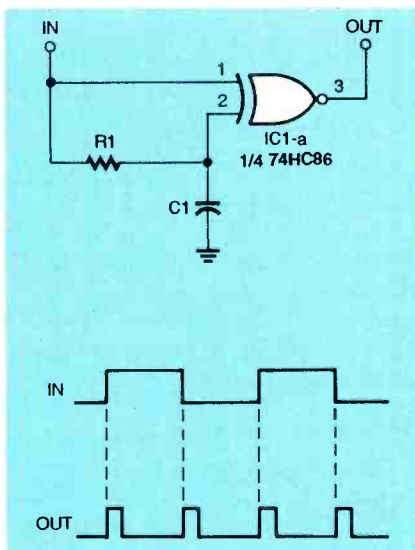


FIG. 1

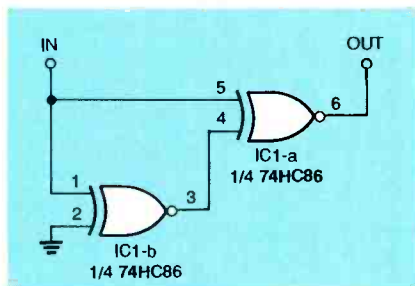


FIG. 2

modest requirements for guitar amplification. Of course, Mr. Hendry did mention his preference for a small amount of distortion, and that might be why he decided to use that particular op-amp.

Write To:
Letters,
Electronics Now Magazine,
500 Bi-County Blvd.,
Farmingdale, NY 11735

Due to the volume of mail we receive, not all letters can be answered personally. All letters are subject to editing for clarity and length.

To do justice to the bandwidth of the JamMix, a low-noise, higher performance dual op-amp can be directly substituted. I would recommend the TL072 or the NE5532. Of the two, the 5532 has higher bandwidth and slew rate, lower distortion, and can drive 600-ohm loads. But its higher supply current will run the batteries down faster. The TL072, with less than half the supply current of the MC1458C, would conserve battery power better.

The problem with using the 1458C is that when the device is configured as a unity-gain inverter, the input level has to be reduced below 1-volt peak-to-peak at 10 kHz in order to get down to 1% THD+N at the output. At a 3-volt peak-to-peak input (not unusual for a guitar pickup), the THD+N is over 4%. Viewed on an oscilloscope, the output waveform shows the typical 741 non-symmetrical slew-induced distortion as well. Above 10 kHz, the THD increases dramatically.

The 741-type devices (741, 747, 1458, 308, 358, 4136, etc.), and especially the LM324, are not a good choice for audio use. Given the availability and low price of devices with vastly higher performance, they are not even cost effective. You can buy an NE5532 or TL072 for about 40 cents more than a 1458 and you can hear the difference.

As another suggestion, the unused section of IC4 should be connected as a grounded voltage follower (pin 5 to ground, pin 6 connected to pin 7). Leaving the unused inputs unterminated invites oscillation. That uncontrolled oscillation can degrade the sound by coupling into the other op-amps via the power supply rails, and can draw enough power to run the batteries down much faster than normal. The performance can be further improved by connecting 1- μ F ceramic decoupling capacitors from pins 4 and 8 to ground at each op-amp, as is recommended for linear devices.

CHARLES HANSEN
Tinton Falls, NJ

EN

Use it to test other DMMs for accuracy.



**The smart choice
in a DMM.**

When there's no margin for error, we've got the right tool for the job. Our new 900 Series DMMs offer up to 0.06% basic DC volts accuracy. This makes it one of the most accurate families of True RMS DMMs in the business. Add to this a high-resolution 40,000 count display and you'll be confident working within the tightest of tolerances. For more information, call your Tektronix distributor today or call 1-800-479-4490, action code 726, or visit us at www.tek.com

Tektronix



EQUIPMENT REPORTS

A MAGNETO OPTICAL DISK DRIVE FROM OLYMPUS

Transport large files from computer to computer with ease, with the Olympus SYS.230 Magneto Optical drive.

CIRCLE 15 ON FREE INFORMATION CARD



the special adapter cable. Of course, you'll get better performance if you connect the drive to a SCSI controller, so that's the preferred method. The drive can sit flat or stand vertically on its side in an included cradle. An AC adapter provides power.

Installing the SYS.230 is the easiest job you'll ever do if you're connecting it to a SCSI controller. The SYS.230 has two SCSI connectors on the back so you can connect other SCSI devices to the chain. A SCSI cable is included with the drive. A small rotary switch on the back of the SYS.230 sets it to an unused SCSI ID. Another switch provides built-in SCSI termination (you must terminate the drive if it's the last device on the SCSI chain). Windows 95 does the rest by automatically detecting the drive when it boots. The installation procedure is slightly harder if you're using a parallel port because you'll also have to install the parallel-port adapter software that's included with the Universal model.

The 230 MB disks are ready for use after a quick formatting procedure, accessed by a right mouse click on the drive icon in the My Computer folder. To test the drive's data-transfer rate, we copied a 31 MB file to the drive and timed it at 1 minute and 40 seconds. That worked out to a transfer rate of 310 KB per second—about the same as a 2x CD-ROM drive.

Fortunately the SYS.230 can read faster than it writes. The same 31 MB file copied back to the hard drive in 35 seconds, which is equivalent to a transfer rate of 886 KB per second. That's about the same speed as a 6x CD-ROM drive. The measured ratings aren't as fast as those specified by Olympus, but the drive is still fast enough for practical use. You can carry the drive from machine to machine, or send disks to someone else who has a 230 MO drive.

For more information on the Olympus SYS.230 MO drive, contact the manufacturer directly at the address given earlier in this article, or circle 15 on the Free Information Card. **EN**

Anyone who has used a computer for some time surely knows what a pain in the neck it can be to transport large files—ones that are too big to fit on a conventional floppy. Sure you can compress large files using archive software, and there are programs that let you chop up big files into ones small enough to fit on floppy disks, but none of that is at all convenient. Even if you have a lot of little files that total 10 or 20 megabytes, it's still a real chore to put it all on floppies and it takes a long time. It's also ridiculous to consider using floppy disks to back up a decent-sized hard drive. Fortunately, we don't have to rely on floppy diskettes anymore, because magneto optical, or MO disks, offer an attractive alternative.

An MO drive combines magnetic and optical technologies on disks that hold a lot more data than floppy disks, and they're rugged, can be rewritten, and are relatively cheap. For example, the Olympus SYS.230 drive uses disks that are about the same size as regular floppy diskettes, but they hold 230 megabytes and cost around \$10 apiece. (Olympus Image Systems, Inc., Two Corporate Center Drive, Melville, NY 11747. Tel: 516-844-5000, 800-347-4027, Fax 516-844-5339, <http://www.olympusamerica.com>)

MO Disks and the SYS.230

MO disks are different than magnetic media. An MO drive uses a laser to heat special magnetic media on an MO disk to the point where the data can easily be

rearranged, or rewritten, by a magnetic head. Once the laser is removed and the material cools, the data is basically permanent and more or less impervious to stray magnetic fields. The laser isn't used when data is being read.

The basic Olympus SYS.230 is available as an internal model for \$299, and as an external SCSI model for \$359 (plus the cost of a SCSI controller if your PC does not already have one). There's also an external "Universal" model that adds a special adapter cable for use with any standard parallel port; its list price is \$389 (street prices are, of course, much lower). Pack the Universal drive in your travel bag and you can load files onto just about any system wherever you go.

The SYS.230 has a 256 KB cache and spins at 4200 RPM. Olympus specifies a seek time of under 27 milliseconds and a data transfer rate of 1.72 MB per second. The drive measures 8 x 6 x 2 inches and weighs about 2 pounds, so it's easy to pack and carry. It's about the same size as an external modem. The drive is backward-compatible with 128 MB MO disks.

Olympus' disks are rated for 30 years of archival quality storage; the disks are available from other manufacturers as well. Each 230 MB disk is equivalent to 175 floppies; at \$10 apiece, that works out to be just a little more than 4 cents per megabyte.

We tested the external SCSI SYS.230 with a Pentium system running Windows 95 both by connecting it directly to a SCSI adapter and to a parallel port with


GET 5 BOOKS FOR ONLY \$4.95

WHEN YOU JOIN THE


Electronics Book Club®

VALUES TO \$127.75

The leading source of information for electronics hobbyists for over 30 years!



0376581-XX \$39.50
Counts as 2



1554637 \$16.95




1575472 \$27.95



1577564 \$22.95




0052387 \$28.95



0673764-XX \$54.95
Hardcover/Counts as 2



1577262 \$21.95



0487375 \$24.95

0304068 \$15.95




155016X-XX \$34.95
Counts as 2




1574875 \$19.95




073092X \$19.95




1559833 \$22.95




0582157-XX \$26.95
Counts as 2




0215286 \$19.95



0027994 \$19.95



1571469 \$18.95



0497060-XX \$29.95
Hardcover/Counts as 2




5869284-XX \$46.00
Counts as 2



0155543 \$22.95



9120989-XX \$39.95
Hardcover/Counts as 2



1573119 \$19.95

As a member of the ELECTRONICS BOOK CLUB...

you'll enjoy receiving Club bulletins every 3-4 weeks containing exciting offers on the latest books in the field at savings of up to 50% off the regular publishers' prices. If you want the Main selection, do nothing and it will be shipped automatically. If you want another book, or no books at all, simply return the reply form to us by the date specified. You'll have at least 10 days to decide. If you ever receive a book you don't want due to late delivery of the bulletin, you can return it at our expense. Your only obligation is to purchase 3 more books during the next 12 months, after which you may cancel your membership at any time. And you'll be eligible for FREE BOOKS through our Bonus Book Program.

A shipping/handling charge and sales tax will be added to all orders. All books are softcover unless otherwise noted. If you select a book that counts as 2 choices, write the book number in one box and XX in the next. (Publishers' Prices Shown) © 1997 EBC



If card is missing, write to:
Electronics Book Club®
A Division of The McGraw-Hill Companies
P.O. Box 549, Blacklick, OH 43004-9918

Electronics Book Club®

A Division of The McGraw-Hill Companies,
P.O. Box 549, Blacklick, OH 43004-9918

YES! Please send me the books listed below, billing me just \$4.95, plus shipping/handling & tax. Enroll me as a member of the Electronics Book Club according to the terms outlined in this ad. If not satisfied, I may return the books without obligation and have my membership cancelled.

If you select a book that counts as 2 choices, write the book number in one box and XX in the next.

--	--	--	--

Name _____
Address/Apt. _____
City/State _____
Zip _____ Phone _____

Valid for new members only, subject to acceptance by EBC. Canada must remit in U.S. funds drawn on U.S. banks. Applicant outside the U.S. and Canada will receive special ordering instructions. A shipping/handling charge & sales tax will be added to all orders.

RP1E497



NEW LITERATURE

USE THE FREE INFORMATION CARD FOR FAST RESPONSE

The Whole Spy Catalog: A Resource Encyclopedia for Researchers, PIs, Spies, and Generally Nosy People

by Lee Lapin

Intelligence Incorporated


2228 South El Camino Real #349

San Mateo, CA 94403

Tel: 415-851-3957

Fax: 415-851-5403

\$44.95



CIRCLE 338 ON FREE
INFORMATION CARD

Intended to serve as *The Whole Earth Catalog* of spying, this book makes readily available to the general public the tricks, techniques, and secrets of espionage experts including the CIA, KGB, and other major spy

agencies. It provides do-it-yourself pointers for amateur snoops, shows how to turn nosiness into a career in espionage, and explains where to go to hire ex-CIA or -KGB agents for jobs that might be too difficult or dangerous for you to tackle yourself.

Whether you want to find out if your date has a police record (or a decent bank balance), track down an old friend, or find out if your spouse is really working late so often, this book provides the resources and know-how to do so. It shows you how to access mail-forwarding, warranty-card, magazine-subscription, reverse-directory, and credit information to build a dossier on anyone. You can uncover a person's real property, bank accounts, stocks, bonds, off-shore accounts, and cars.

The book provides tear-out fax forms to help you get quickly started in your search. It shows you how to create a real-time chart that begins with a name and ends with a complete personal history. It reveals a \$5 phone call that can instantly

locate 90% of the population. The book also reveals the best on-line resources for locating and researching just about everything, including free federal databases, the Library of Congress, and organizations and associations that conduct searches.

The book shows how to apply for a job with the CIA, mingle with other "young intelligence professionals" in a national social club, and legally subscribe to the FBI's in-house newsletter and a variety of other publications. It explains how to order aerial or high-resolution satellite photos of anyplace in the world; hire the best private detectives; locate and bug anyone with the latest electronic surveillance devices—including a source where you can buy actual KGB surveillance equipment; tap any phone; set up video surveillance systems; and use countermeasures such as scrambling and encryption to protect your own privacy from other would-be spies.

The New Internet Navigator

by Paul Gilster

John Wiley & Sons, Inc.

605 Third Avenue

New York, NY 10158-0012

Tel: 1-800-225-5945

Web site: <http://www.wiley.com>

\$24.95



CIRCLE 339 ON FREE
INFORMATION CARD

This comprehensive Internet tutorial clearly charts unknown territory for newcomers and experienced Net travelers alike. It has been completely updated to reflect the changing boundaries and newly discovered territories of the continually evolving Internet.

Readers learn everything they need to know to access the Internet from anywhere in the world. The book shows them how to set up and get the most out

of their Internet connections through Prodigy, CompuServe, and America Online. It explores the World Wide Web, and explains how to optimize Web browsers such as Netscape and Mosaic. The book discusses a whole new generation of Internet tools and provides practical examples of how to perform searches. It reveals how the Internet actually works and explores the underlying technologies, including TCP/IP, that make it work.

IC Data Books

Burr-Brown Corporation

P. O. Box 11400

Tucson, AZ 85734

Tel: 1-800-548-6132

Free



CIRCLE 340 ON FREE
INFORMATION CARD

These two data books feature more than 60 new high-performance and mixed-signal solutions. They also provide complete product descriptions, applications tips, performance graphs, detailed specifications, and ordering information.

In its more than 1300 pages, the *Linear Products* data book gives designers over 35 high-performance linear solutions. Highlighted new products featured in the data book include op amps, instrumentation amplifiers, isolation products, power op amps, optical sensors, references and regulators, and demonstration boards.

The *Mixed Signal Products* data book has more than 1100 pages of high-performance data conversion solutions for every design project. New products include A/D and D/A converters for industrial, instrumentation, and communications applications; data-acquisition components; digital audio converters; sample/hold amplifiers; V/F converters; multiplexers; and demonstration boards.

EN

Ever wonder who gets those high-paying computer jobs you find in the want ads each week?

With NRI training in networking, it could be you!



There's no doubt about it. Networking technology has revolutionized the way we do business. But many companies are finding that they lack both the network systems and the computer-savvy personnel necessary to operate at peak productivity. That's where you come into the picture.

With NRI training in Networking with Windows NT, you'll learn how to install, maintain, and troubleshoot cost-efficient networks, train employees in network use, and expand any given network's capabilities — in-demand skills that give you a competitive edge in this opportunity-rich field.


NRI training is completely flexible

Through a series of practical, manageable lessons and hands-on experience with the very tools you'll use on the job, NRI builds your skills and confidence quickly. You work at your own pace with no commuting, no scheduling hassles, and no classroom competition.

Best of all, NRI now allows you to begin your coursework at any one of three entry points, based on your current level of computer knowledge. For instance, if you have limited or no experience with computers, you'll want to begin with computer basics. If you have prior knowledge of computers, you may elect to "fast-forward" to an intermediate study of Local and Wide Area Networks or jump right into advanced coverage of Windows NT. The choice is yours!

Select the computer features you want most

Hands-on training with a powerful computer system you keep has always been a hallmark of NRI's Networking with Windows NT course. As technology has changed, so have the specifications for the computer system we provide. Today, that system is a powerful 133 MHz Pentium® processor-based PC with 16 meg RAM, 1 gigabyte hard drive, color monitor, 28,800 baud fax/modem, 8X CD-ROM drive, Netscape Navigator Web browser, Windows 95, and more. It's got all the power and features you need to run popular applications, access the Internet, and learn networking with Windows NT 4.0. But maybe you want even more!



That's why NRI has created the PC Options Plan. Now you can keep up with late-breaking advances in technology by upgrading your computer system at special student rates. It's NRI's state-of-the-art guarantee!

Online services ensure your success

NRI now offers interactive training with the Online Connection, a unique "cyberschool" allows you to:

- e-mail your instructors and fellow students
- submit assignments and download supplemental materials
- attend online seminars hosted by industry experts
- purchase student-priced computer accessories from NRI's Bookstore
- and more!


Plus, now when you enroll in NRI's Networking with Windows NT course, you'll get complete training in PC Communications and the Internet so you'll be right at home with this revolutionary technology!

Discover why NRI is your best choice for state-of-the-art computer training — contact us today for your FREE course catalog. If the coupon is missing, write to NRI Schools,

4401 Connecticut Avenue, NW, Washington DC 20008. Or...

**Call 1-800-321-4634,
Ext. 2362**

You may even contact us through our World Wide Web Home
Page at: <http://www.mhcec.com>



NRISchools

4401 Connecticut Avenue, NW, Washington, DC 20008

Check one FREE catalog only

- | | |
|---|--|
| <input type="checkbox"/> Networking with Windows NT | <input type="checkbox"/> Microcomputer Servicing |
| <input type="checkbox"/> Computer Programming | <input type="checkbox"/> Webmaster |

NAME: _____ (please print) _____ AGE _____

ADDRESS _____

CITY _____ STATE _____ ZIP _____

A Division of The McGraw-Hill Companies

Accredited Member, Distance Education and Training Council

4702-0497



NEW PRODUCTS

USE THE FREE INFORMATION CARD FOR FAST RESPONSE

200-MHz TekScope

The THS730A handheld oscilloscope/digital multimeter represents the top of the TekScope line from Tektronix. The THS730A operates at 200 MHz,

the circuit under test, as well as uncompromised bandwidth.

Aimed at design and test engineers responsible for electronic circuit design

an easy-to-understand graphical user interface (GUI), comprehensive and advance triggering, glitch capture, and dB and dBm measurements. Battery trickle-charge time is only nine hours.

The THS730A 200-MHz TekScope, complete with two 200-MHz P6117 probes, costs \$2995.


TEKTRONIX, INC.

P. O. Box 500

Beaverton, OR 97077-0001

Tel: 1-800-479-4490, action code 723

Web site: <http://www.tek.com/Measurement>



CIRCLE 20 ON FREE INFORMATION CARD

Data-Acquisition and -Analysis Software

Two improved 32-bit data-acquisition and -analysis software programs from Fluke are designed specifically for use in research and development, as well as for industrial applications.

NetDAQ Logger for Windows offers the full advantage of Windows 95 and Windows NT operating systems while using the higher speed data-transfer capabilities of the NetDAQ data-acquisition products. Enhancements include view menus, tool and status bars, longer file names, and support for direct connection to a PC or general networks.



CIRCLE 21 ON FREE INFORMATION CARD

with an industry-leading 1-gigasample-per-second (GS/s) digital real-time (DRT) sampling rate. Tektronix' exclusive IsolatedChannel architecture ensures the best possible safety for the user and

and debugging, and for troubleshooting in the field, the TekScope offers high-speed, dual-channel/dual-digitizer measurement and triggering capabilities for quick timing-error detection. It features

The updated version of the Trend Link For Fluke software package offers an advanced trending and analysis 32-bit configuration. It presents real-time data and recorded data in a chart recorder for-

mat for easy recording and analysis. The enhanced version includes the ability to reference real-time data to an historical trend for comparison. A multiple-document interface and display allow users to analyze and compare real-time and historical data from multiple sources. The program can be used with Fluke's entire line of portable and networked data-acquisition products, including the NetDAQ, Hydra, and Wireless Logger.

The NetDAQ Logger for Windows has a suggested list price of \$795; upgrades are free to registered users. Trend Link for Fluke is available for a suggested list price of \$895, or as an upgrade for \$300. Full-featured demo disks are available at no charge for both packages.

FLUKE CORPORATION

P. O. Box 9090

Everett, WA 98206

Tel: 1-800-44-FLUKE

Fax: 1-800-FLUKE-FAX

E-mail: fluke-info@ic.fluke.com

Web site: <http://www.fluke.com>

Field-Strength Meter

Palomar Engineers' Model PFS-1 field-strength meter is intended for serious antenna work. It features a detector that is linear over a nearly 30-dB range, an accurate step attenuator with 30-dB range, and a 25-dB RF amplifier. High-Q tuned circuits suppress out-of-band local signals. Its panel meter is readable to 0.1 dB.



CIRCLE 22 ON FREE INFORMATION CARD

The PFS-1 covers 1.8 to 150 MHz and is powered by 9- or 12-volt batteries. An SO-239 jack on the back of the aluminum cabinet is available for antenna connection.

The Model PFS-1 field strength meter is priced at \$195.

PALOMAR ENGINEERS

P. O. Box 462222

Escondido, CA 92046

Tel: 619-747-3343

Fax: 619-747-3346

E-mail: 75353.2175@compuserve.com **EN**



Raise your standard to Wavetek.

Why choose between paying more for a brand name or getting more functions for your money? Get the best of both worlds with **Wavetek**.

Worldwide Service.

Support whenever and wherever you need it.

Tech-preferred Features.

The XL meters have the largest displays, auto-off, data hold, manual and autoranging models in pocket-size convenience.

Quality. Less than 0.5% warranty returns assures continuous reliability.

Selection. Over 35 different Wavetek DMMs to meet any measurement need.

User Safety. Conservative voltage ratings, fused inputs, warning beepers, shrouded test leads, and designs that meet worldwide agency approvals.

Total Value. Eight XL Series meters from \$29.95 to \$99.95 to meet any requirement.

You don't need to pay more.
You can't afford to settle for less...

For the name and location of the Wavetek dealer near you, call

1-800-854-2708

(outside the U.S., call 619-279-2200)

Wavetek Corporation

9045 Balboa Avenue,
San Diego, CA 92123

© Wavetek Corp., 1995. Wavetek and the Wavetek logo are registered trademarks of the Wavetek Corporation

WAVETEK

CIRCLE 38 ON FREE INFORMATION CARD

Blending the Best of Analog and Digital

DIGITAL STORAGE OSCILLOSCOPES (DSOS) ARE HOT. YET A SMALL POCKET OF ANALOG-SCOPE USERS ARE STILL LOYAL TO ANALOG TECHNOLOGY. SOMETIMES, THAT IS BECAUSE THEIR APPLICATION CAN ONLY BE SERVED BY ANALOG TECH-

nology. More often, it is because these users feel that DSOs lack the real-time event-display capability that their analog scopes provide. For analog-scope owners, and anyone else considering purchasing a new DSO, there is an excellent new choice.

Imagine an oscilloscope that combines the best qualities of an analog oscilloscope—real-time signal capture (a complete record in a single sweep)—combined with the characteristics of a digital storage oscilloscope (the ability to store, recall, manipulate, and digitally analyze waveforms). Now, think about the same scope with bonus benefits such as PC data compatibility and high-end features such as FFT (Fast Fourier Transform). Sound too good to be true? Sound totally out of your price range? Five years ago, we might have agreed with you.

Today, however, a significant new

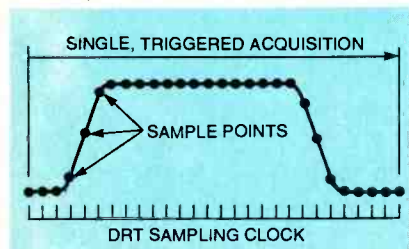


FIG. 1—IN DRT SCOPES, a high-speed sampler takes samples in sequential order and fills the waveform record from beginning to end in a single, triggered acquisition.

technology—*Digital Real-Time*—puts the best of analog and digital signal acquisition right at your fingertips—and at a fraction of the cost of equivalent capabilities five years ago. Digital Real Time technology (we'll refer to it as DRT from here on) is a natural evolution of both analog and conventional digital acquisition technologies. This exciting technology is available today in select DRT scopes priced below \$5,000 and sometimes for as little as \$2,500.

DRT technology solves the majority of waveform viewing and measurement limitations you found in earlier scope technologies. For analog scopes, those include the inability to capture single-shot signals and save and manipulate all kinds of waveforms; for conventional DSOs, it includes the limitations of real-time sample rates and display-update rates.

DRT Described

DRT is a waveform-acquisition technology that uses high-speed sampling (oversampling) or very fast digitizing rates to acquire a complete waveform record in one trigger (or sweep). Those sampling rates must be at least four times the analog bandwidth of the oscilloscope to qualify as a DRT. That gen-

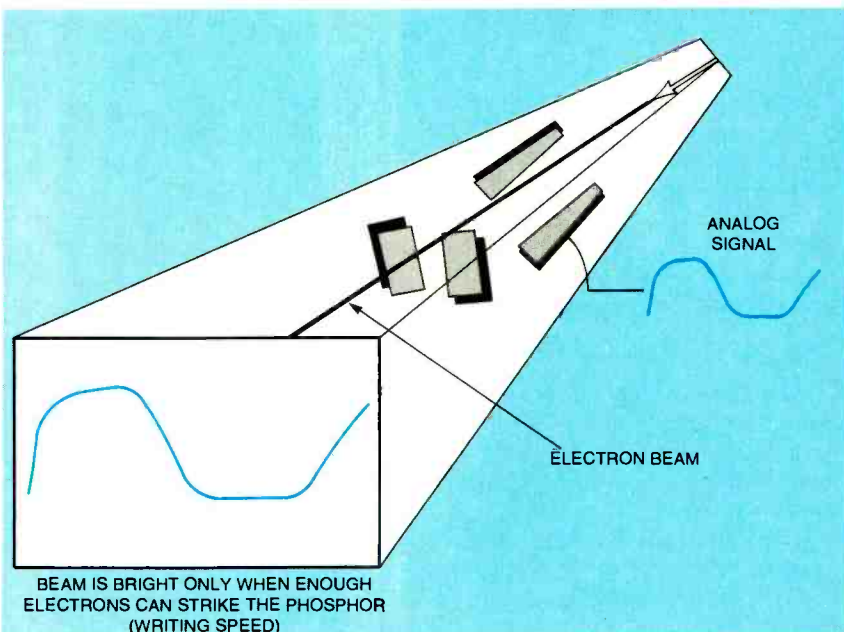


FIG. 2—ANALOG DISPLAYS, created by driving an electron beam across the phosphor on the CRT screen, are woefully inadequate for viewing low-repetition-rate signals at fast sweep speeds, single-shot events, or slowly changing waveforms.

*Tektronix, Inc.

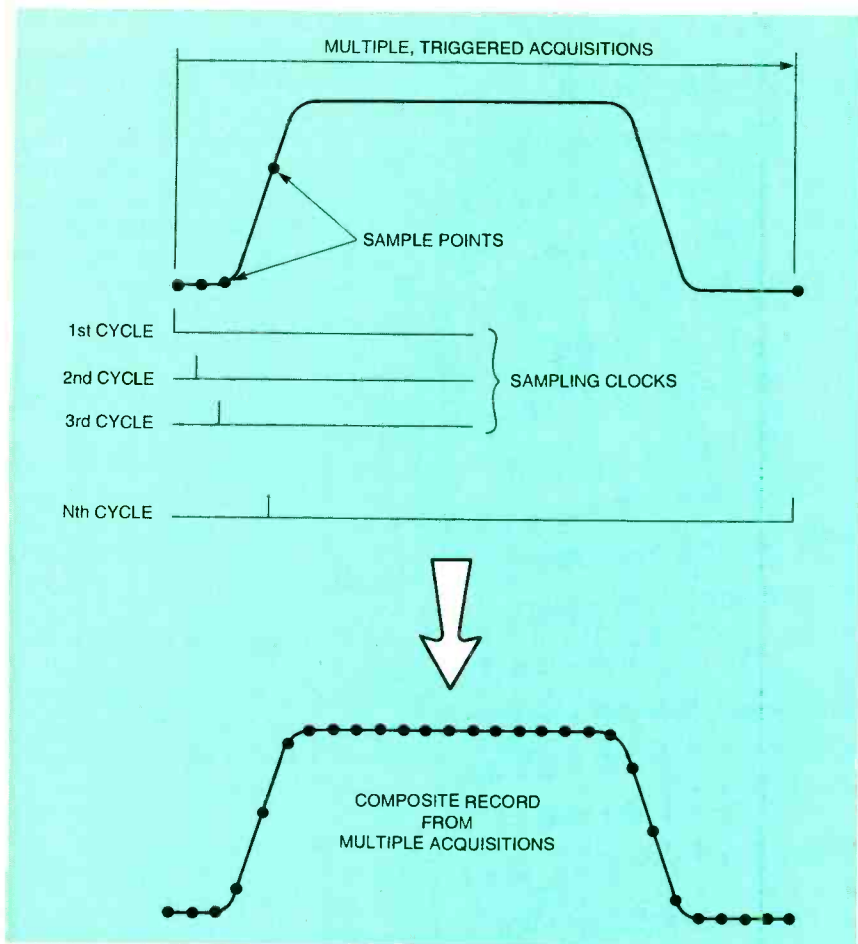


FIG. 3—IN EQUIVALENT-TIME DSOs, low-speed sampling is used to take one or more samples from each triggered acquisition. The samples from numerous triggered acquisitions must be combined over time to fill the waveform record with a composite representation of the waveform.

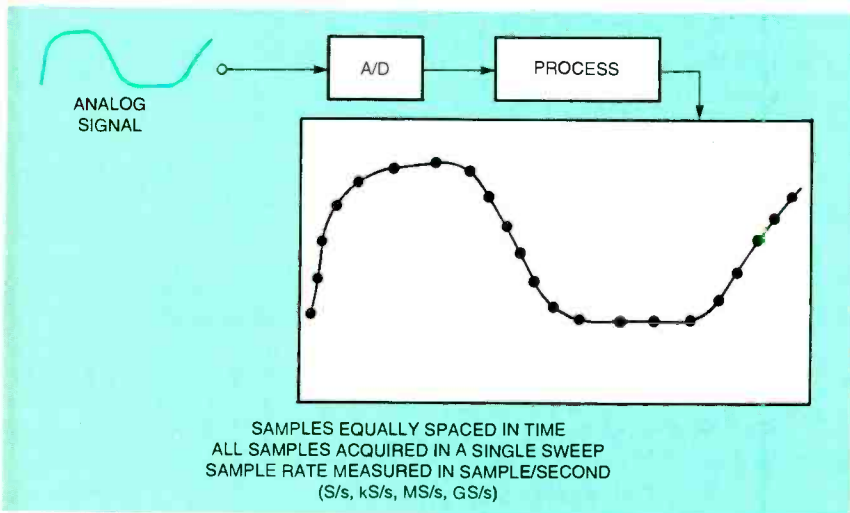


FIG. 4—DRTs ENABLE THE CAPTURE of fast, low-repetition rate signals from a single, triggered repetition. You can acquire the narrow, fast pulse at any time/division setting without having to wait through the multiple acquisitions needed to build a full display with equivalent-time methods

erally places the sampling rates of DRT scopes in the gigasample/second range. High-speed CMOS integrated circuits enable DRT scopes to acquire enough

sample points to create a full record (Fig. 1) in one acquisition. The DRT scope also uses "fast in, slow out" (FISO) technology that samples the analog signals at

Whatever you're looking for... look to NTE!

Thermal Cut-offs

NTE carries 19 different UL- and CSA-listed Thermal Cut-offs. They feature a 15-Amp max. current rating, operating temperatures ranging from 72° C to 240° C, and full 1-1/3" leads.

They're perfect replacement parts for:

- microwave ovens
- hair dryers
- refrigerators
- coffee makers
- electric motors
- battery chargers
- and hundreds of other household appliances and electronics



Zener Diodes

NTE's line of Zener Diodes is one of the broadest in the industry. It includes many standard voltage values that are custom to other manufacturers. All Zener Diodes come with a 5% tolerance as standard.



Zener Diodes are available in the following wattages (with voltages ranging from 2.4 V through 200 V):

- 1/2-W
- 1-W
- 300-mW surface mount
- 5-W
- 10-W (stud mounts in standard and reverse polarities available)
- 50-W (stud mounts in standard and reverse polarities available)



Now you can cross-reference over 250,000 semiconductors to NTE.



Cross-reference over 41,000 relays to NTE.



QUICKCross™, the handy cross-referencing tool for NTE's entire line of semiconductors, relays, capacitors, resistors, inductors, transformers, and more.

Call and ask for our catalogs.

1 (800) 683-6837

www.nteinc.com




NTE ELECTRONICS, INC.
ACTION. NOT EMPTY PROMISES

CIRCLE 71 ON FREE INFORMATION CARD

Discover DC Electronics

17-Module Course -- Only \$49.95



Contains everything you ever needed to know about DC electronics. Whether you are a professional working in electronics and you want a review of the basics, or a student or hobbyist new to this field and need a good self-paced course, this is the perfect way to get started.

The course starts with basics and assumes you know nothing about electronics. It teaches the required math, how to use a scientific calculator, and the metric notation system. Each module has been written by an electronics instructor, and will directly from a floppy or from a menu-driven system on your hard drive. Every module includes a review, summary, quiz, and a final exam that can be printed out. Important points are animated to make the explanation clear.

System requirements: IBM Compatible, 512K RAM, VGA Color, Hard Drive and DOS 3.2 or newer.



Here are the Modules

- | | |
|---|---|
| 1. Atoms and Electrons | 10. Series / Parallel Circuits |
| 2. Volts / Current / Resistance | 11. Voltage Dividers |
| 3. Numbers greater than one
Scientific - metric notation | 12. Kirchhoff's Law |
| 4. Numbers less than one
Scientific - metric notation | 13. Advanced DC Circuit
Analysis |
| 5. Resistor Color Codes | 14. Capacitors / RC Time
Constants |
| 6. Using Calculators | 15. Introduction to Magnetism |
| 7. Ohms Law and Power | 16. Inductors and L/R Time
Constants |
| 8. Series Circuits | 17. Volt/Ohm/Current Meters |
| 9. Parallel Circuits | |

Clagck Inc. P.O. Box 4099, Farmingdale, NY 11735

Send me my course, today! Charge me the special introductory price!

Name _____ \$49.95 + \$4.95 shipping

Address _____

Address _____

City _____ State _____

Zip _____

Payment Enclosed \$ _____

Check Money Order Credit Card

New York residents add local sales taxes. Canadians add \$6

per order. Credit card orders by phone or fax. Automated

telephone orders 516-293-3751. Fax 516-293-3115.

Allow 4 to 6 weeks for delivery.

Credit Card Info

MC Visa

Card # _____

Exp Date _____

Signature _____

a very fast rate, stores them inside the CMOS circuit, slowly reads them out as analog, and uses high-speed digitizers to process them for display on the CRT.

Another distinguishing characteristic of DRT scopes is that they have a separate real-time sampler for each input channel, with the same high sample rate available simultaneously on each. This eliminates the speed tradeoffs of shared sampling in conventional DSOs when more than one channel is in use.

Faithful Reproductions Instantaneously

The primary benefit of DRT is that it gives you a faithful and instantaneous reproduction of the time and amplitude values of each waveform. In contrast, conventional DSOs show composite displays of captured waveforms.

Analog displays are created by driving an electron beam across the phosphor on the CRT screen (see Fig. 2) to create a visible trace. That real-time technique is fine for viewing most repetitive waveforms, but is woefully inadequate for viewing low-repetition rate signals at fast sweep speeds, elusive single-shot events, slowly changing waveforms, and fast transitions.

Conventional DSOs typically use equivalent-time sampling methods (see Fig. 3). That means repetitive triggering to build a full record of waveform samples over many waveform cycles. Because the equivalent-time waveform is a composite of many repeated acquisitions, the ability to capture single-shot waveforms is limited. In addition, there can also be a notable delay between the waveform acquisition and its display. That display-update rate delay can be annoying, especially when you are trying to make circuit adjustments.

DRT scopes, on the other hand, allow you to capture single-shot waveforms with the same methods you'd use with an analog oscilloscope—in real time, up to the analog bandwidth of the scope. You'll not only capture the waveform to full bandwidth and resolution, but because you are capturing it with a digital scope, you can store it for easy viewing, in-depth processing, and analysis. Moreover, DRT oscilloscopes provide the same measurement advantages of traditional DSOs, *i.e.*, signal averaging to reduce noise, peak detection to catch glitches, and enveloping to track waveform changes over time.

DRTs also enable capture of fast, low-repetition rate signals from a single,

triggered repetition. You can acquire the narrow, fast pulse at any time/division setting without having to wait through the multiple acquisitions needed to build a full display with equivalent-time methods (see Fig. 4).

Bonus Capabilities

As mentioned, DRT oscilloscopes offer all of the benefits that you associate with conventional DSOs. But you also get some important bonus capabilities. Since DRTs incorporate leading-edge technology at a decreased cost, you can have a number of advanced capabilities that were only available in very high-end scopes a few years ago. For example, with DRTs you get PC diskette and data compatibility and Fast Fourier Transform algorithms.

Some DRTs come with a standard 3½-inch disk drive, a feature that less than a decade ago was found only in scopes costing over \$10,000. That capability allows you to save test setups and reference waveforms on a diskette and use them for ongoing test procedures—up to 700 test files can be saved per diskette. You can also save display screens in a variety of formats (BMP, TIFF, PCX, PostScript, etc.) for use in test reports or presentations.

Because the diskettes on which you've saved your data are PC-compatible, you can also import the data into your computer for further use and analysis. For example, waveform data can be converted into word-processing documents, spreadsheets, even *MathCAD* formats for mathematical modeling and analysis.

Another bonus capability is Fast Fourier Transform (FFT), a feature that five years ago was found only in scopes at the \$25,000 price range. FFT is an algorithm that can be applied to waveform data to obtain frequency information. That is useful in such applications as amplifier testing for sound quality, where you need to look at sinewaves and squarewaves on a frequency-domain display. With FFT, you will be able to detect subtle changes in the waveform that would not otherwise be visible on your display.

A New Paradigm

Five years ago, an oscilloscope based on DRT technology would have cost you around \$30,000. Today, these scopes range from \$2,500-\$5,000. At such an affordable price, does it really make sense to use outdated analog technology

for the majority of test and measurement applications? From acquiring signals in real-time, to all the advantages of digital storage, to advanced bonus capabilities such as FFT, your money simply buys so much more in a DRT oscilloscope.

It's interesting to note that the first analog oscilloscopes went on the market in the mid 1940s. Digital storage oscilloscopes were introduced in the late 1970s. Today, DRTs culminate 50 years of scope technology, offering users the best of both analog and digital storage in an exciting new paradigm of oscilloscope technology.

EN

**It could be
a best seller.
But it's free.**

You can't buy the Consumer Information Catalog. But you can get it, free! Send for your guide to over 200 free or low-cost government publications. Write:

**Consumer
Information Center
Department BEST,
Pueblo, CO 81009**

AT \$299.95, NO OTHER DESIGN WORKSTATION GIVES YOU SO MUCH FOR SO LITTLE.



Large Breadboarding area
holds 24 ICS
...2,500 tie points with
Life Time Guarantee!

Available now
assembled or
in kit form

Triple Power Supply
...+5V fixed, plus
two variable ±1.3 to ±15V DC
with short circuit
protection

Function Generator
...sine/square/triangle
...plus TTL

8 TTL Logic
Probe Indicators

UL-CSA
Approved



Audio Speaker

Two Digital
Pulsers

Two BNC Connectors
for oscilloscopes
and counters

Remainder
of trainer now has
a 3 YEAR warranty

OVER \$600 WORTH
OF WORLD CLASS
TEST EQUIPMENT
FOR UNDER \$300!

The PB-503 is a total design workstation. It has everything! **Instrumentation**, including a function generator with continuously variable sine/square/triangle wave forms—plus TTL pulses. **Breadboards** with 8 logic probe circuits.

And a **Triple Power Supply** with fixed 5VDC, plus two variable 1.3 outputs (+1.3 to 15VDC and -8 to 15VDC). Throw in 8 TTL compatible LED indicators, switches, pulsers,

potentiometers, audio experimentation speaker...plus a lifetime guarantee on all breadboarding sockets! You have everything you need right there in front of you! PB-503—one super test station for under \$300! Order yours today!!

**GLOBAL
SPECIALTIES**



Can't Wait! Call Toll-Free For More Information
1-800-572-1028
or the name of your local distributor

70 Fulton Terrace, New Haven, CT 06512
(203) 466-6103 • Fax: (203) 468-0060

an
interphase
industries
company

How Not To Be A Bad Coder

I WISH I COULD SAY THAT THE EVENTS RELATED BELOW WERE PART OF SOME ELABORATE APRIL FOOL'S JOKE. UNFORTUNATELY, THEY'RE NOT. AS A CONSULTANT, I FREQUENTLY GET CALLED IN TO HELP OUT ON PROJECTS THAT ARE BEHIND

schedule and up against a serious deadline. Sometimes it's stressful, but I enjoy it. Recently I worked on a project with a team of people who were putting together a set of programs to model use of health-care facilities by the U.S. military. The model ran on a huge UNIX server to which Windows-based clients would attach, via the Internet. The clients gathered data from users, submitted it to the server, and presented results when they became available. The server portion was written in POSIX-based C running against an Informix database, and the client portion was written in Delphi. I worked on the Delphi client.

(Aside: When Delphi first came out, I couldn't interest clients in it. Now they are coming to me. This is a "Good Thing.")

As it turned out, the most interesting part of the experience for me was not the health-care model, not even the Delphi development, but what was really a personnel issue. One member of the team was not pulling his share of the load. He certainly tried, but just wasn't capable. Eventually management saw that he was not cutting it, and really needed to find another line of work. In the meantime, the rest of the team suffered.

Part of my job in this case was to analyze what Mr. X had been doing, and either fix it or re-do it from scratch. In the process, I worked closely with Mr. X. Watching him work, and trying to work with him, was a massive experience in

frustration. To ease the frustration, I decided to make it a learning experience. I hoped that by trying to understand exactly how he was going wrong, observing his mistakes, and cataloging them, I could thereby develop a smorgasbord of tips for how to be a better programmer. Of course, much of the advice is negative ("Don't do this, don't do that."). But that seems to be mostly how we learn anyway.

The Scenario

The project had been undergoing development for about six months when I joined, with about eight weeks left until a major milestone and beta delivery to the client were to occur. Most parts of the application were in good shape, and delivery was set to occur on schedule.

Shortly before I joined, the project manager (PM) realized that Mr. X's area

had problems. It was a complex area from several points of view. The underlying concepts were complex, the required user interface was complex, and the coding necessary to make it all work was complex. When I first arrived, the PM held several meetings to review Mr. X's plans, and subsequently decided—with the tacit agreement of the rest of the team—that Mr. X was on top of things and would be able to complete his portion of the application on time. I was assigned to work on other less-visible areas of the application.

An interesting twist was that since delivering the original requirements, the client's real interest and focus had shifted to Mr. X's portion of the application. In other words, the thing most important to the client was being developed by the weakest member of the team.

As the deadline approached, everyone was wondering about Mr. X's portion, but he kept reassuring us that things were on schedule. No one forced him to prove that he really was on target.

Next, he blew past several intermediate deadlines, and it was down to the last few days before the due date. Then it became apparent that he was behind. It

HOW NOT TO BE A BAD PROGRAMMER

Know your requirements: If you don't know what you're supposed to be doing, your only chance of succeeding is through blind luck.

Know your tool set: If it's new to you, learn it piece-wise, but learn each section well. You'll be much more valuable to your team—and yourself—if you're expert in some areas than half-fast overall.

Work on one thing at a time: Resist all temptation to jump around. Sure, in software the ankle bone's connected to the thigh bone, and so on, but if the individual

bones are weak, the skeleton as a whole will never stand up.

Know underlying theory and techniques cold: You wouldn't expect an MD to practice his trade without a thorough grounding in anatomy and in giving injections. Software is no different.

Don't make fundamental errors: If you repeatedly do, you're almost certainly in the wrong job.

Strive for clarity and concision: When logic starts getting convoluted, you almost certainly need to rethink the problem.

took a few more days to discover just how far behind he was, and how deeply his code missed the mark. He was pulled from the project. We all worked several 18 and 20 hour days.

At that point, it became apparent that even if we worked around the clock, we would never be able to make up the loss. So then it became a question of cutting features. Which features were we contractually bound to provide? Which did the client really need? Which could we provide given the time constraints?

The PM made some decisions, we disabled numerous items in the user interface, and quickly tried to get enough up and running to meet the terms of the contract. Despite the lacking features, the client was happy, and the project was viewed (externally) as a success. Unfortunately, things don't always work out as well.

People Not Technology Issues

Working with Mr. X. was difficult for several reasons, not the least of which was that he was a nice guy. If he had been a total jerk, it would have been easy to write him off. But he was a nice guy, and he sincerely tried to help.

Ultimately, working with him was difficult because of his lack of technical competence. He was simply in over his head. How he managed to go unnoticed so long is a mystery.

One lesson I learned early on was not to ask him too many questions, because he would get diverted, and start down a trail of digression that was almost impossible to trace. After getting intimately familiar with his code, I believe that's how he worked as well. At one point I called his "methodology" a hypertext nightmare. Everything seemed to lead to everything else, with no priority or emphasis or structure.

The project manager was also nice—unfortunately, too nice. She did not exert enough control and authority. She did not hold people accountable, and did not force certain issues (such as having code reviews) until it was too late. That worked fine for the team members who were producing, but not so well in the other case. She had excellent technical understanding of the project, and she acted with good intentions. However, she lacked experience, and some team members felt that her inexperience gave them leave to refuse to submit to code reviews. Ironically, the biggest excuse was that there wasn't time.

The lesson here is: You can't be a project manager and be a nice guy. Conversely, if you want to be a nice guy, project management is probably not a profession in which you will excel.

Mr. X

Following summarizes the traits exhibited by Mr. X. If you ever find yourself experiencing anything like these, a little alarm should go off in your head, and you should fix the problem.

He was never exactly sure what he was trying to accomplish. He didn't have a good grasp of the requirements of the application we were trying to build.

He didn't stick to what he was trying to do. He constantly jumped from one thing to the next without ever completing anything. His code was littered with half-finished routines and unused variables.

He didn't have a good grasp of the tool set (Delphi). He lacked a good grasp of important underlying concepts including object-oriented and relational database theory.

He didn't have a good grasp of programming fundamentals. He repeatedly made basic errors like indexing strings from the wrong position, using lots of global variables, not initializing variables, and hard-coding string and numeric constants.

He created highly convoluted logic flows that were hard to understand and harder to debug. To me, that indicated that he really didn't think through the problem carefully, because if he had, he would have developed a more straightforward solution.

Given all that, you may wonder how Mr. X. ever got into a position that demanded so much technical knowledge, when his qualifications were so lacking. That indeed is a mystery of the political sort, and out of my arena.

Conclusions

So how can you become a good programmer? Even if you avoid the types of mistakes made by Mr. X, you won't necessarily become a good programmer. But by avoiding those mistakes, you can avoid being a bad programmer, and will undoubtedly become a better programmer. If you're lucky, perhaps you'll even become a good programmer. More likely, though, you were born that way . . . or not.

That's all for this month; until next time, you can contact me via e-mail at jkh@acm.org.

Q & A


continued from page 13

is then required in order to get the transceiver to perform properly. (In the worst case, you might tune to the wrong side of the VCO and end up on 24 instead of 28 MHz.) Other circuits require changing crystals, but again, you have to align the transceiver after converting it. In the past, specific CB conversion plans have been available from 73 Magazine, WGE Center, Hancock, NH 03449.

Bear in mind that even after doing this, your transceiver will still have 40 discrete channels; you won't be able to tune the frequencies in between.

Writing to Q&A

As always, we welcome your questions. The most interesting ones are answered in print. Please be sure to include plenty of background information. If you are asking about a circuit, please include a complete diagram. Due to the volume of mail, we regret that we cannot give personal replies. **EN**



CABLE CONVERTER DIAGNOSTIC TEST CHIP

LOAD FULL ACTIVATION OF CABLE CONVERTER

**WE STOCK A COMPLETE LINE OF CHIPS, TOOLS,
WIRELESS QUICK INSTALL TEST BOARDS AND
DIAGNOSTIC CUBES FOR ALL CONVERTERS!**

*****ANYONE IMPLYING ILLEGAL USE WILL BE ***
DENIED SALE. WE SELL PRODUCTS ONLY!! TO
TECHNICIANS OR CABLE REPAIR FACILITIES!!**

#1 IN CUSTOMER SERVICE & TECH. SUPPORT!

***ALL ORDERS SHIP WITHIN 24HRS, UPS/ FED-X.**

***PRIORITY NEXT DAY SHIPPING AVAILABLE!**

***SALE= BUY 5 TEST BOARDS AND GET 1 FREE.**

***MON-FRI - 8AM-7PM - SAT 10AM-2PM EST.**

***WEB PAGE [HTTP://WWW.800-GOCABLE.COM](http://www.800-GOCABLE.COM)**

VISUAL

COMMUNICATIONS INC.

ORDERS/CATALOG 1-800-GO-CABLE

TECHNICAL SERVICE DEPT. 717-620-4363 EST. 1976

ANTIQUE RADIO CLASSIFIED Free Sample!

Antique Radio's
Largest Circulation Monthly.
Articles, Ads & Classifieds.

6-Month Trial: \$18.95. 1-Yr: \$36.95 (\$53.95-1st Class).

A.R.C., P.O. Box 802-L17, Carlisle, MA 01741

Phone: (508) 371-0512 VISA/MC Fax: (508) 371-7129

EDITORIAL

continued from page 4

Deadline (IBM PC)
Tele-Talk (Atari 400/800)
Miner 2049er (Apple II or IIe)
Flight Simulator II (Apple II, II+, IIe, IIc)
Word Vision Writing Tool (IBM PC or compatible, PC-DOS 1.0 or 1.1)
Rendezvous (Apple II)
The Word Handler II (Apple II+, IIe)
EasyWriter II (IBM DOS 1.1/2.0)
SAT Word Attack Skills (Apple II, II+, IIe, Franklin Ace, DOS 3.3)
Household Finance Cartridge (Commodore VIC 20)
Pipes Cartridge (Commodore VIC 20)
Shamus (Cartridge for Commodore VIC20)
Home Office (Commodore VIC 20)
Peachtree Accounting Software
Sales Invoicing (8-inch CP/M)
Sales Invoicing (IBM PC, IBM PC XT, IBM PC AT, or compatible)
Fixed Assets (IBM PC, PC XT, or compatible)
Accounts Payable (8-inch CP/M)
Accounts Payable (IBM PC, PC XT, PC AT, or compatible)
Job Cost (8-inch CP/M)
Job Cost (IBM PC, PC XT, PC AT)
Back to Basics Accounting System — General Ledger, Accounts Receivable, Accounts Payable (IBM PC or compatible)
Peachpak 4 — General Ledger, Accounts Receivable, Accounts Payable (Apple II, II+)
General Ledger (8-inch CP/M)
General Ledger (IBM PC, PC XT, PC AT, or compatible)
Accounts Receivable (8-inch CP/M)
Accounts Receivable (IBM PC, PC XT, PC AT, or compatible)
Inventory Control (8-inch CP/M)
Inventory Control (IBM PC, PC XT, PC AT, or compatible)
Payroll (8-inch CP/M)
Payroll (IBM PC, PC XT, PC AT, or compatible)

EN

WHAT'S NEWS

continued from page 6

number of moire fringes that appear. Ume counts the number of fringes and puts them into an equation; a computer then determines how much warpage has occurred. The warpage process is displayed in real time on a TV screen and recorded in video and on computer.

The Thermoire technique can be used to simulate the three major kinds of soldering processes—infrared reflow, convective reflow, and wave. The oven system can reproduce any given soldering-temperature history used in producing a board, while measuring PCB warpage at any specified time interval or temperature. That allows the system to pinpoint which processes or designs might cause the most warping.

Manufacturers can use the results to make design or process changes before production—perhaps changing soldering temperature profiles, reducing or extending processing times, relocating key components, and changing the types of materials used in assembling the PCB. The Thermoire technique can also be used by manufacturers to validate their numerical warpage predictions. If a certain amount of warpage is allowable, the new process lets manufacturers measure initial warpage (rather than assuming that the board is flat before components are added) and then determine how much additional warpage develops as components are added. The technique also allows manufacturers to measure the warpage of the different materials that are sandwiched together to make a board—F-4 laminates, fiber (preg), several varieties of copper foil, and newly developed materials.

Future Thermoire users could include manufacturers of foil, tape, resin, glass fibers, and aviation equipment. Other possibilities include putting Thermoire on an assembly line to make it more automated for the average worker. "The technical applications are larger than the original sponsors knew it would be when they started," said Zwemer. "We want to be a good example of technology transfer."

Thermostat Recycling Encouraged

With the support of the National

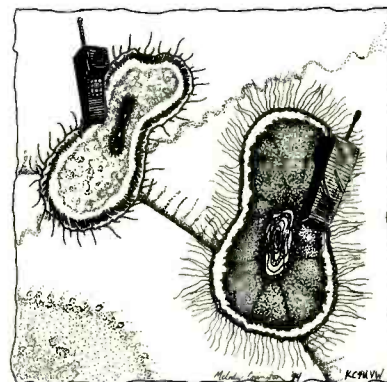
Electrical Manufacturers Association (NEMA), Honeywell, General Electric, and White-Rodgers have formed the Thermostat Recycling Corporation, a private corporation established to facilitate the recycling of used mercury-switch thermostats. There are currently more than 50 million mercury-switch thermostats installed in American homes.

A pilot program, which has regulated the recycling of mercury from more than 13,000 thermostats, has been in operation since 1994 in Minnesota. The Minnesota program will serve as a model for other states. Before the program can be implemented in a state, that state must individually adopt the federal Universal Waste Rules or give appropriate approval. The rules are designed to remove unnecessary regulatory impediments to the safe and efficient management of hazardous wastes.

According to NEMA president Malcolm O'Hagan, Thermostat Recycling Corporation's efforts will focus on heating and air-conditioning contractors and wholesalers because they sell and install the majority of thermostats. In addition, the industry already has in place the infrastructure to support an effective recycling program. (Only a small percentage of replacement thermostats are installed by do-it-yourselfers; those presumably can be handled by the local government's hazardous waste collection program.)

When they install new thermostats, professionals can drop off the old mercury-switch thermostats that they removed—no matter what brand—at their wholesaler. Wholesalers will collect the thermostats in a protective bin supplied by the Thermostat Recycling Corporation. When the bin is full, it will be sent to the corporation's recycling center where the switches will be removed and forwarded to a mercury recycling facility.

EN



CELLULAR PHONES

LEARN ELECTRONICS!

Home study. Make excellent money repairing and installing camcorders, TVs, VCRs, stereos, sound and lighting, alarm systems, and more!
FREE LITERATURE: 800-223-4542

Name _____ Age _____
Address _____ Phone _____
City/State _____ Zip _____

School of Electronics, Dept. ELE342, P.O. Box 6065 Roswell Rd., Atlanta, GA 30329

CATALOG SUPERMARKET



Top Secret Consumertronics

This eye-popping catalog features 200+ exciting and controversial Hi-Tech Survival Offers. Includes Computers, Phones, Crime, Security, Survival, Vehicles, Energy, Mind Control, Strange Phenomena, Medical, Financial, much more! Discover how people are making \$\$\$\$ hacking just about everything! How to protect yourself from hi-tech crimes. Since 1971. Order today! **\$3.00**
number 504 in coupon



RNJ Electronics, Inc. New 1997 Catalog

RNJ Electronics, Inc., a distributor of electronic products since 1981, is now offering their new 1997 catalog. The catalog contains 136 pages of test equipment, TV and VCR repair parts, electronic kits, instructional videos, tools & soldering equipment, CCTV systems, commercial sound & intercom systems as well as parts and accessories. In addition the catalog also contains breadboarding aids, digital trainers, as well as A/V carts, screens and projectors. **\$2.00**

For a catalog call 1-800-645-5833.
number 509 in coupon



All Phase Video Security Inc.

The All Phase Video Security Catalog contains electronic test equipment, cable TV converters, connectors and cable accessories. Video surveillance equipment, video cameras, monitors, etc. Power supplies, metal detectors (power line stabilizers and UPS's). Cables for audio. Telephone connectors & accessories. Hand tools. PA sound equipment. DJ lighting effects & sound systems. Car Radios. C.B.'s & two-way radios. Solder & soldering equipment. Security mirrors. **\$2.00.**

number 503 in coupon



Professional Sign Making Machines

Production machines for professional sign makers. The Roland Corporation produces the CAMM-1 series of roll-feed sign making machines. Catalog 963 features a sampling of the 10,000 computer items that California Digital offers. Please contact our technical service representatives to assist you with items not featured in this publication. **\$2.00**

number 508 in coupon



A.M.C. Sales, Inc.

A.M.C. Sales, Inc., a 27 year old company, specializing in Electronic Surveillance offers its catalog which contains equipment of all types for the individual and/or company who are active in Electronic Surveillance. 80 to 100 items are displayed and priced, a must for the amateur and/or professional. **\$5.00**

number 507 in coupon



American Eagle Publications

American Eagle Publications offers a unique catalog of educational information about computer viruses, computer hacking, security and cryptography that you just won't find anywhere else. The information offered here goes far beyond the vague descriptions offered by most publications, giving you the solid how-to information you need if you want to explore these little-discussed subjects from a technical point of view. **\$2.00**

number 500 in coupon

ORDER YOUR CATALOG TODAY!

Circle the numbers of the items you are ordering. Completely fill out the coupon.
Enclose your payment, add \$1.50 for service and handling.

500 - American Eagle Catalog	- \$2.00	507 - A.M.C. Sales Inc. Catalog	- Free
501 - American Innovations Catalog	- \$6.00	508 - California Digital Catalog	- \$5.00
502 - Antique Radio Classified	- \$4.00	509 - RNJ Catalog	- \$2.00
503 - All Phase Video Security Catalog	- \$2.00	510 - EDE Spy Outlet Catalog	- \$2.00
504 - Consumertronics Catalog	- \$3.00	511 - IEC Catalog	- \$5.00
505 - Information Unlimited Catalog	- \$2.00		

Payment, please check one Check Money Order

Total for items selected \$ _____ Service and Handling \$1.50 _____ Total Enclosed

Name _____

Street _____

City/State/Zip _____

Mail to: CATALOG SUPERMARKET, P.O. Box 5110, Pittsfield, MA 01203-5110

Void after June 30, 1997

ORDER YOUR CATALOG TODAY!

Circle the numbers of the items you are ordering. Completely fill out the coupon.
Enclose your payment, add \$1.50 for service and handling.

- | | | | |
|--|----------|----------------------------------|----------|
| 500 - American Eagle Catalog | - \$2.00 | 507 - A.M.C. Sales Inc. Catalog | - Free |
| 501 - American Innovations Catalog | - \$6.00 | 508 - California Digital Catalog | - \$5.00 |
| 502 - Antique Radio Classified | - \$4.00 | 509 - RNJ Catalog | - \$2.00 |
| 503 - All Phase Video Security Catalog | - \$2.00 | 510 - EDE Spy Outlet Catalog | - \$2.00 |
| 504 - Consumertronics Catalog | - \$3.00 | 511 - IEC Catalog | - \$5.00 |
| 505 - Information Unlimited Catalog | - \$2.00 | | |

Payment, please check one Check Money Order

Total for items selected \$ _____ Service and Handling \$1.50 _____ Total Enclosed

Name _____

Street _____

City/State/Zip _____

Mail to: CATALOG SUPERMARKET, P.O. Box 5110, Pittsfield, MA 01203-5110

Void after June 30, 1997

1



Antique Radio Classified

Antique Radio Classified is antique radio's largest-circulation monthly magazine. A typical 100-page monthly issue contains articles and hundreds of classifieds for old radios, TVs, ham equipment, hi-fi, art deco and transistor radios, telegraph, books & more. We also offer price guides and books on repair and restoration and guides for the novice collector. Antique Radio Classified is your link to the world of collecting old radios. Sample: \$4.00

number 502 in coupon




American Innovations Catalog

Featuring: Micro Cameras, Hidden Cameras, Board Cameras, Voice Changers, Scrambling Systems, Tracking Devices, Transmitters, Bomb & Weapons Detection, Drug Detection, Telephone Analyzers, Tape Recorder Detection, Video Detection, Recording Devices, Telephone Recorders, PBX Security, Wireless Video Systems, Night Vision, Bionic Ears, Body Armor, Air Tasers, And Much More...

\$6.00 (Includes \$10 discount off 1st order.)

number 501 in coupon



EDE Spy Outlet

The Latest High Tech Professional Electronic Devices. Our latest catalog offers a HUGE selection of surveillance, counter-surveillance/privacy devices: hidden video equipment, pinhole camera w/audio \$144., electronic kits, telephone recording systems: 7-Hour \$125. - 16-Hour \$199., touch tone decoders, scanners, bug/phone tap detectors, voice disguisers, telephone scramblers, locksmithing tools, and more. \$5.00

number 510 in coupon



Information Unlimited

The catalog of amazing and fascinating electronic and scientific products. Learn how to build a burning, cutting laser, an electronic gun capable of ballistic velocities, particle beams, surveillance devices, force fields, anti-gravity, mind control and hypnotism, ultrasonic, infrasonic shockwaves, telsa coils, lightning generators, free energy, telekinetic enhancers, time quenchers, plasma guns, high power pulsers for rail guns and exploding water, security, personal protection, electronic, magic devices plus etc., etc. \$2.00 refundable on first order.

number 505 in coupon



International Electronics Corporation

International Electronics Corporation offers a variety of quality SMT kits for students and hobbyists as well as engineers. Our 1997 catalog contains pictures, detailed descriptions, and pricing of all kits currently available, as well as manufacturing services offered. \$2.00

number 511 in coupon

HIGH POWER AUDIO AMPLIFIER CONSTRUCTION

BP277—Here's background and practical design information on high power audio amplifiers capable of 300±400 watts r.m.s. You'll find MOSFET and bipolar output transistors in inverting and non-inverting circuits. To order your copy send **\$6.25 plus \$3.00** for shipping in the U.S. and Canada to **Electronic Technology Today Inc., P.O. Box 240, Massapequa Park, NY 11762-0240**. U.S. and Canada only. Payment in U.S. funds by US bank check or International Money Order. Please allow 6-8 weeks for delivery.


High Power Audio Amplifier Construction

MA03

BUILD A 200-WATT

DIGITAL POWER AMPLIFIER

FOR YOUR CAR



ALAN BAYKO

Here's a project that will add zip to your driving experience—a low-cost, high-end amplifier that's equally at home in your car, boat, or home!

Most audio power amplifiers currently available on the market are some kind of analog design. That seems perfectly reasonable since sound is an analog signal. Unfortunately, high-powered amplifiers tend to be somewhat wasteful in power consumption, making them very hot when operating and fairly bulky due to their large heatsinks.

In the same way that switching-type power supplies are used in computer equipment for their compact size and efficiency, digital amplifiers have become a practical alternative to analog amplifiers. The 200-watt digital power amplifier presented here is designed to take advantage of that type of circuitry, especially in the areas of size, power usage, and heat dissipation.

The 200-watt digital power amplifier presented here is a class-D, single-channel, audio power amplifier that can output 200 watts rms into a 4-ohm load, or 100 watts rms into an 8-ohm load. For stereo applications, two amps will be required. The amplifier will deliver that output power at a 96% efficiency with a distortion value

under 1% at 1 kHz, all in a package that measures 7 × 4 × 2 inches. The supply voltage can be between 10 and 18 volts, making it an ideal car stereo amplifier.

How It Works. In analog amplifiers, the output transistors are biased to operate somewhere in the transistor's linear-operating range. That means that some current is always flowing through the transistor, as the transistor is rarely either fully on or fully off. Current flowing through a transistor when there is a sizable voltage difference between the collector and emitter terminals causes the transistor to dissipate heat. Class D amplifiers, on the other hand, pulse-width-modulate the input signal. The analog input signal is converted to an on-off pulse of a single, steady frequency. The width of the pulses depends on the voltage of the input signal. For example, one cycle of a simple sinewave will generate a train of pulses that start with a 50% duty cycle (the ratio of on to off in a pulse train). As the sinewave rises, the duty cycle will increase as the pulses get wider, then decrease as the sinewave returns to zero volts.

When the sinewave dips below zero volts, the process is reversed, with the pulses getting narrower then returning to a 50% duty cycle.

The conversion process will be easier to understand with the help of Fig. 1. A high-frequency triangle wave is used as a reference signal, and is compared digitally to the audio signal to be converted (Fig. 1A). If the voltage level of the audio signal is higher than the triangle-wave reference signal, the output is switched on. Naturally, when the audio signal is lower in voltage than the reference signal, the output turns off. That results

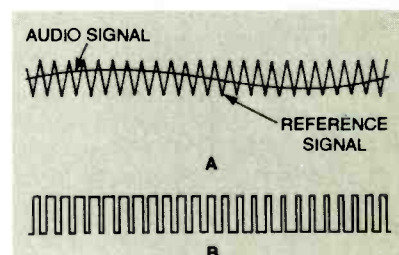


Fig. 1. Comparing an audio signal to a high-frequency, triangle-wave, reference signal (A) results in a series of high-frequency pulses whose widths track the original (B). That is how a class-D amplifier works.

in a pulse train similar to the one shown in Fig. 1B.

Pulses are easily amplified by a switching circuit. Switching circuits do not dissipate as much heat as their analog counterparts because there will be little or no voltage across the transistors when they are switched on, and no current flow when they are switched off. In either state, no power is consumed, so there will be little or no heat given off. The major cause for loss of power in switching circuits is the dumping of the stored charge in the circuit while the circuit changes state. While the transistors are switching, they are passing through their linear operating region, which is where most

(if not all) of the heat generated by the amplifier comes from. Switching circuits, therefore, are very similar to CMOS logic circuits.

After the signal has been amplified, it is changed back to an analog signal by a low-pass filter. That removes the high-frequency signals introduced by pulse-width modulating the original signal. The result is an amplified version of the original input signal. If only inductive/capacitive filters are used for the output filter, losses will be very low.

Supply voltages for the 200-Watt Digital Amplifier are generated by a pair of DC-DC converters. Those converters are set up as current-mode controllers. In a current-mode controller, the amount of current flowing through a switching transistor is monitored. Knowing how much current is flowing allows the converter to

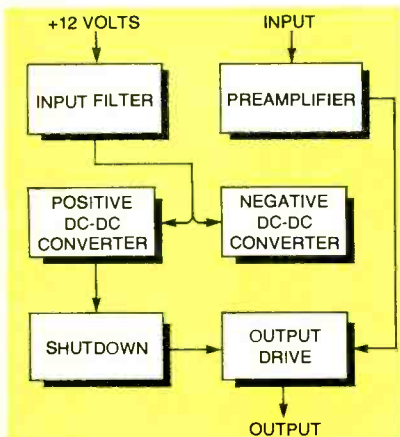


Fig. 2. The design of the 200-watt Digital Amplifier is quite straightforward. Most of the circuitry involved is connected with supply-voltage generation and fault detection.

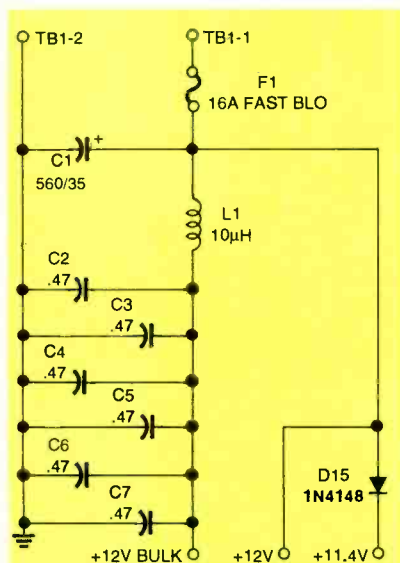


Fig. 3. The input filter for the 200-watt Digital Amplifier smooths out any supply voltage spikes—either from the power supply or from the amplifier.

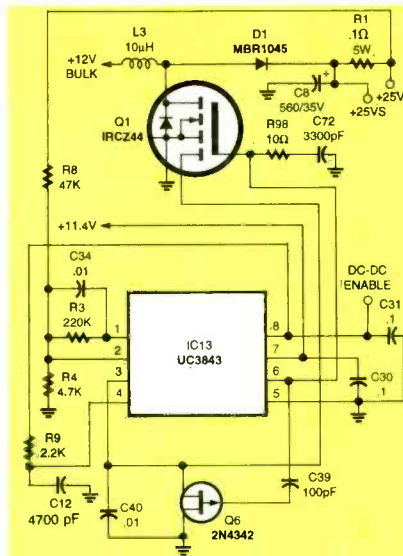


Fig. 4. The positive DC-DC converter creates a 25-volt power source from the 12-volt supply. An enable signal tells the rest of the circuit to shut down if the converter is having a problem.

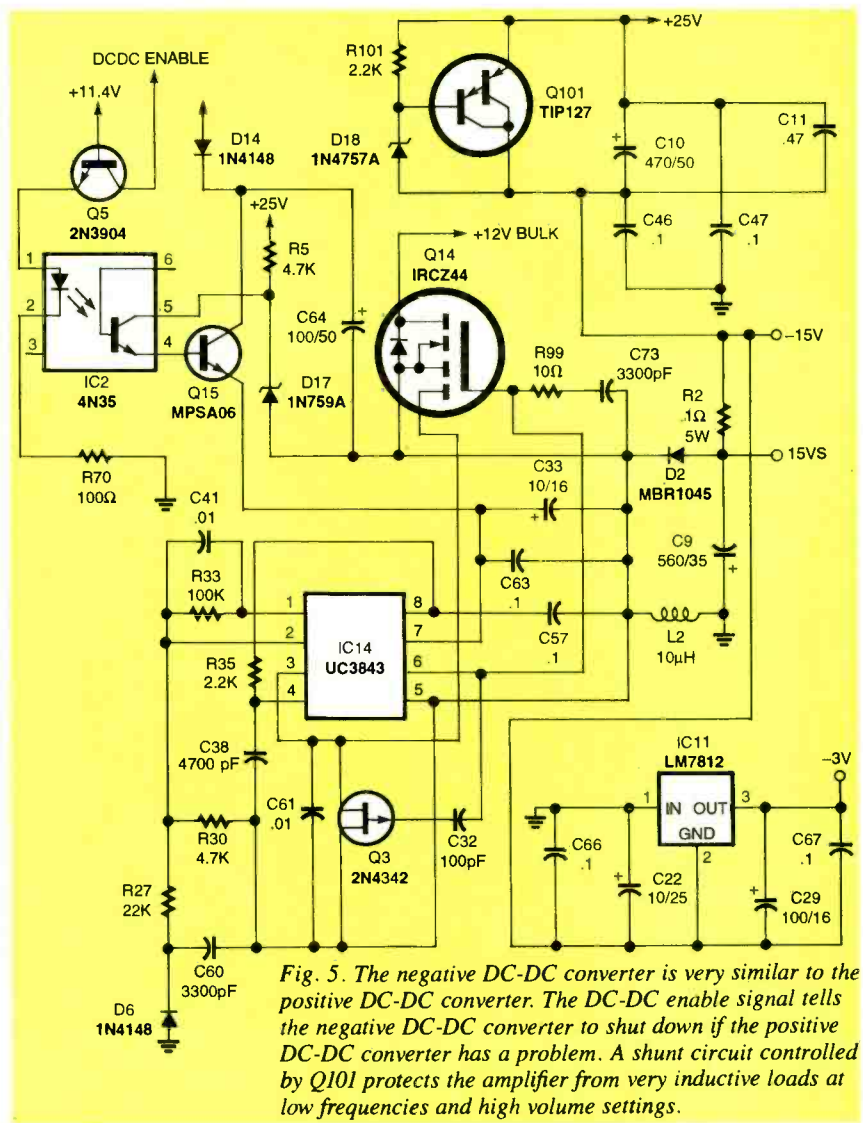


Fig. 5. The negative DC-DC converter is very similar to the positive DC-DC converter. The DC-DC enable signal tells the negative DC-DC converter to shut down if the positive DC-DC converter has a problem. A shunt circuit controlled by Q101 protects the amplifier from very inductive loads at low frequencies and high volume settings.

control how much energy is being converted by turning the transistor off at the right time. By increasing the current allowed through the transistor, the total energy converted by the circuit can be controlled. The current shut-off point is controlled by an error amplifier that monitors the output voltage. If the output voltage drops, the current through the transistor is increased until the voltage returns to the control-circuit reference.

The power amplifier circuit can be divided into the following sections: input filters, positive and negative DC-DC converters, unbalanced-load shutdown circuit, preamplifier, ramp generator, output drive, and output filter. Those sections and their interconnections are shown in Fig. 2. Each section will be described in order.

Input Filters And Converters. The input filter (Fig. 3) smooths out any ripples that might appear in the supply voltage. The positive and negative DC-DC converters (Figs. 4 and 5) are both current-mode controllers. In both DC-DC converter circuits, the current is monitored using the voltage drop across the drain-source resistance of Q1 and Q14.

When Q1 is on, 12 volts is applied across L3, which causes current flow to build up through L3. The longer Q1 is on, the more current flows. When the error-amplifier portion of IC13 reaches the proper cutoff point, Q1 is turned off. The current in L3 continues to flow and is forced through D1 to the higher potential of the 25-volt supply. The current through L3 will decay because of the reverse potential across L3. After a preset time, Q1 is again turned on and the current through L3 will increase again. The current through L3 does not need to drop to zero before Q1 is turned on.

The negative DC-DC converter is very similar. The only difference is that Q14 and L2 are exchanged, and the polarity of D2 is reversed.

The positive DC-DC converter also generates an enable signal. In the event of a low-voltage condition, the positive DC-DC converter shuts down first. The positive DC-DC converter sends a signal to the negative DC-DC converter telling it to shut down, too.

Shutdown Control. The shutdown circuit of Fig. 6 is used to control

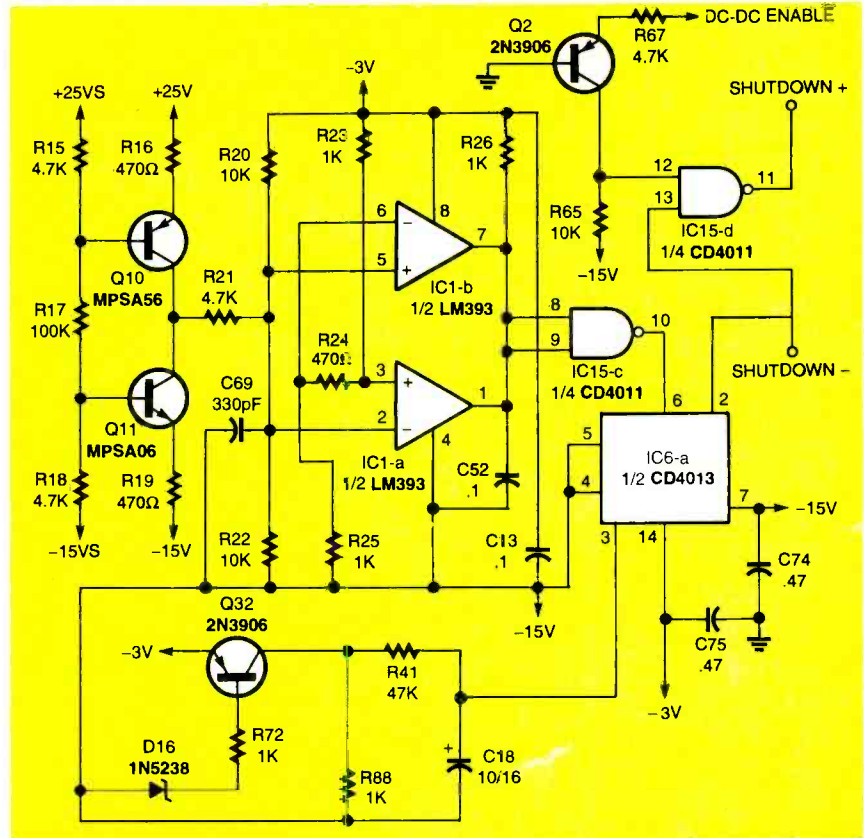


Fig. 6. The unbalanced-load shutdown circuit detects fluctuations in the supply voltages which would indicate a failure in one of the output transistors.

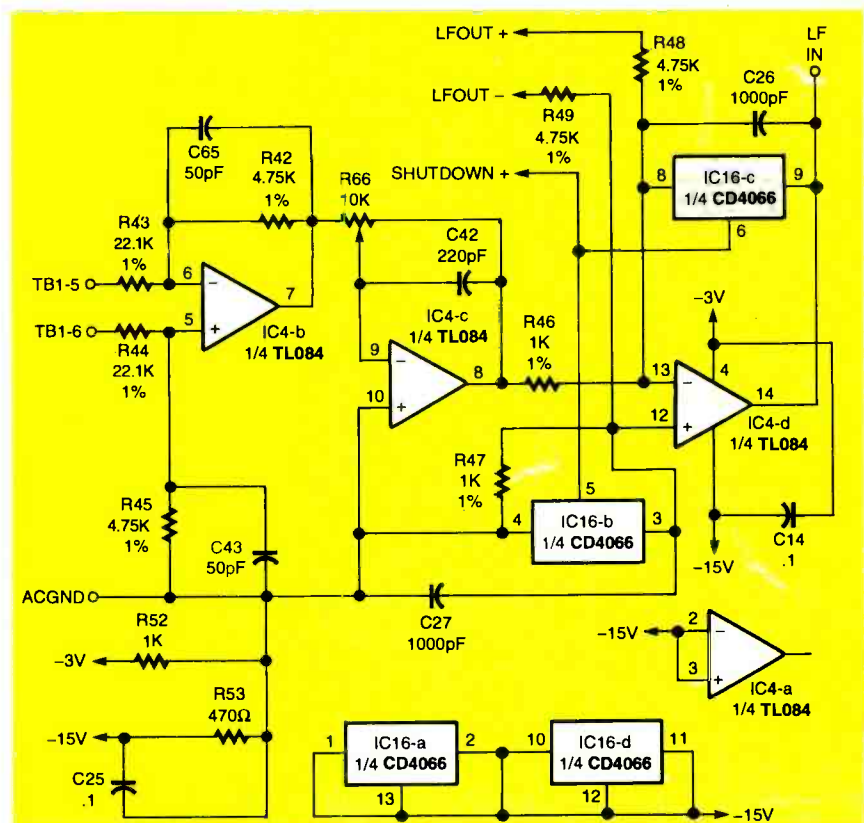


Fig. 7. The preamplifier conditions the input signal for pulse-width modulation.

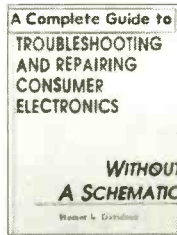
Get 3 books only for \$9⁹⁵

when you join the **Electronics Engineers' Book Club®**


Values to \$185.00



0042144 \$39.00
Provides a solid introduction to programmable controllers. Explore how to use personal computers with programmable controllers as well as how to compare and select process control schemes.
• 304 pp. • 180 illus.




0156492 \$34.95
Tackle troublesome circuits without the benefit of a schematic with these tricks of the trade by a veteran electronics technician. See how to locate, test, and repair defective components in virtually every type of consumer electronics device imaginable.
• 304 pp. • 250 illus.



0240620 \$45.00
Examine all aspects of radar, from its history and development, through components and theory, to installation, maintenance, and repair techniques for the technician. Includes transmitters, modulation techniques, RF generators, waveguides, antennas, receivers, and more.
• 304 pp. • 232 illus.




0289778-XX \$56.00
See how a controller can be used in anti-lock brakes, cash registers, and robotic systems. Get details on controllers such as the Motorola 8-bit MC68HC11, and the 32-bit Intel 8051 and 80960CA to help you use devices in your projects.
• 350 pp. • 125 illus.
• Counts as 2



0326924-XX \$45.00
This book/disk package outlines a logical analysis methodology, detailing how to define each problem and then showing you how to establish a solution and design technique. The disk contains 4 LabVIEW libraries.
• 546 pp. • Illustrated • Counts as 2



0359687 \$65.00
Keep up on the standards, services, architectures, applications, markets, and key players with this reference. Emphasizes the asynchronous transfer mode (ATM) technology, its protocol, and its switching and working environment.
• 544 pp. • 300 illus.



0376581 \$39.50
Pinpoint component faults and correct design flaws for virtually every type of electronic circuit with this handbook. Both circuit theory and step-by-step troubleshooting techniques are given for each circuit or component.
• 550 pp. • 170 illus.



0380899 \$60.00
Find a complete technical description of the design, analysis, and maintenance of cellular systems in the second edition of this classic reference. Features new chapters on the CDMA standard, microcell systems, and more.
• 224 pp. • 142 illus.




0628432 \$60.00
This newly revised edition covers the latest high-potential systems, such as Pentium, PowerPC, DEC Alpha, SuperSPARC, and others. It discusses basic architecture principles through CISC and RISC machines.
• 350 pp. • 200 illus.




0717753 \$19.95
Become self-employed as a security systems contractor—this book shows you how. Woodson helps you decide whether you are cut out to run your own business and covers every aspect, from start-up capital to collecting past-due accounts.
• 304 pp. • 150 illus.
• Softcover




5873303-XX \$75.00
Features include strong emphasis on developing and using systematic problem solving and design methodologies; non-product-specific CAD methods integrated throughout the text; and support for both breadboarding labs and CAD-based modeling and simulations labs.
• 864 pp. • Over 600 two-color illus.
• Counts as 2



0239193 \$27.95
This practical guide focuses on the specific digital circuits used in electronic power applications. It presents state-of-the-art approaches to analysis, troubleshooting, and implementation of new solid-state devices.
• 272 pp. • 197 illus.



0497060 \$29.95
Construct sophisticated security, convenience, and entertainment devices with this guide. You'll find schematics, photos, and instructions for building temperature and pressure sensors, smoke and toxic gas detectors, a remote video and control system, and more!
• 304 pp. • 232 illus.




911525X \$50.00
Packed with sample circuit simulations that clearly illustrate a variety of common problems and their solutions. This in-depth guide shows you step by step how to deal with the stumbling blocks of non-convergence, numeric integration instabilities, and timestep control errors.
• 208 pp. • 200 illus.



9119018 \$32.95
Offers information on everything from computer parts and tools to pricing and advertising. It covers areas of specialization, profiles auxiliary services, and even predicts future opportunities. The shareware disk packaged with the book includes a collection of diagnostic tools.
• 352 pp. • 63 illus.
• Softcover




156490X \$18.95
 One of the greatest versatilities in advanced circuit design is EPROM (Erasable-Programmable Read-Memory) programming. Contains in-depth look at these special integrated circuits (ICs) that can be user-programmed to perform specific applications in a microcomputer. • 230 pp. • 241 illus. • Softcover




0209847-XX \$115.00
 Since 1907, this massive handbook has been the standard by which all other electrical engineering handbooks have been measured, and with the introduction of the all-new 13th edition, the tradition continues. • 2,208 pp. • 1,421 illus. • Counts as 2




0459363 \$22.95
 Covers units and basic concepts, resistance and Ohm's Law, series and parallel resistive circuits, Kirchhoff's Laws, network theorems, waveforms and circuit relationships, complex numbers and phasors, magnetically coupled circuits. • 746 pp. • Softcover



0180318 \$55.00
 This heavily illustrated guide covers all aspects of power supply and use, including causes of poor power quality, monitoring and analyzing the effects of abnormal voltage and currents, power quality standards, and innovative utility and end-user strategies to eliminate the symptoms of poor power quality. • 448 pp. • 220 illus.




0501696 \$55.00
 Develop sophisticated electronic simulation tools capable of analyzing large, complicated circuits. Topics include Gaussian elimination, LU and Cholesky decomposition, forward- and back-substitution, pivoting for accuracy, matrix sparsity, simple RC circuits, and more. • 320 pp. • Illustrated




9113869 \$55.00
 Develop the expertise to design the most efficient phase-locked loops for all kinds of electronic devices. Gives design and applications information for all four types of PLLs: linear, digital (an analog/digital hybrid), all-digital, and software. • 370 pp. • 100 illus.




0704414-XX \$79.50
 Still the number one resource for designers in the field, the third edition of this classic handbook has been extensively revised and updated to reflect recent advances in electronic filter design...while maintaining an overall emphasis on practicality. • 704 pp. • 220 illus. • Counts as 2



5873311-XX \$73.00
 Using cutting-edge integrated circuits and specifications directly from manufacturers' data sheets, the book begins with the fundamentals of circuit design and proceeds to the latest advances in digital technology. • 752 pp. • Over 1,000 full-color illus. • Counts as 2



5872584-XX \$80.00
 Make intelligent choices when you're working with analog and digital systems. You'll find over 2,000 problems so you can check your understanding as you progress. Over 80% of the problem material is newly developed. • 1,126 pp. • Illustrated • Counts as 2



5867737-XX \$95.00
 The only up-to-date handbook of its kind, it presents the central ideas and methods of analysis, design, and implementation of DSP systems. This Handbook meets the needs of practicing electrical engineers and designers of hardware, software, and systems. • 1,312 pp. • Illustrated • Counts as 2

As a member of the Electronics Engineers' Book Club® ...

... you'll enjoy receiving Club bulletins every 3-4 weeks that contain exciting offers on the latest books in the field—at savings up to 50% off regular publishers' prices. If you want the Main Selection, do nothing and it will be shipped automatically. If you want another book, or no book at all, simply return the reply form to us by the date specified. You'll have at least 10 days to decide. If you ever receive a book you don't want due to late delivery of the bulletin, you can return it at our expense. Plus, you'll be eligible for FREE books through the Bonus Book Program. Your only obligation is to purchase 3 more books during the next 2 years, after which you may cancel your membership at any time.

All books are hardcover unless otherwise noted. Publishers' prices shown. If you select a book that counts as 2 choices, write the book number in one box and XX in the next. A shipping/handling charge & sales tax will be added to all orders. ©1997 EEBC

If card is missing, write to:

Electronics Engineers' Book Club®
 A Division of The McGraw-Hill Companies
 P.O. Box 549, Blacklick, OH 43004-9918

Phone: 1-614-759-3666
 (8:30 am to 5:00 pm EST Monday-Friday)

Fax: 1-614-759-3749
 (24 hours a day, 7 days a week)

ELECTRONICS ENGINEERS' BOOK CLUB®

A Division of The McGraw-Hill Companies, P.O. Box 549, Blacklick, OH 43004-9918

YES! Rush me the following titles, billing me just \$9.95 (plus shipping/handling & sales tax). Enroll me as a member of the Electronics Engineers' Book Club according to the terms outlined in this ad. If not satisfied, I may return the book(s) within 10 days for a full refund and my membership will be cancelled. I agree to purchase just 3 more selections at regular Club prices during the next 2 years and may resign anytime thereafter.

Code #'s of my book(s) for \$9.95

--	--	--	--

If you select a book that counts as 2 choices, write the book number in one box and XX in the next.

Signature _____

Name _____

Address/Apt. # _____

City/State/ Zip _____

Offer valid for new members only, subject to acceptance by EEBC. U.S. orders are shipped 4th Class Book Post. Canada must remit in U.S. funds drawn on U.S. banks. Canadian orders are shipped International Book Post—add \$12.50 shipping/handling. Applicants outside the U.S. and Canada will receive special ordering instructions. A shipping/handling charge & sales tax will be added to all orders. DRE497C

whether the output transistors are active or shut down. Three conditions under which the output transistors should be shut down are when the power supply is starting up and the voltages are not stable, the input voltage is dropping and the power supply is shutting down, and when the amplifier output is shorted.

To allow the power supply to stabilize on startup, the output transistors are not enabled for 1/2-second after the difference between the -3-volt and -15-volt supplies reaches 12 volts. By tying C52 to the -15-volt supply, IC6-a starts up in the shut-down state. That prevents a startup pop in the speaker.

The enable signal from the DC-DC converters overrides the output of IC6-a by combining both signals

using IC15-d. The enable signal goes low when the power supply is shutting down. That will temporarily shut off the output transistors until power voltages return to normal. The shutdown is temporary because it is possible for a signal spike to cause the external supply voltage to drop below 8 volts for a very short amount of time. When the amplifier is being turned off, a shutdown pop in the speaker is also prevented.

The final cause of shutdown is detected by monitoring the current in the positive and negative supply lines with Q10, Q11, and IC1. If the current in the negative supply is not the same as current in the positive supply, then there is a fault to ground. If that occurs, the output will be shut down and not restarted until power is removed and

restored. There can be up to a 1-amp difference in the monitored currents before the amplifier is shut down to make up for component tolerances. A ground-fault shutdown is latched because it only occurs when there is a fault of some type in the wiring. If the shutdown is not latched in that condition, the amplifier would eventually damage itself.

Preamplifier. The preamplifier, shown in Fig. 7, is used to remove noise and condition the input signal for the drive circuit. It is also a part of the control loop for the output-drive circuit, and will be discussed later in this article.

The input signal is applied to both inputs of IC4-b. That method, called differential-input amplification, lets

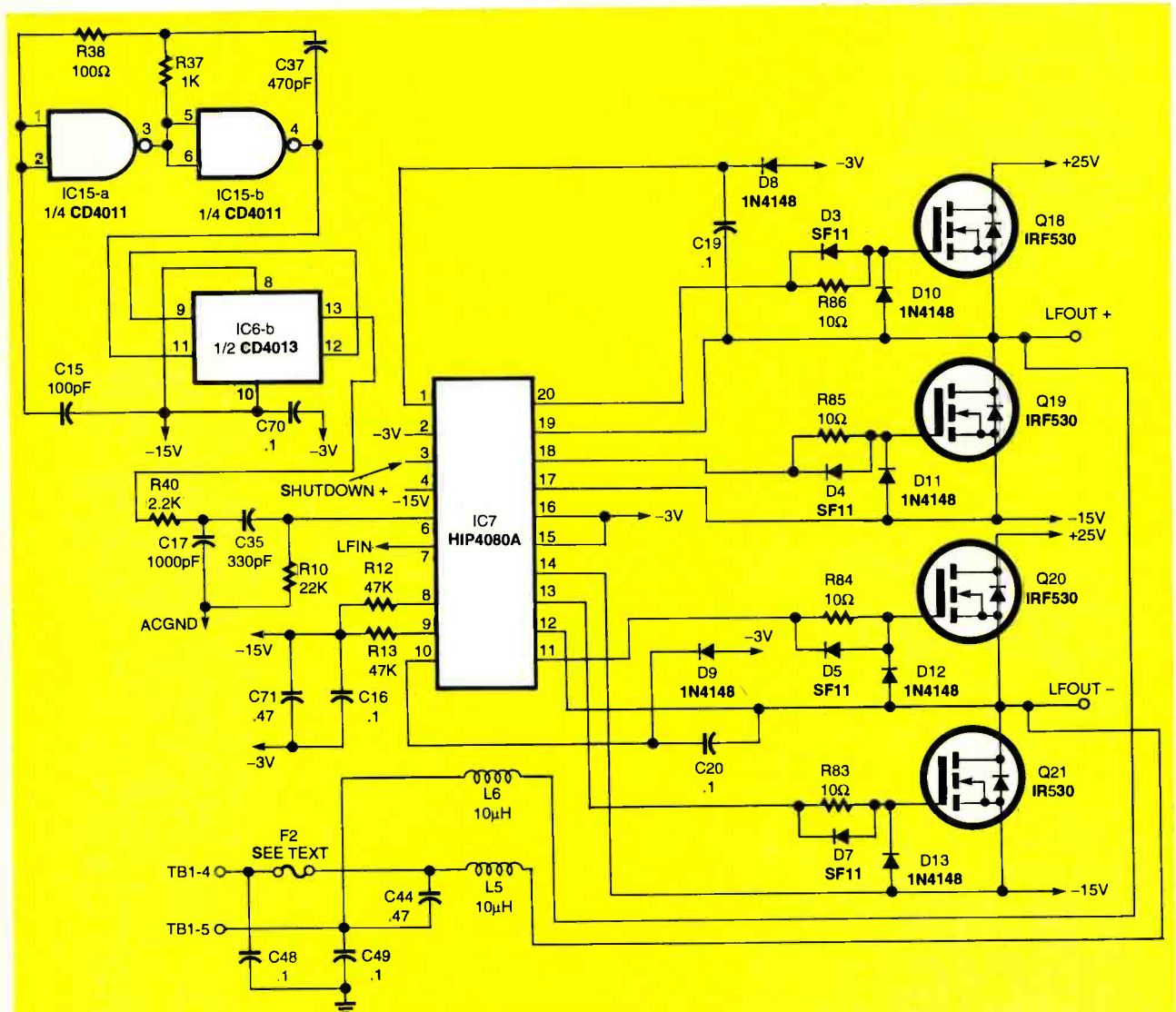


Fig. 8. The output drive circuit pulse-width modulates and amplifies the signal. A pair of LC filters remove the high frequencies generated by pulse-width modulation.

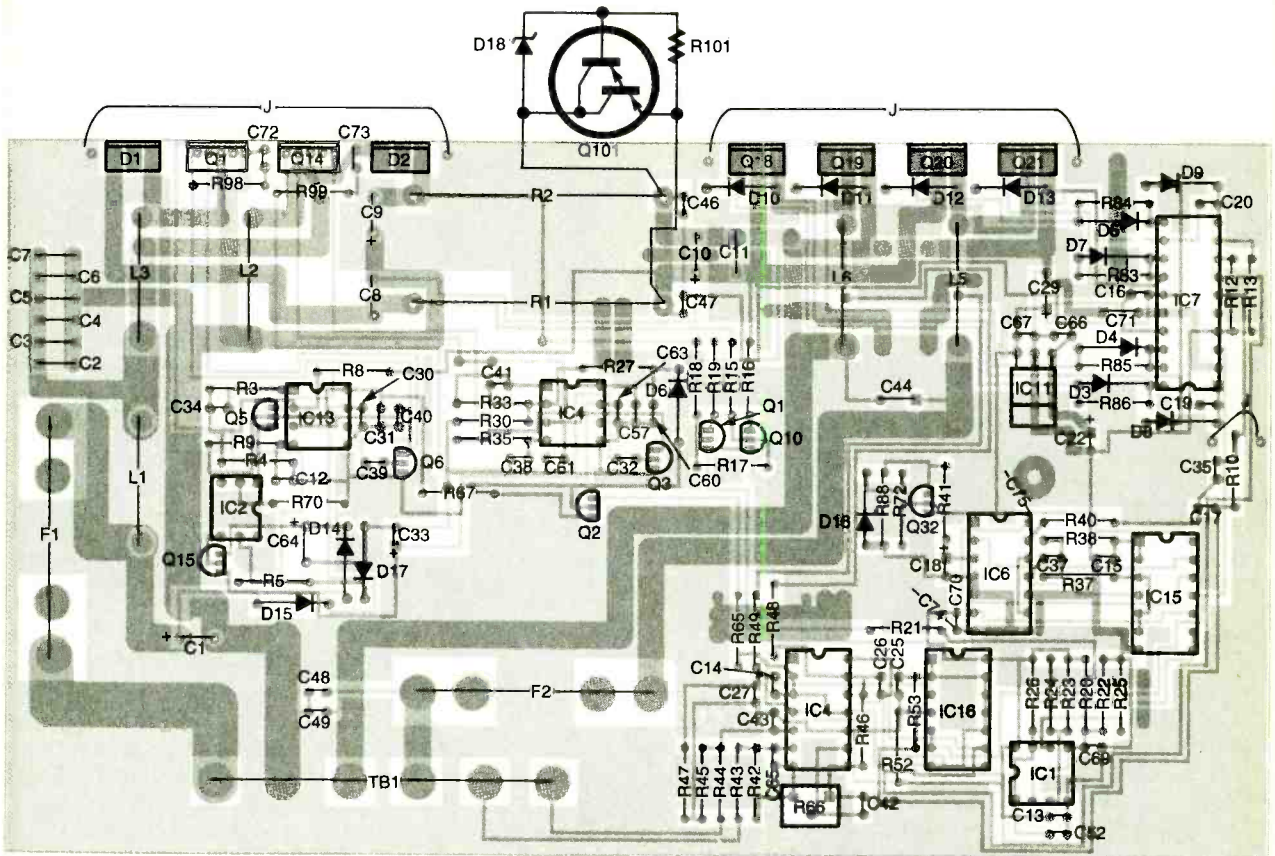


Fig. 9. Use this parts-placement diagram to locate where the various parts of the 200-watt Digital Amplifier are mounted on the PC board. Be careful when handling static-sensitive components such as IC7. Mount Q101, R101, and D18 on the case and connect them to the amplifier with insulated wire.

IC4-b remove any common-mode noise between the local AC ground and the signal-source ground. An added advantage of using differential inputs is that the entire amplifier can be powered from an AC-isolated source, therefore preventing interference with other electronic devices. The amplifier gain can be set to any level between 0.125 and 125, with a gain of about 1.25 when R66 is set to its midpoint.

Output Drive. The actual amplification is done by the output drive and support circuitry in Fig. 8. The audio signal is pulse-width modulated and the resulting pulses amplified. The ramp generator circuit for the triangle-wave reference signal is a simple oscillator using two gates of IC15. That oscillator generates a fixed frequency of about 1 MHz. That frequency is divided in half by IC6, resulting in a perfect squarewave. Resistor R40, along with C17 and C35, forms an integrator that changes the square-wave into a triangle wave.

The triangle wave is applied to IC7, where the actual pulse-width encoding is done. The encoder is placed in a control loop with the preamplifier. That reduces any distortion and noise. The distortion is caused by a less than perfect ramp and the bridge-drive dead time (when no output transistors are on). The control-loop error amplifier is IC4-d in the preamplifier. It has a high-frequency roll off to keep the loop stable and make it immune to high-frequency switching noise.

The additional support circuitry in the output drive controls the turn-on speed of Q18-Q21 and prevents ringing. The turn-on speed of Q18-Q21 needs to be controlled in order to prevent current spikes. Those spikes originate from a freewheeling current (the speaker drive current) that turns on the body diodes of Q18-Q21. In order to prevent the stored charge in the diode from discharging too fast, the rise time of the gate voltage is limited. That discharge current is limited to about 30-50 amps.

If a short occurs across the outputs,

then the fuse F2 should blow before any damage occurs. That fuse is also used to protect the speaker in the event of a transistor failure. Selecting the proper size is very important in order to properly protect the speaker. The recommended maximum size for F2 is 16 amps.

Construction. Important—The high-frequency, high-current switching used in the 200-watt Digital Amplifier might cause interference in radio equipment. The layout of the printed-circuit board is designed to limit RF radiation and prevent destructive ringing in the circuit. Component placement is important, so *do not* attempt to build the amplifier on perf-board.

Building the 200-watt Digital Amplifier is quite straightforward. Simply install the components in the board and solder them in place, following the parts placement diagram in Fig. 9. However, installing certain components before others will make construction much easier.

PARTS LIST FOR THE 200-WATT DIGITAL AMPLIFIER

SEMICONDUCTORS

D1, D2—MBR1045 silicon diode
 D3—D5, D7,—SF11 silicon diode
 D6, D8—D15—1N4148 silicon diode
 D16—1N5238 Zener diode
 D17—1N759A Zener diode
 D18—1N4757A Zener diode
 IC1—LM393 dual comparator, integrated circuit
 IC2—4N35 optoisolator, integrated circuit
 IC3, IC5, IC8—IC10, IC12—not used
 IC4—TL084 quad op-amp, integrated circuit
 IC6—4013 dual D-type flip-flop, integrated circuit
 IC7—HIP4080AIP full-bridge driver, integrated circuit
 IC11—7812 12-volt regulator, integrated circuit
 IC13, IC14—UC3843 current-mode controller, integrated circuit
 IC15—4011 quad NAND gate, integrated circuit
 IC16—4066 quad bilateral switch, integrated circuit
 Q1, Q14—IRCZ44 N-channel field-effect transistor
 Q2, Q32—2N3906 PNP transistor
 Q3, Q6—2N4342/J175 P-channel field-effect transistor
 Q4, Q7—Q9, Q12, Q13, Q16, Q17, Q22—Q100—not used
 Q5—2N3904 NPN transistor
 Q10—MPSA56 PNP transistor
 Q11, Q15—MPSA06 NPN transistor
 Q18—Q21—IRF530 N-channel field-effect transistor
 Q101—TIP127 PNP Darlington transistor

RESISTORS

(All resistors are 1/4-watt, 5% units unless otherwise noted.)

R1, R2—0.1-ohm, 5-watt, 10%
 R3—220,000-ohm
 R4, R5, R8, R12, R13, R15, R18, R21, R30, R41, R67—4700-ohm
 R6, R7, R11, R14, R28, R29, R31, R32, R34, R36, R39, R50, R51, R54—R64, R68, R69, R71, R73—R82, R87, R89—R97, R100—not used
 R9, R35, R40, R101—2200-ohm
 R10, R27—22,000-ohm
 R16, R19, R24, R53—470-ohm
 R17, R33—100,000-ohm
 R20, R22, R65—10,000-ohm
 R23, R25, R26, R37, R52, R72, R88—1,000-ohm
 R38, R70—100-ohm
 R42, R45, R48, R49—47,500-ohm, 1/4-watt, 1%, metal-film
 R43, R44—22,100-ohm, 1/4-watt, 1%, metal-film

R46, R47—1,000-ohm, 1/4-watt, 1%, metal-film
 R66—10,000-ohm, variable (BOURNS 3386P-1-103 or similar)
 R83—R86, R98, R99—10-ohm

CAPACITORS

C1, C8, C9—560 μ F, 35WVDC, electrolytic, low ESR-type
 C2—C7, C11, C44, C71—0.47 μ F, ceramic disc
 C10—470 μ F, 50WVDC, electrolytic, low ESR-type
 C12, C38—4700 pF, ceramic disc
 C13, C14, C16, C19, C20, C25, C30, C31, C46—C49, C52, C57, C63, C66, C67, C70—0.1 μ F, ceramic disc
 C15, C32, C39—100 pF, ceramic disc
 C17, C26, C27—1000 pF, ceramic disc
 C18, C33—10 μ F, 16WVDC, electrolytic
 C21, C23, C24, C28, C36, C45, C50, C51, C53—C56, C58, C59, C62, C68—not used
 C22—10 μ F, 25WVDC, electrolytic
 C29—100 μ F, 16WVDC, electrolytic
 C34, C41—0.01 μ F, ceramic disc
 C35, C69—330 pF, ceramic disc
 C37—470 pF, ceramic disc
 C40, C61—0.01 μ F, ceramic disc
 C42—220 pF, ceramic disc
 C43, C65—50 pF, ceramic disc
 C60, C72, C73—3300 pF, ceramic disc
 C64—100 μ F, 50WVDC, electrolytic
 C74, C75—0.47 μ F, ceramic disc

ADDITIONAL PARTS AND MATERIALS

L1—L3, L5, L6—10-amp, 10 μ H coil (Miller 5502 or similar)
 L4—not used
 F1—16-amp fast-blow fuse
 F2—see text
 TB1—Terminal strip, 6-terminal, PC-mount
 Printed-circuit board, case, PC-mount fuse clips, 4-40 \times 1/4-inch screws, 4-40 washers, 4-40 nuts, 8-32 \times 1/2-inch screws, 8-32 \times 3/4-inch screws, 8-32 nuts, TO-220 mica insulators, no. 8 \times 1/4-inch spacers, etc.

Note: The following items are available from: Radical Electronics, Inc., 115 Hall Cr., Saskatoon, SK S7L 7G7, Canada, Tel./Fax: 306-384-8777: Kit of all parts less case, \$100. Circuit board only, \$23. IC7, \$12. Add \$4 for shipping charges. Prices for other parts are available on request. Prices listed are in US dollars.

Before soldering any components to the PC board, drill the various mounting holes in a suitably-sized enclosure. The enclosure should be made of steel and should be large enough to hold the PC board without the board touching any sides of the enclosure. The hole sizes and locations in Fig. 10 are measured from the inside of the case. Since it is easier to mark and drill the holes from the outside of the case, measure the thickness of your case's walls and add that measurement to the information given in Fig. 10.

The case will also act as a heatsink for the transistors and diodes in the TO-220-style package. It is best to begin by installing D1, D2, Q1, Q14, Q19, and Q21. The remaining transistors, Q18 and Q20, will be installed later during testing. Put five 8-32 \times 3/4-inch screws into the top side of the board and secure them in place with hex nuts. Temporarily slip 1/4-inch long spacers over the screws and mount the PC board in the case with additional nuts. Make sure that the board does not touch any sides of the case, although it should come close to the side where the TO-220 transistors and diodes will be mounted.

Mount the transistors and diodes onto the case with 8-32 \times 1/4-inch screws and nuts. Solder each lead of the components to the top side of the board. Remove the PC board from the case, turn the board over, and solder each lead on the bottom side of the board. Do not solder two leads in a row on the same component—skip from component to component. That will allow each solder joint to cool enough that it will not melt again, possibly allowing the component to shift position. If that happens, the component will not line up properly with the mounting hole in the case when the board is reinstalled in the case. Due to the size of the components and PC board layout, C46 and C47 interfere with C10, and will be very difficult to place on the top side of the board. Those components should be mounted on the solder side of the board. Be sure to solder on both sides of the board for all components if your board does not have plated-through holes. Circuit traces on both sides of the board must be connected together, including any unfilled holes.

You might want to install IC4 before

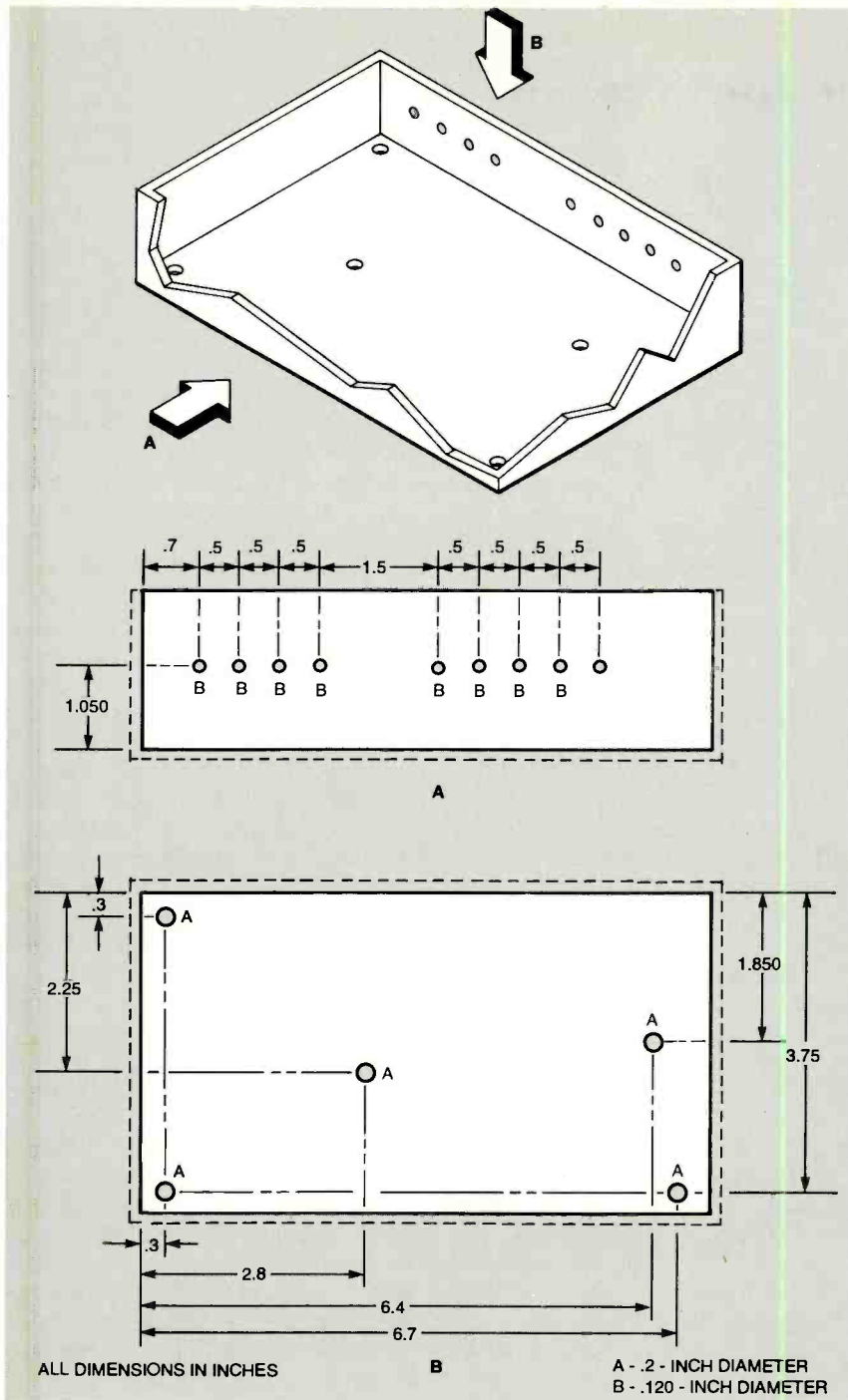


Fig. 10. The hole locations for the amplifier are shown from the outside of the case. The case should be made of steel. Not only is it used as a heatsink for the output transistors, the steel is an effective shield against radio-frequency interference.

R66, depending on the size of the tripod's case. If needed, you can mount R66 on top of IC4, standing R66 up off the board. Capacitors C74 and C75 should be installed after IC6 is installed. Tack solder one lead of C74 to pin 7 of IC6, and the other lead to the ground plane. Install C75 the same way to pin 14 of IC6.

When installing IC11, be sure to use a mica insulator and insulated washer. The PC board's ground plane is used as a heatsink for IC11. Any contact between IC11's tab and the ground plane will short it.

There are 3 jumpers on the board that do not affect the circuit, but are required to reduce any radio-fre-

quency interference (RFI) generated by the amplifier. They connect sections of the ground plane together. The jumper by R10 and C35 can be a scrap piece of resistor lead, but the two jumpers by the TO-220 transistors are much longer and should be insulated. Lengths of wire-wrap wire will do nicely. They should be dressed neatly along the edge of the board so they will not be pinched when the PC board is mounted in the case later.

Transistor Q101 is mounted in the unused hole in the case next to Q18. Bend the leads of Q101 so that the length of the entire component is no more than 1 inch in length from the center of the mounting hole to the bend in the leads. That will ensure that Q101, R101, and D18 will fit in between Q18 and D2.

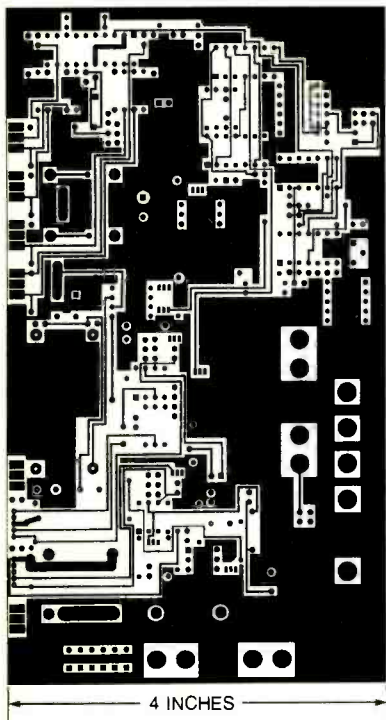
Cut two lengths of insulated wire. One wire will be about 1 inch long and the other will be about 2 inches long. Strip about 1/4-inch of insulation from each end. Trim one lead of R101 and solder that lead to the emitter lead of Q101. The same is done with the collector lead of Q101. Carefully bend the other lead of R101 so that it crosses the cathode lead of D18, and solder it to the base lead of Q101. Wrap the cathode lead of D18 around the lead of R101 that is connected to the base lead of Q101, and solder the two leads together.

Carefully tack-solder the longer insulated wire to the emitter of Q101 and the shorter wire to the collector of Q101. The shorter wire is wrapped around the right-hand lead of R2 and the longer wire around the right-hand lead of R1. Solder those two connections.

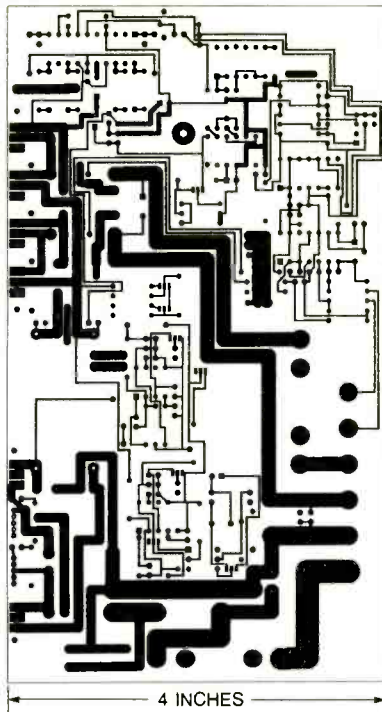
Since IC7 is very sensitive to static damage, it should be installed last. When installing IC7, make sure that you, your soldering-iron tip, and the circuit board are all properly grounded.

When all components except for Q18 and Q20 are installed, the amplifier is ready for testing. Be sure Q101 and its attached components are not touching any other components or the PC board.

Testing. Some of the voltages being measured during testing can only be measured when IC7 is disabled. Noise introduced into the circuit by measur-



Here is the component side of the board. It is shown half size for space reasons.



Here's the solder side of the board. It is shown half size for space reasons.

ing instruments can cause the circuit to malfunction. To measure the waveforms that do not have a return reference requires differential probes.

Connect the amplifier to a 12-volt power supply with a 4-amp capacity. If one is not available then use a supply with a 4700- μ F capacitor across its outputs. Place a jumper across R24 to induce a shutdown. Apply power to the amplifier. It should not use more than 1 amp of current with an input of 12 volts.

Using ground as a reference, you should measure between 25 and 38 volts at the cathode of D1, and -15 volts $\pm 20\%$ at the anode of D2. The DC-DC enable signal (pin 8 of IC13) should measure somewhere between 4 and 6 volts.

Remove your voltmeter's negative probe from ground and connect it to pin 2 of IC11 (-15 volts) for the following measurements. Pin 3 of IC11 should read 12 volts with a 10% tolerance. Pin 3 of IC6 and the shutdown signal at pin 11 of IC15 should both read between 8 and 12 volts. Pins 7, 8, and 10 of IC4, along with pin 9 of IC16 should all read 4 volts $\pm 10\%$.

The triangle wave is best checked with an oscilloscope. Connect the oscilloscope's probe to pin 6 of IC7, and the ground to pin 2 of IC11. The fre-

quency of the triangle wave should be 1 MHz with a 40% tolerance and a 3-volt peak-to-peak level sitting 4 volts above the -15 -volt reference.

Now remove the jumper across R24. Place a jumper across C26 and C27 to disable the preamplifier. Again, using pin 2 of IC11 as a reference, pin 3 of IC7 should be between 0 and 4 volts. On IC1, pin 6 should read 4.8 volts, pin 3 should read 7.2 volts, and pin 5 should read 6 volts $\pm 10\%$.

Replacing the voltmeter with an oscilloscope, a 12-volt squarewave at 1 MHz should be present at pins 11, 13, 18, and 20 of IC7. Those measurements are referenced to pin 2 of IC11.

Remove power from the amplifier and install Q18 and Q20. Use the holes in the case to align the transistors in the same way as done for the other TO-220 components. Because of the other components on the board, you may use the holes from the outside of the case to align Q18 and Q20. Be sure to detach the case from the transistors before continuing the tests.

Re-apply power, and connect an oscilloscope's probe ground to TB1-2. A 1-MHz squarewave swinging between -15 and 25 volts should be present at pins 12 and 19 of IC7. The speaker outputs at TB1-4 and TB1-5 should both measure between 3 and

9 volts with a 3-volt ripple.

Now remove the jumpers across C26 and C27. With no input, the speaker outputs at TB1-4 and TB1-5 should both measure between 3 and 9 volts with a 3-volt ripple, referenced to pin 2 of IC11. Connecting the oscilloscope probes between the speaker outputs should measure between -0.25 and 0.25 volts including ripple. If all the voltages are correct, then a signal source and speaker can be attached to test out the entire amplifier. Keep the audio test at a low volume until the board is permanently mounted in the case.

If everything checks out OK, install the PC board permanently with the $\frac{1}{4}$ -inch spacers and nuts on the 8-32 screws mounted on the PC board. Use insulators, shoulder washers, and heatsink grease to attach the transistors to the case with appropriate screws and nuts.


If one of the FETs should burn out, it will usually destroy the other FET in that side of the bridge. It can also destroy IC7. Replace the FETs in pairs. When installing the new FETs, IC7 can be tested by placing a jumper across C26 and C27, installing the low-side drive FET, and checking for the squarewave gate drive from IC7. If the squarewave is not present on both FETs, then IC7 should be replaced. Once both gate drives are working, the high-side drive FET can be installed and the jumpers removed.

Using The Amplifier. When installing the amplifier, make sure that the input impedance of the 12-volt supply is less than 1 ohm. If the amplifier is to be installed in a home setting, or other location in which power will be drawn from a 117-volt wall socket, be sure that the 12-volt supply output has adequate isolation in order to avoid any shock hazard.

The differential inputs are very useful since the amplifier ground does not have to be at the same potential as the signal source ground. The negative input may be hooked to the source ground, using the positive input for the signal.

If you are driving the amplifier with an output that was meant to be connected directly to a speaker, you might need to add an 8-ohm resistor across the input terminals in order to reduce noise.

TESTING AND ALIGNING A FLOPPY DRIVE



STEPHEN J. BIGELOW

Today's alignment software makes troubleshooting a balky floppy drive easier than ever before. Here's how it's done.

The basic nature of a computer floppy-disk drive has changed very little since its introduction in the 1970s: A circular disk coated with magnetic media is inserted into the drive and spun at a fixed rate while clamped between two electromagnetic "read/write" heads. Those heads can be positioned across the disk to read or write data to any desired location on the media.

While the media itself (the "diskette") is remarkably simple and cheap to produce, floppy drives themselves are largely mechanical devices composed of motors, lead screws, sliders, levers, clamps, and a myriad of other assorted linkages. Over time and regular use, those mechanical elements will eventually wear out and cause the floppy drive to malfunction. In most cases, floppy-drive problems can be traced to a mechanical problem rather than an electronic failure. Fortunately, whether you fix PCs for a living, or finker with your own system as a hobby, you can often recover a failing floppy drive with a few basic tools and some alignment software.

Knowing Your Way Around.

Before you can work with a floppy drive, you need to know what all the major parts are, and how those

parts are put together. Figure 1 is an exploded diagram of a typical 3.5-inch floppy drive. The diagram may appear confusing at first glance, but there are really only six parts you need to know; the spindle motor, the head-stepping motor, the read/write (R/W) heads, the electronics board, the frame, and the clamp/eject plates.

The spindle motor is a low-profile motor (and PC board) mounted to the bottom of the frame. It is the spindle motor that spins the disk. The head stepping motor carries the R/W heads back and forth along the radius of your diskette—that is what allows the heads to reach each concentric track on the disk. When the diskette is inserted into the drive, it is held in place by the clamp/eject plates. After pressing the eject button, the plates separate and allow the diskette to pop out. Finally, the electronics board operates the drive motors, checks the drive's sensors, and manages communication between the drive and the floppy-drive controller in the PC.

You can see how everything works together in the block diagram that is shown in Fig. 2. Figure 2 also shows the major control signals used by the floppy drive interface (that 34-pin ribbon cable that connects the drive to your floppy drive controller).

Recognizing Floppy Problems.

Next, you will need to understand when a floppy drive is showing signs that might be related to alignment errors. There are three tell-tale signs of alignment problems:

- Files and data become lost or corrupted when saving to diskette (that might also appear as an intermittent or occasional problem).

- Files and data cannot be read from the diskette—usually resulting in a DOS "General Drive Error" (that might also occur as an intermittent or occasional problem).

- Files and data can be written and read from a diskette in one PC, but may have trouble being used in other PCs (suggesting that the original drive might be out of alignment).

The Cleaning Check.

Unlike hard drives, where R/W heads float above the disk platters on a microscopic cushion of air, floppy R/W heads actually contact the diskette media. Over time, particles of media will rub off the diskettes and accumulate on the R/W heads. As accumulations develop on the heads, the dimensions of the heads change, and that can cause floppy errors similar to alignment problems.

Whenever you suspect a floppy-drive problem (especially on older drives with lots of running time), your first step should always be to clean the drive, then re-check it. Cleaning

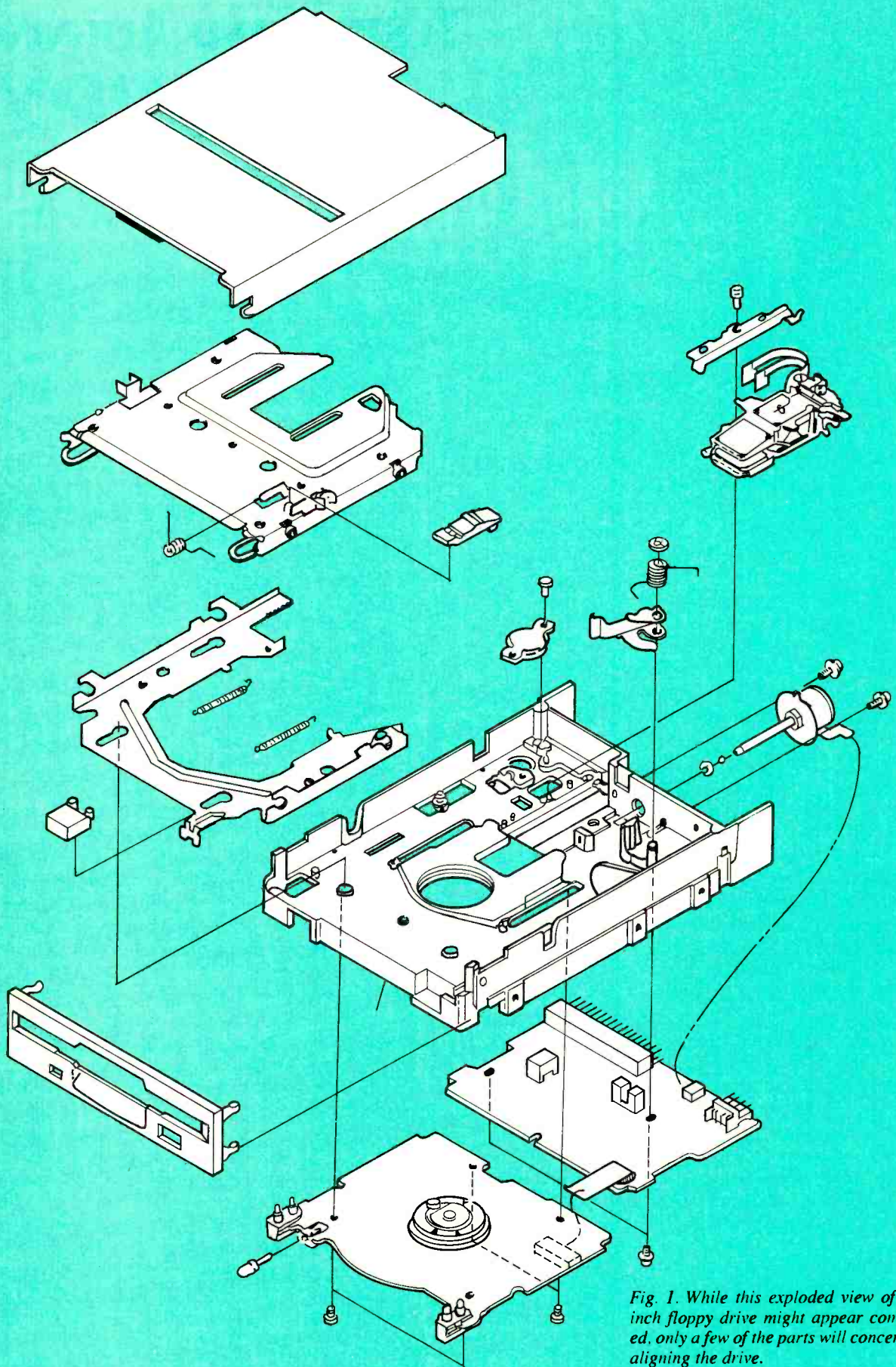


Fig. 1. While this exploded view of a 3.5-inch floppy drive might appear complicated, only a few of the parts will concern us in aligning the drive.

is also important because oxide deposits on the R/W heads are more abrasive than the heads alone, so running with "dirty" heads can actually shorten diskette life. More on the actual cleaning procedure can be found later on in this article. If problems persist after cleaning the drive, check its signal cable.

The Cable Check. Floppy drives depend on a reliable cable connection between the drive and floppy-controller card in the PC. In virtually all PCs, that connection is established through a single 34-pin ribbon cable. The cable may be terminated with "card edge" connectors or "IDC" (insulation displacement connector) sockets, but either way, those connectors must be attached cleanly and completely.

However, the contacts involved in the connection could eventually become oxidized from exposure to everyday air and moisture. Before replacing the drive or realigning it, it makes sense to check the cable to eliminate it as the source of your problems. Making sure computer power is off, try removing and reinserting the connector (once or twice) at each end of the 34-pin ribbon cable. If problems persist after checking the cable connections and cleaning the heads, it is time to decide whether to repair or replace the drive.

Repair vs. Replace. Floppy-drive alignment continues to be a matter of debate. The cost of a floppy-drive alignment package is often as high as the cost of a new drive, so many technicians question the

practice of drive alignment when new drives are readily available; in fact, most professional technicians would not choose to align a misbehaving drive.

Even so, testing software has an important place in any toolbox. At the very least, test software can confirm a faulty drive and eliminate the guesswork involved in drive replacement. For enthusiasts and technicians who have a volume of drives to service, alignment tools offer a relatively efficient means of recovering drives that might otherwise be discarded. Ultimately, one of your most vital troubleshooting tools is an open mind—you can repair or replace the drive depending on what makes the most economic sense to you.

Using the Tools. Drive alignment is

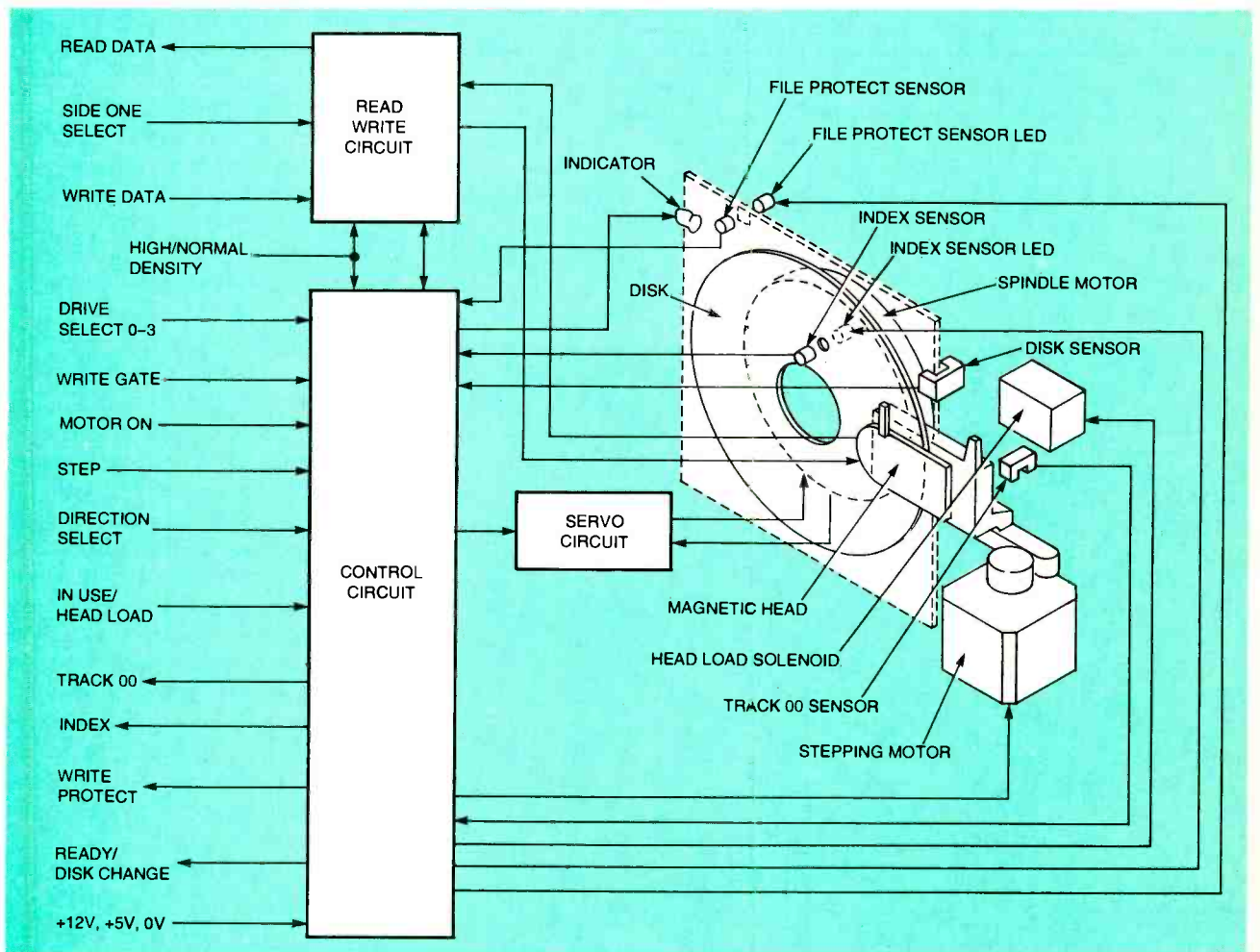


Fig. 2. This block diagram of a floppy drive shows us how everything works together. It also shows the major control signals used by the drive.

not a new concept. Technicians have tested and aligned floppy drives for years using oscilloscopes and test disks containing precise, specially recorded data patterns. You may already be familiar with the classic "cat's eye" or "index burst" alignment patterns seen on

and interpret complex (sometimes rather confusing) oscilloscope displays. Manual alignment also requires stand-alone drive-exerciser equipment to run a drive outside of the computer. Fortunately, there is a better way.

Although manual drive-align-

programs to operate with their specially-recorded data disks. Those software tool kits provide all the features necessary to operate a suspect drive through a wide variety of tests while displaying the results numerically or graphically right on a computer monitor. As you make adjustments, you can see real-time results displayed on the monitor (see Fig. 3). Software-based testing eliminates the need for an oscilloscope and ancillary test equipment. You also do not need to know the specific signal test points for every possible drive.

There are three popular tool kits on the market; AlignIt by Quarterdeck Select (formerly Landmark Research International Corp.), FloppyTune by Data Depot, Inc., and DriveProbe (shown in Fig. 4) by Accurite Technologies Incorporated. The contact information for each manufacturer is listed elsewhere in this article.

Aligning the Drive. Once you have alignment software available, you are ready to go to work. Before starting your software, however, you should disable any caching software that will cache your floppy drive(s). Because caching software effects the way in which data is read or written to the floppy disk, caching will radically effect the measurements produced by the alignment software. To ensure the truest transfer of data to or from the floppy disk, boot the PC from a "clean" boot disk to disable all TSRs or device drivers in the system.

Once the alignment software is started, there are eight major tests to gauge the performance of a floppy drive; clamping, spindle speed, track 00, radial alignment, azimuth alignment, head step, hysteresis, and head width. Keep in mind that not all tests have adjustments that can correct the corresponding fault.

It is also important to realize that a single test is not always fool-proof. When you see a test that indicates a problem, you should always repeat the test several times to confirm your results.

AUTOMATIC Drive Test						'Esc' - For Previous Menu	
Test	Track	Head 0 Data		Head 1 Data		Test Limits	Results
Speed	NA	368 RPM / 166.5 μ S		368 \pm 6 RPM		368 \pm 6 RPM	Pass NA
Eccentricity	44	58 uI		NA		0 \pm 300 uI	Pass NA
Radial	8	72%	758 uI	72%	758 uI	60 - 100 %	Pass Pass
Radial	32	87%	300 uI	89%	250 uI	60 - 100 %	Pass Pass
Radial	79	100%	0 uI	97%	-58 uI	60 - 100 %	Pass Pass
Azimuth	76	-7 Min		-13 Min		0 \pm 15 Min	Pass Pass
Index	8	143 μ S		187 μ S		200 \pm 600 μ S	Pass Pass
Index	79	185 μ S		255 μ S		200 \pm 600 μ S	Pass Pass
Hysteresis	32	200 uI		NA		0 \pm 500 uI	Pass NA

uI = Micro-inches μ S = Microsecond μ S = Millisecond
 Min = Minutes NA = Not Applicable NT = Not Tested

Note: Radial is expressed as LOBE RATIO and OFFSET from track center line.
 Auto Test Completed 'Esc' For Previous Menu

Fig. 3. Floppy-drive alignment software will display the results of its tests right on your computer's monitor. No oscilloscope or additional test gear is needed.

oscilloscopes. That kind of manual alignment requires you to find the right test point on your particular drive's PC board, locate the proper adjustment in the drive assembly,

and interpret complex (sometimes rather confusing) oscilloscope displays. Manual alignment also requires stand-alone drive-exerciser equipment to run a drive outside of the computer. Fortunately, there is a better way.




Fig. 4. DriveProbe from Accurite Technologies is among the more popular drive alignment products currently available.

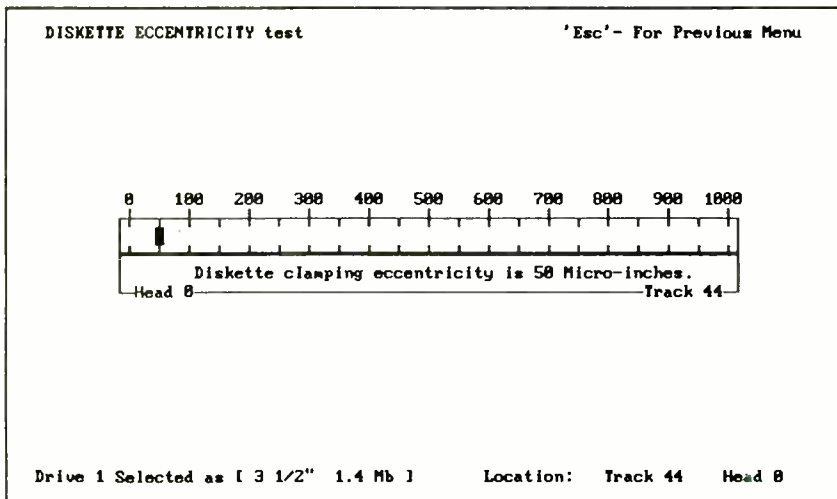


Fig. 5. The spindle clamp test measures disk eccentricity. That test should be performed first as any problem here will affect all the other tests.

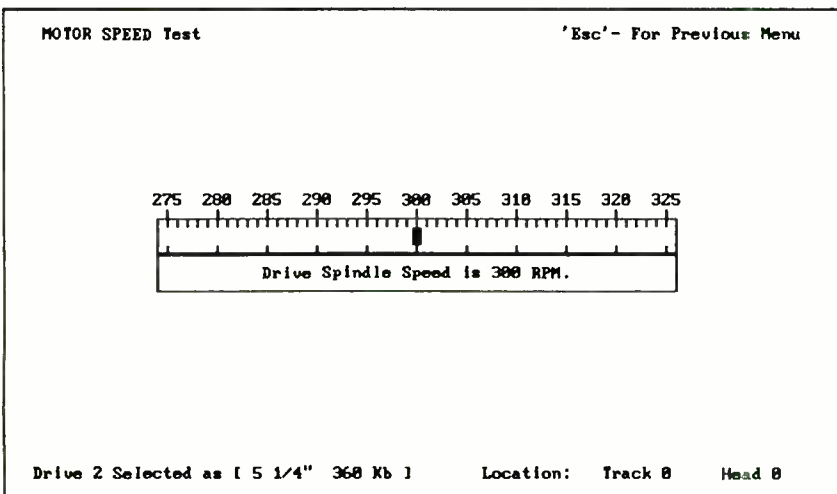


Fig. 6. Here's the display for a spindle-speed test. The drive's speed should be accurate to within $\pm 1.5\%$.

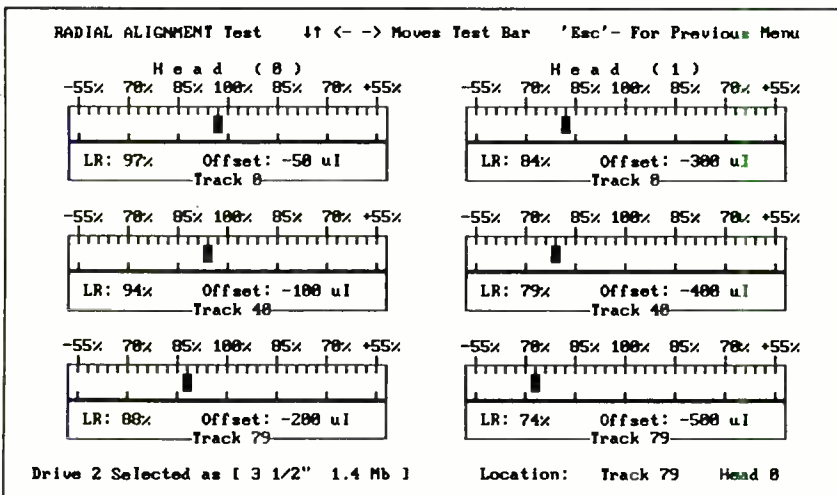


Fig. 7. If the radial-alignment test reveals an error of more than several hundred microinches, the head's alignment must be adjusted.

Cleaning the Heads. As we discussed earlier, dirty R/W heads are "wedged" away from the media by accumulations of oxides and ordinary dust. Dirty heads can cause erroneous readings during testing and alignment. Since alignment disks are specially recorded in a very precise fashion, faulty readings will yield erroneous information that can actually cause you to misadjust the drive. As a general procedure, clean the drive thoroughly before you test or align it.

Drive R/W heads can be cleaned manually or automatically. The manual method is just as the name implies. Use a high-quality head cleaner on a soft, lint-free, anti-static swab, and scrub both head surfaces by hand. Wet the swab but do not soak it. You may need to repeat the cleaning with fresh swabs to ensure that all deposits are removed.

It goes without saying that all computer power must be off before manual cleaning begins. Once cleaning is complete, allow a few minutes for the cleaner to dry completely before restoring power. If you do not have head-cleaning chemicals on-hand, you can use fresh ethyl or isopropyl alcohol. The advantage to manual cleaning is thoroughness—heads can be cleaned very well with no chance of damage due to excessive friction.

If manual cleaning sounds like something you'd rather not do, most software tool kits provide a cleaning disk and software option that allows you to clean the disk automatically. With computer power on and the software tool kit loaded and running, insert the cleaning disk and choose the cleaning option from your software menu. Software will then spin the drive for some period of time—10 to 30 seconds should be adequate, but do not exceed 60 seconds of continuous cleaning. Choose high-quality "dry" cleaning disks that are impregnated with a lubricant. Avoid "bargain" off-the-shelf cleaning disks that force you to wet the disk. Wetted cleaning disks are often harsh, and prolonged use can actually damage the heads from excessive friction. Once the

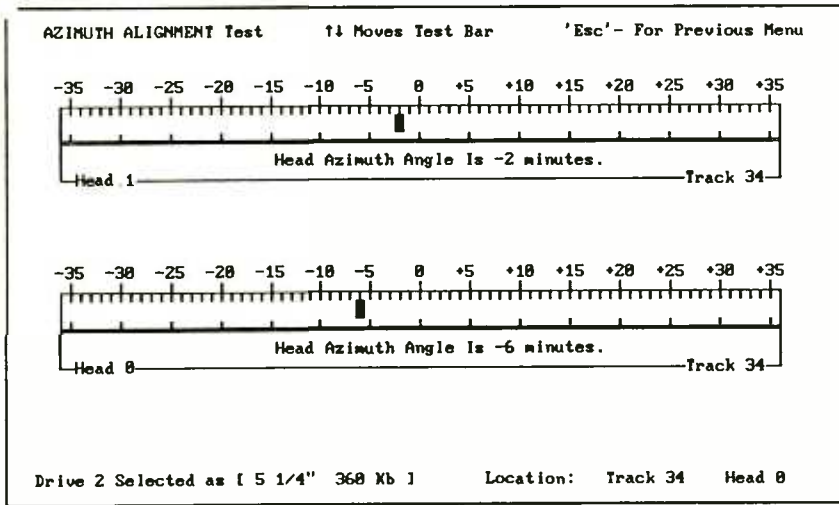


Fig. 8. When the heads are perfectly perpendicular to the disk, the azimuth-alignment test will show an angle of 0 minutes.

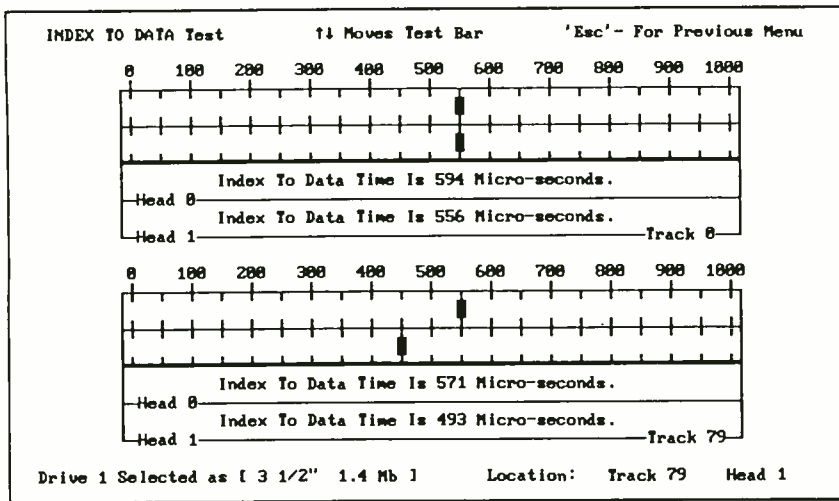


Fig. 9. The head-step test measures the amount of time between a step pulse from the coil driver circuits and a set of timing-mark data recorded on the test disk. As shown here, you typically will see time measurements for both heads on the inner and outer tracks.

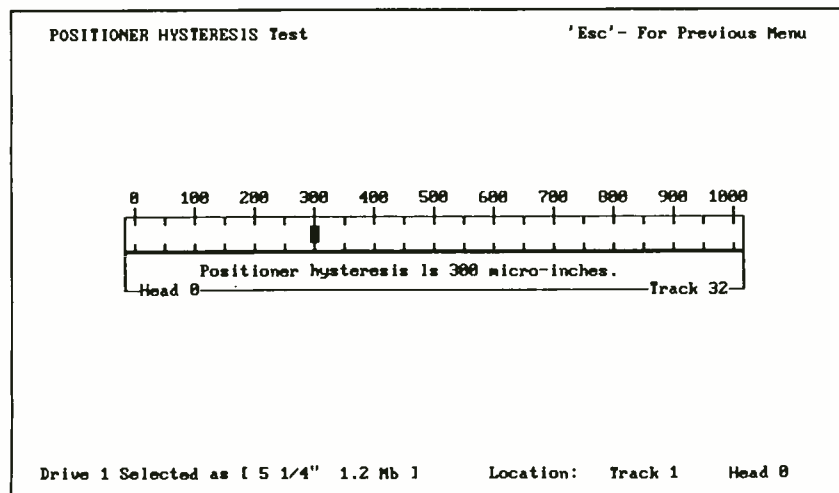


Fig. 10. The hysteresis test looks for excess play in the drive mechanism. If that is encountered, the best recourse is to replace the drive.

drive is clean, it can be tested and aligned.

Spindle Clamp (Eccentricity) Test. A floppy disk is formatted into individual tracks laid down in concentric circles along the media. Since each track is ideally a perfect circle, it is critical that the disk rotate evenly in a drive. If the disk is not on-center for any reason, it will not spin evenly. If a disk is not clamped evenly, the eccentricity introduced into the spin may be enough to allow heads to read or write data to adjoining tracks. A clamping test should be performed *first* after the drive is cleaned because high eccentricity can adversely affect other disk tests. Clamping problems are more pronounced on 5.25-inch drives where the soft Mylar hub ring is vulnerable to damage.

To perform the test, start your alignment software, then insert the alignment disk containing test patterns into the questionable drive. Select a clamping or eccentricity test and allow the test to run a bit. You will probably see a display similar to the one shown in Fig. 5. Typical alignment products can measure eccentricity in terms of microinches-from-true-center. If clamping is off by more than a few hundred micro-inches, the spindle or clamping mechanisms should be replaced. You can also simply replace the floppy drive. Try reinserting and retesting the disk several times to confirm your results. Repeated failures confirm a faulty spindle system.

Spindle-Speed Test. The diskette media must be rotated at a fixed rate in order for data to be read or written properly. A drive that is too fast or too slow may be able to read files that it has written at that wrong speed without error, but a disk so written might not be readable in other drives operating at a normal speed. Files recorded at a normal speed also might not be readable in drives that are too fast or too slow. Such transfer problems between drives are a classic sign of speed trouble (usually signaled by the operating system as "General

Disk Read/Write Errors"). Drive speeds should be accurate to within $\pm 1.5\%$, so a drive running at 300 RPM should be accurate to ± 4.5 rpm (295.5 to 304.5 rpm), and a drive running at 360 rpm should be accurate to within ± 5.4 rpm (354.6 rpm to 365.4 rpm).

After cleaning the R/W heads and testing disk eccentricity, select the spindle-speed test from your alignment-software menu. The display will probably resemble the one in Fig. 6.

Today's floppy drives rarely drift out of alignment because rotational speed is regulated by feedback from the spindle's index sensor. The servo circuit is constantly adjusting spindle-motor torque to achieve optimal spindle speed. If a self-compensating drive is out of tolerance, excess motor wear, mechanical obstructions, or index-sensor failure is indicated. Check and replace the index sensor, or the entire spindle-motor assembly. You can also replace the floppy drive.

Track 00 Test. The first track on any floppy disk is the outermost track of side 0, which is track 00. Track 00 is important because it contains the boot record and FAT (File Allocation Table) information vital for finding disk files. The particular files saved on a disk can be broken up and spread out all over the disk, but the FAT data must always be in a known location. If the drive can not find track 00 reliably, the system may not be able to boot from the floppy drive or even use diskettes. Floppy drives use a sensor to physically determine when the R/W heads are over the outermost track.

Select the track 00 test from your alignment-software menu and allow the test to run. A track 00 test measures the difference between the actual location of track 00 versus the point at which the track 00 sensor indicates that track 00 is reached. The difference should be less than ± 1.5 mils (one-thousandth of an inch). A larger error might cause the drive to encounter problems reading or writing to the disk.

The easiest and quickest way to

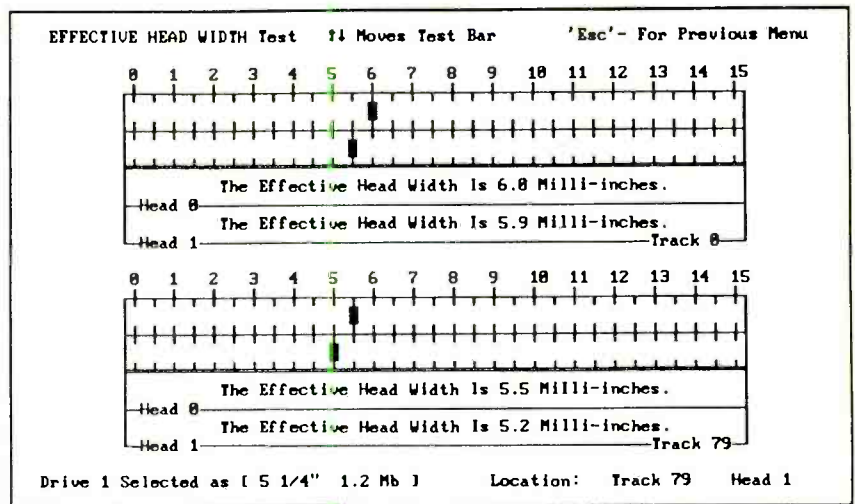


Fig. 11. As its name implies, the head-width test looks at the effective width of the R/W heads. If they are too wide, they are worn and the drive should be replaced; if they are too narrow, they are probably dirty and the drive should be cleaned.

fix track 00 problems is to alter the track 00 sensor position. That adjustment usually involves loosening the sensor and moving it until the monitor display indicates an acceptable reading. Remember that you only need to move the sensor a small fraction, so a patient, steady hand is required. The track 00 sensor is almost always located along the head carriage lead screw. Mark the original position of the sensor with indelible ink so that you can return it to its original position.

Radial-Alignment Test. The alignment of a drive's R/W heads versus the disk is critical to reliable drive operation because alignment directly effects contact between heads and media. If head contact is not precise, data read or written to the disk may be vulnerable. The radial-alignment test measures the head's actual position versus the precise center of the outer, middle, and inner tracks (as established by ANSI standards). Ideally, the R/W heads should be centered perfectly when positioned over any track, but any differences are measured in microinches. A radial alignment error of more than several-hundred microinches may suggest a head-alignment error.

To check the radial alignment, select the radial-alignment test from your alignment software and

allow the test to run. A radial-alignment test display is shown in Fig. 7.

If you must perform an adjustment, you can start by loosening the slotted screws that secure the stepping motor, and gently rotate the motor to alter the lead screw position. As you make adjustments with the test in progress, watch the display for the middle track. When error is minimized, secure the stepping motor carefully to keep the assembly from shifting position. Use extreme caution when adjusting radial head position—you only need to move the head a fraction, so a very steady hand is needed. You should also re-check the track 00 sensor to make sure the sensor position is acceptable.

Azimuth-Alignment Test. Not only must the heads be centered perfectly along a disk's radius, but the heads must also be perfectly perpendicular to the disk plane. If the head azimuth is off by more than a few minutes (1/60th of a degree), data integrity can be compromised and disk interchangeability between drives—especially high-density drives—may become unreliable. When the heads are perfectly perpendicular to the disk (at 90 degrees), the azimuth should be 0 minutes.

Select the azimuth test from your alignment software menu and

allow the test to run. Figure 8 shows an azimuth-alignment test display. An azimuth-alignment test measures the rotation (or twist) of R/W heads in terms of + or - minutes. A clockwise twist is expressed as a positive (+) number, while a counterclockwise twist is expressed as a negative (-) number. Heads should be perpendicular to within about ± 10 minutes. It is important to note that azimuth adjustments are not easily made in most floppy drives. Unless you want to experiment with the adjustment, it is often easiest to replace a severely misaligned drive.

Floppy Drive Alignment Software

Accurite Technologies Inc.
(DriveProbe)
48460 Lakeview Blvd.
Fremont, CA 94538-6532
Tel: 510-668-4900
Fax: 510 668-4905
URL: www accurite.com

Data Depot, Inc.
(FloppyTune)
1710 Drew St., #5
Clearwater, FL 34615-6213
Tel: 813-446-3402
Fax: 813-443-4377

Quarterdeck Select (formerly Landmark Research International)
(AlignIt)
5770 Roosevelt Blvd.,
Blg 400
Clearwater, FL 34620-3431
Tel: 813-523-9700
Fax: 813-523-2391

Head-Step Test. The head-step (or index-step) test measures the amount of time between a step pulse from the coil driver circuits and a set of timing-mark data recorded on the test disk. In manual adjustments (using an oscilloscope), that would be seen as the "index burst". Average index time is typically 200 microseconds for 5.25-inch drives, and 400 microseconds for 3.5-inch drives. In automatic testing with your alignment software, you will see time measurements for both heads on the inner and outer tracks as shown in Fig.9. The actual range of acceptable time depends on your particular drive, but variations of ± 100 microseconds or more is not unusual.

If the head-step timing is off too far, you can adjust timing by moving the index sensor. As with all other drive adjustments, you need only move the sensor a small fraction, so be *extremely* careful about moving the sensor. A steady hand is very important here. Make sure to secure the sensor when you are done with your timing adjustments.

Hysteresis Test. It is natural for wear and debris in the mechanical head positioning system to result in some "play"—that is, the head will not wind up in the exact same position moving from outside in, as moving from the inside out. Excessive play, however, will make it difficult to find the correct track reliably. Testing is accomplished by starting the heads at a known track, stepping the heads out to track 00, then stepping back to the starting track. Head position is then measured and recorded. The heads are then stepped in to the innermost track, then back to the starting track. Head position is measured and recorded again. Under ideal conditions, the R/W heads should wind up in precisely the same place, but natural play almost guarantees some minor difference.

You can see a typical hysteresis test measurement display in Fig. 10. If excessive hysteresis is encountered, the drive should be replaced.

Head-Width Test. As R/W heads wear down from use, their effective width increases. If the effective width is too low, the heads may be contaminated with oxide buildup. Normal effective head widths are 12 or 13 mils for 5.25-inch double-density drives, 5 or 6 mils for 5.25-inch high-density drives, and 4 or 5 mils for all 3.5-inch drives.

As you run the head-width test with your alignment software, you will see effective width displayed on the monitor as shown in Fig. 11. When small head widths are detected, try cleaning the drive again to remove any remaining contaminants. If the width reading remains too small (or measures too large), the heads or head carriage

Floppy Drive Glossary

Actuator—A motorized assembly that carries the R/W heads.

Alignment—The process of adjusting a device's characteristics in order to bring its operation into an acceptable range.

Centering Cone—On a 5.25-inch drive, an assembly that centers the disk as the drive door is being closed.

Clamping Ring—On a 5.25-inch drive, a part of the spindle that grabs the disk along its center hole in order to turn it.

Data Patterns—A data series used to generate an error if reading circuitry is too sensitive, not sensitive enough, or otherwise defective.

Guide Rod—A simple rod used as a rail for a moving assembly (such as the R/W heads). The guide rod helps to keep the assembly even and steady.

Ferrous Oxide—The generic magnetic layer used to hold magnetic information on a floppy disk.

Head—A R/W head.

Hysteresis—The amount of mechanical "play" in the R/W-head positioning system.

Lead Screw—A coarsely threaded rod that is turned—usually by a stepper motor—and in turn moves the R/W heads.

Load—Allowing the R/W heads to contact the disk surface.

Seek—The process of stepping a R/W head assembly in or out in order to find a desired track.

Spindle—The motor and clamping assembly that holds and spins the disk media.

Spiral Track—A disk with its tracks recorded as a spiral rather than concentric rings. The positioning of those tracks allows precise signal measurement, which allows the drive's operating characteristics to be determined very accurately.

may be damaged. You can replace the R/W head assembly, but often the best course is simply to replace the drive.

The author gratefully acknowledges the generous support of Teac America, Inc. and Accurite Technologies, Inc. in the preparation of this article. Comments and questions about this article are welcome; the author can be reached by Fax at 508-829-6819, by BBS at 508-829-6706, on CompuServe at 73652, 3205, or on the Internet at sbigelow@cerfnet.com. Ω

HIGH-TECH BATTLEFIELD MEDICINE

BY BILL SIURU

When serious injuries occur, the difference between life and death could be determined by the care a victim receives in the first "golden hour." Nowhere is that more true than on the battlefield. That's why the U.S. military's medical community is constantly developing technology and hardware to assure more of the wounded receive the appropriate trauma care before the golden hour is over. That includes reducing the time needed to locate the wounded warrior and evacuate him to a Mobile Army Surgical Hospital (MASH) facility.

Survival also often depends on the first responder's—usually a young combat medic—knowledge and experience to take the right actions quickly. The U.S. Army is now developing electronics to bring the skills of a trained doctor or senior medical technician to assist the medic treating a wounded soldier on the battlefield. Those developments are important to everyone because, like other military technology developments, spin-offs will probably find their way into the civilian emergency-medical-service (EMS) world. Let's take a look at the new technologies.


See how electronics and other technologies are coming to the aid of soldiers in the field, and how civilians could benefit, too.

LSTAT. One such development, LSTAT, which stands for Life Support for Trauma And Transport, is now under development by the U.S. Army. That mini intensive-care unit and evacuation platform could bring care as close to the battlefield as possible, greatly reducing the time before resuscitation and stabilization—the key actions for survival—can start.

LSTAT is being developed by the Walter Reed Army Institute of Research and Northrop Grumman with assistance from the biomedical community and academic institutions. Both existing and emerging technologies are being combined in LSTAT to demonstrate front-line casualty medical care that includes life support, life-stabilizing, diagnostics, and patient monitoring.

The LSTAT's on-board micro-ventilator, about the size of a cigarette package, is used with a suction unit for clearing a patient's airway so that the ventilator can be used. The ventilator system includes an on-board oxygen generator that eliminates the weight, volume, and fire hazard associated with traditional oxygen bottles. The oxygen generator uses an oxygen collector with a high-voltage osmotic membrane to concentrate oxygen gas from atmospheric air. Like several other parts of LSTAT, the oxygen generator is based on technology used in aerospace life-support systems similar to those found in high performance aircraft.

Advanced technology like non-invasive sensors, data fusion, image recognition, signal processing, and so forth are used in LSTAT. For instance, skin sensors like those used by astronauts and test pilots continually monitor the patient's vital signs. Other sensors are integrated within the intravenous (IV) catheter. Those sensors are considered non-invasive since they are part of the IV used in virtually all trauma incidents. Sensors also could be used in closed-loop diagnostic systems that not only monitor patient



Here's an artist concept showing two LSTAT units with patients attached to ventilators. The medic is watching their status via a handheld medical monitor.



The Medic-Cam visor holds the tiny TV camera (upper right side of visor), TV monitor (center of visor in front of medic's eyes) and microphone. In the background are the control unit (right) and battery (left) plus associated cabling.

condition, but also automatically change, for example, IV rates and ventilation levels as needed. Sensors combined with image-recognition techniques would let a busy medic quickly assess the severity of burns.

Other labor-saving features include easy-to-monitor displays on the side of the LSTAT showing the status of both the patient and the LSTAT unit itself. Medics could remotely keep tabs on several LSTATs using hand-held, wire-

less medical monitors. That system could alert the medics if emergency intervention is needed or could be used to remotely control various LSTAT subsystems. There is also a defibrillator on board.

The LSTAT's environmental control system (ECS) filters the air contained within the LSTAT canopy, provides both heating and cooling, and isolates the patient from nuclear, biological, and chemical warfare contaminants.

Power for the LSTAT is supplied by advanced batteries or it can be drawn from power supplies on the transport vehicle.

The LSTAT is designed to be carried on High Mobility Multi-Purpose Wheeled Vehicles, more familiarly called Hummers, on the ground or aboard UH-1 Huey or UH-60 Blackhawk helicopters and C-130 aircraft. The LSTAT would function as an ICU (intensive care unit) while in transit. The stretcher-compatible LSTAT is designed to fit within a NATO-defined envelope (roughly 2 x 7 x 1.5 feet) so it can be used with the equipment of our allies as well. The unit is built using advanced materials so that the entire system weighs under 88 pounds.

An advanced prototype is planned for evaluation later this year, with operational units slated to appear in the field in a few years. However, many of the individual techniques and technologies could appear sooner, and many will reach the civilian market as well.

For use in the more distant future, researchers are investigating remote telepresence surgery. Here an injured soldier after being placed in a special medical vehicle could be operated on remotely by surgeons located in relative safety behind the battle lines. High-resolution data transmission and remote manipulators could allow life-saving operations within the "golden hour," even faster than emergency services that could be provided by a LSTAT and air evacuation to a MASH unit.

Medic-Cam. Developed by the Army Research Laboratory, "Medic-Cam" in essence makes an experienced doctor part of the first-response team. Though not physically at the scene, the doctor's eyes, knowledge and experience are there via video and satellite communications.

Medic-Cam consists of a miniature, 7mm diameter, high-resolution color camera mounted on a lightweight visor. There is also a tiny, 1/2-inch color-TV monitor on the visor so the medic can see the picture being broadcast. A microphone and earpiece allow the doctor and medic to talk to one another. The medic can also input and transmit patient data.

Video pictures, conversation, and data are transmitted by microwave to

High Demand, Big Money — Get into Computer Service!

**NOW TRAINING
FEATURES A
PENTIUM® 166 COMPUTER!**

Only NRI gives you the hands-on skills and solid credentials you need to succeed. And now, the computer system you train with and keep is better than ever!

- ✓ Powerful Pentium® chip, 166 MHz clock
- ✓ 16 meg RAM
- ✓ 1.6 gigabyte hard drive
- ✓ Super VGA color monitor with 1 meg video memory
- ✓ 28,800 baud fax/modem
- ✓ 8X CD-ROM drive
- ✓ 16-bit sound card
- ✓ Windows 95
- ✓ Netscape Navigator™ Web browser
- ✓ PC Options Plan now available, ensuring you the best that tomorrow's technology can offer!



Now you can be a certified technician!

As the pioneering leader in at-home training, NRI knows how to prepare you for today's real-world challenges. You get expertly written lessons, engaging projects, online interaction, and equipment you train with and keep — exactly the kind of learning experience you need to pass the A+ Certification exam.

Perform actual experiments with today's most sophisticated diagnostic tools

The centerpiece of your NRI training is a 166 MHz Pentium® processor-based PC that you put through a series of hands-on experiments. You build confidence in your computer servicing skills as you:

- Prepare for the A+ Certification exam with NRI's recently updated lessons and interactive CD-ROM tutorial
- Experiment with NRI's exclusive labs: Computer Demonstrator, 8085 Microprocessor, and Discovery Lab, a complete breadboarding system
- Perform system tests with your digital multimeter and self-booting ForeFront Troubleshooter™ software and CD-ROM



Thousands of successful NRI graduates are proof that these interactive projects keep you thoroughly motivated about learning and prepare you for advancement, a new career, or a profitable business of your own. See for yourself!

Find out more about NRI — and this booming field!

Studies show that jobs for computer service technicians are on the rise, much more so than other occupations. In fact, a 38% increase is expected in the next 10 years!

Just think: Everyone with a computer is a potential customer for you!

Fill out and send the attached card today. Soon you'll receive a big, full-color catalog detailing all you need to know about the best training option available... anywhere!

**What sets NRI apart?
See other side!**



**CALL 1-800-321-4634
EXT. 2192**

SEND TODAY FOR FREE NRI CATALOG!

NRI Schools

4401 Connecticut Avenue, NW, Washington, DC 20008

For career courses approved under GI Bill, check for details.

Check one FREE catalog only

- Microcomputer Servicing
- TV/Video/Audio Servicing
- Basic Electronics
- Networking with Windows NT
- Computer-Aided Drafting
- Electronic Music Technology
- PC Applications Specialist
- Multimedia Programming
- Desktop Publishing with PageMaker

- Computer Programming
- Bookkeeping and Accounting
- Visual Programming in C++
- Mastering Microsoft Office
- Webmaster

OR GET YOUR DEGREE!

- New! AAS Degree in Accounting
- New! AAS Degree in Business Management

Name _____ (please print) Age _____

Address _____

City _____ State _____ Zip _____

A Division of The McGraw-Hill Companies

Accredited Member, Distance Education and Training Council

0003-0495

NRI hands-on training now prepares you to sit for the A+ Certification exam

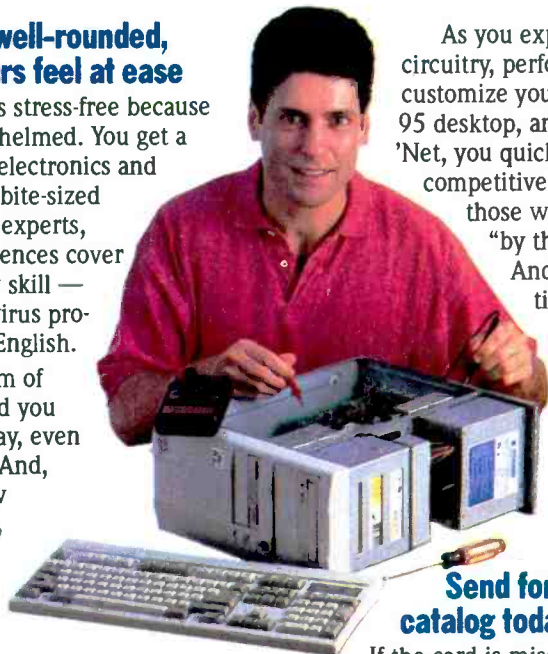
Training so well-rounded, even beginners feel at ease

Training with NRI is stress-free because you're never overwhelmed. You get a solid foundation in electronics and computers through bite-sized lessons. Written by experts, these valuable references cover every need-to-know skill — from upgrading to virus protection — in plain English.

Plus, NRI's team of instructors is behind you every step of the way, even after you graduate. And, thanks to NRI's new Online Connection, you can even ask them questions and receive feedback online!

Learn by doing, the NRI way

Only NRI can ensure your success because only NRI gives you hands-on experience with the kind of computer, peripherals, software, and diagnostic equipment you'll be using and servicing in the real world.



As you explore circuitry, perform tests, customize your Windows 95 desktop, and surf the 'Net, you quickly gain a competitive edge over all those who learned "by the book" only. And the interactive CD-ROM now included in NRI training prepares you for sought-after A+ Certification!

Send for your free catalog today!

If the card is missing and you'd like more details, call our toll-free number or write to NRI Schools, 4401 Connecticut Avenue, NW, Washington, DC 20008.

Better yet, visit our Home Page at <http://www.mhcec.com>.



You explore Windows 95, the feature-packed program everyone wants!



Many of your computer's features, including the 8X CD-ROM drive can be upgraded through NRI's new PC Options Plan.



You train with and keep top-of-the-line diagnostics from ForeFront. The Troubleshooter package works Independent of any operating system, runs benchmark tests on all hardware components, even identifies faults with multimedia peripherals and software!




Your course now includes up-to-the-minute training in PC communications and the Internet. Using the Netscape Navigator™ Web browser we provide, you get an exciting introduction to the computing frontier of the next century and learn how to access NRI's own Online Connection.

Pentium is a registered trademark of Intel Corporation. The Troubleshooter is a registered trademark of ForeFront, Inc. Windows 95 is a registered trademark of the Microsoft Corporation.

SEND CARD TODAY FOR FREE NRI CATALOG



NO POSTAGE
NECESSARY
IF MAILED
IN THE
UNITED STATES



BUSINESS REPLY MAIL


FIRST CLASS MAIL PERMIT NO. 10008 WASHINGTON, D.C.

POSTAGE WILL BE PAID BY ADDRESSEE


NRISchools

4401 CONNECTICUT AVENUE NW
WASHINGTON DC 20078-3543





Here's a portable Video Teleconferencing Center (VTC) like the ones already in use with peacekeeping forces in Bosnia. The steerable camera is located above the monitor. Handheld and document cameras are located in the drawer.



The same technology used to detect breathing and heartbeat with the Sudden Infant Death Syndrome detector can be adapted to detect whether a downed soldier is dead or injured.

a satellite and then to the doctor or other medical professionals virtually anywhere in the world. The Medic-Cam-equipped medic also carries a small box containing the camera controller, microwave transmitter, and audio and video conditioners. A rechargeable lead-acid battery provides up to eight hours of operation.

The Army plans to use the Medic-Cam on the battlefield in conjunction with the Mobile Medical Mentoring Vehicle, or M3V. The M3V is a Hummer that is equipped with a special, climate-controlled shelter. Inside, a doctor and senior medic communicate via satellite links with up to four medics equipped with Medic-Cams. In the future, the Medic-Cam could interface with the Global Positioning System (GPS) of navigational satellites to help locate wounded soldiers and attending medics to greatly speed up evacuations.

VTC. Front-line medical providers could access the most experienced specialists who might be located anywhere in the world with the portable Video Teleconferencing Center (VTC), also developed by the Army Research Laboratory. The VTC consists of three cameras—a steerable TV camera, a hand-held camera, and a document camera. There is a TV monitor, a modem for satellite communications, and a computer to operate the system. Many of the components are commercially available items that have been reconfigured to withstand the shock and vibration found in the military environment.

Besides helping on the battlefield, the VTC can support more routine medical care. For example, medical personnel in an isolated field hospital might find patients with infections or medical conditions they are not familiar with or that they have had limited experience in treating. The VTC permits field-hospital personnel to confer with a specialist at a major medical center or large hospital.

The VTC not only means faster treatment for patients but can result in considerable cost savings since the patient does not have to be transported to a major medical center to be diagnosed and treated. It can cost thousands of dollars to transport a soldier from Europe or Korea to the
(Continued on page 72)

JOHN PIVNICHNY


Have you ever experienced the frustration of turning on your battery-powered radio and finding out after only a few minutes of use that the battery needs recharging? If you only had a meter that told you how low the battery pack was getting the last time you used the radio, you could have recharged it between uses. The FuelGauge presented here is just the thing you need to monitor battery level and intelligently schedule recharges.

Accurately Measuring Battery Capacity. As the charge in a battery gets used up, the terminal voltage decreases. That is true for all types of batteries, including NiCd, lead-acid, nickel-metal-hydrate, and even non-rechargeable alkaline or zinc-carbon cells. Each type of battery has its own characteristic curve, which can be used to find the percentage of charge left based on the terminal voltage. A typical curve, shown in Fig. 1, is for a 7-cell NiCd pack. By accurately measuring the voltage of a battery pack, the state of charge can be found by referring to the battery type's characteristic curve. The FuelGauge does that calculation for you automatically.

Accuracy and high sensitivity is extremely important because the voltage change is small compared to the total battery voltage. The voltage reading of a completely discharged battery is almost as high as the voltage when the battery is charged. For that reason, the FuelGauge's circuit features a suppressed-zero method for driving the meter. The meter will read full scale for a fully-charged battery, while dropping down to zero when the battery is completely discharged. That feature allows for the meter to read percent full on a linear scale with 100% at the right, 50% in the center, and 0% at the left.

A second requirement for the circuit is low power drain. It doesn't make much sense to put a charge monitor on a battery pack if it will be a big drain. The FuelGauge is designed to draw just a little more than the current needed to move the meter needle itself. The total drain to run the FuelGauge is less than 2 milliamperes when measuring a full charge.

BUILD THE FUEL GAUGE— A CAPACITY INDICATOR FOR YOUR BATTERY PACK



Know how much charge is left in your batteries with this easy-to-build project.

Circuit Description. The circuit that the FuelGauge is based on is shown in Fig. 2. Zener diode D1 creates a reference voltage to which the battery voltage is compared. The diode specified has a breakdown voltage of

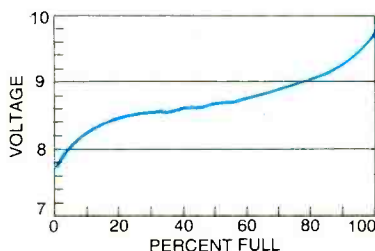


Fig. 1. All batteries have a characteristic discharge curve like this one. If you measure the no-load voltage of a battery and look up the reading on the battery's discharge curve, you will have an accurate way of measuring how much charge is left in the battery.

5.1 volts. That rating will work fine with most 6- or 7-cell NiCd battery packs, as well as 12-volt lead-acid batteries. The circuit may be customized to a particular battery by selecting a unit for D1 that has a voltage rating about 1 volt below the completely-discharged voltage of the battery pack you wish to measure.

Transistor Q1, wired as an emitter-follower amplifier, greatly increases the sensitivity of the circuit over what it would be if R7 were connected directly to the wiper of R6. A further advantage to that arrangement is in reducing the current drain that flows through R1, R2, and R6. By amplifying the current flowing through the resistors, the resistance value can be increased to a very high value, lowering the total current draw of the circuit. Resistor R6 adjusts the meter to read 0

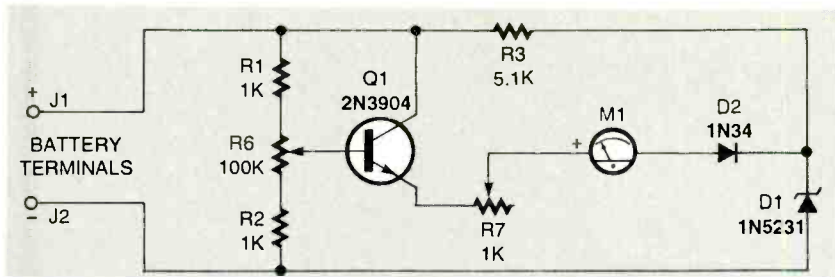


Fig. 2. Here's the basic circuit for the FuelGauge. Since the current flow through a resistor depends on the voltage, this circuit is a very sensitive voltmeter. Using a transistor to amplify the current flow through the resistors allows the circuit to be adjustable over a wide range without wasting any extra power.

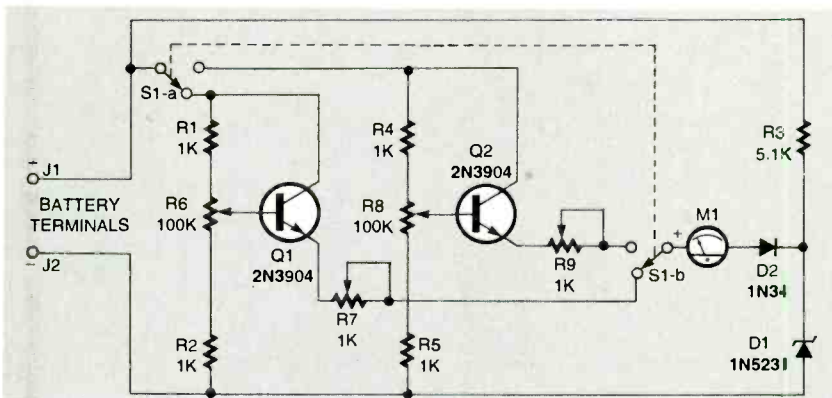


Fig. 3. The dual-use version of the FuelGauge consists of two basic circuits and a switch. Each circuit can be calibrated for a different type of battery, making the FuelGauge very versatile.

milliamps when the battery is completely discharged, and R7 adjusts the meter to read 1 milliamp when the battery is fully charged.

If the FuelGauge is accidentally connected backwards to the battery, current would flow through D1 and M1. The transistor would become reverse-biased, allowing a complete path back to the battery. That situation would allow excessive current to flow through D1, M1, and Q1, destroying them in the process. To protect the FuelGauge and the battery, D2, R1, and R2 are included to prevent any current flow in case the battery is reversed.

A Dual-Use Meter. The versatility of the FuelGauge can be increased by adding a second input circuit. That allows the unit to be calibrated for two different types of batteries. That circuit is shown in Figure 3. A double-pole, double-throw switch, S1, selects one of the two input circuit. One circuit is adjusted to one type of battery, and the other circuit is adjusted to a second type of battery. For instance, one position of S1 may be set to monitor the battery of a hand-held two-way radio, and the second position may be

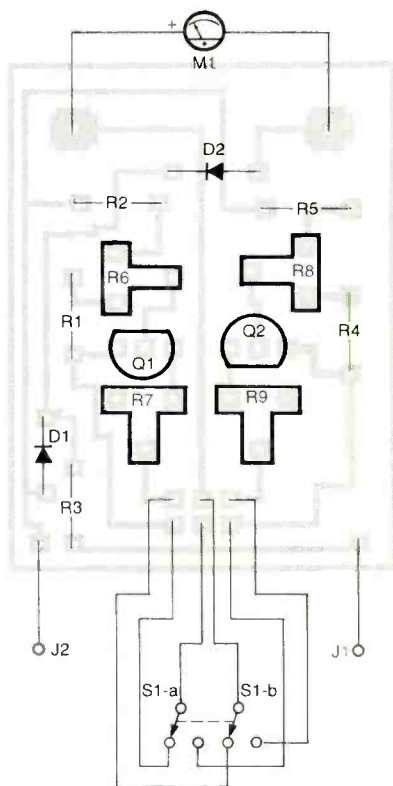


Fig. 4. Here's the parts-placement diagram for the dual-use version of the FuelGauge. If your panel meter's terminals are spaced the same distance as the pads of the PC board, you can mount the board directly to those terminals.

PARTS LIST FOR THE BATTERY FUEL GAUGE

RESISTORS

(All resistors are 1/4-watt, 5% units unless otherwise noted.)

- R1, R2, R4, R5—1,000-ohm
- R3—5,100-ohm
- R6, R8—100,000-ohm, potentiometer
- R7, R9—1,000-ohm, potentiometer

SEMICONDUCTORS

- D1—1N5231 Zener diode
- D2—1N34A germanium diode
- Q1, Q2—2N3904, NPN transistor

ADDITIONAL PARTS AND MATERIALS

- M1—Meter, analog, panel-mount, 0-1 milliamp DC
- S1—DPDT toggle switch, panel-mount
- J1—red binding post
- J2—black binding post
- PC board, case, insulated hookup wire, solder, etc.

Note: The following items are available from: Unicorn Electronics, Inc., Valley Plaza Drive, Johnson City, NY 13790, Tel: 607-798-0250: Kit of all parts (including all electronic components, etched and drilled PC board, drilled case, and meter with fuel scale), \$35.95. Meter with fuel scale, \$18.75. Etched and drilled PC board, \$3.00. Please add \$3.50 for shipping and handling. Please send check or money order with all orders. New York State residents must add appropriate sales tax.

used for a 12-volt lead-acid motorcycle battery.

Construction. The FuelGauge's circuit is simple enough to wire up using standard perfboard. If you wish to use a PC board, a foil pattern for a single-sided board has been supplied. A feature of the PC board pattern is the location of the connection pads for the meter. They are positioned for mounting the PC board directly to the screw terminals of a standard panel-mount meter. As an alternative, you may connect the board to the meter by wires, and mount the board separately in an enclosure.

If you use the foil pattern for a PC board, or buy one from the source given in the Parts List, use the parts-
(Continued on page 74)

A Microphone Primer

MICROPHONES ARE PRECISION INSTRUMENTS. THEY ARE MADE TO CLOSE TOLERANCES AND ARE DESIGNED TO WITHSTAND PHYSICAL PUNISHMENT. DESPITE THAT FACT, THEY NEED TO BE HANDLED CAREFULLY IF YOU WANT THEM TO LAST A

very long time and consistently deliver their best performance.

All microphones are transducers that are designed to take acoustic energy and convert it into electrical energy, which then is used in audio systems. There are acoustic filters built into some mikes that shape the sound before it is converted into electrical energy. Those filters are designed to eliminate unwanted sounds and to tailor the sound to provide a desired effect. One very typical example is the external windscreens that prevent breath pop and reduce wind noise when the microphone is used outdoors. As

article will guide you through the proper techniques for recording each type of musical instrument. One of the most difficult tasks for a microphone is to record a full orchestra. If it is your responsibility to choose and set up microphones for that purpose, you already know the many decisions you must make. Each instrument presents its own special problems. There is no universal microphone that can be used to give maximum performance. The microphone must be selected for its frequency response and other characteristics including its pickup patterns.

TABLE 1

Type of Input	Frequency Range	Type of Mike*
Lead vocals	82 Hz-10 kHz	C, E, D, O, F
A choir(Background)	82 Hz-10 kHz	CP, O, C, F
Piano	30 Hz-5 kHz	CP, D, O
Strings	30 Hz-8 kHz	CP, E, C
Woodwind	30 Hz-4 kHz	C, CP, E, D
Brass	40 Hz-1 kHz	C, D
Guitar	70 Hz-1 kHz	C, E, D
Percussion	40 Hz-10 kHz	C, CP, E

*O—Omni, C—Cardioid, H—Hyper C, F—Figure 8, CP—Capacitor, E—Electret, D—Dynamic

another example, inside most microphones, you'll find a small disk with many holes punched into it some specific pattern. That is a filter for acoustic waves at specific frequencies. The device is called a Helmholtz filter and it acts as a frequency-response shaping device.

Whether you are a hobbyist making recordings for fun, or a professional setting up for a live recording session, this

Every microphone has specific characteristics. This article is only a guide to making better recordings. Your personal experiences in real applications will be your best guide. If the finished recording tells the story that you feel is right, then you have achieved your goal. The art of audio recording is a matter of taste. Part of the process is scientific, and part is art. Art is very subjective. My job is to give

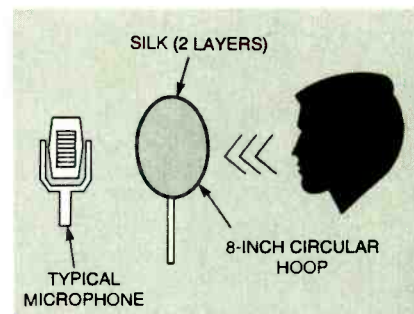


FIG. 1—AN ACOUSTIC FILTER placed in front of the microphone helps with the clarity of recording the P's and T's of a soloist's voice.

you the scientific part and leave it to you to provide the art (sometimes akin to black magic).

Let's look at a specific example. We have to record a lead vocal, back up singers, string section, piano, woodwinds, brass, percussion and guitars. That can be done with a multi-track machine. Here, each section is recorded separately, and we later mix down into either stereo and/or mono tracks. The instrument listing is a definition of an orchestra. Each part presents its own specific problem that must be solved. We attack the problem by first looking at the range of frequencies that each orchestra segment will handle. Table 1 shows the breakout for this example.

That chart is not the ultimate selection guide. Your personal experience is always the best guide to microphone selection. The proper choice of a microphone will surely enhance the quality of any recording you make. Proper equalization will also enhance the quality of the finished work. The best thing you can do for your recording is to capture the audio as faithfully as possible before doing anything with it. Equalization and signal processing should be used sparingly.

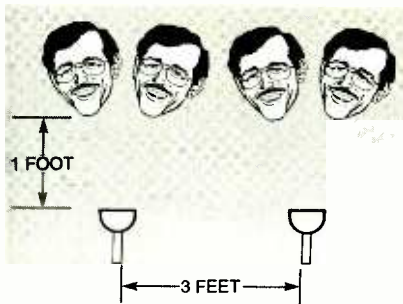


FIG. 2—RECORDING A GROUP OF SINGERS can be handled with two microphones positioned three feet apart and one foot in front of them.

Dealing with Vocals

Solo vocal recordings are very difficult to handle. Any small imperfection will cause all kinds of trouble during the recording process. The “P” and “T” sounds are always a great problem. Figure 1 shows one way of handling the situation. There, an acoustic filter made up of two layers of silk is placed in front of the microphone itself. The “S” sound is another problem; however it is generally handled by an electronic device.

The distance between the vocalist and the front of the microphone is also important. I find that 19 to 20 inches works well. The distance can be changed if the vocalist can control their projection (how loud they are). Remember, overloads will lead to distortion.

The microphone should have some warmth to its sound to help make the final recording sound natural. The natural increase in level in the 1 to 3-kHz band will add presence. A microphone designed for vocals will already have that feature built into it. If not, one can always increase that feature in the mixing console.

The next type of recording is a group of back-up singers, or perhaps, a small choir. For our example let's deal with a group of four singers and all the possible combinations of miking them. Figure 2 shows an arrangement of four singers and two microphones. The important fact is that these people and microphones are not in a vacuum. They are in a room with all its accompanying problems. Therefore, it is important to know the room where the recording is made as it will add or subtract from the tonal quality of sound.

It is also important to make sure that you have the phase considerations right. Strange things happen while recording if phase problems are not fixed. You can get cancellations and adding of effects in

the recording, and those are things you do not want to have.

String Instruments

Strings, including violins, violas, cellos and double bass, are usually recorded in a group. Figure 3 shows how the instruments are usually arranged. All string instruments have one thing in common; they are all based on vibrating strings that do not radiate sound directly. Their sound slices through the air, hardly moving it at all. Instead, the sound that we hear is transmitted to the instrument's sounding board through a bridge. The rear portion of the sounding board is usually dampened by the human body. The sides of the instrument are also usually stiff due to their size. The high frequencies are usually strongest at right angles to the front panel. The lower frequencies are radiated in an omnidirectional pattern. That is important to understand because the placement and type of microphone will produce different effects.

Therefore, a compromise must be made in the placement of the micro-

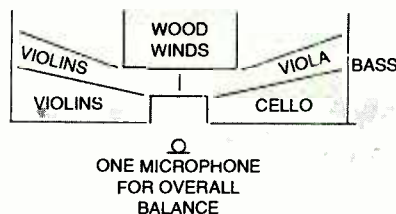
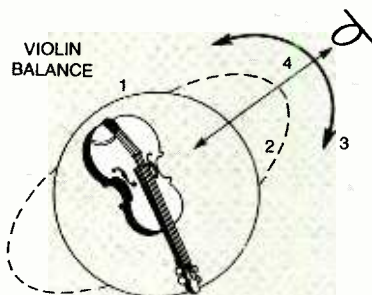


FIG. 3—STRINGS ARE BEST RECORDED as a group. This diagram shows one way to arrange the variety of instruments.



1. LOW FREQUENCY RADIATION
2. HIGH FREQUENCIES
3. MOVE ALONG THIS ARC FOR MORE OR LESS HIGH FREQUENCIES
4. MOVE CLOSER FOR CLARITY: MORE DISTANCE FOR GREATER BLENDING

FIG. 4—SETTING UP TO RECORD A VIOLINIST calls for considering all the factors shown here. The fact that the violin has a limited frequency range does help.

phone. You will need to experiment a bit to develop the best sound for the recording. Figure 4 shows how you might set up the microphone for recording a violin. The lowest note of a violin is 196 Hz. The highest frequencies are about 10 kHz. From that information you can see that a microphone with a limited range would be fine. The viola can be treated the same as a violin, but its low frequency limit is extended.

The cello presents a different set of problems. The frequency of the microphone should extend below 100 Hz at the working distance. If that is not possible, the mixer can handle it. Be sure that no other instruments are in the way of the sound path. A cardioid mike is a good choice here if you plan to mike in solo fashion. A double bass is also popular in many kinds of recording. It must be close miked, several inches from the bridge, and looking down at the strings. A cardioid figure-eight type is recommended.

There are other ideas you can try. Use them and see what delivers the best combination of balance and sound. Try placing a cardioid microphone near the f-hole by the upper strings. A small microphone can be suspended from the bridge. Another suggestion is to try a small microphone wrapped in a layer of foam and suspended by its cable inside the f-hole. The tools are out there for your use. Be creative and learn what does what, so when you are faced with a real situation, you will be ready and able to handle it in the correct manner.

Woodwinds

This category of musical instruments are those that have fingered or keyed holes, with most of the sound generated from the holes rather than the bell. You should try to capture the sound “at the source”. To do that, point the microphone toward the first few holes of the instrument, in front of and above the players for well balanced sound. If some specific sound is important to the musical piece, change the position or use an additional mike in conjunction with the first or primary one. That choice is up to the recording engineer or the musical director. Figure 5 shows how to mike the group with a single microphone and obtain an overall presence of the group. Several microphones may be needed for solo performances. Again, this is up to the recording engineer or the musical director.

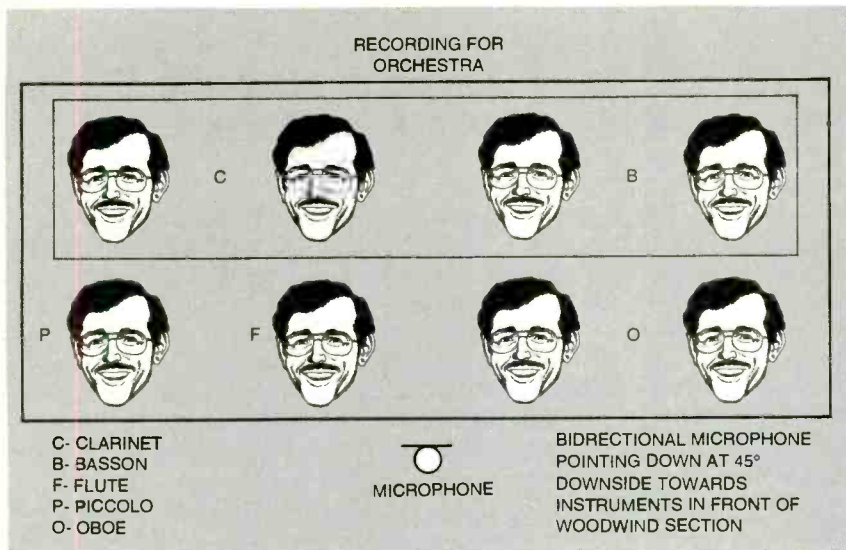


FIG. 5—WHEN RECORDING THE WOODWINDS, use this set up to obtain the presence of the group with a single microphone.

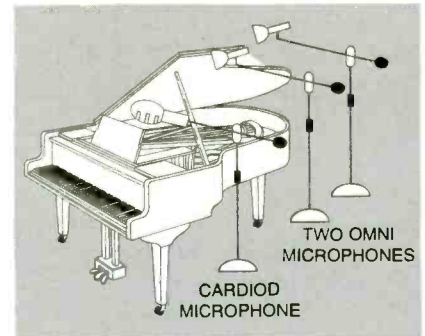


FIG. 7—Here's how to record a piano using the three-microphone technique, one of the popular and proper ways to handle the task.

floor. Although all of those instruments present real problems to the recording engineer, the fix is easy. The correct way to set up your microphone for brass is shown in Fig. 6. It is helpful to use reflecting screens and/or to place the group of horns in some specific way that will maximize the quality of the audio. In the electronic area, the mixing console can increase the effectiveness of those microphones in the 6000 to 9000-Hz region by 2 to 4 dBs.

Percussion Problems

Percussion instruments, including drums, are very important to the overall musical piece. In miking a drum set, the key to a good job is overall balance. The drums themselves produce high acoustic power in the low frequencies. The triangles, cymbals, gong, and snare drum all radiate strongly in the extreme high frequencies (10,000 Hz and above), but with less power. In that situation, the dynamic cardioid microphone is probably the best choice. Several microphones placed in strategic spots will also do the job very well. You can solve the balance problem by placing those microphones carefully and making any needed adjustments at the mixing console.

Pianos, A Special Case

Pianos are modified string instruments. Their strings are struck by little hammers. The strings then vibrate on a sound board. There are two basic types of pianos: the upright type and the grand and baby grand type. Uprights can be miked over the top, which should be left open. A microphone can also be placed inside at the back by the sound board. Experiment to find what delivers the best results. Remember, the recorded sound should be real and not contrived.

The sound recorded should not be
continued on page 74

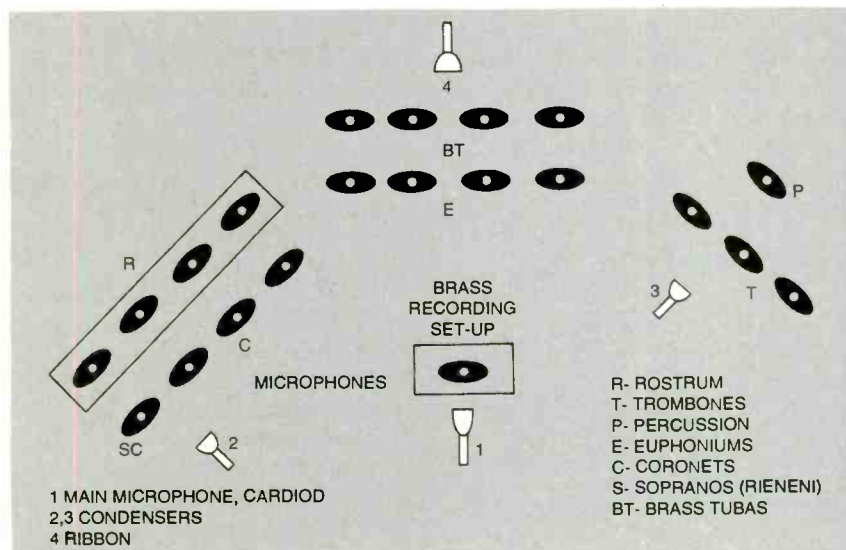


FIG. 6—IF IT IS TO BE DONE properly, taking care of the brass often requires more than one microphone.

Dealing With Brass

The flute presents a special problem. The musician blows across the top of the instrument. Therefore, the microphone should be placed in front of the musician, about a foot away from the instrument. Another choice would be to place it mid-way between the flutist's mouth and the finger position, slightly below the instrument, to eliminate the air flow effect over the mouthpiece.

In popular music, the presence of any one instrument may have to be heard above the other instruments. That can be done by introducing an electronic boost of approximately 5 to 8 dBs, centered in the 2500 to 3000-Hz range. That is something you need to actually try to be sure the desired effect is musically correct.

Brass instruments provide a large dynamic range. That is both good and bad for the recording engineer. Because that possible large dynamic range can hit faster than the fader can be adjusted, it is good technique to place a pad in front of the microphone-preamp input. It is also a very good idea to use microphones with a large dynamic range. The electret condenser microphone fills that need well. The selected microphone must also have low distortion, so it will not add to the overall distortion of the system.

Trumpets or trombones direct their sound straight out of the front of the instruments. The sound of a tuba, by contrast, is directed to the ceiling. The French horn's sound is directed to the

Video, Video Editing, Character Generators, and More

JUST GOT HOLD OF A BRAND NEW VIDEONICS POWERSCRIPT PS-1000 NTSC ANIMATED VIDEO-CHARACTER GENERATOR. IN ADDITION TO ITS MANY IMPRESSIVE FEATURES, THIS IS ONE OF THE FIRST STAND-ALONE UNITS TO EXTEND THE POSTSCRIPT

computer language for work in professional video animation and editing. Thanks to that, you get instant access to nearly unlimited fonts, plus all of the paint and illustration programs. But before we get into more details, I thought it might be a good time to once again go over some basics.

A Few Film and Video Fundamentals

A typical theater film consists of one or more reels of multiple 35 millimeter or larger frames. The main difference between a single frame of a motion picture and a slide from your home 35mm camera is that the frames are usually arranged landscape across a film, rather than portrait along it.

During projection, the frame gets violently jerked into position by the *film gate*, held there, then violently jerked away using a *Geneva Stop Mechanism*. A rotating shutter behind the film then illuminates each frame *twice*, projecting your image through optics to the screen.

Each illumination can be called a *field*. There are usually 48 fields per second and 24 frames per second. The most significant reason for two-fields-per-frame is to reduce the *flicker*. Depending on a few highly subjective factors, less than 40 fields per second or so might seem to blink badly. More than 40 fields per second will be perceived by the eye and the brain as continuous motion.

Black and white television largely

tried to imitate film. But unlike film, early video was only able to "project" one single dot at a time. And all that could be controlled was that dot's position and brightness. A typical early television set had an electron beam in its CRT (cathode ray tube) scan rapidly to the right and slowly downward. Every trip across the screen generated one *horizontal scan line*. As before, each completed downstream trip was a *field*.

A sneaky trick called *interlace* scanning was used to try and improve the flicker. As with movies, two fields per frame were used. Only this time, the odd field started in the upper middle, scanned on down and finally ended up at the extreme right

of the screen bottom. The even field started in the upper left, scanned on down and ended up at the bottom middle. The eye then combines the two fields into one single frame.

At the time, interlace sounded like a good idea. It very much reduced the flicker and bandwidth, and it worked just fine for *Captain Video* or *Roller Derby*. But interlace reduces flicker only if adjacent scan lines are pretty much the same. Unfortunately, interlace is totally useless for character displays or other high resolution video because the adjacent lines are rarely similar—especially on the dots in small characters.

Original b/w TV used a *horizontal scan frequency* of 15,750 hertz and a *vertical field frequency* of 60 hertz. Even and odd fields both had 262½ scan lines for a 525-line total.

The *vertical resolution* of a simple video display is set by the number of scan lines. The *horizontal resolution* depends on the *channel bandwidth*, or how fast you can

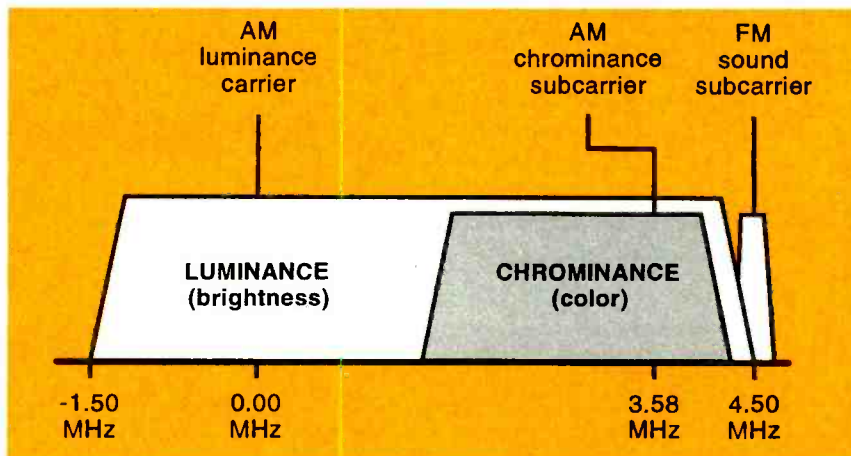


FIG. 1—THE NTSC COLOR TV broadcast channel. The chroma and luminance sampled data spectra do not share identical frequencies. Instead, their energy distributions magically interleave with each other. Vestigial sidebands improve fringe reception. Chroma bandwidth is low and depends on color.

**new from
DON LANCASTER**

ACTIVE FILTER COOKBOOK

The sixteenth (!) printing of Don's bible on analog op-amp lowpass, bandpass, and highpass active filters. De-mystified instant designs. \$28.50

CMOS AND TTL COOKBOOKS

Millions of copies in print worldwide. THE two books for digital integrated circuit fundamentals. About as hands-on as you can get. \$28.50 each.

**INCREDIBLE SECRET
MONEY MACHINE II**

Updated 2nd edition of Don's classic on setting up your own technical or craft venture. \$18.50

LANCASTER CLASSICS LIBRARY

Don's best early stuff at a bargain price. Includes the CMOS Cookbook, The TTL Cookbook, Active Filter Cookbook, PostScript video, Case Against Patents, Incredible Secret Money Machine II, and Hardware Hacker II reprints. \$119.50

LOTS OF OTHER GOODIES

Ask the Guru I or II or III	\$24.50
Hardware Hacker II, III or IV	\$24.50
Micro Cookbook I	\$19.50
PostScript Beginner Stuff	\$29.50
PostScript Show and Tell	\$29.50
Intro to PostScript Video	\$29.50
PostScript Reference II	\$34.50
PostScript Tutorial/Cookbook	\$22.50
PostScript by Example	\$32.50
Understanding PS Programming	\$29.50
PostScript: A Visual Approach	\$22.50
PostScript Program Design	\$24.50
Thinking in PostScript	\$22.50
LaserWriter Reference	\$19.50
Type 1 Font Format	\$16.50
Acrobat Reference	\$24.50
Whole works (all PostScript)	\$380.00
Synergetics Surplus Catalog	FREE
Technical Insider Secrets	FREE

POSTSCRIPT SECRETS

A Book/Disk combination crammed full of free fonts, insider resources, utilities, publications, workarounds, fontgrabbing, more. For most any PostScript printer. Mac or PC format. \$29.50

BOOK-ON-DEMAND PUB KIT

Ongoing details on Book-on-demand publishing, a new method of producing books only when and as ordered. Reprints, sources, samples. \$39.50

THE CASE AGAINST PATENTS

For most individuals, patents are virtually certain to result in a net loss of sanity, energy, time, and money. This reprint set shows you Don's tested and proven real-world alternatives. 28.50

BLATANT OPPORTUNIST I

The reprints from all Don's Midnight Engineering columns. Includes a broad range of real world, proven coverage on small scale technical startup ventures. Stuff you can use right now. \$24.50

RESOURCE BIN I

A complete collection of all Don's Nuts & Volts columns to date, including a new index and his master names and numbers list. \$24.50

FREE SAMPLES

Check Don's Guru's Lair at <http://www.tinaja.com> for interactive catalogs and online samples of Don's unique products. Searchable reprints and reference resources, too. Tech help, hot links to cool sites, consultants. email: don@tinaja.com

FREE US VOICE HELPLINE

VISA/MC

SYNERGETICS
Box 809-NV
Thatcher, AZ 85552
(520) 428-4073

CIRCLE 205 ON FREE INFORMATION CARD

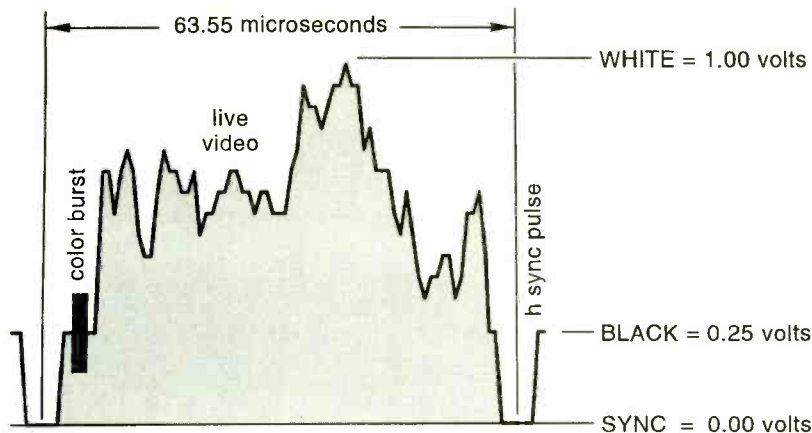


FIG. 2—A TYPICAL NTSC HORIZONTAL scan line. The blanking interval between lines gives the electron beam time to reset. Over time, a lot of additional information has been placed in the blanking interval.

change the video information. Because of bandwidth limitations of broadcast TV channels, their video bandwidth was limited to four megahertz or so, though cheap sets didn't even offer that much.

That made both the horizontal and vertical resolution nearly the same. Nobody knew at the time that they were severely restricting their ability to show alphanumeric data. Unless you go to some very sneaky tricks, it is quite difficult to display more than 40 characters across the screen of a normal TV.

Actually, it is hard to display even that many. In the early days of TV, voltage regulation was an unheard of luxury. To prevent ugly black stripes from showing up on the sides and tops of home TV sets, manufacturers *overscanned*, purposefully wrapping the picture around the unwatchable sides of your receiver. Which leads to the concept of the *safe area* or *safe title area*.

The safe area is that blob in the middle of the screen where you are reasonably sure to be able to read an entire message regardless of the set it is displayed on. Any decent TV camera person knows to always keep the action and interest inside the safe area, and that certainly applies to all video titles.

NTSC Color

In the early fifties, manufacturers, broadcasters, and the government devised a scheme to add color to broadcasts without rendering existing black and white TVs obsolete. The result was today's utterly horrible NTSC color system, which is disparagingly referred to as *Never the Same Color*.

Under that system, three pieces of

information are needed to specify a *pixel* in a given screen position: the *bue* (the color), *saturation* (how much white has to be mixed with the color), and the *brightness* (how much energy the pixel radiates). The brightness is easy enough; you use the existing b/w signal. What remains is some way to include the hue and the saturation. Let's see how that was done.

Monochrome TV is an example of a *sampled data system*. Look into the spectrum, and you'll find clumps of harmonic energy repeating in 15 kHz spaced steps, but there is very little energy in between. Thus, there will be a lot of repeating "holes" in the spectrum of a monochrome video signal. So, the color information was placed onto a carefully designed *subcarrier* that more or less filled the holes in the existing signal. That subcarrier was at the magic frequency of 3.579545 megahertz.

To make everything work, numbers were adjusted slightly, ending up with a horizontal scan rate of 15,735 hertz and a 59.94 vertical field rate. Many compromises were involved. Not the least of which was restricting your color bandwidth so that a color could only be specified over a small group of pixels.

Figure 1 shows us what a typical 6-MHz wide NTSC broadcast TV channel looks like. The full upper sideband and a *vestigial* (or reduced) lower sideband is used. The vestigial lower sideband increases the received energy in the sync pulses and gross picture energy for improved reception in weak signal areas.

The black and white (or the color luminance) material gets amplitude modulated onto the RF carrier. The color

information gets placed on a 3.579545-MHz color subcarrier, where it nicely plops into the "holes" of the b/w luminance spectrum. The phase of that subcarrier sets your hue, and the subcarrier strength sets the saturation. A second narrow subcarrier at 4.5 MHz is frequency modulated for sound.

To reduce *Moiré* effects and color artifacts, the color subcarrier phase gets reversed on every line and every frame. Thus, your basic transmitted "unit" consists of two frames, or four fields. That fact is important for serious video editing, where it always pays to work in synchronized units of two frames, and four fields, of which you get 15 per second.

Figure 2 shows us one scan line of NTSC color video. You'll find an *active* portion of the scan line where video actually gets sent. There is a *retrace* portion of the scan line that gives the set a chance to get back from right to left to start the next line. That retrace portion is also known as the *blanking interval* since you obviously do not want anything to show whenever an electron beam is resetting itself.

You have to fully synchronize the transmission and reception of a TV signal. Fail to do so and the picture rolls, tears, or provides wildly wrong colors. Three synchronizing features are required. A *horizontal sync pulse* takes place once each scan line. It is used to lock individual scan lines. A much larger and longer *vertical sync pulse* happens once each field. It is used to lock entire fields together. The vertical sync is fairly fancy: It has to keep providing useful horizontal lock information and also provide for the *equalizing pulses* that properly set up interlace.

Over time, other useful stuff also got put into the blanking interval. That includes such things as test and color-quality signals, closed captioning, data services, and various timing signals.

Color locking is both the trickiest and your most critical. A color burst of eight cycles of 3.579545 MHz is placed in the blanking interval on the *back porch* of your horizontal sync pulse. This reference burst can get captured with a sampled phase-locked loop or a similar circuit to provide a continuous *zero-phase reference*. That new zero-phase reference then synchronously demodulates out that chrominance subcarrier into hue and saturation information. To improve the flesh tone stability, the "I" (in-phase) and "Q" (quadrature) reference channels

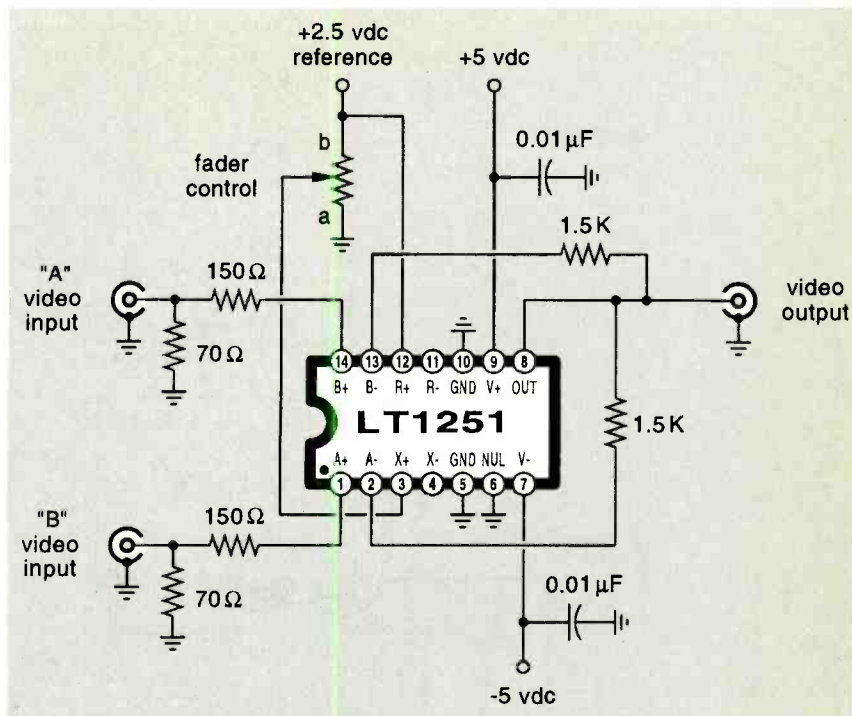


FIG. 3—AN ANALOG VIDEO FADER using the new Linear Technology LT1251. Both inputs must be fully synchronized at all times. An external input or a D/A converter may be substituted for the potentiometer shown.

are offset by 33 degrees. Video-amplitude levels are more or less standardized, with white being defined as 1.0 volts, black around 0.25 volts, and sync as "blacker than black" at 0.0 volts.

Enter Computers and VCRs

All of that was fine for stuffing blurry terrestrial broadcast TV into the narrow channels receivable by cheap electronics, but it is totally useless for presenting any modern computer and arcade video-game data. The four key problems that make NTSC worthless for serious computer or multimedia use are: (A) not enough bandwidth to present more than 40 characters across the screen; (B) the interlace that causes small text to flicker badly; (C) overscanning that hides all of the corners and much of everything else; and (D) the jamming of the chroma and the luminance into the same frequency band where they are hard to completely separate.

The *Apple II* was the first major color computer. It used some sneaky tricks to work around NTSC limits. For example, a side-by-side green and purple dot was used for one white pixel. Orange and blue were later added by a phase-shift scheme. Instead of letting the color phase subcarrier alternate each field and on each line, elegant timing kept color phasing the same, making it all possible.

Rather than minimizing color-subcarrier artifacts, their entire display was nothing but one giant (and most brilliantly conceived) color-subcarrier artifact!

The monitor image size was reduced so you could view your corners free of overscan. Eventually, a monochrome 80-column text display was added, but only on a custom b/w video monitor having a bandwidth that was much higher than that of a typical home TV set.

The videocamera, videodisk, and VCR folks then stepped in with some improved variations on NTSC. Those included such things as raising its effective bandwidth and placing the chroma subcarrier into a high band where it was easier to separate from the luminance.

Creating New Video Standards

Most serious high-end computers, the professional video producers, and most multimedia systems don't use NTSC or any variation of it. Instead they use *component color* in which you'll find three or four totally separate channels to provide for fully isolated color information. Three of these channels are usually for red, blue, and green, with any sync signals normally provided on the green channel.

The optional fourth RGB channel has several possible uses. The video folks call

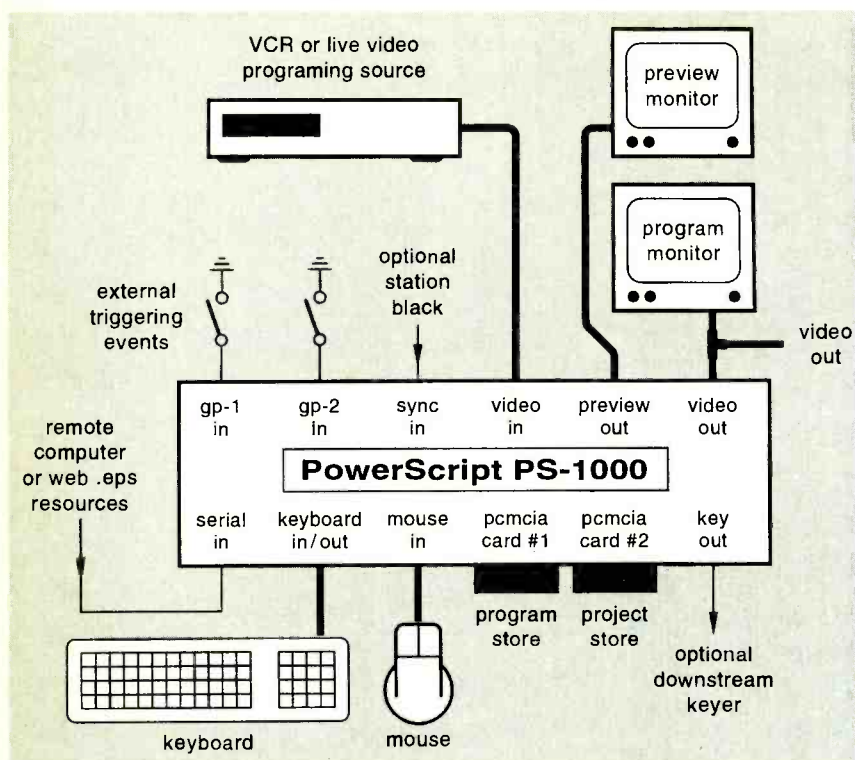


FIG. 4—THE POWERSCRIPT PS-1000 is a powerful new character generator from Videonics. A typical hook up is shown here.

it the *alpha* channel, and apply it to set the *keying* or to define the *transparency* of an overlay. One obvious purpose of transparency is to allow the selective fade in and fade out of a message screen.

Component RGB gives you much higher resolution. That's done first by increasing the number of non-interlaced scan lines, second by increasing the video bandwidth so that more color changes per line could get displayed, and third by providing unique color information for each pixel.

Various new schemes can reduce video bandwidth. *Compression* is any coding scheme that can remove any redundancy from a video picture so that only the essential information has to be sent or stored. Examples include JPEG for stills or MPEG for video. There are also vastly better, newer methods that use *wavelets* or *fractals*. Compression can be *lossless* (everything comes back exactly) or *lossy* (where an acceptably degrading approximation is made).

Since the eye is not nearly as good at spotting color changes compared to brightness changes, one color can sometimes be shared by two or more pixels, which leads to a whole new set of digital video standards with names like (4-2-2) color.

Sneaky tricks can also be played to

improve what you see on screen. One is line doubling, where twice as many scan lines are placed down at double speed. There is no new real content, but the scan lines are now not nearly as obvious. *Genesis* is one supplier for line doubling chips.

Another trick is *anti-aliasing*, in which "slightly blurred" lines or dots are substituted. That eliminates the "jaggies" on slanty lines and greatly improves small text legibility. For instance, the text smoothing of Adobe Acrobat 3.0 can easily let you view three columns of tiny text on an ordinary computer monitor. See any of my MUSE, RESBN, or BLAT files for ongoing examples.

Much more information on the video and movie standards is available through SMPTE (Society of Motion Picture and Television Engineers).

Character Generators

A *character generator* used to be any scheme for overlaying words and graphics on an existing video stream. But these days, we have stand-alone character generators or full video-production editing systems. A stand-alone character generator does characters and art, limited wipes or fades, and limited animation all by itself. A video-production editor (such as Newtek's Video Toaster or Video Flyer)

often includes paint programs, keyers, full 3-D animation, and lots of other features at higher costs. If you are interested in learning more on editors, check out *Video Toaster User* and *Lightwave* magazines.

We'll note in passing that there are three main video-editing schemes in use today: *cuts only*, *A-B roll*, and *nonlinear*. Cuts-only is the simplest and cheapest, but only permits fade-to-black transitions and is similar to splicing two pieces of film. With A-B roll, the new content is overlaid on top of an existing live or VCR input, giving you unlimited fade and wipe options. With nonlinear editing setups, one or more disk drives replaces the input feed, giving total random access to any sequence at any time.

Regardless of the type, here are four character-generation rules that should be followed: (1) Everything has to follow the exact same video standard. (2) Everything has to be stable. (3) Everything must be fully locked together. And finally, (4) Content must be compatible with the chosen video standard in use.

The process of locking everything together is known as *synchronization*. Your simplest synchronizer is a *gen lock* where you simply grab input sync pulses and count them to locate a desired position on screen. Simple gen locks are useful for such things as picture-in-picture, time codes, or for use with close captioning.

More desirable is *station-master sync* or *station black*, where a single timing source can be used to lock all cameras and processors together.

The *frame grabber* lets an entire input frame or pair get caught and stored in memory. Frame grabbing lets you handle such tricks as *chroma keying*, where new material replaces anything blue.

The fanciest locker of all is the *format converter*, where the input fields are digitized and written into a memory, changing them into some acceptable number of pixels and scan lines for the intended output video standard. Dual Port RAM chips greatly ease the design of format converters.

For synchronization, one or more additional *time base correctors* might be needed. A VCR is an unavoidably imprecise mechanism. Because tape stretches, slight jitter is inherent in any VCR-generated video. The time base corrector takes out that jitter and restabilizes. Time base correctors are *essential* any time videotape is in use as an input in the edit process.

A VIDEO RESOURCE SAMPLER

A brand new video fader chip useful for character generation is shown in Fig. 3. The video fader lets you smoothly mix two video signals anywhere from all of input A, up through fifty-fifty, to all of input B. Inputs A and B have to get locked together and (if needed) time base corrected for a fader to work.

Older faders were analog and had a classic "T" handle on them. Push the handle up to fade in your title. Pull it down to return to your main program feed. The latest of faders are totally digital and capable of changing on a pixel-by-pixel basis. Being able to instantly switch or fade on the pixel-by-pixel basis lets you do *keying*; one example of that is substituting a weather map for the blue screen that is behind the weather person. Another example is to switch in only individual opaque letters over background video. The latter trick is what the previously mentioned alpha channel is all about. Content on a simple alpha channel can be thought of as a *mask*. Fancier alpha channel uses permit transparency.

Important sources of video faders and other chips useful for character generators include Analog Devices, Linear Technology, and Maxim.

The Videonics PowerScript PS-1000

Now, lets get back to where we started. The PS-1000 NTSC is one premium (\$3000 list) stand-alone character generator having some innovative and unusual new features. It is intended mostly for serious amateurs, for interpretive kiosks, smaller TV-station sports and weather departments, or for use with local cable front ends.

Innovations include superb 17-ns switching and using a clone of the PostScript language for zillions of high quality fonts and unlimited art. Editing is arranged by objects, pages, and projects. The supported objects include text, graphics, time displays, and anything you can represent as an .eps PostScript file.

Just as any PostScript printer will compose to paper, their PostScript language instead composes PostScript objects to a color video screen. The unit is basically a rack-sized, inch-high dedicated computer having the usual keyboard and mouse. Inside is a power supply, a custom 40-Mhz computer that looks vaguely 486ish, and a video switcher/fader card.

The menu-driven graphics seem roughly comparable to Windows 3.1 or

B&H Photo-Video
119 West 17th St.
New York, NY 10011
Tel: 800 947-1175

Black Range Films
Star Rt. 2 Box 119
Kingston, NM 88042
Tel: 505 895-5652

Cinefex
Box 20027
Riverside, CA 92516
Tel: 909 781-1917

Computer Graphics World
10 Tara Blvd. 5th Flr.
Nashua, NH 03062
Tel: 603 891-0123

Digital Creativity
470 Park Avenue S, 7N
New York, NY 10016
Tel: 212 683-3540

Digital Magic
10 Tara Blvd., 5th Floor
Nashua, NH 03062
Tel: 603 891-0123

EMedia
649 Massachusetts Ave., #4
Cambridge, MA 02139
Tel: 617 492-0268

Film & Video
8455 Beverly Blvd., #508
Los Angeles, CA 90048
Tel: 213 653-8053

Imaging Magazine
12 West 21 St.
New York, NY 10010
Tel: 212 691-8215

MIX Bookshelf
6400 Hollis St., #12
Emeryville, CA 94608
Tel: 800 233-9604

Multimedia Producer
701 Westchester Ave.
White Plains, NY 10604
Tel: 914 328-9157

New Media
901 Mariner's Island, #365
San Mateo, CA 94404
Tel: 415 573-5170

NewTek
1200 SW Executive Dr.
Topeka, KS 66615
Tel: 800 847-6111

PC Graphics & Video
201 E Sandpointe Ave., #600
Santa Ana, CA 92707
Tel: 714 513-8400

Photo Electronic Imaging
57 Forsyth St. NW, #1600
Atlanta, GA 30303
Tel: 404 522-8600

SMPTE
595 W Hartsdale Ave.
White Plains, NY 10607
Tel: 914 761-1100

3D Design
600 Harrison St.
San Francisco, CA 94107
Tel: 415 905-2200

TV Technology
5827 Columbia Pike, #310
Falls Church, VA 22041
Tel: 703 998-7600

Video Toaster User
411 Borel Ave., #100
San Mateo, CA 94402
Tel: 415 358-9500

Videonics
1370 Dell Avenue
Campbell, CA 95008
Tel: 408 866-8300

so, but with cruder resolution since they do have to display on an NTSC screen. One or more PCMCIA cards serves as program and project storage.

A typical setup using the device is shown in Fig. 4. You input live or VCR video in an NTSC or Y-C format. You hook a composite monitor to the preview output. You hook a second monitor (and your output feed, your recording VCR, or whatever) to the NTSC or Y-C program-output jacks.

An external computer or even the web can get used to input fonts and .eps graphics. Serial comm and PPP network protocols are supported. You can also insert an Ethernet card into the second memory slot.

The absence of an alpha channel in PostScript level II is gotten around by using CMYK color, and by then sneakily redefining the "K" or black channel as alpha transparency.

The 2-D animation is somewhat restricted, but the unit is otherwise impressive. You can crawl, slide, or bounce your message or artwork around, even changing its color or size as you go along. The pages can be much larger than your screen. "Tweening" is automatic. Set the initial and final point of any move, tell PostScript how long the motion is to take, and it handles all the rest for you. Curved paths are done with key frames. Most of their effects can be done in real time, and those can be externally synchro-

NAMES AND NUMBERS

Adobe Acrobat
1585 Charleston Rd.
Mountain View, CA 94039
Tel: 800 833-6687

Analog Devices
PO Box 9106
Norwood, MA 02062
Tel: 617 329-4700

Butterworth-Heinemann
313 Washington St.
Newton, MA 02158
Tel: 617 928-2500

Coriolis Books
7339 E Acoma Dr., #7
Scottsdale AZ 85260
Tel: 602 483-0192

Digital Graphics
2800 W Midway Blvd.
Broomfield, CO 80020
Tel: 303 469-5730

EOM
13741 E Rice Place, #200
Aurora, CO 80015
Tel: 303 690-2242

GEMI Store
PO Box 3623
Littleton, CO 80161
Tel: 888 333-GEMI

Genesis Microchip
2111 Landings Drive
Mountain View, CA 94043
Tel: 415 428-4277

Linear Technology
1630 McCarthy Blvd.
Milpitas, CA 95035
Tel: 408 432-1900

Maxim
120 San Gabriel Dr.
Sunnyvale, CA 94086
Tel: 800 998-8800

Raychem
300 Constitution Drive
Menlo Park, CA 94025
Tel: 800 227-7040

Semtech
652 Mitcher Road
Newbury Park, CA 91320
Tel: 805 498-2111

SGS-Thomson
1000 E Bell Rd.
Phoenix, AZ 85022
Tel: 602 867-6259

Synergetics
Box 809
Thatcher, AZ 8555
Tel: 520 428-4073

Butterworth Heinemann as my brand new publisher. Autographed copies are available from my company, Synergetics, either by themselves or as a portion of the bargain priced *Synergetics Classics Library*. I also still have a few mint Tek 1230 logic analyzers and pods from our recent surplus sale.

As usual, most of the mentioned resources show up in the Names and Numbers or Video-Resource Sampler sidebars. Be sure to check there first before you visit my www.tinaja.com website or call our US technical help line. **EN**

**Education?
Retirement?
Peace of Mind?**

**You have
your reasons.**



No matter what you're saving money for, U.S. Savings Bonds make sense. They're backed by the full faith and credit of the United States. They earn interest for up to 30 years. And their value is guaranteed to grow at market-based rates.

Ask your employer or banker about saving with U.S. Savings Bonds.

Or for a recorded message of current rate information, call 1-800-4US-BOND 1-800-487-2663



A public service of this magazine

nized by using the GP timing inputs, but fancy fonts and complex graphics may impose minimum scene display time limits.

Lots of other *Videonics* machines and software are available over a broad price and performance range. The Videonics web site can be found at www.videonics.com.

I've gathered more video stuff into this month's resource sidebar.

Names and Numbers

New from SGS Thomson is their ST7537 power line modem circuit for home automation. From Raychem, there's a new *Circuit Protection Databook*. From Semtech comes their *Battery Power Management Products* catalog.

An innovative source for the latest and best in computer language books and such is Jeff Dunteman's Coriolis Books. They have both a free catalog and a web site at www.coriolis.com. Five of their latest titles include *Java Database Programming*, an updated *The Power Mac Book* second edition, the *Sybase Client/Server, Networking with NT4*, and *Real-World Internets*. Most come with companion CDs. I've got a link to them on my *Guru's Lair* at www.tinaja.com.

Two newer trade journals: *Digital Graphics* on big color printing for posters, billboards, or vehicles and *EOM* for geographic, mapping, and earth information. One of the *EOM* advertisers is THE GEMI Store, who offer high resolution aerial photos of anywhere in the world for as little as \$10 per square mile.

More on sonoluminescence can be located in the Nov 1st, 1996 issue of *Science* on pages 718-719. Unusual resources and materials for print shops and home publishing appear in the *Helene's Hotline* online newsletter. To sign up, e-mail bottalk@printer-net.com and put the single word *subscribe* in the body of the message.

A reminder here that my *CMOS Cookbook* is now back in print with

NEED HELP?
Phone or write all your US Tech Musings questions to:

Don Lancaster
Synergetics
Box 809-EN
Thatcher AZ, 85552
Tel: 520-428-4073

US email: don@tinaja.com
Web page: <http://www.tinaja.com>

The Four-Year Electronics Degree Program That Really Hits Home!

Bring The Technology Home With A Bachelor Of Electronics Engineering Degree. No Hassles. No High Cost!



Now's the time to prepare for a profitable career.

We've lowered the cost of higher education.

It's true! You can earn a four-year Bachelor of Electronics Engineering Technology degree today ... and prepare yourself for a high-paying electronics career ... without quitting your job or ever leaving your home. Because World College, an affiliate of the Cleveland Institute of Electronics, offers you the total flexibility of independent study programs proven effective for people like you who truly want to succeed! World College independent study lessons help you build valuable skills

**Mail/Fax Today
or Call
1-800-696-7532**

step-by-step, and expert instructors are personally available to you with a toll-free call. What a way to earn an education!

A world of opportunity.

Where is your career headed? With a four-year bachelor's degree from World College, you call the shots, choosing from incredible, high-paying opportunities in electronics, telecommunications, computer, electrical power, and many other growing fields.

World College gives you the skills, the knowledge, the power to take advantage of your best opportunity in electronics. And you can do it all at your own pace!

Without leaving home.


World College continually works to provide its students with the most advanced education tools. From the latest equipment and reference books to breakthrough computer-simulated experiments, students are exposed to the latest technological advancements.

All the equipment, parts, and software you need are included in your affordable tuition, including more than 300 hands-on lab experiments you can complete in your home.

Choose your own pace.

Earn your bachelor's degree on your time — and at your pace — because you pay tuition to World College only as you complete the upper-level semesters close to graduation. The faster you make it through, the less you pay. So you have an incentive to make your future happen quickly — yet the freedom to choose your own pace!

Send today for your FREE course catalog — and give yourself that future you've always wanted — with an electronics degree education from World College.



Take charge of your future in electronics.

Four Powerful Reasons To Connect With World College Today:

- 1. Earn your four-year degree!**
- 2. Self-paced training!**
- 3. Independent study in your home!**
- 4. Expert instruction!**

Give Me The Power!

Send me a FREE World College course catalog today!



(Please Print Neatly)

Name _____

Address _____

City _____

State, Zip _____

Phone () _____

Age _____

**For faster service, call
1-800-696-7532,
or call
1-804-464-4600.
Or fax this coupon to
1-804-464-3687.**



Lake Shores Plaza
5193 Drive, Suite 113
Virginia Beach, VA 23455-2500



Affiliated with
Cleveland Institute of Electronics
WAE46

BATTLEFIELD MEDICINE

(Continued from page 57)

United States to be evaluated. With VTC, the same evaluation can be done for a fraction of the cost and without the risks sometimes incurred by an evacuation.

The Army Research Laboratory has built some 15 VTCs and a couple are already in service with U.S. peace-keeping forces in Bosnia. Indeed, Hillary Rodham Clinton and daughter Chelsea used the system to communicate with personnel at Walter Reed Army Medical Center in Washington.

On the Home Front. Michael Scanlon, an engineer at the Army Research Laboratory, was sitting on a waterbed in a mall store. Noticing how movement anywhere on the bed made the whole bed move, he

came up with idea for preventing tragic deaths from Sudden Infant Death Syndrome, or SIDS, and a potential technique to save lives on the battlefield.

The result of two-and-half years of development, mostly on his own time and with little financial help, was a special pad that serves as a mattress in a crib or cradle. The liquid-filled pad is made of polychoprene rubber, an acoustically "invisible" material that does not interfere with the transmission of sound when in contact with water. A hydrophone like the ones used by the Navy for underwater sonar work is placed inside the pad to detect the infant's heartbeat and breathing. If either stops, the sensor alerts the parents by transmitter, pager, or alarm. Since the body is mostly water and the pad acts as a fluid extension of the body, the baby and pad are perfectly coupled. The sensor works well even when the infant is wearing clothing or there is a blanket between the infant and the pad. There is also a vibrating mechanism inside the pad to immediately start stimulating the infant to breathe. That greatly increases the chance that the infant can be awakened or resuscitated before suffering harm.

The SIDS detector technology could be adapted to a military role by attaching a pad to the soldier's torso. Medics often get injured or even killed because they go out to help soldiers who are already dead. A medic could interrogate the sensor pad to find out if the downed soldier is breathing or has a heartbeat before he goes after him. The sensor pad could also carry a microphone so the soldier could report on his condition and location, or, with a small video camera, a picture could be transmitted. Other options include a GPS capability to locate the wounded soldier and sensors to mea-

sure vital signs.

Another concept under consideration is a wrist-worn personal status monitor to track vital signs and send out an "SOS" in case of a wound or other trauma. The signal would include the wounded soldier's precise location obtained from a built-in GPS position receiver. No longer would lone soldiers bleed to death after a gunfight because no one knew of their situation.

Some advanced battlefield medical-assistance concepts were even designed by students at the famed Art Center College of Design in Pasadena, California as classroom projects. For instance, two students designed a hand-held thermal oximeter monitoring infusion device (TOMI). The TOMI straps onto the patient's upper arm to administer fluid and medication intravenously while monitoring vital signs. A stretcher was designed using reinforced vinyl with carbon fiber telescoping poles that would fit in a standard army-issue backpack. It has clips that attach to the sides of the paramedic's belts to help support the stretcher.

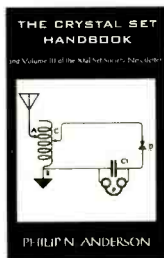
Two other students designed "Vertical," a compact paramedic's unit with various modules that attaches to a backpack frame. Carried by two paramedics, the system combines a lightweight collapsible stretcher in one backpack; another pack carries medical and life support equipment. A digital cervical collar with detachable pulse oximeter monitors the patient's blood pressure, heart rate, and vital signs. Diagnostic information could be downloaded into a patient monitor worn by each medic, which also includes navigation electronics to help in search-and-rescue operations.

Many of those technologies could find their way into the hands of civilian care givers. Indeed, the SIDS detector technology will probably find its way into baby cribs long before it appears under army fatigues. The Medic-Cam concept has many potential applications beyond the battlefield. It could be used in large scale disasters like earthquakes, hurricanes, or terrorist bombings. As the cost goes down, which is likely as most of the components are simply modified commercial items, it could find its way into the typical civilian EMS vehicle. Ω

INSIDE CRYSTAL SETS

An easy-to-read book on crystal set theory and construction opens vistas for novices and pros alike. Build radios like Grandpa did, do it better, and know what you are doing. *The Crystal Set Handbook*, published by The Crystal Set Society, is an authentic guide on the topic.

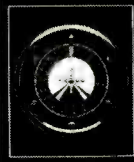
To order *The Crystal Set Handbook*, send \$10.95 plus \$4.00 for shipping in the U.S. and Canada only to **Electronics Technology Today Inc.**, P.O. Box 240, Massapequa Park, NY 11762-0240. Payment in U.S. funds by U.S. bank check or International Money Order. Please allow 6-8 weeks for delivery.



ELECTRONIC GAMES

BP69—A number of interesting electronic game projects using IC's are presented. Includes 19 different projects ranging from a simple coin flipper, to a competitive reaction game, to electronic roulette, a combination lock game, a game timer and more. To order BP69 send **\$8.00 (includes s&h)** in the US and Canada to **Electronic Technology Today Inc.**, P.O. Box 240, Massapequa Park, NY 11762-0240. US funds only. Use US bank check or International Money Order. Allow 6-8 weeks for delivery. MA07

Electronic Games



FOR MORE INFORMATION

Art Center College of Design
1700 Lido Street, P.O. Box 7197
Pasadena, CA 91109

Northrop Grumman Corporation
1840 Century Park East, Century City
Los Angeles, CA 90067-2199

U.S. Army Research Laboratory
2800 Powder Mill Road
Adelphi, MD 20783-1197

Special Prices for Electronics Now Readers. Please mention VIP #4R7!

Your One Stop Component & Computer Source

Call for your FREE catalog!

250-in 1 Electronics Project Board SPECIAL

- All the necessary components and devices to build circuits including: fundamentals, testers, digital/computer circuits, communications, radio/amplifiers, and over 80 appl. circuits
- Includes a manual with a schematic, description and wiring sequence for each circuit • Weight: 4.2 lbs.
- Fold out case size: 12.5"L x 9.8"W x 2.4"H

Part No.	Description	Price
136127	Project board.....	Special \$89.95



Jameco Powered Project Board

- DC power: +5V @ 1A, variable power 0-15V @ 500mA
- Input power: 120VAC @ 60Hz
- Back panel has ground terminal
- Outputs are short circuit protected
- Solderless breadboard with 2420 tie points
- Breadboard size: 7.4"L x 6.8"W
- Box size: 9.8"L x 8.0"W x 2.6"H
- Weight: 6.8 lbs. • One-year warranty

Part No.	Description	1-4	5-9
136258	Powered breadbrd	\$99.95	\$89.95



microEngineering Labs

"PICProto" Prototyping Boards

Part No.	Description	1-4	5-9
132644	PICProto 18.....	\$9.95	\$8.95
132628	PICProto Dual 18/28	14.95	13.49
132636	PICProto 3.....	14.95	13.49
132652	PICProto 64.....	16.95	14.95



BestProto Prototyping Boards

- AT/ISA Protoboard
- Can accommodate a FGA package with a 31x31 footprint
- (21) 1206 surface mount bypass capacitor sites and (142) unconnected sites
- Includes signal definition chart
- Size: 8.2"L x 4.2"W • Weight: 0.2 lbs.

Part No.	Description	1-4	5-9
136469	AT/ISA protoboard	\$29.95	\$26.95



Stamp Size Prototype Builder (3 pcs.)

- For single chip circuits
- (2) 1206 surface mount bypass capacitor sites, (16) general purpose sites and (2) 0805 sites
- Size: 1.4"L x 0.8"W • Weight: 0.02 lbs.

Part No.	Description	1-4	5-9
135451	3 stamp size boards	\$5.95	\$5.35



Encyclopedia of Electronic Circuits on CD-ROM

Electrical engineers can turn to this new CD-ROM for an interactive, electronic version of the Encyclopedia of Electronic Circuits. It features 1,000 circuitry drawings from the 5-volume set. Fully searchable. • Weight: 0.5 lbs.

Part No.	Description	1-4	5-9
130500	Encyclop. CD-ROM	\$99.95	\$89.95



4 1/2-Digit Multimeter

- Measures: AC voltage (2V-700V) DC voltage (200mV-1000V) AC/DC current (2mA-10A) Resistance (200Ω-200MΩ) Frequency (20kHz) Capacitance (2000pf-20μF)
- Measures transistor hfe and continuity
- Size: 8.8"L x 3.9"W x 1.9"H
- Weight: 1.6 lbs. • One-year warranty


Part No.	Description	1-4	5-9
136590	4 1/2-digit.....	\$69.95	\$62.95



Jameco Digital-Analog Lab

- Solderless breadboard
- DC power supplies
- Function generator (5 ranges)
- Variable resistors, data switches, pulse switches, speaker, banana sockets, BNC jacks, and red LEDs
- 2-digits of segment LED display
- Size: 12.8"W x 9.8"D x 3.7"H
- Weight: 9.5 lbs. • One-year warranty

Part No.	Description	Price
136266	Digital-Analog lab	Special \$314.95



Jameco Portable Digital Lab

Stored in its own padded carrying case, this training system is ideal for students and workers who like to "take their work home!"

- Bussed breadboard
- Constant and variable power supplies
- Five mountable function modules
- Wire jumpers, shoulder strap, power cord, and data sheet
- Lab console size: 11.0"L x 9.0"W x 3.5"H
- Case size: 15.3"L x 10.0"W x 5.0"H
- Weight: 7.5 lbs. • One-year warranty

Part No.	Description	Price
135984	Portable digital lab	Special \$224.95



Jameco E(E)PROM Programmer

- Programs 16Kbits to 512Kbits EPROMs
- Programs EPROMs, EEPROMs
- Programming speeds/algorithms: normal, intelligent, and quick pulse

Part No.	Description	1-4	5-9
101400	1 socket 16Kbits-512Kbits E(E)PROM prog.....	\$129.95	\$116.95



17.5 Watt Bridged Amplifier Kit

- Connected as a bridged mono amplifier
- Drives 3-8Ω speakers
- Designed for use as a building block or stand alone amplifier
- 12V operation • Weight: 0.1 lbs.

Part No.	Description	1-4	5-9
136207	17.5W mono amp.	\$12.95	\$11.49



Analog Display Soldering Station

- Electronic temperature control from 200°F to 878°F
- Includes one 1/16" tip

Part No.	Description	1-4	5-9
114569	Analog disp. station	\$99.95	\$89.95



Benchtop PC Board Solder Station SPECIAL

- Holds PC boards up to 13" wide
- Can be adjusted by using press release and sliding support arm to hold desired size board
- Right hand soldering iron holder
- Size: 19.5"W x 8.8"D x 8.8"H

Part No.	Description	Price
133065	PC brd. solder stat.	Special \$29.95



2-in-1 Soldering Tool

- 8.2" x 0.7" torch with 12 gram fuel tank and standard conical soldering tip
- Weight: 0.4 lbs. • One-year warranty

Part No.	Description	1-4	5-9
136004	2-in-1 sold. iron.....	\$19.95	\$17.95



Jameco Solderless Breadboards

- Formed with V-shaped cross-sectional groove, which allows DIP IC pins inserting across two parts and to increase the rate of utilization due to small pitch
- Dovetail protrusions and recesses designed to connect two adjacent tightly together

Part No.	Contact Points	Size L x W	1-9	10-49
136910	960	5.5 x 2.8	\$9.95	\$8.95
136901	1600	5.5 x 2.3	\$22.95	\$20.49



Jameco 55 Piece Tool Kit

An assortment of tools for general and precision work for technicians, engineers, students, etc. • Weight: 9.2 lbs. • Size: 17.6"L x 12.8"W x 4.0"H

Part No.	Description	Price
136311	55 piece tool kit	Special \$109.95



Robot Builder's Bonanza

A complete, unique collection of tested and proven project modules to create a variety of highly intelligent and workable robot creatures. (326 pgs)

Part No.	Description	1-4	5-9
137171	Robot Bldr's Bonanza	\$17.95	\$15.95



CT-100 Microprocessor Lab Board and Manual

- Interfaces with your computer
- Excellent tool to learn and design in both hardware and software microprocessor applications utilizing a 8051/8031 microcontroller and "Fourth" programming language
- 8051 signals routed to a ISA expansion slot for PC prototyping • Requires 9VDC @ 2A power adapter or a regulated 5VDC @ 3A power supply (not included)
- Includes interface card with flat ribbon cable, connecting cables, 6 standoffs, complete user's manual with microcontroller spec sheets and 3.5" software disk
- Board size: 12.3"L x 8.6"W
- Weight: 3.3 lbs. • One-year warranty

Part No.	Description	Price
136101	PC lab board.....	Special \$319.95



QuickPost POST/Diagnostic Card for PCI-Bus Systems

This is the first diagnostic card for monitoring Power-On-Self-Test results in systems using PCI-Bus architecture.

- Plugs into any PCI I/O slot
- Digital indicators for every POST code error
- LEDs for monitoring power voltages
- LEDs for clock and reset failure
- Comprehensive manual with error codes from all major BIOS manufacturers including AMI, AWARD, PHOENIX and more
- Weight: 0.7 lbs. • One-year warranty

Part No.	Description	1-4	5-9
135108	POST /diagn. card	SALE	\$199.95



Video Transmitter Station

This powerful new device transmits from a source location to any number of remote locations through TVs. Excellent for security surveillance!

- Transmit/receive: channels 7-13
- Use with a camcorder for stereo audio sound • Includes audio & video cables

Part No.	Description	1-4	5-9
131828	Video transmitter	SALE	\$44.95



Jameco Electronic Component Cabinet Kits

Kits include the most popular components with extra space for your customized expansion. Each kit includes a 20 drawer component cabinet.

More kits available - call for details!



Part No.	Description	Price
84953	330 pc. 7400 series IC kit.....	\$169.95
84961	420 pc. 74LS series IC kit.....	\$119.95
84970	300 pc. CD4000 series IC kit.....	\$84.95
84988	385 pc. Linear series IC kit.....	\$159.95
108329	540 pc. 1/8 watt Resistor kit.....	\$29.95
81832	540 pc. 1/4 watt Resistor kit.....	\$28.95
107879	540 pc. 1/2 watt Resistor kit.....	\$31.95
108433	2200 pc. Electr. Hardware kit.....	\$39.95
81867	110 pc. Radial Capacitor kit.....	\$34.95
81859	320 pc. Ceramic Capacitor kit.....	\$29.95
81883	160 pc. Mylar Capacitor kit.....	\$34.95
81841	129 pc. Tantalum Capac. kit.....	\$49.95
82587	270 pc. Diode kit.....	\$39.95
82595	180 pc. Transistor kit.....	\$49.95

JAMECO

ELECTRONIC COMPONENTS COMPUTER PRODUCTS

© 1997 Jameco 4/97
Ordering Hours:
 5:30am - 5:30pm PST

1355 Shoreway Road
 Belmont, CA 94002-4100
 Call for your FREE catalog!
 FAX: 1-800-237-6948 (Domestic)
 FAX: 415-592-2503 (International)
 E-mail: info@jameco.com
 http://www.jameco.com



Call 1-800-831-4242 to order today!

April 1997, Electronics Now

AUDIO UPDATE

continued from page 62

too wide, because we have a mental image as to the size of this instrument. A cardioid microphone is a good choice, because it can help localize the sound. Thus, it can reduce the other sounds in the background.

Grand and baby grand pianos are used in almost every musical piece. Therefore, it is very important to learn how to place microphones for the piano. There are several possible ways to record pianos. The first and simplest method is to use a single microphone. Open the piano's lid and place the microphone on a boom arm in the middle of the strings. Position the mike between six and twelve inches above the strings. That will usually provide an overall balance between the high and low frequencies. Adjusting the microphone can change that tonal balance to suit the particular recording. Cardioid microphones are well suited for this application, while the normal use of the proximity effect does not add too much coloration to the sound. Again experiment to obtain the best overall sound.

If you are able to find a two-way cardioid microphone (difficult to do), it would be a great choice, as this type can be particularly responsive to string harmonics.

Another way to mike a piano is the three-microphone technique. That technique combines one cardioid and two omnidirectional microphones. All three microphones are boom mounted to permit proper placement. Place the cardioid mike close to the piano to capture the sharp rise and fall times. Be sure that you don't let it get too close to avoid favoring any particular string. The point is to get the overall sound of the piano. Place the other two microphones over the piano to capture the ambient sound. They should be mounted about six feet high and about three feet apart (see Fig. 7 for details). The exact position depends on room acoustics. The larger the room, the greater the distance should be. EN

EXERCISE.

American Heart
Association

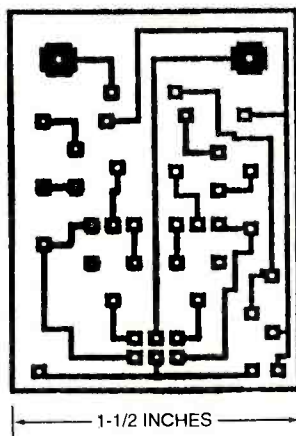


BATTERY FUEL GAUGE

(Continued from page 59)

placement diagram in Fig. 4 as a guide. The pattern shown is for the dual-use version; should you wish to build a single-use version, simply eliminate R4, R5, R8, R9, and Q2. Obviously, a single-use version will not need S1, either. Appropriate jumpers should then be inserted in the locations where switch S1 would normally be connected.

A small metal box measuring 5 inches \times 3 inches \times 2- $\frac{1}{4}$ inches will hold all of the parts comfortably. The most difficult part of the construction is cutting a suitable hole in the box for the meter. One method that works well is using an adjustable hole-drilling bit with an ordinary $\frac{1}{4}$ -inch electric drill. If you do not like metal cutting, a kit containing a pre-drilled case is available from the source given in the Parts List.



Here's the foil pattern for the FuelGauge. Two independent circuits fit easily onto this single-sided board.

The markings on a 1-milliamp analog panel meter can be read as percentages of battery charge left. If you'd like to dress up the meter face, you could draw a replacement scale on a self-adhesive label. One possible style is an automotive fuel gauge. The size of the replacement scale should be the same size as the scale of the meter you are using for the FuelGauge.

Battery Contacts. You will have to use your ingenuity to find the best way to connect the FuelGauge to your particular battery. One example is

certain models of batteries used by Icom transceivers. Those have an extra set of contacts on the back that are meant for use by an optional fast charger. To use those contacts, you will need brass strips, $\frac{1}{4}$ -inch wide, which are available at hobby shops. The strips are bent to fit around the bottom of the battery. A solder blob on one end serves to make connection with the spare battery contacts. An 18-inch length of hook-up wire with a banana plug on one end is soldered to the other end of the brass strip for connection to the FuelGauge.

Calibration. The FuelGauge is calibrated by first connecting it to the battery you'd like to use it with when the battery is fully discharged. Assuming you are using the dual-circuit version of the FuelGauge, select which circuit will be used with S1. Adjust R6 (or R8) to the point where the meter first starts to indicate (just a hair above the empty mark). Disconnect the FuelGauge and fully recharge the battery. Remove the charger, reconnect the FuelGauge, and set R7 (or R9) for a full scale reading (just at the full mark). If you are going to use the dual-use version of the FuelGauge with another type of battery, repeat the calibration procedure with the other battery and S1 in its other position.

The FuelGauge is now ready for use with that battery (or batteries). Remember that the FuelGauge draws between 1 and 2 milliamps from the battery when in use. While in some applications you may leave the FuelGauge connected, on smaller battery packs or over extended periods you may want to eliminate that small drain by disconnecting the FuelGauge or adding a switch in series with the terminal connections.

There you have it—a highly-accurate fuel gage for your battery packs that will have paid for itself the first time you *don't* mistakenly try to use a battery pack that is almost discharged. You'll get a lot of satisfaction and peace of mind always knowing the state of charge of your battery pack. Ω




Electronic

SHOPPER[®]

"7-WAY COPY CAT \$1495.00*"

**ASK
ABOUT
ME3!**



MENU#	PROGRAMS THE FOLLOWING PHONES	PRICE
1	<u>MOTOROLA ONLY</u> w/elite & 951C !!!	\$1495
2	Above PLUS <u>NEC</u> P100-200-300-400-600-700	FREE
3	All of above PLUS <u>SONY</u>	FREE
4	All of above PLUS <u>GE /Ericsson</u> (newest mode)	FREE
5	All of above PLUS <u>AUDIOVOX</u> (does new 800!)	FREE
6	All of above PLUS <u>MITSUBISHI/DiamondTel</u>	FREE

**Not a
Kit!
Full 5 year
warranty!
*Cables optional**

All units are sold for **EXPERIMENTAL AND EDUCATIONAL PURPOSES ONLY!**

CALL US TODAY AT 770.973.8474 ..web page @ www.celltec.com

CIRCLE 319 ON FREE INFORMATION CARD

VIDEO-TRANSMITTERS

SMALLEST IN THE WORLD. Size only 1" X 0.6", X-tall controlled. UHF CABLE \$9, \$89.00, range 300 feet, uses 9V battery, 900 MHz, \$99.00, range 300 feet, high quality check/MO. **BROADCAST EQUIPMENT**, FM Radio & TV Professional Studio transmitters & Microwave Radio Links **VOSTEK ELECTRONICS** Fax/Tel: 1-416-423-7024 P.O.Box 60043-1052 Paqe Ave. TORONTO, ONT, M4K 3Z3 <http://www.vostek.com>

LASER

**Laser Modules 29 \$
Laser Pointer**

Quality that does not cost much

e-mail: ionmeter@arcos.org
Tel: (416) 204 6298
Fax: (416) 596 7619
World Star Tech. Inc.
20 Carlton Str. # 1626
Toronto, Ont. M5B 2H5 Canada

New Surveillance Devices!

Smoke Alarm and Table Clock Video Cameras Ultra miniature video cameras hidden in smoke alarm or alarm clock - your choice. Wide field of view and super .1 lux low light sensitivity! Undetectable!
SC-600 TC-70 High quality B/W with 420 lines of resolution for ultra sharp images. Direct output of video and audio. \$189.95 ea.
Best price on surveillance cameras anywhere!

Telephone Transmitter Kit hidden in dual modular adaptor Transmits both sides of conversation to any FM radio up to 1/4 mile. "Snapkit" technology. Uses phone line for power and antenna. Goes completely unnoticed. MA-100 \$25.95

High quality cassette deck plugs directly into telephone jack! Records up to 12 hours of conversations on a single cassette. Recording starts and stops automatically when phone is used!
THR-12 12 Hour Telephone Recorder \$99.95 Free shipping! Check/MO Question line: (972)255-7490
Seymour-Radix Inc. Box 166055-N Irving, TX 75016
Now you can visit us on the Internet at <http://www.why.net/home/sr/>

!!! BROADCAST FARTHER !!!

The model 220 is a 80-110MHz RF amplifier that connects to mono or stereo FM transmitters and produces a powerful 2-15 watt signal which could broadcast up to 5 miles or more! Requires 50-150 mW drive. Step by step plans complete with part source information and antenna designs . . . ONLY \$14 PLUS \$2 S&H NO C.O.D.'s

Progressive Concepts
BOX 586 STREAMWOOD, IL 60107
630/736-9822 FAX: (630)736-0353

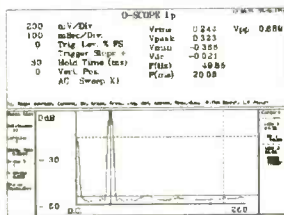
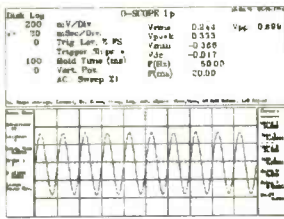


DIGITAL STORAGE OSCILLOSCOPES

WITH
SPECTRUM
ANALYZER,
DVM, FREQ.
COUNTER,
AND DATA
LOGGER.

from
\$189.

PORTABLE
MODULES
CONVERT PC'S
INTO
MULTIPURPOSE
TEST AND
MEASURING
INSTRUMENTS.



Why lug a scope around? Toss one of our modules into your laptop case or tool kit. For a multi-purpose test device, plug to a PC parallel port and use the PC screen. Continuous, delayed, or triggered sweeps can be frozen on the screen, printed out, or saved to disk. Frequency Spectrums DC to 25 MHz.

Allison now provides PICO TECHNOLOGY Ltd. portable test equipment, including high-speed scopes, and multi channel data loggers. Pico and O-Scope modules accept standard probes and work with 286 or faster PC's.

FEATURES:

- PORTABLE UNITS TO 25 MHz
- USES PRINTER PORT
- USES STD. PROBES

OPTIONS:

- PROBE SETS
- AUTOMOTIVE PROBES
- BATTERY PACKS
- SOFT & HARD CASES

O-Scopes Made in U.S.A. Picos Made in U.K.
Same Day Shipping
Includes Cable, Software & Manuals

O-Scope Ip (DC-50KHz, single trace)\$189.
O-Scope II (DC-500KHz, dual trace)\$349.
PICO (ADC 200/20) (DC-10MHz, dual trace)CALL
PICO (ADC 200/50) (DC-25MHz, dual trace)CALL
PICO pc based data loggers from \$99.

Shipping within U.S. UPS Ground \$7.50(Second day \$11.50)

SEND CREDIT CARD INFO., M.O., or CHECK, OR CALL

1-800-980-9806

Allison Technology Corporation

8343 CARVEL, HOUSTON, TX. 77036 U.S.A.

PHONE: 713-777-0401 FAX: 713-777-4746 BBS: 713-777-4753

<http://www.atcweb.com>

RF POWER TRANSISTORS AND TUBES


In depth stocking of popular and
hard-to-find Electronics Parts
for Transmitters & Linear Amplifiers

Popular Transistors

2SC1969
2SC2166 • 2SC2290
2SC2312C • 2SC2879
MRF454 • MRF455
MRF455A • MRF477
MRF492 • MRF497
SRF3749 • SRF7000-90

Popular Tubes

6JS6C • 6KD6 • 6LQ6
M2057 • 6146B • 6146W
3-500Z • 3-500ZG • 4-400C
811A • 572B • SV6550C
7558 • 8417 • 8873
8874 • 8875 • 8877 • 8975



Order your FREE copy of our new Catalog by writing or calling us now.

Tel: (619) 744-0700 • Fax: (619) 744-1943


E-mail: rfp@rfparts.com



RF PARTS

435 SOUTH PACIFIC STREET
SAN MARCOS, CA 92069

Your First PIC!



The PIC-MDS is a complete training and development environment for the mid-range PIC™ microcontrollers. Proven in classrooms, the PIC-MDS lets you learn to use and

develop applications for PIC microcontrollers quickly and easily. Our step-by-step examples guide you from simple programs through to keypad scanning, serial I/O, LCD display, A/D conversion, data logging, and interrupt routines.

The PIC-MDS Professional Pack includes:

- PIC16C71 & PIC16C84 microcontrollers
- EPIC Programmer & PM assembler
- detailed training manual with disk
- in-circuit programming cable & socket
- ZIF socket • buffered LED port indicators
- 2 X 16 LCD display • 2 analog pots • RS-232 port
- 256 byte serial EEPROM • crystal/resonator socket
- 5V & variable DC power supply • AC voltage adapter
- all I/O pins on screw terminals & PICBUS connector
- all code examples in Microchip and Parallax™ syntax

**only
\$299!**

Also Available:

Professional Board (no programmer) **\$259**
Hobbyist Pack **\$199** (kit, no ZIF, '84 only)
Hobbyist Board **\$139** (kit, no ZIF, '84 only, no programmer)
Teachers manual **Call**
Prices exclude shipping. Parallax is a trademark of Parallax, Inc. PIC & Microchip are registered trademarks of Microchip Technology, Inc.

Sirius microSystems

Visit our Web page: <http://www.siriusmicro.com>

172 Harvard Road
Waterloo, ON N2J 3V3
CANADA
+1-519-886-4462 (ph.)
+1-519-886-4253 (fax)
support@siriusmicro.com

**We're Now
ONLINE!!**

<http://www.goldmine-elec.com>

**Incredible deals
not available
anywhere else!!**

**MICROPHONE FOR
COMPUTER SOUND**

High quality microphone for use with your computer sound system features grey cord, handy peel-n-stick mounting holder and 3.5mm plug as shown. Prime unit-same as sold in many computer stores.

G7939 \$2.49



**HIGH QUALITY WIRELESS STEREO
SPEAKER SYSTEM**

This system provides the ultimate in portable music. Sends any audio signal from your stereo, TV, VCR, etc. up to 150 ft. away. The signal can go through walls, floors, patio doors, etc. Enjoy hearing your favorite CD music in stereo on your patio, near the pool or anywhere in your house without wires. Comes with a reliable performance stereo transmitter that has an AC adapter and an easy to use cable that plugs into your "line out" or "headphone jack" on your stereo. The two speakers which come with it operate on four "C" batteries each (not included) and provide a nice sounding omnidirectional output. Each speaker is black, is 4.5" square x 8.5" tall, and has a power input jack (if you wish to provide an adapter). The output is 4 watts peak and the frequency response is 140Hz to 10kHz, and each speaker has a volume control. These are brand new units in beautiful retail boxes. Worth much more than our low price. Complete system includes two black speakers, one transmitter with an AC adapter and an audio hookup cable.



**G8061
\$49.95**

Additional pair of speakers (white only) G8062 \$24.95

PERIMETER INTRUDER/BURGLAR ALARM UNIT

Sophisticated closed loop alarm with IC circuitry and built-in alarm horn. Provides a 3 zone alarm (has three 3.5mm jacks for sensor loops), with exit delay of 25 seconds, a pulsating horn, and operation from a 9V battery (not included). These are complete, ready-to-go units which only require you to provide hook-up wire, 3.5mm plugs and any sensors which you wish to use or make. Sensors can be reed switches, lever switches, window foil, 2 nails touching each other, etc. Very simple to use. Just install a 9V battery and plug in your sensor wires. You can protect every window, room or door in your entire house with this one unit. Comes with complete instructions, schematic, and even a list of Radio Shack part numbers for different sensors you can use. We even show you how you can add one capacitor to provide an entry delay. Size of control box with horn is 3 5/8" x 6 1/8". Wood grain front panel. Brand new.



G8028 \$10.00

**SECURITY ALERT UNIQUE MONITOR
FOR THE HEARING IMPAIRED**

Unique monitor is designed to flash 4 brilliant laser like LEDs when activated by someone knocking on the door. It also has a switch position which causes a loud electronic beep to sound along with the LEDs if you wish. The device is great for everyone-not just the hearing impaired as it is a very high quality vibration sensing unit. We placed it on our phone and each time it rang, the unit set off its flashing alert. Precision made by Datavac, this unit is black in color and operates from three AA batteries (not included). Features adjustable sensitivity control, red/green LED battery tester and convenient hanging strap. Sophisticated 2-IC circuit. Brand new in retail blister card. Size of unit: 4 3/4" x 2 3/8".



G8041 \$8.95

COMPACT, LARGE MAGNET, 5 WATT SPEAKER


Compact rectangular shaped 3 2x2, 5 watt speaker features a large ceramic magnet and heavy duty construction. Made for a compact boombox stereo. Size: 3"L x 2"H x 1"D. Magnel Dia.: 1 3/4". Great speaker in small size!



G8080 \$1.49ea. • 2/\$2.75

SECURITY GUARD LAMP CONTROL

Turns any lamp off at dawn and on at dusk. Simply plug lamp into Security Guard and then plug Security Guard into wall outlet. Made by Gemini. Size: 3 1/2" x 1 1/2". White color.



G7940 \$4.95

**For Phone Orders Call 800-445-0697
or Fax Your Orders to (602) 451-9495
Customer Service: (602) 451-7454**

Minimum USA and Canada Order: \$10.00 (plus \$5.00 Shipping and Handling). We accept MasterCard, Visa and personal checks, however, we cannot accept personal checks on orders outside the United States.
Minimum Foreign Order Amount: \$50.00 (plus minimum \$10.00 shipping and handling).




**ELECTRONIC
GOLDMINE**
PO Box 5408
Scottsdale, AZ 85261

PHONE ORDERS 800-445-0697

**IF YOU CAN'T FIND WHAT YOU ARE LOOKING FOR, CALL FOR OUR LATEST
CATALOG #229 CONTAINING OUR ENTIRE PRODUCT LINE OF OVER 4,000
ITEMS, MOST AT BELOW WHOLESALE PRICES!**

**C&K KEYLOCK ROTARY
SWITCH**

Type A126 rotary keylock switch features 3 pole, 3 position rotary switch operated by a key. Key can be removed in positions 1 and 3 but not in position 2. Comes with panel mounting nut and bezel. Contacts rated 2.5amps @ 120VAC switching or 5 amps continuous carry. Silver plated contacts and terminals (may have slight tarnish on terminals). High quality, precision made. Each comes with hardware and 2 keys. Worth \$13 each!



G8081 \$2.49ea.

10/\$22.00 • 100/\$190.00

**MSI/88e PORTABLE BARCODE
COMPUTER TERMINAL**

Complete miniature self-contained computers that were used to maintain inventory info, sales info, ordering info, product on hand, etc. The terminal was programmed by hooking a cable to a PC. You then replaced the computer cable with a barcode scanner so that you could walk down the aisles in stores or warehouses and scan and store inventory data. When finished, you unplugged the scanner and reconnected your PC to download the data. These were sold in the \$500.00 range, but these are well used units. The cases show signs of wear including scratches, cracks and dirty keyboards. We are selling them 'as is' for the circuit boards with components inside. The unit we opened had 5 circuit boards, a keyboard with 27 keyswitches, a display board with a 16 character alphanumeric LED display and 9 ICs including CMOS and display drivers, a 16k data RAM board with 1k x 4k chips including 16 MWS514E ICs, 2 more RAM boards with 24TC5514p-1 ICs 8k-24k on each board and one CPU board with a CPU IC type GDP1802 ACE, a 26043IC, a 26045 IC and various other ICs. Another unit we opened used Japan 8050 24560-00-00A RAM ICs on the RAM boards, so there is some variance, however, each unit will have three RAM boards, one display board, a keyboard, and a CPU board. The unit operates from 4 "AA" batteries (not included). The size is about 7 3/4" x 3 1/2" x 2 1/2". We have absolutely no data or info of any kind on these and we are not selling them as working. Buy them for replacement boards to fix other units, or if you know what you're doing, buy several of them and make a usable one. They are being sold "AS IS" only-no returns.



**G8061
\$49.95**

G8007 \$10.00


2/\$18.00

We also have an LCD model of the above. Model # 88s

G8046 \$12.00 • 2/\$20.00

WIRELESS ALERT SYSTEM

One of the best, low-cost, simple-to-use security alarm devices we have ever seen. Simply attach the transmitter near any gate, door, window, etc., then install the small activator on the movable part of the door. You will be alerted by your small receiver up to 100 ft. away (even through doors, walls, etc.). Absolutely no wiring is needed. The transmitter unit uses one small 12V battery (included). The receiver unit is about 3/8" x 2 3/8" and uses two "AA" batteries (not included). It features a three position switch to select "off" or "pleasant chime" sound or "siren alarm". Makes a great burglar alarm, door announcer, retail store entry chime, etc. Hundreds of applications. These are brand new in retail blister pack.



**G8051
\$12.95**

Portable Ultra-Chime™ Satellite Receiver

Nifty compact ivory colored case unit with built-in speaker, 9V battery compartment and sophisticated RF receiver board. This was meant to receive a signal transmitted from a wireless doorbell transmitter up to 100 feet away and emit a pleasant sounding 2 tone door chime. It operates from a 9V battery (not included). These are brand new, attractive units, however, the transmitter unit is not available, so we are selling them cheap!



Here are a few possible uses:

- 1) Attractive 3 1/2" x 2 1/2" x 1 1/4" project box.
- 2) Receiver to hear RF signal that is designed to receive (we show you how to modify it by moving one of the speaker leads).
- 3) A electronic door chime sounder (we show you where you can connect 2 points on the PC board to make it sound).
- 4) A high tech tester for VCR/TV infrared remotes which emits a 2 tone when an IR signal is received (requires one of our IR sensors G7257@ \$1.50).

These are just few of the hundreds of uses you can put this unit to. Brand new in retail blister card, plus page showing how to modify it for the applications we've shown above.

G8082 - \$2.95 • Factory box of 6 units: \$15.00

GIANT 100 PIECE LED ASSORTMENT

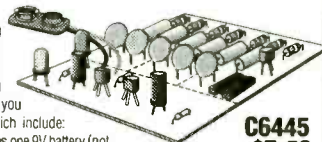
Assortment of all types, colors, sizes and shapes of prime quality LEDs. You'll receive LEDs in these colors: red, orange, yellow and green. Stock up now and save!



G8063 \$5.00

LEARN TO SOLDER KIT

Special kit designed for the person who has no soldering experience. The first 20 components are used to gain soldering experience. The remaining 10 components, when soldered properly, make a bright red and yellow alternating LED flasher! The LED flasher portion of the kit is built after you have learned by soldering the practice components which include: capacitors, a transistor, resistors, and an IC socket. Requires one 9V battery (not included). Size of board: 4.75" x 3". Complete with all parts (including practice components), PC board, and instructions.




**C6445
\$7.50**

Electronic Training Videos From UCANDO

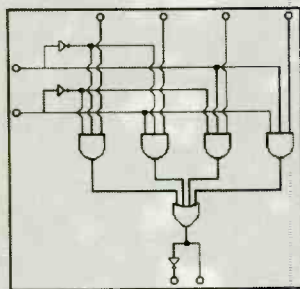
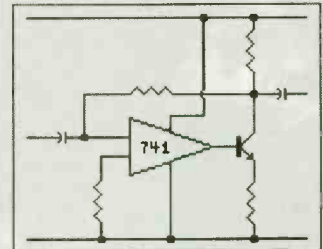


Now you can learn from the same training videos that are being used by technical schools, the Army, Navy, Air Force, Coast Guard, CET's and industries all across the United States and around the world. Advancing your troubleshooting skills has never been easier, thanks to UCANDO's extraordinary video training library. These unique training videos will teach you more in less time as you watch theory come to life. Each video is approximately one hour long and comes complete with a student workbook.



Basic Series

MODEL	DESCRIPTION	REGULAR	SALE
VT201	Direct Current: Series circuits, Parallel Circuits, Ohm's law, how to use the DMM. 55 Minutes	44.95	39.95
VT202	Alternating Current: The sine wave, coils, capacitors, transformers. 62 minutes	44.95	39.95
VT203	Semiconductors: Semiconductor theory, common diodes, transistors, switching devices. 57 Minutes	44.95	39.95
VT204	Power Supplies: Rectifier circuits, filter circuits, regular circuits, troubleshooting. 56 Minutes.	44.95	39.95
VT205	Amplifier: Amplifier basics, class A, class B, class C, operational amplifiers. 57 Minutes	44.95	39.95
VT206	Oscillators: LC and RC oscillators, crystal oscillators, crystal ovens. 56 Minutes	44.95	39.95

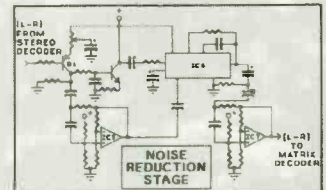


Digital Series

MODEL	DESCRIPTION	REGULAR	SALE
VT301	Digital 1: Digital basics, basic gates, binary notation, binary math, decimal notation. 54 Minutes	44.95	39.95
VT302	Digital 2: Octal notation, hexadecimal notation, flip-flops, counter circuits. 55 Minutes	44.95	39.95
VT303	Digital 3: Complement numbers, multiplexers, registers, decoder drivers, displays. 56 Minutes	44.95	39.95
VT304	Digital 4: R-2R DAC circuits, binary weighted n.o.s, slope circuits, S/A & flash circuits. 57 Minutes.	44.95	39.95
VT305	Digital 5: Memory devices, ROM, PROM, EPROM, EEPROM, SRAM, DRAM, MBM. 56 Minutes	44.95	39.95
VT306	Digital 6: The central processing unit, input devices, output devices. 56 Minutes	44.95	39.95

Other Popular Videos

MODEL	DESCRIPTION	REGULAR	SALE
VT401	AM Radio: Major stages of AM, signal conversion, signal detection, audio reproduction, AM stereo. 61 Minutes	44.95	39.95
VT402	FM Radio Part 1: Bandwidths, RF amplifier, mixer-oscillator, IF amplifier, limiter FM detector. 58 Minutes	44.95	39.95
VT403	FM Radio Part 2: Frequency doubler, stereo demultiplexer, audio amp stages, digital data encoding/decoding. 58 Minutes	44.95	39.95
VT404	TV Part 1, Intro to TV: Gain an overview of the television system and how the stages work together. 56 Minutes	44.95	39.95
VT405	TV Part 2, The Front End: UHF-VHF tuning stages, automatic fine tuning, remote control. 58 Minutes	44.95	39.95
VT406	TV Part 3, Audio: The sound strip, stereo TV, secondary audio programming, professional channels. 57 Minutes	44.95	39.95
VT501	Understanding Fiber Optics: Basic fundamentals, cable design, connectors, couplers, splicing. 58 Minutes	44.95	39.95
VT502	Laser Technology: Laser theory, types of lasers, applications, safety precautions. 57 Minutes	44.95	39.95
VT102	Intro to VCR Repair: This video is designed for the serious technician. (workbook not available). 84 Minutes	44.95	39.95
VT103	Learn How To Clean Your Own VCR: This video is not technical, but will save you money. (workbook not available). 32 Minutes	29.95	25.95



SAVE EVEN MORE!

Buy any six videos for only \$216.00. Order your UCANDO videos today!



Call for your free 84 page test instrument catalog today!!!
8931 Brookville Road * Silver Spring, Maryland * 20910

* Phone 800-638-2020 * Fax 800-545-0058 * email SMPRODINTL@AOL.com

ALL PHASE VIDEO SECURITY

3-1/2 Digit Auto/Off DMM w/ Transistor Battery & Diode Test

- DC Volts to 500V
- AC Volts 500V
- Res. to 2 Meg Ohm
- DC Current 200MA

model #ST1500
17.95



Elenco Digital Capacitance Meter

- .1PF to 20,000 UF
- Banana jack and special insertion jack included

model #CM-1555
49.95



Sale!

Pinhole Camera


- Requires 1/16" opening size
- 1-1/4" x 1-1/4" x 5/8"
- Power 7.5-14VDC n .8 lux
- 3.8mm lens included
- 380 lines resolution



DC Power Supply 7.50
model #CVC50PH 119.00
w/audio & plugs

Sanyo Realtime Recorder

- 8-24-40hr • 4 head • 350 lines



model #SRT600 2 year warranty 799.95
model #TLS972 3 day time lapse..... 825.00



API Switchable Oscilloscope Probe

- 100 MHz
- Multiple Hook-on Tips
- XI-Ref-X10 Included

model #510-SW-1
Special! \$24.95

Data Acquisition by... Sperry

Cutting Edge

The model DM 9100 meter has a RS 232C serial interface. Measured value pre transmitted to the computer via an interface cable and supplied software WINDOWS and MS-DOS. DCV 1000V ACV 1000V AC/DC Current 20A. Res. 40 meg. Ωfreq. 10MHz temperature & more.

REG. \$209.95

model #DM9100... 169.95



Call For FREE

Catalog & Technical Assistance

Add \$8.95 Shipping/Handling
NYS Add Tax
Visa/MC/Discover/Amex

MAIL ORDERS TO:
70 CAIN DR.
BRENTWOOD, NY 11717

ALL PHASE
VIDEO-SECURITY INC.
WHOLESALE VIDEO WAREHOUSE

1-800-945-0909

FAX: 516-435-7494

PC-Based

60MHz DSO 100MHz DSO

\$749 \$999

- 2 channels, two 8-bit A/D
- 40 MSPS for both channels
- 32K memory per channel for longer sampling
- 20 MSPS glitch capturing to detect peaks (optional)
- With delay trigger mode to see events after trigger (optional)
- Designed and made in USA

Turn your PC into a test station with :

Dual 100 MHz Universal Counter \$399
6 MHz Sweep/Function Generator \$549

TC INSTRUMENTS INC.®

Tel: (909) 622-2006
Fax: (909) 622-7778
http://www.tcinst.com

We
do OEM
Distributors wanted

WE HAVE IT ALL! Surveillance

Infinity Transmitters
FM Wireless Transmitter Kits
Vehicle Tracking Systems
Bug Detectors • Caller I.D.
Telephone Register with Printer
Long-play Recorders
Wired Mikes • Shotgun Mikes
Telephone Recording Adapters
Alcohol Testers • Drug Testers
Telephone Scramblers
Hidden Video Cameras
Telephone Tap Detectors
MUCH, MUCH, MUCH MORE.

Our 27th Year!

Small catalog FREE. Larger catalog send \$5.
Mail Order only. Visa, MasterCard and
C.O.D. accepted for equipment only.
Inquire for dealers' prices.

A.M.C. SALES, INC.

193 Vaquero Dr. • Boulder, CO 80303
Mon.-Fri. 8 a.m.-5 p.m. Mtn. Time
800-926-2488

(303) 499-5405 • Fax (303) 494-4924
Internet: <http://www.siteleader.com/catalogdepot/AMCSC-home.html>
E-mail: amc-sales@siteleader.com

BEST DEALER PRICING!

CABLE DIRECT

CONVERTERS • FILTERS
DESCRAMBLERS

IMPROVE YOUR IMAGE WITH
VIDEO STABILIZERS



100%
MONEY BACK
GUARANTEE!

30 DAY
FREE
TRIAL!

FREE Cable TV Catalog.



Now you can tune-in your favorite
cable TV programming and
SAVE \$100'S - EVEN \$1000'S
on premium CABLE TV EQUIPMENT.

MODERN ELECTRONICS

1-800-906-6664

2125 S. 156TH CIRCLE • OMAHA, NE 68130

REMOTES

Remote Control for Any Application

NEW NEW NEW NEW NEW

3.5" x 2.75"



\$69⁹⁵

- 3 Channel Receiver
- Channel 1 - 5 amp Relay, V/O, N/C
- Channel 2 and 3 Digital Outputs
- Compatible with 2 Button or 4 Button Remote
- Code Hopping Receiver at 434 Mhz
- Compatible with All Garage Doors and Some Car Alarms

2.75" x 2.75"



\$99⁹⁵

- 6 Channel Receiver with Digital Outputs
- All Channels are Programmable for Momentary, Latched, Latched with Condition
- 30-60-90 Sec. Timed Outputs
- Code Hopping Receiver at 434 Mhz
- Compatible with 2 Button or 4 Button Remote
- Compatible with Some Car Alarms

1.25" x 1.75"



\$29⁹⁵

- 2 Button - 3 Channel Remote
- Extra Long Range 434 Mhz with S.A.W. Resonator
- Push Both Buttons together for Channel 3

1.25" x 1.75"



\$39⁹⁵

- 4 Button - 15 Channel
- Extra Long Range 434 Mhz S.A.W. Resonator
- Push Combination of Buttons together for Channel 5 through 15, i.e.: Push Button 1 and 2 together for Channel 5

Street Smart Security ■ 800-908-4737

7147 University Avenue • La Mesa, CA 91941

Send, Fax or Call Order In - Use Credit Card or Check. Fax (619) 462-0652

The Hacker's Companion CD-ROM

ALL NEW FOR 1997!!

Are you interested in using the internet in ways you never dreamed possible? Want a war-dialer program or something to crack a password? Do you want to learn how the phone company gets ripped off, or learn how to build a red box, or modify a cellular phone? Want to see what the security holes in Windows NT are? Or how to compromise a Unix machine or a BBS? Want to learn how to use the system in ways you never imagined possible? This CD is the place to look! It contains all kinds of computer, telephone and general hacking information. Even a video of dutch hackers breaking into a classified US military computer! In all, over 600 megabytes of fascinating information that's hard to get anywhere else!

PC-Compatible CD-ROM \$29.95 Shipping \$3

Call (800)719-4957 now!

to order (Visa/MC/COD) or call or write for **FREE CATALOG** of hard-to-get information about *computer viruses, computer hacking, security and cryptography!!*

American Eagle Publications, Inc.

P. O Box 1507

Show Low, AZ 85901

CIRCLE 323 ON FREE INFORMATION CARD

Mini Satellite Dish System



\$95!*

* Requires purchase of first years' programming (\$300) 50 Channels including The Disney Channel and many more!

Hurry, Limited Time Offer!

Finally! Digital Picture and Sound at an unbelievable price! If you've been wanting an 18 inch digital broadcast satellite system now is the best time to buy! The DISH Network Digital Broadcast Satellite System utilizes true MPEG-2/DVB and has a fast 32 bit microprocessor! This system has all of the bells and whistles including "V-Chip" Parental Control, On-screen programming guide and much, much more!

CUT YOUR CABLE TODAY-Call Flex Electronics 1.800.307.7737

* Programming Package includes:

The Disney Channel, ESPN1&2, ESPNews, WGN, TV Land, Comedy, Nickelodeon, CNN, Travel, KTLA, A&E, Nick at Nite, CourtTV, CNNfn, CMT, HSN, TBS, TNT, GSN, Discovery, TWC, TCM, CNN, TNN, USA, CNBC, VH1, HGTV, Animal Planet, E!, History, TBN, Family, WSBK, EWTN, Food, TLC, SciFi, Lifetime, CSPAN1&2, HNN, MTV, BET, QVC, WPIX, NET,

The Fox Sports Network that serves your Region Plus 30 CD Quality Music Channels

Service Marks and Trademarks belong to their respective owners

Mini Satellite Accessories

SNAPITON for Local Reception




- Installs in minutes to most DBS satellite systems.
- Simply Snaps onto the outer ring of your satellite dish
- Local antenna good for 30 mile VHF/UHF Range
- No additional mounting required
- Single Coax Kit available-allows you to use ONE Coax Cable from Dish to Receiver for both Satellite and off-air antenna (Add \$25)

Part #: 2110 \$59.95

Self Install Kit

- Includes everything you'll need to install the DISH Network satellite dish system including a comprehensive instruction manual and step-by-step video tape

Part #: 73457 \$54.95



RF Link Wireless Video and Audio Transmitters
2.4 GHz transmission allows you to send interference-free Stereo Audio and Video signals up to 300 feet away! Ideal for satellite or any existing A/V component

Part #: 74046 \$159.95

Of course we're on the WEB!
<http://www.zisca.com/flex/e1.htm>
EMAIL: zisca@zisca.com

1.800.307.7737
Flex Electronics



Prices and Specifications are subject to change without notice or obligation Michigan Residents Add 6% Sales Tax

Get on the Flex Email Flyer List- Email us Today! You'll receive tips and pointers to maximize your Satellite Dish System

CIRCLE 310 ON FREE INFORMATION CARD

Save up to **41%** **ELECTRONICS NOW READERS!**
on select items! Take advantage of this tremendous offer. Call today, time is limited!

To take advantage of this offer, you must supply this special price code:

MCM ELECTRONICS®

CODE: ENS33

Value And Selection From One Source...

- Test Equipment from Tenma, Fluke, Hitachi, Leader, B+K
- Name Brand and Low Cost Generic Technician's Tools
- OEM and Generic TV/VCR repair parts, and over 10,000 Semiconductors
- Gaming and Amusement Repair Parts and Accessories, Computer Hardware, Software, LAN Products and Printer Repair Parts

MCM offers a comprehensive line of tools and test equipment engineered for the repair of computers, TVs, VCRs and more. In addition, you will find a wide variety of OEM and low cost generic TV/VCR parts, passive components, Japanese and American semiconductors, over 30,000 items in all, stocked and ready to ship.

SAVE **38%**



Security Bit Drivers For Nintendo and Sega

Driver bits allow easy removal of security screws found on many home video games, cartridges and accessories. 1/4" hex size fits standard 1/4" nut driver (MCM #22-1620) and most rechargeable screwdrivers. Available in two sizes.

#22-1145 3.8mm Reg. \$7.99 Sale **\$4.99**
#22-1150 4.5mm Reg. \$7.99 Sale **\$4.99**

Prices Effective March 4, 1997 through April 30, 1997

Hours: M-F 7 a.m.-9 p.m., Sat. 9 a.m.-6 p.m., EST.

MCM VCR Repair Tech Disk



SAVE **13%**

Ideal for anyone in the VCR Service Business. Contains over 9300 VCR problems with practical repair suggestions. Shows case histories by model number. You can add your own problems and solutions for future reference. Available in DOS (Ver. 3.0 or greater 1MB HDD space) or Windows versions.

Order #	Version	Reg.	Sale
#81-1735	DOS	\$39.95	\$34.95
#81-1738	Windows	39.95	34.95

MCM Television Repair Tech Disk

Ideal for anyone in the Television Service Business. Contains over 15,200 common problems with practical repair suggestions. Simply key in model number and case histories will appear in seconds. You can add your own problems and solutions for future reference. Available in DOS (Ver. 3.0 or greater, 1MB HDD space) or Windows versions.

Order #	Version	Reg.	Sale
#81-2200	DOS	\$39.95	\$34.95
#81-2201	Windows	39.95	34.95

TENMA® Digital Solder Station

SAVE **41%**

Digital display accurately shows temperature and set point. 320-900°F adjustment and grounded tip make this ideal for most soldering applications including ESD.



#21-1590 Reg. \$119.00

Sale **\$69.95**

For complete information on the items listed, or a free catalog, call...

1-800-543-4330



MCM ELECTRONICS®
650 CONGRESS PARK DR.
CENTERVILLE, OH 45459
A PREMIER FARNELL Company

FREE Catalog



RCA/GE
Premier Distributor

MCM Electronics is now ISO 9002 Certified.



Certificate No. RS#35690

Authorized **Panasonic Quasar/Technics** Original Parts Distributor

CODE: ENS33

Same Day Shipping!

In stock orders received by 5:00 p.m. (YOUR TIME), are shipped the same day from distribution centers near Reno, NV and Dayton, OH.

CIRCLE 332 ON FREE INFORMATION CARD

EARN MORE MONEY!

Be an FCC LICENSED ELECTRONIC TECHNICIAN!



Earn up to \$60 an hour and more!

Learn at home in spare time. No previous experience needed!

No costly school. No commuting to class. The Original Home-Study course prepares you for the "FCC Commercial Radiotelephone License." This valuable license is your professional "ticket" to thousands of exciting jobs in Communications, Radio-TV, Microwave, Maritime, Radar, Avionics and more...even start your own business! You don't need a college degree to qualify, but you do need an FCC License.

No Need to Quit Your Job or Go To School
This proven course is easy, fast and low cost! **GUARANTEED PASS**—You get your FCC License or money refunded. **Send for FREE facts now. MAIL COUPON TODAY!**

Or, Call 1-800-932-4268 Ext. 210

COMMAND PRODUCTIONS


FCC LICENSE TRAINING, Dept. 210
P.O. Box 2824, San Francisco, CA 94126
Please rush FREE details immediately!

NAME _____
ADDRESS _____
CITY _____ STATE _____ ZIP _____

Motion Control System

\$299.95

INCLUDES NEW! (3) Slot Motherboard, Dual Stepper Controller Card, 12VCT 3 Amp Transformer, (2) Stepper Motors, Easy to use I.B.M Software!



Complete System "Nothing more to Buy!"

Unit# SCK-2000

- Design Robots, Plotters, Laser Systems, CNC Machines!
- Drives (2), 100 step, 3.6 degree, 4 Phase Stepping Motors!
- Unipolar 12v motors full step control. Torque is 8oz inches!
- Bi-Directional 8 Bit Read and Write Port!
- Board Addressable, 16 Possible Choices!
- Fits in Standard 19" inch Card Rack!
- Connects to any compatible I.B.M. LPT Port (1,2,3).
- With Additional Cards Control 32 Motors on 1 LPT Printer Port!
- Features Include: Variable Speed, Step, Range, Direction, and On/Off Control!
- System is expandable, Add I/O cards, Slave cards, and Amplifier cards.
- Free QBasic & Gwbasic Source Code \$ 59.95 value! *

Send Check or M.O. to:

CYBERMATION

"Intelligent Controllers"

1943 Sunny Crest Dr., Suite 288,
Fullerton, CA 92635

Call Us Today!

Tel (714) 879-2000

Fax (714) 992-2082

Visa/Master/Amex Charge Accepted

Units are in stock and ready to be shipped!
* Add \$12.00 S&H: CA residents please add sales tax *

WORLD'S SMALLEST UHF X-tal Locked Video Transmitters \$99.00

So small the transmitter, camera and battery will fit into a cigarette pack!!!

Used by hundreds in covert CCTV, R/C models, movie Special Effects, and Law Enforcement. "I've utilized your transmitters in covert video installations for about one year... previously, I used costly wireless units from Pelco, MVP, and Supercircuits. Nothing approaches the VidLinks in terms of power, picture quality, size, and value. Thank you."

R. Leslie, CCTV Installer, NY.
"Incredible color, resolution... easy to use, convenient. Very cool!" P. Davis, Props, CA.
"... like having a TV station in your pocket!" J. Ramsay, Electronic Hobbyist, FL.

LIVE REMOTE VIDEO FROM: **\$99.00**

ACTUAL SIZE !!!

VidLink 100: 100mW Power- upto 1/4 Mile
\$199.00 New! High-Power!

VidLink 15: 15mW Power- upto 150 Feet
\$99.00 New! Low Price- Same Size!

Covert Camera: 1 1/4" sq. Pinhole Lens
\$169.00 Pro Grade Japanese Quality!

*** Audio Module Now Available. Call. ***

Check/MO, COD +\$5.00, S&H \$5.50



AEGIS RESEARCH

#671-1225 E. Sunset Dr.
Bellingham, WA
98226-3529 USA

1-604-224-0416

Visit our virtual catalog on the INTERNET at:
<http://www.lynx.bc.ca/virtualpsy>

I DOUBLED MY INCOME...


WORK ONLY HALF THE HOURS!

I covered a lot of miles driving a cab for 13 years... but I sure didn't get anywhere! I mean the hours were long. The pay was short. My boss pushed, pushed, pushed all the time. In the meantime bills were piling up. Medical bills. House repairs. Charge cards. Just the everyday things. I was not just behind the wheel. I was behind the eight ball.

That's when I saw a magazine article that talked about the hottest big money-making career opportunities of the 90's. The one that interested me the most pertained to the *NEW explosive SATELLITE DISH/TV/ELECTRONICS field.*

I mailed the coupon for the FREE information kit they offered. I liked what I saw when the information packet came in the mail. What really caught my eye, however, was the idea I could gain all the knowledge I needed to make a success of this business studying in my spare time at home. *Foley-Belsaw's modern, practical hands on course combines simple step-by-step lessons with easy-to-follow video cassette guidance.* No special experience, education or electronics background is necessary. Just average mechanical aptitude to follow simple A-B-C repair procedures that are clearly outlined for you.

I decided to get in on the action... and just look at me now! Now I'm really in the driver's seat. I'm doing what I want to do. I'm my own boss. I set my own hours. I'm making more money than my wife and I ever dreamed possible. *Would you believe I'm making twice what I made driving a cab...and I work only half as many hours.*



Hottest career opportunity since invention of the VCR!

Get in the FAST LANE on the New "INFORMATION SUPERHIGHWAY" Everyone's Talking About!

It's exciting! It's gigantic! The technology of tomorrow is here today! You've been reading and hearing about the amazing INFORMATION SUPERHIGHWAY. *It's so NEW that few technicians are equipped to service this fast emerging field! Foley-Belsaw gives you SATELLITE DISH technology (including New MINI-DISH)... along with the electronics expertise you need to make BIG MONEY servicing TVs and other electronics equipment.*

Be Your Own Boss!

It's quick and easy to become an expert at home in your spare time. Earn really BIG money adjusting, installing and repairing *Satellite Dish Systems, TVs, Amplifiers, CD Players, AM/FM Tuners, Home Entertainment Centers.* Every home, every business, every office in your area desperately needs your expertise!

Your Timing Couldn't Be Better!

Never before and probably never again will you have a ground-floor opportunity like this to get into a

booming business of your own, make really big money, be your own boss and enjoy financial freedom and security. The fact you're reading this message shows you're smart enough to realize this!

Learn In Spare Time At Home!

It's easy to learn in your spare time at home. And when you complete the course you will receive Foley-Belsaw's official diploma acknowledging your accomplishment

Send Coupon Today for FREE Kit. No Obligation.

Don't miss out on this once-in-a-lifetime opportunity. Send in the coupon NOW. Get all the facts and study them in the privacy of your own home. There's absolutely no obligation and no salesman will call on you. So don't delay. Mail the coupon today

"Took in over \$3,200 in the past 10 days!"
H.H., Denver, CO

"Doubled my income within 6 weeks."
R.B., Bakersfield, CA

Mail for FREE Information Package

Foley-Belsaw Institute
6301 Equitable Road
Kansas City, MO 64120-1395



Since 1926

Please Check Only ONE of the Following:

- | | |
|---|---|
| <input type="checkbox"/> Satellite Dish, Dept. 31404 | <input type="checkbox"/> Locksmithing, Dept. 12940 |
| <input type="checkbox"/> Computer Repair, Dept. 64529 | <input type="checkbox"/> Small Engine Repair, Dept. 52817 |
| <input type="checkbox"/> Gunsmithing, Dept. 92437 | <input type="checkbox"/> Woodworking, Dept. 43687 |
| <input type="checkbox"/> PC Programming, Dept. 35350 | <input type="checkbox"/> Upholstery, Dept. 81356 |
| <input type="checkbox"/> VCR Repair, Dept. 62632 | <input type="checkbox"/> Saw & Tool Sharpening, Dept. 21755 |
| <input type="checkbox"/> Vinyl Repair, Dept. 71289 | |

Name _____

Address _____

City _____

State _____ Zip _____

Call Toll-FREE 1-800-487-2100

PC PLACE

April 1997, Electronics Now

83

CIRCLE 331 ON FREE INFORMATION CARD

www.americanradiohistory.com

BAC552ES CONTROLLER



- Enhanced BASIC Language
- Philips 80C552 MCU
- 6"x9" circuit board
- 10 5A relay outputs
- 3 LED or logic outputs
- 16 opto-isolated inputs
- 8 ch. 10 bit analog inputs
- 2 ch. 8 bit analog outputs
- Real Time clock/calendar
- 128K Static RAM
- 128K FLASH memory
- 256 byte serial EEPROM
- 3 serial ports (RS232C/485)
- IIC bus expansion
- Plug-on I/O terminal blocks
- Single 12Vdc operation

APPLICATION READY ONLY \$334.90
Includes \$14.95 Connector Package!

APPLICATIONS: Industrial control • HVAC systems • security
• home automation • data logging • remote control & monitoring

SYLVA Control Systems a Division of Sylva Energy Systems Inc.

519 Richard Street, Thunder Bay, Ontario, Canada P7A 1R2


Ph. 807-768-2487 Fax 807-683-6485 BBS 807-767-0587

WEB PAGE: <http://www.sylvaccontrol.baynet.net>

Email: sylva@mail.baynet.net

16 Bit Control

& Data Acquisition System



from \$299

DSP
Powerful,
Easy to use,
Tons of Memory,

I/O & features:

16.8MHz 68HC16
RS-232 & RS-485
RT clock option

34 digital I/Os (7 IRQ)
+ LCD/Keypad port
+ 8 ch 10b fast A/D

Affordable "C" compiler/library
Multi-tasking kernel
Up to 256K ea. SRAM, FLASH memory

INTEC INOVENTURES INC.

Ph: (604) 721-5150 FAX: 721-4191

<http://www.islandnet.com/~iii>

ADAPT-11 68HC11 Module for Solderless Breadboards

- miniature 2.0" by 2.8" module
- plugs vertically into solderless breadboard
- reset circuit, button, & mode select switch
- RS-232 in, 5V reg. & ext. pwr. conn.
- all I/O lines on dual row connector
- programs 68HC811E2 & '711E9 chips



Starter Package comes with ADAPT-11 module, 68HC11E2 microcontroller with 8K EPROM on-chip (re-programmable in circuit 1000s of times; no EPROM programmer or eraser required), PC serial cable for downloading code, Motorola Programming Reference Guide, ADAPT-11 User Manual, freely distributable 68HC11 software, and demo program. #AD11-SP \$74.95 + \$5 shipping & handling.

Use PLCCs in your Solderless Breadboard!
• Solderless breadboard socket adapters for all popular PLCC sizes.
• Vertical design saves space on breadboard.
Also available: Solderless breadboard adapters for D109 & D125, and IDC (ribbon cable) connectors, from \$5.

Via MasterCard, AmEx, Discover

TECHNOLOGICAL ARTS

309 Aragona Blvd., Suite 102, Box 418, Va. Beach, VA 23462
1644 Bayview Avenue, Box 1704, Toronto, ON M4G 3C2
voice/fax: (416) 963-8996 www.fo.org/~techart

ROBOTIC MACHINING

ROUTE, MILL, DRILL, CARVE, ENGRAVE, PAINT
IN WOOD, PLASTIC, VINYL, PC BOARD, & LIGHT METALS!

- 4 & 5 MOTOR GANTRY MILL CONFIGURATIONS
- PC COMPUTER CONTROLLED CNC/DNC
- IMPORT/ EXPORT FILES TO OTHER CADS
- AUTO-BACKLASH COMPENSATION
- PRE-MACHINED HEAVY CASTINGS
- SIMULTANEOUS 4 AXIS MOTION
- FREE 3D CAD/CAM SOFTWARE
- AVAILABLE IN KITS OR ASSEMBLED
- EXPEDITE SERVICE ALSO AVAILABLE
- OPTIONAL ALUMINUM WAY COVERS
- .0005" RESOLUTION / AMERICAN MADE



STARTING AT
\$695.00

3 & 4 AXIS UNITS
FROM 12" X 12" TO
66" X 66" MACH. AREA

U.S. CYBERLAB, INC. 14786 SLATE GAP RD., WEST FORK, AR 72774

CALL NOW FOR INSTANT SPECS 501-839-8293 24 HR. FAX-BACK

PROGRAMMERS OVER 50 MODELS

ADVANTECH EETOOLS NEEDHAMS DATA VO ICE TECHNOLOGY HILO SYSTEM GENERAL CHROMA MODULAR CIRCUIT TECHNOLOGY XELTEK



PROMAX EMP-20 MEGAMAX MEGAMAX4 SIMM/SIP TESTER EMUPA

CALL ADVANTECH LABTOOL 599 EETOOLS SIMMAX
529 ICE TECH MICROV 795 CHROMA SIMM/SIP
650 EETOOLS ALLMAX + 359 MOD-MCT-EMUPA/R
409 EETOOLS MEGAMAX 279 MOD-MCT-EMUP/R
509 EETOOLS MEGAMAX4 49 EPROM 1G TO 512K
369 XELTEK SUPERPRO II 69 EPROM 1G TO 1MEG
409 XELTEK SUPERPRO II P 99 EPROM 4G TO 1MEG
249 XELTEK SUPERPRO L 199 EPROM 16G TO 1 MEG
165 XELTEK ROMMASTER II 89 EPROM 1G TO 8MEG
479 MOD-MCT-EMUPA 129 EPROM 4G TO 8MEG
739 STAG ORBIT-32 250 EPROM 8G TO 8MEG



LABTOOL48 MICROMASTER SUPERPRO ALLMAX PLUS ROMMASTER2

General Device Instruments

Sales 408-241-7376 Fax 241-6375 BBS 983-1234

Web www.generaldevice.com E-Mail tdcdevice@best.com



Write your PIC programs in BASIC!

Still \$99.95

The PicBasic Compiler converts your BASIC programs and BASIC Stamp I programs into hex files that can be programmed directly into a PIC microcontroller.

New Peek and Poke instructions let you access PORTA, A/D converter and other on-PIC features in BASIC.

- ◆ Expanded BASIC Stamp I compatible instructions
- ◆ True compiler provides faster program execution and longer programs than BASIC Interpreters
- ◆ In-line assembler and Call support
- ◆ Supports PIC16C6x, 62x, 7x and 8x micros
- ◆ Pocket PIC Programmers from \$34.95
- ◆ PICProto prototyping boards \$9.95 - \$19.95

*BASIC Stamp is a trademark of Parallax, Inc.

microEngineering Labs

Box 7532 Colorado Springs CO 80933

(719) 520-5323 FAX 520-1867

<http://www.melabs.com>



SILICON-CONTROLLED RECTIFIER PROJECTS

1586T—From TAB Books. A treasure trove of exciting projects using SCR's and other low-cost thyristor devices for power-control applications. Includes a sophisticated burglar-alarm system, an SCR-based smoke-alarm system, a remote-control garage-door opener, and a high-tech light dimmer that uses the output from your stereo to modulate the intensity of your lights. And then there are 20 more. To order—ask for book 1586T, and include your check for \$12.95 (includes s&h) in US and Canada, and order from — **Electronic Technology Today Inc., P.O. Box 240, Massapequa Park, NY 11762-0240.** US funds only, use US bank check or International money order. Allow 6-8 weeks for delivery.



MA09

Electronic CAD for Windows

Professional Windows EDA tools at an affordable price with powerful features to make designing faster. WinBoard PCB layout delivers sophisticated interactive routing for complex designs, plus it has the tools needed for high-speed circuits, analog, RF and SMT designs.

WinDraft® Schematics

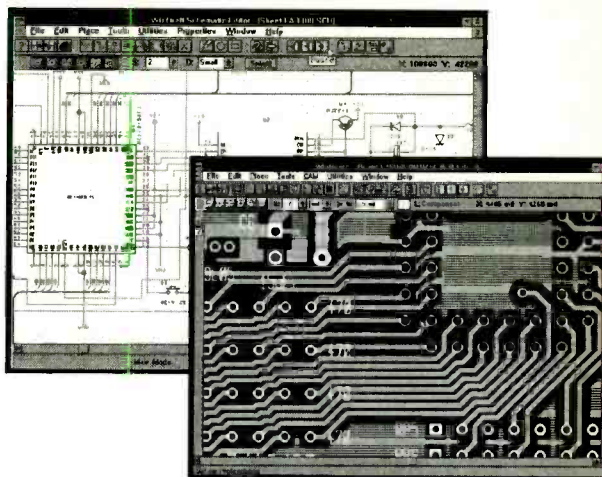
- ◆ Use True-Type fonts. Quickly copy and paste into other applications.
- ◆ Supports hierarchical designs, electrical rules checking, Annotation & Bill of Materials.
- ◆ Thousands of library parts and symbol editor included.

WinBoard™ PCB layout

- ◆ Supports 16 layers, multiple copper pours, and advanced features for RF designs.
- ◆ SMD & through hole library with on-line graphical editor.
- ◆ CAM outputs include BOM, in-circuit test, NC Drill, Gerber, Pick & Place, & Advanced Design Rule Checking (DRC).

With our unique **pin capacity** versions you only pay for what you need. You choose the base configuration to suit your needs today, and expand that configuration to handle increased pin capacity as your design requirements change.

New Versions Available Now



- \$ 250 WinDraft or WinBoard - P650
- \$ 495 WinDraft or WinBoard - unlimited
- \$ 895 WinBoard P650 with CCT Spectra® autorouter.

Thousands of satisfied customers are using this new generation of powerful and affordable Windows EDA tools from Ivex. Your satisfaction is guaranteed!

World Wide Web: <http://www.ivex.com>

Information and free evaluation version is available on the Ivex WW Web, FTP and BBS.


Tel: (503) 531-3555
 Fax: (503) 629-4907
 BBS: (503) 645-0576



Ivex Design International, 15232 NW Greenbrier Parkway, Beaverton, Oregon 97006. USA.

ADV2_1

CIRCLE 316 ON FREE INFORMATION CARD



MDA®

Muscular Dystrophy Association

(800) 572-1717

CONTROL YOUR WORLD

32K HC11

ModCon

Low Cost Microcontroller boards & kits + Applications

ZORIN <http://zorinco.com>
 or call (206) 282-6661

NAVY

**YOU AND THE NAVY.
 FULL SPEED AHEAD.**

1-800-USA-NAVY

DATA ACQUISITION

Affordable Hardware and Software for PC's

ANA100 Analog I/O \$ 99



- 8 Channel 8-Bit
- 0 to 5 Volt Input
- 14 TTL I/O lines
- Analog Output
- 400KHz Sampling

DIG100 Digital I/O \$ 39



- 8255 PPI
- 24 or 48 TTL I/O Lines option
- Selectable Base Address

ANA150 Analog/Counter... \$ 89



- 8 Channel 8-Bit
- 0 to 5 Volt Input
- 3 16-Bit Counters
- 400KHz Sampling

DIG200 Counter I/O \$ 79



- 3 16-Bit Counters
- 8 TTL Input lines
- 8 TTL Output lines
- Selectable Clock Frequency input

ANA200 Analog I/O \$ 79



- 1 Channel 12-Bit
- 0 to 5 Volt input optional bi-polar
- 100KHz / 300KHz Sampling rate
- 24 TTL I/O lines

ANA201 Analog \$ 129



- 8 Channel 12-Bit
- x1, x5, x10, x50 Programmable Channel gain
- 100KHz/300KHz Sampling rate

<NEW!> PC-SCOPEII - PC Oscilloscope Software
Use with our ANA100, ANA150, ANA151, ANA200, or ANA201 boards, for 1, 2, 4, or 8 channel capture and display of data on your PC. Oscilloscope, Storage, and X-Y modes of data display \$49.00



MasterCard/Visa orders accepted

More hardware and software items available, Call for information or

See our catalog on the internet: <http://www.bsosf.com>

E-mail: sales@bsosf.com

BSOFT Software, Inc.

Phone 614-491-0832 * Fax 614-497-9971
444 Colton Road * Columbus, OH * 43207

Learn MICROCONTROLLERS EMBEDDED SYSTEMS and PROGRAMMING...

...with the AES learning system/
embedded control system.
Extensive manuals guide you
through your development
project. All programming and
hardware details explained.
Complete schematics. Learn to
program the LCD, keypad digital,
analog, and serial I/O. for your applications.



**THREE MODELS AVAILABLE. Choose from an
Intel 8051, Intel 8088, or Motorola 68HC11
based system. All models come with:**

- 32K Byte ROM. 32K Byte RAM • 2 by 16 Liquid Crystal Display • 4 by 5 Keypad • Digital, Analog, and Serial I/O • Interrupts, timers, chip-selects • 26 pin expansion connector • Built-in Logic Probe • Power Supply (can also be battery operated) • Powerful ROM MONITOR to help you program • Connects to your PC for programming or data logging (cable included) • Assembly, BASIC, and C programming (varies with model) • Program disks with Cross Assembler and many, well documented, program examples • User's Manuals: cover all details (over 500 pages) • Completely assembled and ready to use • Source code for all drivers and MONITOR • Optional Text Book

Everything you need. From \$279.
Money Back Guarantee


Call for Free Info Pack, or see
WEB at <http://www.aesmicro.com>
714-550-8094, FAX 714-550-9941



Advanced Educational Systems
AES 970 W. 17TH STREET, SANTA ANA, CA 92706, USA

Call 1-800 -730-3232

386 SBC \$83




OEM (1K) PRICE

- INCLUDES:
- 5 SER (8250 USART)
 - 3 PAR (32 BITS MAX)
 - 32K RAM, EXP 64M
 - STANDARD PC BUS
 - LCD, KBD PORT
 - BATT. BACK. RTC
 - IRQ0-15 (8259 X2)
 - 8237 DMA 8253 TMR
 - BUILT-IN LED DISP
 - UP TO 8 MEG ROM
 - CMOS NVRAM
- USE TURBO C,
BASIC, MASM
RUNS DOS AND
WINDOWS
EVAL KIT \$295

\$95 SINGLE
PIECE
PRICE
**UNIVERSAL
PROGRAMMER**

- DOES 8 MEG EPROMS
- CMOS, EE, FLASH, NVRAM
- EASIER TO USE THAN MOST
- POWERFUL SCRIPT ABILITY
- MICROCONT. ADAPTERS
- PLCC, MINI-DIP ADAPTERS
- SUPER FAST ALGORITHMS



OTHER PRODUCTS:
8088 SINGLE BOARD COMPUTER OEM \$27 ... \$95
PC FLASH/ROM DISKS (128K-16M) 21 75
16 BIT 16 CHAN ADC-DAC CARD 55 195
WATCHDOG (REBOOTS PC ON HANGUP) 27 95

*EVAL KITS INCLUDE MANUAL
BRACKET AND SOFTWARE.
5 YR LIMITED WARRANTY
FREE SHIPPING
HRS: MON-FRI 10AM-6PM EST



**MVS BOX 850
MERRIMACK, NH
(508) 792 9507**

Your ticket to a secure retirement.

Save for retirement with U.S. Savings Bonds. For more information,
ask your employer or bank, or write: U.S. Savings Bonds,
Washington, DC 20226.

For a recorded message of current rate information, call
1-800-4US BOND • 1-800-487-2663



A public service of this magazine

SPECIAL PROJECTS

We design/build/modify/repair/consult on any device / system / process / project electronic / computer / mechanical / optical (eg: phone/auto/security/Radionic/lab/energy/HV/EM/RF/radar/ultrasonic/IR/UV/commo) for business and personal/invention needs. Describe & include nonrefundable \$30 pre-engineering fee. Time & cost estimates sent in 7-10 days. Confidentiality guaranteed!

OFF-THE-SHELF HARDWARE

Van Eck Systems ★ Data Card Reader/Writers ★ RF/EM/μWave/Radar/Ultrasonic/IR/Light/Sound Detectors/Xmitters/Jammers/Blasters ★ Security/Surveillance ★ EM Weapon Countermeasures ★ Neurophone/Rife/Crystal Radionics ★ Bug & Tap Detectors/Blasters ★ Lineman's Handsets ★ Phone Color Boxes ★ Voice Disguisers ★ ESS Infinity Devices ★ DTMF Decoders ★ Child Finder ★ Panic Button ★ Slot Machine Masters ★ Subliminal Mixer/Amps (Ultrasonic/Infrasonic) ★ TENS ★ Hearing Assistors ★ Electronic Dowzers ★ Shriek Modules ★ Ghost Detectors ★ Vortex Generators ★ Alien Brainblasters ★ 6th Sense Communicators ★ More! Order Catalog Today!!

AUTOMATIC TELLER MACHINES

ATM crimes, abuses, vulnerabilities and defeats exposed! 100+ methods detailed, include: Physical, Reg. E, cipher, PIN compromise, card counterfeiting, magnetic stripe, false front, TEMPEST, Van Eck, tapping, spoofing, inside job, super-cool, vibration, pulse, high voltage - others. Case histories, law, countermeasures, detailed security checklist, labeled internal photos, figures. ATMs contain up to \$250,000 in cash!

PAGER (BEEPER) MANUAL

Describes in detail how Pagers work, different types and uses, frequencies, advantages over and uses with cellphones, and tips and tricks. How Pagers are hacked and countermeasures. Includes plans for a Personal Pocket Paging System (xmitter and receiver).

HACKING FAX MACHINES

Describes in detail how Fax Machines are hacked and countermeasures. Includes G3 Fax protocols, commo parameters, compression algorithms, Class 1 & Class 2 commands, Spy Fax Switcher, Fax Servers, FODs/FOCs, and Makeup/Terminating Codes. And insights into designing Fax interception devices and modifying existing Faxes into Stealth Faxes. Eye-popping and invaluable!

PBX HACKING

PBXs are hacked to the tune of about \$8 Billion/yr! "PBX Hacking" exposes all issues relating to PBX hacking, including countermeasures. This manual was featured in Forbes Magazine! Shocking!

VOICE MAIL HACKING

Exposes how Voice Mail Box systems are used and specific ways they are hacked. Includes ASPEN, MESSAGE CENTER, BIX, GENESIS, RSVP, CENTAGRAM, EZ, AUDD, SYDNEY, PHONE MAIL, CINDY, SPERRY LINK, etc. A must for all users, hackers, and security personnel!

10% Off
Orders Over
\$100!!

TOP SECRET

NOT FOUND IN BOOKSTORES!

CONSUMERTRONICS

P.O. Drawer 537 Alamogordo, NM 88311

ORDER TODAY! 505-439-1776

Fax: 505-434-0234 (ORDERS ONLY)

Web Adventure: www.tsc-global.com

Established in 1971. Featured on CBS "60 Minutes," Forbes, New York Times.

Add \$5 total S/H (US, Canada). Sold for educational purposes only. Postal M.O. is fastest. VISA, MC OK. COD (\$49-\$999), add \$6.

STOPPING POWER METERS

As reported on "60 MINUTES"! How devices can slow down (even stop) watt-hour meters - while loads draw full power! Device plugs into one outlet and normal loads into other outlets. Describes meter creep, overload droop, etc. Plans!

THE I.G. MANUAL: External magnetic ways (applied to meter) to slow down and stop power meters while drawing full loads. Plans. \$25.

KW-HR METERS: How watt-hour meters work, calibration, error modes (many), ANSI Standards, etc. Demand and Polyphase Meters. Experimental results to slow and stop meters by others. A real eye-opener! \$25.

Special! All 3 (above), Only \$59!

BEYOND PHONE COLOR BOXES

Dozens of PCB's described - many circuits. Plus Call Forwarding, Conferencing, Phreak History, Glossary, Diverters, Extenders, Loops, REMOBS, Bridging Heads & Cans, Optocom, 3rd Party and many other non-box methods - more! \$29.

HACKING ANSWERING MACHINES

All the known ways answering machines are hacked to listen to and erase messages, and to convert them into mini-VMBs. Plus countermeasures - protect yourself from hackers/thieves! \$29.

PHREAKING CALLER ID & ANI

Details on how they work and dozens of effective ways of defeating Caller ID, ANI, *69, *57, Call Blocking, *67 etc. Also describes Caller ID, Orange, Beige, Cheese & CF Boxes, ESS, SS7, E-911, various Class services, CN/A, Non Pub DA, CAMA, DNR, 800-ECR, Diverters, LD Extenders, Centrex - much more! \$29.

CELLULAR AND CORDLESS MODS

So explosive we can't even tell you what it's about! See our Catalog for our infamous cell phone mod guide - detailed, comprehensive, covers most makes - 10 times more info than any competitors' manual!

THE HACKER FILES

Compilation of 100s of the best eye-popping articles written by top hackers/phreakers. ASCII text. Covers every major topic in hackerdom! On 3 HD PC Disks! \$49.

MIND CONTROL

Fear increases over EM and ultrasonic mind control technologies - especially implants. Many more lies published than facts. Secret agents are often used for reporting back to covert organizations. Learn shocking truth about this bizarre phenomenal \$39.

UNDER ATTACK!

Electromagnetic weapon attacks cause cancer, birth defects, and profound psychological and neurological disorders! This manual includes actual cases of EM attacks (we investigated)! Includes how to tell if you are under an EM attack, and specific countermeasures. Much more! Shocking! \$29.

BY AN ORDER OF THE MAGNITUDE

The most comprehensive, hard-hitting, hi-tech survival book ever written! Topics include electronic, computer, commo, chemistry, weaponry, cryptography, energy, concealment, revenge, alarm, disguise & ID change. Designs, tactics & strategies to survive an increasingly dangerous and brutal world. Field-expedient use of technology in various threat and conflict environments and scenarios. \$49.

THE ULTIMATE SUCCESS MANUAL

How to lie, cheat, steal, influence, and intimidate your way to success! Underpaid? Overworked? Harassed? Manipulated? Forget job performance. This manual outlines what it really takes to make it to the top in today's corporate BS world! \$19.

INTERNET CONS & SCAMS

Net cons and related frauds now rake in \$2+ Billion annually! Most are done with little fear of prosecution. Detailed, + countermeasures.

INTERNET TRACKING & TRACING

The Net is infected with spammers, stalkers, scammers, infectors, and other wrongdoers who hide behind its anonymity. Learn how to trace them down in this comprehensive, eye-popping manual!

COMPUTER PHREAKING

Describes in detail how computers penetrate each other, and how VIRUSES, TROJAN HORSES, WORMS, etc are implemented. Dozens of computer crime and abuse methods and countermeasures. Includes disk filled with hacker text files and utilities, and the legendary FLUSHOT + protection system. Internet advice, password defeats, glossary - much more! Manual + PC Disk!

BEYOND VAN ECK PHREAKING

Eavesdropping on TV and computer video signals using an ordinary TV described in detail. Includes security industry reports. Range up to 1 KM. Plans include both the Consumertronics and the original Top Secret Van Eck designs!

CREDIT CARD SCAMS

Completely describes every known means of credit card fraud and scams, + countermeasures. Protect yourself!

OTHER EXCITING TITLES!

CONS & SCAMS

Most comprehensive manual on C&S available! Details 100s, their many variations, and countermeasures!

STEALTH TECHNOLOGY

Every known police radar error - stealth method and material used to minimize radar and laser reflections - tactic and strategy to fight speeding tickets!

THE PLACAK REPORT

How to read and decrypt the magnetic flux-reversals on popular credit and debit card magnetic stripes. How to determine the decrypted PIN, PAN, bank number, dates, number of uses remaining. No hardware needed!

HIGH VOLTAGE DEVICES

Many HV device plans: Stun Gun, Taser, Prod, Cane, Flasher, Blaster, Zapper, Radar Jammec, Jacob's Ladder, Fence Charger, Geiger Counter, Fish Stunner, much more!

RADIONICS MANUAL

Exciting electromagnetic therapeutic, diagnostic devices (mostly experimental). Descriptions, plans, availability.

ROCKET'S RED GLARE

The most definite and comprehensive source on solid-propellant survival and amateur rocketry! Many plans!

FREE! \$19

How you can get FREE money, jobs, land, housing, meals, medical care, equipment, merchandise, much more!

POLYGRAPH DEFEATS

How anyone can tell "the truth" to a "lie detector". Many proven methods to beat the test, and what to avoid.

SHOCKING!

ALL-NEW TOP SECRET CATALOG. FEATURES 200+ SURVIVAL PRODUCTS! WILL BLOW YOUR MIND! MAIL \$3, or \$1 WITH ORDER!

ORDER TODAY!!

Digital Panel Meters (LCD & LED)

Don't let the prices fool you. These digital panel meters are not surplus, so even if you design them into an ongoing manufactured product, you can be assured of continued availability. These high quality digital panel meters are decimal point selectable with guaranteed zero reading at zero volts input.



3-1/2 Digit LCD 3-1/2 Digit LED 4-1/2 Digit LCD

PM-328: 4-1/2D LCD Digital Panel Meter

Features

- 200.00mV Full Scale Input Sensitivity
- Single 9V DC Operation
- Decimal Point Selectable
- 11mm LCD Figure Height
- Automatic Polarity Indication
- Low Battery Detection and Indication
- High Input Impedance (>100 Mohm)

Applications Include:

- Voltmeter
- Thermometer
- pH Meter
- dB Meter
- Watt Meter
- Current Meter
- Capacitance Meter
- LUX Meter
- LCR Meter
- Other Industrial & Domestic Uses

PM-128: 3-1/2D LCD Digital Panel Meter

PM-129: 3-1/2D LED Digital Panel Meter

Features

- 200mV Full Scale Input Sensitivity
- PM-128 - Single 9VDC Operation
- PM-129 - Single 9VDC Operation
- Decimal Point Selectable
- PM-128 - 13mm Figure Height
- Automatic Polarity Indication
- Guaranteed Zero Reading for 0 Volt Input
- High Input Impedance (>100Mohm)

Specifications - PM-128/PM-129


Maximum Input : 199.9mV DC
 Maximum Display : 1999 counts (3-1/2 Digits) w/Automatic Polarity Indication
 Indication Method : PM-128 - LCD Display
 PM-129 - LED Display
 Measuring Method : Dual-Slope Integration
 A/D Converter System
 Overrange Indication : "1" Shown In the Display
 Reading Rate Time : 2-3 Readings per sec.
 Input Impedance : >100 Mohm
 Accuracy : +0.5% (23+5°C, <80% RH)
 Power Dissipation : PM-128 - 1mA DC
 PM-129 - 60mA DC
 Decimal Point : Selectable w/Wire Jumper
 Supply Voltage : PM-128 - 9V DC
 PM-129 - 9V DC
 Size : 67mm x 44mm

Specifications - PM-328

Maximum Input : 199.99mV DC
 Maximum Display : 19999 counts (4-1/2 Digits) w/Automatic Polarity Indication
 Indication Method : LCD Display
 Overrange Indication : "1" Shown In the Display
 Input Impedance : >100 Mohm
 Accuracy : +0.05% (23+5°C, <80% RH)
 Power Dissipation : 1mA DC
 Decimal Point : Selectable w/Wire Jumper
 Supply Voltage : 9V DC
 Size : 67mm x 44mm

AS LOW AS \$5.25 ea.

CAT NO	DESCRIPTION	PRICE EACH				
		1	10	25	100	250
PM-128	3-1/2 Digit LCD Panel Meter	\$ 9.90	\$ 7.09	\$ 6.40	\$ 5.86	\$ 5.25
PM-129	3-1/2 Digit LED Panel Meter	11.49	9.54	8.67	7.95	6.95
PM-328	4-1/2 Digit LCD Panel Meter	19.88	16.40	14.90	13.66	11.93



Ball Bearing 12V DC Fans These High Quality Fans feature Ball Bearings and Brushless DC Motors. All of them are designed to meet UL, CSA & VDE Standards. Design these fans into power supplies, computers or other equipment requiring additional air flows for heat removal. These fans are regular Circuit Specialists stock items — they are not surplus.

INDUSTRY BEST PRICING!

CAT NO	PRICE EACH				
	1	10	25	100	250
CSD 4010-12	\$ 9.88	\$ 6.38	\$ 5.48	\$ 4.87	\$ 4.87
CSD 6025-12	9.38	5.91	5.41	4.71	4.71
CSD 8025-12	8.88	5.85	5.19	4.49	4.49
CSD 9225-12	8.95	6.14	5.29	4.59	4.59
CSD 1225-12	11.45	8.96	7.82	6.85	6.85

Specifications

CAT NO	DIMENSIONS (MM)	RATED VOLTAGE (V)	START VOLTAGE (V)	INPUT CURRENT (A)	AIR FLOW (CFM)	STATIC PRESSURE (INCH-H ₂ O)	SPEED (RPM)	NOISE LEVEL (dB)	WEIGHT (g)
CSD 4010-12	40x40x10mm	12	7	0.06	5.1	0.19	5,500	26	20
CSD 6025-12	60x60x25mm	12	5	0.13	13.7	0.165	4,500	28	65
CSD 8025-12	80x80x25mm	12	5	0.16	37.8	0.177	3,000	31	80
CSD 9225-12	92x92x25mm	12	5	0.32	42	0.18	2,800	37	95
CSD 1225-12	120x120x25mm	12	5	0.35	62	0.180	2,500	42	135

- SOLDER • SOLDER • SOLDER • SOLDER
- SOLDER • SOLDER • SOLDER • SOLDER

We stock high quality 60/40(Sn%/Pb%), .031" and 63/37, .031" diameter. This is prime JIS certified solder that we maintain as a regular stock item (It is not "Left-overs, Rejects or Surplus") and you can buy it from us at a fraction of the price that you are used to.

Tired of Paying Inflated Prices for Solder?

CAT NO	DESCRIPTION	PRICE EACH		
		1	10	25
RH60-1	1-lb. Spool, .031", 60/40	\$ 6.90	\$ 5.96	\$ 5.30
RH63-1	1-lb. Spool, .031", 63/37	6.95	6.10	5.41
RH60-4	4.4-lb. Spool, .031", 60/40	24.00	21.90	17.92
RH60-TUBE	6-oz. Tube, .031", 60/40	.99	.89	.79

CAT NO	DESCRIPTION	PRICE EACH	
		1	5
CA-H34A	PCB Mounted IRCCD Camera	\$99.00	\$85.00
A34	Power Supply Regulating Kit	\$6.95	-----

CCD Camera - IR Responsive

As Low As \$85!!

This black and white monochrome CCD Camera is totally contained on a PCB (70mm x 46mm). The lens is the tallest component on the board (27mm high from the back of the PCB) and it works with light as low as 0.1 lux. It is IR Responsive for use in total darkness. It comes with six IR LED's on board. It connects to any standard monitor, AUX or video input on a VCR or through a video modulator to a TV. Works with a REGULATED 12V power supply (11V-13V). Hooks up by connecting three wires: red to 12V, black to ground (power & video) and brown to video signal output.



Power Supply Regulating Kit for CA-H34 This simple kit is designed to fit onto the back of the CA-H34 CCD camera. It resolves the problem of hooking up the camera to an UNREGULATED supply (which damages the camera) by providing safe regulated power from any 12V-14V DC supply. It also provides regulated 12V DC from a 12V AC source.

SEE OUR ON-LINE CATALOG AT
<http://www.cir.com>

CIRCUIT SPECIALISTS, INC.

SINCE 1971
800-811-5203
602-464-2485
602-464-5824(FAX)

WE ACCEPT:



RECEIVE OUR LATEST 132 PAGE CATALOG!

It's chock full of all types of electronic equipment and supplies. We've got I.C.'s, capacitors, resistors, pots, inductors, test equipment, breadboarding supplies, PC supplies, industrial computers, data acquisition products, personal computers and computer parts, plus much, much more. FAX us your name and address or call 800-811-5203, ext. 5, to leave a message on our catalog request line.



CIRCLE 327 ON FREE INFORMATION CARD

CONTROL MEASURE INPUT

RELAYS • LIGHTS • MOTORS
TEMPERATURE • PRESSURE • LIGHT LEVELS • HUMIDITY
SWITCH POSITIONS • THERMOSTATS • LIQUID LEVELS

MODEL 30 \$79



- PLUGS INTO PC BUS
- 24 LINES DIGITAL I/O
- 8 CHANNEL
- 8 BIT A/D/IN
- 12 BIT COUNTER
- UP TO 14K BMP/SEC

MODEL 45 \$189



- RS-232 INTERFACE
- 8 DIGITAL I/O
- 8 ANALOG INPUTS
- 2 ANALOG OUTPUTS
- 2 COUNTERS-24 BIT

MODEL 100 \$279




- 12 BIT 100 KHZ A/D
- 4 ANALOG OUTPUTS
- 3 TIMER COUNTERS
- 24 DIGITAL I/O

MODEL 60 \$179



- 8 2-AMP RELAYS
- 16 DIGITAL I/O
- 1 8-BIT ANALOG INPUT

MODEL 40 \$99



- RS-232 INTERFACE
- 28 LINES DIGITAL I/O
- 8 ANALOG INPUTS
- PWM OUTPUT
- OPTIONAL 12 BIT A/D

MODEL 70 \$239



- RS-232 INTERFACE
- 18 BIT A/D
- 8.5 DIGIT
- UP TO 68 BMP/SEC

NEED A CUSTOM PCB? TRY US.

PRAIRIE DIGITAL, INC.

PHONE 608-643-8599 • FAX 608-643-6754
846 SEVENTEENTH STREET • PRAIRIE DU SAC, WISCONSIN 53578

CIRCLE 328 ON FREE INFORMATION CARD

AT LAST! DC-20 MHz SYNTHESIZED PERFORMANCE FOR ONLY \$795!

- DC-20 MHz, .1 Hz resolution, DC offset
- Linear/Log Sweep
- Internal/External AM
- Internal/External FM
- Internal/External PM
- Internal/External SSB
- Internal/External BPSK
- Dualtone Generation
- Internal/External FSK
- Burst
- DTMF Generation
- DTMF Detection
- Power Level Measmt

\$795

**Arbitrary Waveform
Generation Now
Available!**



The SG-100 gives you clean .1 Hz synthesized precision and a wide diversity of modulation functions all of which can be performed using an internally generated or externally applied signal. You also get signal analysis functions that are just not offered on any other signal source such as DTMF Detection and Power Level Measurement. And because you can download new instrument functions to Flash memory, you can ensure that your SG-100 will never become obsolete.

Call, email, or fax us for your free information kit. Visit us on the web for specs and applications.



C.O.D.

P.O.

Telulex Inc.
2455 Middlefield Way S. Mountain View, Ca. 94043
Fax: (415) 938-0241 <http://www.telulex.com> email: sales@telulex.com

(415) 938-0240

CIRCLE 330 ON FREE INFORMATION CARD

ATTENTION CABLE VIEWERS

CABLE VIEWERS... get back to your **BASIC** Cable Needs

Call 800-577-8775

For information regarding all of your **BASIC** cable needs.

5 GOOD REASONS TO BUY OUR FAR SUPERIOR PRODUCT

- ❖ PRICE
- ❖ EFFICIENT SALES AND SERVICE
- ❖ WE SPECIALIZE IN 5, 10 LOT PRICING
- ❖ ALL FUNCTIONS (COMPATIBLE WITH ALL MAJOR BRANDS)
- ❖ **ANY SIZE** ORDER FILLED WITH SAME DAY SHIPPING

We handle **NEW** equipment ONLY - Don't trust last year's **OBSOLETE** and **UNSOLD** stock!
COMPETITIVE PRICING—DEALERS WELCOME

HOURS: Monday-Saturday 9-5 C.S.T.

It is not the intent of B.E.S.W. to defraud any pay television operator and we will not assist any company or individual in doing the same.
*Refer to sales personnel for specifications

P.O. Box 8180 ■ Bartlett, IL 60103 ■ 800-577-8775

CIRCLE 324 ON FREE INFORMATION CARD



**BASIC
ELECTRICAL
SUPPLY &
WAREHOUSING
CORPORATION**

Digital Entertainment
also available through
Skyvision



USSB



AlphaStar

4D TV
FOR C-BAND



Keep your C-band System Running Strong

BEST Values from Skyvision!

Receivers
from \$259
including 4DTV

Actuators
12" to 52" for all
C- and Ku-band dishes

LNBs
All kinds
to heat up your picture

Tune-Up Kits
for C/Ku band & DBS

Programming
Save 30% - 50% with Skypac™

Support
Customers enjoy toll-free technical help

Everything on the arc for complete variety

Enjoy debut of new channels
Often in the clear for months

Wild feeds... Action as it happens

Programming you want at a price
you can afford to pay

Whether you're considering your first
satellite TV entertainment system or
looking for an upgrade to your
current system, Skyvision provides
the best in hardware, technical
support, convenience,
low cost and service.

1046 Frontier Drive
Fergus Falls, MN 56537

Fax/218-739-4879 Int'l 218-739-5231


All marks shown are registered trademarks
of their respective owners.

1-800-334-6455
www.skyvision.com

Skyvision

New and Pre-Owned Test Equipment

 **Goldstar**



Model OS-9100P → **\$899.00**

Full 100 MHz Bandwidth!

- Dual-Channel, High Sensitivity
- TV Synchronization Trigger
- Calibrated Delayed Sweep
- Includes Two Probes, 2 Year Warranty

FREE SHIPPING!

ON GOLDSTAR EQUIPMENT
ANYWHERE IN THE U.S.
Excluding AK & HI



BK PRECISION
MAXTEC INTERNATIONAL CORP.

Model 4040 \$499.00
20 MHz Sweep/Function Generator

- 0.2 Hz to 20 MHz, 5 digit LED Display
- AM & FM Internal or External Modulation
- Sine, Square, Triangle, TTL, CMOS Outputs
- Burst Operation
- External 30 MHz Frequency Counter

NEW!



TOLL FREE 1-800-99-METER

1-800-996-3837

See us on the Web!
www.fotronic.com

LOWEST PRICES EVER!
New FLUKE MULTIMETERS & TEKTRONIX OSCILLOSCOPES
The Industry Standard in Multimeters
Fluke Model 87...\$285.00
TEKTRONIX TDS SERIES ON SALE!

Pre-Owned Oscilloscope Specials

B + K Precision 1476 10 MHz \$229.00
Great Starter Scope!

Tektronix 465 100 MHz \$599.00
Tektronix 465B 100 MHz \$699.00
Tektronix 475 200 MHz \$799.00
Tektronix 475A 250 MHz \$899.00

- The Industry Standard of Oscilloscopes
- Dual Channel, Calibrated Delayed Sweep
- Professionally Refurbished
- Aligned & Calibrated to Original Specifications
- 6 Month Warranty - The Longest Available!

Test Equipment Depot

A FOTRONIC CORPORATION COMPANY

P.O. BOX 708 Medford, MA 02155

(617) 665-1400 • FAX (617) 665-0780

email: afoti@fotronic.com

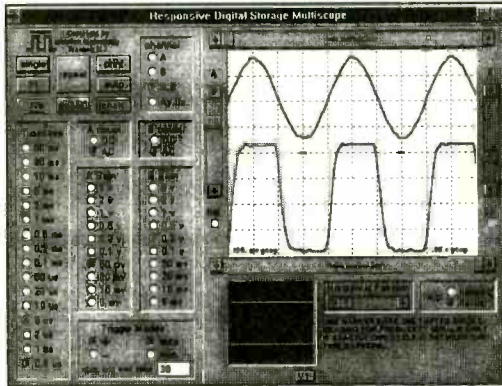
CIRCLE 334 ON FREE INFORMATION CARD

TURN YOUR PC INTO A DIGITAL STORAGE OSCILLOSCOPE!

The all new
PC-MultiScope
2

15Mhz
analog
bandwidth!

At right:
Actual
scope
screen as
seen on
your PC
monitor.



For Industrial, educational, hobbyist,
auto, and audio test & measurement

\$459 + S/H. Visa/MC/Check OK
Add \$99 for source code option

Also: the original PC-MultiScope (2Mhz analog b'width, no ext trig) - \$399

FEATURES:

1. Dual channel; external triggered
2. Digital storage; Windows based
3. Connects to PC parallel port
4. 20Megasamples/sec sampling; 15Mhz max. analog bandwidth
5. 8 bit resolution/ 8K RAM buffer
6. Prog. gain: 5v/div to 1mv/div
7. Spectrum analyzer (fft) function
8. Strip chart recorder function
9. TTL output for control app's
10. Visual Basic source code avail.

AMAZE ELECTRONICS CORPORATION
amaze@hooked.net www.hooked.net/users/amaze
Phone: 800-996-2008 Fax: 408-996-0366

ELECTRONIX EXPRESS

For MORE Low-Priced Items Send For
FREE 168-Page Catalog

WELLER SOLDERING STATION - MODEL WLC 100

- Variable power control (5 to 40 watts)
- Replaceable heating element
- Quality light-weight pencil iron

\$37⁹⁵



DUAL-TRACE OSCILLOSCOPE

Goldstar 9020

20 MHz **\$339⁰⁰**



DIGITAL MULTIMETER

WITH CAP/FREQUENCY/
TRANSISTOR TESTER

Part No. E01DM645



BK PRECISION FUNCTION GEN.

5 MHz W/ DIG. DISPLAY

MODEL 4011

\$230⁰⁰



ALLIGATOR LEADS

SET OF 10

Part No. E05ALS1



TERMS: Min. \$20 + shipping. School Purchase Orders, VISA/MC, Money Order, Prepaid.
NO PERSONAL CHECKS, NO COD. NJ Residents: Add 6% Sales Tax.

365 Blair Road • Avenel, NJ 07001-2293

<http://www.elexp.com> (Email: electron@elexp.com)

800-972-2225

In NJ: 908-381-8020

Fax: 908-381-1572

CIRCLE 320 ON FREE INFORMATION CARD

ALL ELECTRONICS

C O R P O R A T I O N

QUALITY PARTS

FAST SHIPPING

DISCOUNT PRICING

CALL, WRITE, FAX
or E-MAIL For A
Free 64 Page
CATALOG.
Outside the U.S.A.
send \$2.00 postage.

Low Low Price! 25' BNC-BNC CABLE



25 foot RG58-A/U, 50 ohm co-ax cable with male BNC connectors molded with strain reliefs on both ends. Ideal for studio, lab or communications use. Inquire for quantity pricing.

\$4.75
each

CAT# CBL-25

10 for \$45.00

SPECIAL PRICE! TWIST ON F-56 CONNECTOR

We recently made a large purchase of this twist-on co-ax connector for RG-6 cable. Special pricing while the supply lasts.



100 for \$15.00

500 for \$50.00

1000 for \$70.00

CAT #FTO-56R

S-VHS VIDEO CORD



4' cable with miniature 4 pin mini DIN plugs on both ends.

CAT# CB-363

\$3.00
each

10 for \$25.00

100 for \$150.00

"HI-8" VIDEO CASSETTE (USED)

SONY Hi-8
Top quality, metal particle 120 minute video cassettes. Used for a short time, then bulk-erased. Each cassette has its own plastic storage box. Satisfaction Guaranteed.



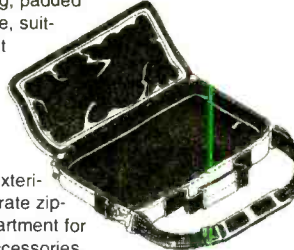
\$3.00
each

CAT # VCU-8

10 for \$28.00 • 100 for \$250.00

NOTEBOOK COMPUTER CARRYING CASE

Great looking, padded carrying case, suitable for most notebook computers or similar equipment. Black leatherette exterior or with separate zippered compartment for papers or accessories. Detachable nylon web shoulder strap. Interior space is 13.5" X 9" X 2.5"

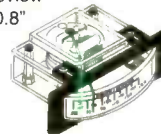


\$9.75
each

CAT # CSE-12

EDGEVIEW PANEL METER FS=1 MILLIAMP

Beautifully constructed edgeview meter movement. 2.75" X 0.8" face. Scale is labeled "BEATS/MINUTE" and is calibrated from 50-150. It can be easily removed or reversed to create a blank scale. The black bezel is 3.53" X 1.33" and can be adjusted or removed. 0.1" thick clear plexiglass case. Maximum case size behind mounting plane: 2.75" X 1.18" X 2.18". Solder lug terminals.



\$5.50
each

CAT # MET-48

3 WAY CROSSOVER, INFINITY



Designed for Infinity Studio Monitor, "SM-112", 3 way, 8 ohm speaker system. Rated for 10-175 watts. Crossover frequencies at 900 Hz and 5,500 HZ. Auto-reset circuit breaker protection.

Matte black plastic front panel assembly is 6.75" X 3.6" and has a control for tweeter level adjustment. Fits a cut-out of 5.4" X 2".

\$7.50
each

CAT# LX-112

THE INSULTINATOR A Programmable Electronic Insult Machine

"You're A Completely Slobbering Greasy Dweeb!"

"You're a totally ugly gross boring nerd!"

"You're A Totally Freaky Wacky Bonehead!"



Hand-held voice synthesizer plays a variety of insults which can be altered by selecting various programming buttons. Thousands of possible insults. Even though no profanity is used, a major nationwide retailer rejected these as being too insulting for their customers. Wild green and black case with belt or pocket clip. Includes 3 AA batteries. Attractive display package.

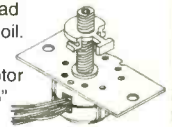
\$4.95
each

CAT# INS-5

case of 24
\$4.50 each

SMALL STEPPER MOTOR

Polar, two phase, 6 lead stepper motor. 53 ohm coil. Operates well on 12 Vdc. 15 degrees per step. Motor body is 1" diameter X 0.5" 0.08" (2mm) diameter shaft is 0.365" long. The shaft is covered with a threaded plastic sheath (0.25" dia X 0.75" long) which acts as a worm gear. This mechanism, is easily removable. Rectangular mounting bracket, 1.73" X 1.10".



\$1.50
each

CAT# SMT-21

10 for \$12.50

NEODYMIUM MAGNET

Aprox. 1.86" X 1.02" X 0.08" thick.

CAT# MAG-26

\$1.50
each

25 for \$31.25
100 for \$100.00

ORDER TOLL FREE

1-800-826-5432

MAIL ORDERS TO:
ALL ELECTRONICS CORP.
P.O. BOX 567
VAN NUYS, CA 91408-0567

FAX (818) 781-2653 • INFO (818) 904-0524
INTERNET <http://www.allcorp.com/>
E-MAIL allcorp@allcorp.com

NO MINIMUM ORDER • All Orders Can Be Charged to Visa, Mastercard, American Express or Discover • Checks and Money Orders Accepted by Mail • Orders Delivered in the State of California must include California State Sales Tax • NO C.O.D. • Shipping and Handling \$5.00 for the 48 Continental United States - ALL OTHERS including Alaska, Hawaii, P.R. and Canada Must Pay Full Shipping • Quantities Limited • Prices Subject to change without notice.

MANUFACTURERS - We Purchase EXCESS INVENTORIES... Call, Write, E-MAIL or Fax YOUR LIST.

CIRCLE 214 ON FREE INFORMATION CARD

www.americanradiohistory.com

FM TRANSMITTER KITS! FUN PROJECTS AND MORE!



WE ACCEPT VISA, MC, MO, COD
SHIPPING & HANDLING EXTRA
XANDI ELECTRONICS, INC.
YOUR MANUFACTURER OF HIGH QUALITY KITS
• TECH SUPPORT NUMBER (602-829-0755)



- Powerful 2 stage audio amplifier.
- Tunes 88-108 MHz.
- Up to 1 mile range.
- Requires 9V battery. (Not incl.)
- Sensitive, picks up sounds at the level of a whisper.

SUPER-MINIATURE FM TRANSMITTER
Super small FM transmitter. Use with any FM broadcast receiver. Easy to assemble, all chip (SMT) parts are pre-assembled to the circuit board.

XST500 E-Z Kit \$49.95

- Sensitive audio amplifier, picks up sounds at the level of a whisper.
- Tunes 88-108 MHz.
- Up to 1/2 mile range.
- Miniature photo battery mounts right on circuit board. (Included)

MICRO-MINIATURE FM TRANSMITTER
Including the battery, this is the Worlds smallest FM transmitter. Use with any FM broadcast receiver. Easy to assemble, uses pre-assembled circuit board.

XWB1000 E-Z Kit \$46.95

- Up to 1/2 mile range.
- Miniature photo battery mounts right on circuit board.
- Transmits at 143 MHz.
- Amazing audio sensitivity, picks up sounds at the level of a whisper.

CRYSTAL CONTROLLED FM TRANSMITTER
Including the battery, this is the Worlds smallest crystal controlled FM transmitter. Transmits to any scanner type receiver. Easy to assemble, uses pre-assembled circuit board.

XTL1000 E-Z Kit \$69.95

- Transmits a continuous beeping tone.
- Transmits at 143 MHz
- Up to 1 mile range.
- Works with most any scanner type receiver.

TRACKING TRANSMITTER
Only 0.75 by 1.8 inches including the battery, the XTR300 is ideal for use in locating lost model rockets, bicycles, automobiles, games of hide and seek, and contests.

XTR300 E-Z Kit \$79.95

- Dial your phone from anywhere and listen to the sounds inside your home.
- Two digit Touch Tone code for secure operation.

TELEPHONE SNOOP
The latest in home or office security. Call home from anywhere, enter a two digit security code, and hear the sounds in your home. Automatically turns on without ringing the phone. Verifies code, then activates for one and a half minutes.

XPS-CASE KIT \$14.95
XPS1000 C KIT \$55.95

- Smallest Phone transmitter anywhere!
- Tunes 88-108 MHz.
- Up to 1/4 mile range.
- Attach to phone line anywhere in house.
- No battery required, powered by phone line.

SUPER-MINIATURE PHONE TRANSMITTER
Worlds smallest FM phone transmitter. Use with any FM broadcast receiver. Easy to assemble, all chip components are pre-assembled to the circuit board.

XSP250 E-Z Kit \$34.95

- Professional quality.
- Uses new Microwave Integrated Circuit amplifier.
- Assembly is a snap.
- Covers 1 to 2,000MHz.
- Adjustable sensitivity.
- Audio jack for privacy ear phone.

SUPER SENSITIVE BUG DETECTOR
Any intercepted signal causes an audio tone that increases from a low pitched growl to a high pitched squeal as you get closer to the source of the signal.

XBD500 E-Z Kit \$129.95

- Use with any FM broadcast receiver.
- Hear every sound in an entire house!
- Up to 1 mile range.
- Powerful 2 stage audio amplifier.

MINIATURE FM TRANSMITTER
The XFM100 has a super sensitive microphone and is capable of picking up sounds at the level of a whisper and transmitting them to any FM broadcast receiver.

XFM100 C Kit \$21.95

- Will analyze live voice best, but will work over the phone, and even from recordings
- Has built in microphone.
- Easy to use LED output display
- Voice-stress analysis instantaneous

VOICE-STRESS ANALYZER
SEE THROUGH LIES AND DECEIT! This is the latest breakthrough in voice-stress analysis. Know if someone is under stress such as when telling a lie

XVA250 C Kit \$49.95

- Digital voice changing: male to female, female to male, adult to child, child to adult.
- Use with any modular phone.
- 16 levels of voice masking.
- Connects between handset and phone.

VOICE CHANGING ACCESSORY
STOP THOSE ANNOYING TELEPHONE CALLS!
Sound older and tougher when you want to. Not a kit. Fully assembled. Use with single or multi-line phones.

TRANSITION 2001 \$69.95

- Uninterrupted coverage of 800 to 950 MHz.
- Works with any scanner that can receive 400 to 550 MHz

800-950 MHz SCANNER CONVERTER KIT
If your scanner can receive 400-550 MHz, just add the XLC900 for **uninterrupted 800-950 MHz** coverage. It converts all 800-950 MHz signals down to 400-550 MHz so your scanner can receive them! Add our custom case kit for that "Professional" look.

XLC-CASE KIT \$14.95
XLC900 C KIT \$49.95

- Transmit high quality stereo to any FM stereo receiver.
- Built-in output level monitor for quick and easy tuning.
- Ideal for use with personal CD player.

FM STEREO TRANSMITTER
Transmit full-bodied Hi Fi stereo to any FM stereo receiver. Separate left and right inputs and gain controls. Includes an output booster stage for greater range.

XFS-CASE KIT \$14.95
XFS108 C KIT \$39.95

XANDI Serving the public since 1981
ELECTRONICS, INC.
1270 E Broadway Rd. # 113, Tempe AZ 85282

TOLL FREE ORDER LINE: 1-800-336-7389
FAX LINE: 1-602-731-4748
CALL FOR YOUR FREE CATALOG

SEND MAIL XANDI ELECTRONICS
ORDERS TO: BOX 25647
TEMPE, AZ 85285-5647

CIRCLE 281 ON FREE INFORMATION CARD

Radiotelephone - Radiotelegraph

FCC Commercial License

Why Take Chances?

Discover how easy it is to pass the exams. Study with the most current materials available. Our **Homestudy Guides, Audio, Video or PC "Q&A" disks** make it so fast, easy and inexpensive. No college or experience needed. The new commercial FCC exams have been revised, covering updated Aviation, Marine, Radar, Microwave, New Rules & Regs, Digital Circuitry & more. We feature the Popular "Complete Electronic Career Guide". 1000's of satisfied customers **Guarantee** to pass or money back. Newest Q&A pools.

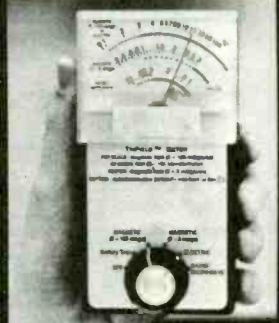
Send for **FREE DETAILS** or call
1-800-800-7588

WPT Publications
4701 N.E. 47th St.
Vancouver, WA 98661

Name _____
Address _____
City _____ St. _____ Zip _____

1-800-800-7588

NOW YOU CAN "SEE" INVISIBLE FIELDS AND AVOID THEM



Most homes and offices have hot spots with strong artificial electro-magnetic fields, where chronic exposure may cause mental or physical problems. Even the EPA names these fields as suspected carcinogens. You can reduce your risk by avoiding these high-field areas.

The **TriField™** meter detects *far more* of these fields than any other electromagnetic pollution meter. It's the only one that independently reads AC electric fields, AC magnetic fields, and radio/microwaves. It also reads field strengths in *all directions simultaneously*. Every other meter that sells for under \$500 reads only magnetic and only in one direction — they can entirely miss a magnetic field unless pointed correctly and are blind to radio/microwaves and electric fields, both of which cause biological effects.

The **TriField™** meter reads all three types of fields numerically and with a **SAFE/BORDERLINE/HIGH SCALE**, weighted proportional to effect on the body. Thresholds are based on epidemiological and laboratory studies. (While no *absolute* hazard thresholds have been established, reduction of *relative* exposure is prudent.)

The **TriField™** meter comes ready-to-use with battery, instructions, and one-year limited warranty. The cost is \$144.50 postpaid.

AlphaLab, Inc. / 1280 South Third West / Salt Lake City, UT 84101-3049
For literature and information, call (808) 874-9126

Electronics Now, April 1997

PROFESSIONAL DESOLDERING with the

Lane Norman - Normans Electronics Inc. Atlanta GA 404-451-5057

A cost effective solution to desoldering equipment at less than half the price of most equipment.

Bill Warren CET/CSM -Warrens Audio & Video -Knoxville TN -234-546-1128

We have been extremely satisfied with the quality and durability of the DEN-ON SC7000 as well as with after the sale support.

Its performance is ASTOUNDING.

Mike Murphy - Service Center -Van Nuys CA 818-785-7805

The single best investment of repair equipment we've made. It outperforms all other desoldering tools we've used. Easier to use and least expensive.

Bob Monroe - M.A.R.C. Electronics - Virginia Beach VA 804-468-3932
Best investment we've made. Saves time, especially with multi-sided PCB's. Extremely pleased with warranty. Failed within 6 months and replaced by DEN-ON overnight.

Dick Manning - Dicks Electronics - Hartland WI 414-367-8339
The ease & speed of component removal greatly increases productive time. The SMD kit makes SMD removal a breeze, even for inexperienced Techs.

George Hefner - Hefner Electronics - Coleridge NE 402-283-4333
Being a one-man service center, I hesitated to spend the money on a desoldering tool, however all that changed when I nearly ruined a \$400 computer logic board. It has cut my desoldering time by 50%.

Don Cressin - Certified Electronics Service - Ellicott City MD 301-461-8008
We have obtained excellent results with the SC7000 including repairing high density U/V tuners. It is one of the best purchases we have made.

Doug Pettit - LuRay Electronics - LuRay VA 703-743-5400
We found that the SC7000 not only saves money vs. wick, but saves valuable time in troubleshooting. It allows you to be more accurate in removing SMD's.

Randy Whitehead - Service West - Salt Lake City UT 801-262-4069
My techs thought it would be a waste. I bought one anyway after a demo. My techs then fought over it. Now we have three. It is the Best desoldering tool we have ever used.

Timothy Kraft - Monikraft, Inc. - Cherry Hill NJ 609-751-3252
We replaced all our existing desoldering stations with the SC7000. Our technicians are very pleased with the improved performance, portability, and reliability over our previous higher priced equipment.

Allan P. Dunasky - Al's TV, VCR, & Computer Service -Cleveland, OH 216-631-8132
One of my most valuable tools in the shop. I would be lost without it.



FREE TRIAL

Available on Request

Sale Price
\$375.00

Price includes
extra filter, and
two tip cleaners.

Keith Sahs - J & M Electronics - Omaha NE 402-291-7100
It's a must tool for my bench. I can desolder multiple pin IC's quickly and clean. It will even take up large solder amounts on tuner and case grounds.

Ray Wurmnest - Ray's Electronics, Inc.-Bloomington IL 309-829-3238
The SC7000 saves time when changing out parts in the home or in the Service Center — Worth every penny we spent.

James Dietrich - Dietrich Electronics - Monroe NY
Look mom, one hand, & I can go three times faster without breaking a sweat. I'll recommend anyone to DEN-ON Tools.

Don Scott - LAV Electronics Healeah-Miami Lakes FL
I am a constant user of the SC7000 Desoldering Tool and for quick component removal, this unit has no equal. It also comes with excellent company support. I am very satisfied and highly recommend it to anyone in the servicing field.

Gale TV, Inc. Gale Holloway Virginia Beach VA 804-486-3562

Desoldering has never been easier with the SC7000. We use the desoldering tool daily and are fully satisfied with this product.

Daryl Baker - Servus Electronics Wichita KS
The SC7000 is a better product than advertised. It has more than paid for the initial investment. We highly recommend the SC7000 Desoldering Tool.

New & Improved DEN-ON SC7000Z

New Features

- ◆ Totally Self Contained diaphragm vacuum pump and AC motor for high vacuum suction or reversible hot air blow for SMD removal.
- ◆ 100Watt Ceramic heater with zero-crossover switching heater control circuit which prevents spikes and leakage currents.
- ◆ Unique patented long lasting filter cartridge design. Solder builds up on easily cleaned baffle, while air flows around the outside of baffle.
- ◆ Totally ESD Safe. The housing contains carbon and the tip is at ground potential for complete ESD Protection.
- ◆ Maximum vacuum of 650mmHg is attained in 100 milliseconds.
- ◆ Temperature adjustable from 300°C - 500°C (572°F - 932°F).
- ◆ More suction power and hotter temperature if needed.

New Specifications

- ◆ Voltage ————— AC100v, 120V, 230V, 50/60Hz
- ◆ Power Consumption ————— 120W
- ◆ Pump ————— Diaphragm Type
- ◆ Motor Output ————— 12W
- ◆ Vacuum Attained ————— 650mmHg
- ◆ Temperature Range ————— 300°C — 500°C (572°F — 932°F)
- ◆ Air Flow Rate ————— 15 Liter/Minute (Open)
- ◆ Heater ————— 100W (Ceramic)
- ◆ Control System ————— Feed Back Zero Cross-over Type
- ◆ Net Weight ————— 420Grams
- ◆ Max.Temp. of Hot Blow ————— 400°C

Visa - M/C - Discover - American Express - Terms to Qualifying Companies
30 Day Money Back Total Satisfaction Guarantee - One Year Parts and Labor Warranty

HOWARD
HEI ELECTRONIC
INSTRUMENTS **INC**
6222 N. Oliver Wichita, KS 67220

Toll Free U.S. and Canada

1-800-394-1984

Web Site www.heinc.com

E-Mail sales@heinc.com

International (316) 744-1993

or Fax (316) 744-1994

CIRCLE 335 ON FREE INFORMATION CARD

www.americanradiohistory.com

AVCOM

SPECTRUM ANALYZERS - SPECTRUM DISPLAY MONITORS SATELLITE RECEIVERS - SIGNAL / SWEEP / NOISE GENERATORS

Spectrum Display Monitor



SDM-42A \$1145

AVCOM's new SDM-42A Spectrum Display Monitor is designed for use as a panoramic signal display for VHF scanners and communication receivers such as the ICOM R-7000. The SDM-42A displays all signals present in the receiver's IF on a 5" CRT so that the operator can monitor signal activity. The operator can then quickly tune to signals as they appear on the spectrum display. This greatly facilitates locating and tuning of intermittent signals as well as surveilling a particular frequency band. The SDM-42A Spectrum Display Monitor (with a scanner) can be used with AVCOM's PSA-65A Portable Spectrum Analyzer to create a powerful broad and narrow band spectrum monitoring system.


The SDM-42A spectrum display can be used for other applications such as monitoring satellite receiver IF's and demodulating single channel per carrier satellite signals (with optional demodulator circuitry). It can also be used as a general purpose spectrum analyzer covering specific frequency ranges.

Broadband Noise Generator



BNG-1000A \$475

The BNG-1000A Broadband Noise Generator adds to the capability of spectrum analyzers such as AVCOM's PSA-65A by allowing them to perform frequency response measurements similar to the use of a tracking generator. The BNG-1000A noise source is useful for sweeping coaxial cables, tuning filters and characterizing amplifiers. Integral RF switching allows the noise reference level to be displayed on the spectrum analyzer, and by a front panel switch, the device under test (DUT) is placed into the network and its response immediately observed. Insertion loss can be measured with the flip of a switch.



Left photo depicts a 70 MHz BP filter displayed on an AVCOM PSA-65A Portable Spectrum Analyzer with the BNG-1000A NOISE PATH in the Through DUT position. The right photo is the same set up with the BNG-1000A Direct To Spectrum Analyzer for quick insertion loss measurement.

SCPC Satellite Receiver



SCPC-1000D only \$ 799 !!!

Frequency & Transponder Agile - 100 Programmable Channels - Microprocessor Controlled - Unique Stability Circuits - Selectable Bandwidths - C or Ku LNB Input - Audio Expander Circuitry - Made in the U.S.A.

AVCOM's new Single Channel Per Carrier satellite receiver, model SCPC-1000D. The SCPC-1000D allows owners of both C or Ku band TVRO systems to receive sports, talk shows, news, foreign language and other SCPC feeds with excellent audio fidelity. The SCPC-1000D has many features not found on any other low cost SCPC receiver. Features include 100 programmable memory channels, LNB Drift Compensation (LDC), LNB Offset Error Compensation (LOE), Digital Frequency Lock (DFL), Automatic Frequency Control (AFC) and a Universal Audio Expander that works well with audio feeds with 2:1 and 3:1 compression. In addition the SCPC-1000D has selectable intermediate frequency (I.F.) filters with bandwidths of 400 and 100 KHz for optimum reception of wide and narrow band SCPC programs. The attractive backlit, microprocessor controlled LCD shows tuning frequency, LNB offset error, preset channel and signal strength as well as DFL, squelch, AFC, audio bandwidth selection and more.

Super Portable Spectrum Analyzer



SPA-20A \$375

AVCOM's new SPA-20A turns any TV into a powerful 950-2050 MHz spectrum analyzer. The SPA-20A allows the satellite system owner to find and identify satellite downlink signals, maximize antenna performance, and trouble-shoot system failures. The SPA-20A is as easy to install to an existing TVRO system as a VCR.

Polarotor I Control Box



PRC-1 \$149

AVCOM's new PRC-1 Polarotor Control Box is a self contained, battery powered, microprocessor based controller that can control servo actuated feedhorns. Vertical and Horizontal settings are quickly stored and recalled. Ideal for TVRO installers and can be effectively used in conjunction with AVCOM's PSA-37D, PSA-35A, or SPA-20A.

AVCOM

500 SOUTHLAKE BOULEVARD
RICHMOND, VA 23236
804-794-2500 FAX: 804-794-8284

Call or fax to order or receive more information.
Ask for AVCOM's FREE catalog.

CIRCLE 314 ON FREE INFORMATION CARD

WHITE-STAR ELECTRONICS

TEL: 405-631-5153 FAX: 405-631-4788

CONVERTERS:	20	50	100+
Regal CR-83	45	39	35
* New, Panasonic TZPC 145	75	69	65
DQN-5 (2 or 3) (unmodified)	45	39	35
DRZ-3 PJ (unmodified) 70 Channel Plain	35	32	29
DRX-3 PJ (unmodified) 60 Channel Plain	32	30	27

Call for FREE catalog.
405-631-5153




REMOTE CONTROL

HAND UNITS:	20	50	100+
Jerrold Replaces: 400/450/550	4.95	4.50	4.25
Scientific Atlanta: 075/175/475	4.95	4.50	4.25
8600: On screen display	7.50	7.00	6.50
Pioneer: BR 81, 82	4.95	4.50	4.25
Panasonic: Call for model #	7.50	7.00	6.50
Zenith: All	4.95	4.50	4.25
Tocom: 5503-VIP, 5503-A	7.00	6.50	6.25
Universal: 4 in 1 R/M	7.50	7.00	6.50

Call for Oak, Hamlin, Regal-83, Regency, Texscan, and all others.

Tamper-Bit tools: (10-lot)

Jerrold compatible bits:	
1/4" Stacom Bit	\$8.00
Oval Round D	\$20.00
Torx Bit:	
Tocom T-8	\$8.00
Zenith T-10, T-15	\$8.00
Pioneer T-20	\$8.00
Scientific Atlanta T-20	\$8.00
Pio 63XX Oval	\$20.00
Bit Driver Handle	\$4.00



We carry most remote hand units. If you don't find the one you're looking for, we can locate for you.

Specializing in large quantities.

HOURS: Monday thru Friday 9 am to 5 pm Central Time.

Call for FREE catalog.

CIRCLE 321 ON FREE INFORMATION CARD

Learn by Example!

The PRIMER 8085 Based Microprocessor Training and Control System shows you how to program by example. Examples & exercises in the Self Instruction manual take you from writing simple programs to controlling motors. Start out in Machine language, then move on to Assembler, & then continue on with optional C, Basic, or Forth Compilers. This trainer can be used stand alone via the keypad and display or connected to a PC with the optional upgrade (\$49.95). The Upgrade includes: an RS232 serial port & cable, 32K of battery backed RAM, & Assembler/Terminal software.

Examples Include:

- Measuring Temperature
- Using a Photocell to Detect Light Levels
- Making a Waveform Generator
- Constructing a Capacitance Meter
- Motor Speed Control Using Back EMF
- Interfacing and Controlling Stepper Motors
- Scanning Keypads and Writing to LCD/LED Displays
- Bus Interfacing an 8255 PPI (new)
- Using the Primer as an EPROM Programmer

The PRIMER is only \$119.95 in kit form. The PRIMER Assembled & Tested is \$169.95. Please add \$5.00 for shipping within the U.S. Picture shown with upgrade option and optional heavy-duty keypad (\$29.95) installed.

EMAC, inc.

11 EMAC WAY, CARBONDALE, IL 62901
618-529-4525 Fax 457-0110 BBS 529-5708
World Wide Web: <http://www.emacinc.com>

1985 - 1997
OVER
12
YEARS
OF SERVICE

**FREE CATALOG
CALL TOLL FREE
1-800-338-0531**

E-Mail: xpress@parts-express.com



**Parts
Express**

**UNBELIEVABLE
VALUE!**

X-10 POWERHOUSE
HOME SECURITY AUTOMATION

Check our catalog for a full line of X-10 Home Security and Home Automation products.



Weller WLC100 Soldering Station

The Weller WLC100 solder station is ideal for the professional, serious hobbyist, or kit builder who demands higher performance than usual of a standard iron, but without the high cost of an industrial unit. Power is adjustable from 5 to 40 watts. Includes 40 watt pencil iron. UL approved. Net weight: 1-3/4 lbs.



**SUPER
VALUE**

#EN-372-120

\$39⁹⁵ EACH

**"The Sound Bridge" FM Stereo
Wireless Transmitter**

The Sound Bridge is a mini FM wireless transmitter that can be used to broadcast stereo sound from any audio source like portable CD players, TVs, electronic games, CD-ROM, even computer soundcards, to your home stereo receiver! Adjustable from 89 to 95.5 MHz.



**HOT
NEW
ITEM!**

#EN-249-220

\$14⁹⁵ EACH

Peak Instrument Co.

"The Woofer Tester"

Peak Instrument Co. proudly introduces "The Woofer Tester". Just ask any loudspeaker engineer, and they will tell that the only way to design enclosures of the correct size and tuning is to measure the Thiele-Small parameters for the actual drivers to be used. The reason? Manufacturers published specs can be off by as much as 50%! But until now, measuring the parameters yourself required expensive test equipment and tedious calculations, or super expensive measurement systems (\$1,200 to \$20,000). The Woofer Tester changes all that.

Finally, a cost effective, yet extremely accurate way to derive Thiele-Small parameters, in only minutes! The Woofer Tester is a combination hardware and software system that will run on any IBM compatible computer that has EGA or better graphics capability and an RS232 serial port. The Woofer Tester will generate the following parameters. Raw driver data: Fs, Qms, Qes, Qts, Vas, BL, SPL @ 1W/1m, Mmd, Cm, and Rm. Sealed box data: Fsb and system Q. Vented box data: Fsb, ha, alpha, and Q loss. The Woofer Tester system includes hardware, test leads, serial cable, AC wall adaptor, detailed instructions, and software.

**QUICKLY AND
ACCURATELY
MEASURES PA
Parameters:
Fs, Qms, Qes,
Qts, Vas, BL,
SPL @ 1W/1m,
Mmd, Cm, and Rm**

**30 DAY
MONEY BACK
GUARANTEE**

• 1 YEAR WARRANTY • SAME DAY SHIPPING

#EN-390-800

\$249⁰⁰ EACH

5 Foot Stereo RCA Patch Cord


High quality, Japanese made patch cord features color coded RCA plugs on each end for easy polarity identification. Molded strain reliefs for extra long life and durability. Limited availability.



Part #	Description	Price (1-9)	Price (10-UP)
EN-189-070	Red/white plugs	\$1.20	\$.95
EN-189-072	Yellow/black plugs	1.20	.95

Copper Clad PC Board

Now's the perfect time to start building your own PC boards! A factory buyout enables us to bring you this premium quality copper clad PC boards at unheard of low prices. Each board is coated with .0014" copper and is at least .060" thick. Limited availability.



Part #	Description	Price (1-9)	Price (10-UP)
EN-055-204	6" x 18" single sided	\$1.50	\$1.35
EN-055-206	6" x 21" single sided	1.75	1.55
EN-055-222	8" x 24" single sided	2.65	2.40
EN-055-252	8" x 18" double sided	2.25	2.00

**Speaker
Surround
Repair Kits**



- ◆ Do it yourself
- ◆ Save Money
- ◆ Complete Instructions
- ◆ Wide variety of sizes and styles
- ◆ Hard to find Advent Woofer and Red Foam kits available

**CALL NOW FOR
SIZES AND MORE
INFORMATION**

**3 Way Indoor/Outdoor
Speaker System**

These are the best sounding little speakers you can find at anywhere near this price! Perfect for rear channel use in a home theatre system or for outdoor use. Features 4" polypropylene woofer, 2" polycone midrange, 3/4" dome tweeter housed in a weatherized polystyrene enclosure. Frequency response: 90-20,000 Hz. Impedance: 4 ohms. Power handling: 30 watts RMS/60 watts max. Mounting brackets included. 7-1/4" H x 4-5/8" W x 4-3/8" D. Net weight: 6 lbs.



#EN-319-020 (Black)

Compare To

Special \$29⁹⁵ PAIR

#EN-319-025 (White) \$45⁰⁰ PAIR

Home Theatre In-Floor Subwoofer

To fully appreciate the potential of movie soundtracks, a dual voice coil subwoofer is a must! Many film special effects are extremely demanding in the low frequency range and require a subwoofer that can duplicate explosions, earthquakes, even the footsteps of Tyrannosaurus Rex! This subwoofer fits the bill by featuring a 10" dual voice coil woofer for true stereo operation and high pass filters for your main speakers. The most unique feature of this subwoofer is the fact that it is designed to be mounted in between the floor joists in new and existing home construction. Simply mount the in-floor sub to the joists and mount a heat register grill above opening in subwoofer front enclosure. The subwoofer is now totally out of view and ready to rumble! Includes detailed installation manual.



Specifications: 10" dual voice coil treated paper cone woofer with poly foam surround ◆ Frequency response: 30-100 Hz ◆ Nominal impedance: 8 ohms per coil ◆ Power handling: 100 watts RMS channel/140 watts max ◆ SPL: 89 dB 1W/1m ◆ Dimensions: 27" D x 14-5/8" W x 9" H ◆ Net weight: 29 lbs.

#EN-300-445

\$139⁹⁵ EACH

900 MHz Wireless Speaker System

- ◆ 900 MHz technology sends signal up to 180 ft., through walls, floors and ceilings.
- ◆ Ideal for use as rear surround speakers or for adding wireless sound to every room in the house!
- ◆ Full range, bass reflex design with built-in high power, low distortion amplifier.
- ◆ Weather resistant cabinet for outdoor use.
- ◆ Selectable battery (six C size for each speaker) or AC operation, adaptor included. Built-in recharging circuitry for ni-cad batteries.
- ◆ System Includes: 900 MHz transmitter, wireless speaker pair, AC adaptors, and all cables necessary to hook up system.
- ◆ Limited availability. ◆ Net weight 9 lbs.
- ◆ Frequency response: 20-18KHz.



#EN-319-030

\$169⁹⁵ EACH



◆30 day money back guarantee ◆\$20.00 minimum order ◆We accept MasterCard, Visa, Discover, and company C.O.D. orders ◆24 hour shipping ◆Shipping charge = UPS chart rate + \$1.90 (\$5.00 minimum charge) ◆Hours 8:00 am - 8:00 pm ET, Monday - Friday ◆9:00 am - 5:00 pm Saturday. Mail order customers, please call for shipping estimate on orders exceeding 5 lbs. ◆Foreign destination customers please send \$5.00 U.S. funds for catalog. ◆Quantity pricing available.

1-800-338-0531

340 E. First St., Dayton, OH 45402-1257
Phone: 937-222-0173 ◆ Fax: 937-222-4644

CIRCLE 262 ON FREE INFORMATION CARD

COUNTERSURVEILLANCE EQUIPMENT

AI 6600 PHONE TAP DETECTOR

- DETECTS:
- Radio Frequency Taps
 - Series and Parallel Taps
 - Line Impedance Taps
 - Extension Phone Listeners



\$149.95

AI 2100 VIBRATING TRANSMITTER DETECTOR

- DETECTS:
- Body Wires
 - FM Wireless Mics
 - AM Transmitters
 - UHF Transmitters



\$189.95

AI 5500 COMPLETE SAFETY SYSTEM

- DETECTS:
- All Phone Taps and Extension Phone Listeners
 - All Body Wires, Wireless Mics, AM/FM and UHF Transmitters
- DEFEATS:
- All Body Wires, Transmitters and Distance Microphones with its built-in white noise generator




\$379.95

We also sell audio & video transmitters, body armor, covert cameras, night vision products, recording devices, tape recorder & video detectors, and much, much more...

Request Our 36-Page Catalog for \$5.00, Receive \$10.00 OFF First Order (FREE WITH ANY PURCHASE)



AMERICAN INNOVATIONS, INC.
119 ROCKLAND CENTER ~ SUITE 315 - NANUET, NY 10954
Voice: (814) 735-6127 • Fax: (814) 735-3560
HTTP://WWW.SPYSITE.COM • E-MAIL: WEBMASTER@SPYSITE.COM



9 out of 10 mice prefer it.

Catch the free Consumer Information Catalog online and you'll get the latest info from the U.S. Government. Just point and click your way to www.pueblo.gsa.gov and you'll find more than 250 free publications ready to read or download.

Or, order the Catalog by mailing your name and address to **Free Catalog, Pueblo, CO 81009**. Sorry, this info's the cat's meow.

U.S. General Services Administration



"QUALITY IS OUR CAPITAL CONCERN."

Complete On Site Electrical Engineering Lab

- PRODUCT ENGINEERING
- FIRMWARE DEVELOPMENT

- REVERSE ENGINEERING
- RF CIRCUIT DESIGN & MANUFACTURING

• MICRO CONTROLLER & EPROM HARDWARE & SOFTWARE DEVELOPMENT

From Auto-Routing to CNC Routing to Electronic Assemblies... **Capital Electronics** is Your Best Route For Printed Circuit Boards.

DESIGN/LAYOUT

- CAD LAYOUT SERVICES
- COMPATIBLE WITH ALMOST ALL CAD SYSTEMS
- FROM SCHEMATICS OR SAMPLE PCB'S
- PHOTOPLOTTING SERVICES
- 28,800 BAUDE MODEM

PRINTED CIRCUIT BOARDS

- SINGLE & DOUBLE SIDED
- MULTI-LAYER & FLEXIBLE PCB'S
- FROM QUICK TURN PROTOTYPES TO SCHEDULED PRODUCTION RUNS
- FINE LINES, SMT
- ELECTRICAL TESTING
- PRECIOUS METAL PLATING

ASSEMBLY SERVICES

- FAST TURN BOARD STUFFING
- WIRE HARNESES
- WAVE SOLDERING
- ACQUISITION OF PARTS
- FINAL TESTING
- TURNKEY SERVICES
- CUSTOM ENCLOSURES

For Quick & Competitive Pricing or More Information, Please Call Us Today!

852 Foster Avenue • Bensenville, IL 60106

(708) 350-9510

Fax (630) 350-9760 • Modem (630) 350-9761

Internet Access:
For Automated Info Response: INFO@capital-elec.com
E-Mail: Quote@capital-elec.com
Web Access: <http://www.capital-elec.com>

AMAZING ELECTRONIC & SCIENTIFIC DEVICES

Lasers, Tesla, Ions, Anti-Gravity, Magnetics & More!

Plans • Ready-to-Use • Easy-to-Build Kits



Laser Ray Gun
Handheld, battery operated. Produces an intense burst of light capable of burning holes.
LAGUN2 Plans \$20.00
LAGUN2K Kit / Plans Price on Req



250KV Tesla Coil
10-14" of Explosive Bolts of Lightning!
• Transmit Wireless Energy
• Ion Motors
• Anti-Gravity
• Strange and bizarre pyrotechnical effects
• Many other experiments shown in detail
• Award winning science project!
BTC3 Plans \$15.00
BTC3K Kit/Plans with coil \$299.50
BTC30 Assbl Ready to Use \$399.50
BTC4 Plans, 500KV unit \$20.00

ATTENTION: Experimenters & Researchers!
Anti-Gravity, Rail & Coil Guns, Mass Warping, Levitation Research, Exploding Water, Propulsion Drivers, Lattice Snapping, EMP etc. Loss-less Energy Charger with triggered spark switch. • Adjustable 500 to 3KV out
• Charges up to 25KJ • Programmable Output
HEP1 Plans \$15.00
HEP1K Kit/Plans with 500J \$399.50
HEP10 Lab Assembled - to your spec's.
Write, call or fax for price & delivery
...shown connected to potential rail gun system




Visible Beam Gas Lasers
Millions degree temp equiv. Illuminates low level clouds
• Light Shows
• Window Listener
• Optical Projects
• 12/115V
• Science Project
LAS1KM 1 mw, low cost Kit \$69.50
LGU6K 2-3mw Kit \$119.50
HNE70 5-7mw, ready to use \$299.50



Gravity Generator
Levitate an object!
Great science fair project!
GRA1 Plans \$15.00
GRA1K Power Supply Kit/Plans ... \$99.50
GRA10 Assbl Kit/Plans \$149.50
Includes text book on Anti-Gravity theory!




Solid State Tesla Coil
• Generate fiery electrical plasma discharge
• Powers light and objects without contact
• Experiment with electrical and mechanical fields. TCL5 Plans \$8.00
TCL5K Kit/Plans 12VDC \$49.50



Pioneer a Futuristic Weapon!
Electric Gun - prototype designed in our lab - Join the research!
• Ballistic Velocities
• Handheld • Battery Operated
• Labelled as DANGEROUS Product
Experiment now before it is classified as a firearm! EGUN1 Plans \$20.00
(Must be 21 for purchase of hardware)



Ion Ray Gun
Project Energy!
Star Wars technology demonstrates weapons potential. IOG7K Kit/Plans \$99.50




"Talking" Plasma Globe
Spectacular color. Pulsates to music, sounds! 8-9", with intensity and sound controls. PLASMA1 Ready to Use . \$79.50



Electronic Hypnotizer *Caution Required*
Control their minds! Programmable audible and visual stimuli induces hypnotic trances. HYP2K Kit with Book \$39.95
EH2 Hypnosis Book & Plans \$14.95

We can design and build high voltage systems - to your spec's!
Call or fax us with your requirements!

TACTICAL ELECTRONICS




Cybernetic Ear!
Enhances normal hearing 3-4 times!
Adjustable volume control, fits easily into either ear. Many, many uses.
Ready to Use
CYBEREAR \$19.95



Telephone Line Grabber/Infinity Transmitter
Use tone phone anywhere in the world to:
• Monitor your premises - avoid break-ins
• Access ongoing calls - longwinded kids
• Control up to 8 appliances in your home!
• Re-direct costly toll calls from pay phones!
TELCON3 Plans (credit to purch) .. \$ 10.00
TELCON3K Plans/Kit \$99.50
TELCON30 Ready to Use \$149.50



Long Range "Ultra-Ear"
Parabolic Mic can hear a distant whisper! BUG Mother Nature!
20" dish uses satellite technology to capture distant sounds. PM5 Plans \$ 8.00
PM5K Kit/Plans \$149.50
• Optional Wireless Retrofit transmits captured sounds to an FM radio.
WMSK Kit for Wireless Option \$29.50




Phasor Sonic Blast Pistol
Rids areas of unwanted pests. Trains and conditions wild and domestic animals. Great for barns, attics, cellars, gardens.
PPP1K Kit/Plans \$39.50

3 Mi Telephone Xmitter
• Tune-able 80-130 Mhz • Undetectable
• Only transmits when phone is used
VWPM7K Kit/Plans \$39.50



3 Mi Voice Transmitter
• Ultra-Sensitive Mike
• Crystal Clear
• Tunes 80-130 MHz.
FMV1K Kit/Plans \$39.50



FireBall Gun
Shoots flaming ball - two shot capacity. Great for special effects and remote fire starting. CAUTION REQUIRED!
FIREBALL Gun (dangerous product). \$10.00



Shocker Force Field/ Vehicle Electrifier
Make hand and shock balls, shock wands and electrify objects. Great payback for those wiseguys!
SHK1K Easy to Assemble Kit \$19.50



Extended Play Telephone Taping System
• Tapes Phone Conversation • Extends Tape X4 • Check Local Laws before using!
TAP30X Ready to Use \$84.50




"Drop-In" (Imi) Telephone Transmitter
Easily tunable over FM radio. Never needs battery! #DROPIN Kit/Plans \$ 19.95




See In Total DARKNESS!
• High Quality IR Night Vision Scope with IR illuminator.
SD10 Ready to Use \$199.50



Electric Charge Gun
Life is Precious - PROTECT IT!
Stuns & immobilizes attackers 15 feet away! Check your state laws for legality. More knockdown power than most handguns. No permanent injury. ID coded.
ECG1 Data (Creditable to purch) \$10.00
ECG1 Charge Gun, Ready to Use, Includes FREE Stun Gun! \$249.50
STUN GUNS - sold separately:
STUN100 100,000 Volts \$34.50
STUN200 200,000 Volts \$49.50



3 Mi Tracker Transmitter
• Tunable Output
• Uses FM Radio
• Excellent Signal Beacon
HOD1K Kit/Plans \$39.50



MIND CONTROL!
Places subjects under your control. Programmable audible & visual stimuli with biofeedback, Induces strange & bizarre hallucinations without drugs. Caution - not FDA approved.
MIND2 Plans \$15.00
MIND2K Kit and Plans \$49.50
MIND20 Assembled Unit \$69.50



FANTASTIC BRIGHTNESS!
High Quality Laser Pointer
LAPN64 15mw equiv, 2000' \$39.50
LAPN61 50mw equiv, 4000' \$84.50



Window Bounce Laser Listener
Aim at window and listen to sounds from reflected light. CAUTION - Not for illegal use. LWB3 Plans \$10.00
LWB3K Kit/Plans (req's vid tripod) \$149.50



1000' Potato Cannon
Not a Toy! Uses electronic or piezo ignition. CAUTION REQUIRED!
POT1 Plans (dangerous product) ... \$10.00

VISIT US ON THE WEB!
<http://www.amazing1.com>

INFORMATION UNLIMITED

Dept ENS-7, Box 716, Amherst, NH 03031
Phone: 603-673-4730 FAX: 603-672-5406
MC, VISA, COD, Checks accepted Please add \$5.00 S & H

CATALOG!
FREE with Order or send \$1 P&H

24 Hour Phone
800-221-1705
Orders Only Please!

April 1997, Electronics Now

CALL TOLL FREE
(800) 292-7711 orders only
Se Habla Español

C&S SALES
EXCELLENCE IN SERVICE

CALL OR WRITE FOR
A FREE 60 PAGE
CATALOG!
(800) 445-3201

XK-550 Digital / Analog Trainer

Elenco's advanced designed Digital / Analog Trainer is specially designed for school projects. It is built on a single PC board for maximum reliability. It includes 5 built-in power supplies, a function generator with continuously sine, triangular and square wave forms. 1560 tie point breadboard area.

XK-550
Assembled and Tested
\$169.95

XK-550K - Kit
\$139.95


Tools and meter shown optional



TK-3000
\$89.95

Tools Included:

- SR-2 - Deluxe Soldering Iron
- SH-1 - Soldering Iron Stand
- ST-1 - Diagonal Pliers
- ST-2 - Long Nose Pliers
- ST-30 - Deluxe Wire Stripper
- SE-1 - Solder Ease Kit
- ND-3 - 3 pc. Nut Driver Set
- TL-8 - Precision Screw Drivers
- ST-5 - Screw Driver Slotted 3/16"
- ST-6 - Screw Driver #1 Phillips
- ET-10 - IC Puller
- SP-2 - Solder Pump
- ST-20 - Safety Goggles
- ST-9 - Pocket Screw Driver
- ST-4 - Solder Tube
- SW-3 - Solder Wick



A professional technician service tool kit in a metal reinforced tool case with heavy-duty handle and locks. A removable pallet handles most of the tools listed with more room for tools and parts in the lower half.

GF-8026 w/ Frequency

- Linear and Log Sweep
- .02Hz to 2MHz
- Counter Range 1Hz to 10MHz
- 4 Digit Display

\$225



MX-9300 Four Functions in One

- One instrument with four test and measuring systems: 1.3GHz Frequency Counter • 2MHz Sweep Function Generator Digital Multimeter • Digital Triple Power Supply (0-30V @ 3A, 15V @ 1A, 5V @ 2A)



\$479.95

Model XP-581

4 Fully Regulated DC Power Supplies in One Unit
 4 DC voltages: 3 fixed - +5V @ 3A, +12V @ 1A, -12V @ 1A
 1 Variable - 2.5 - 20V @ 2A

\$85



Auto Ranging Hand-Held DMM w/ Bar Graph Model EDM-163

\$99.95

7 Functions with data hold
 Compares to Fluke Model 77II

Digital Multimeter Model M-1700

\$39.95

11 functions including freq to 20MHz, cap to 20µF. Meets UL-1244 safety specs.



Fluke Multimeters

70 Series

- Model 70II\$69.95
- Model 73II\$97.50
- Model 75II\$135.00
- Model 77II\$154.95
- Model 79II\$175.00

80 Series

- Model 83\$235.00
- Model 85\$269.00
- Model 87\$289.00

B&K Precision Multimeters

- Model 391\$159.00
- Model 390\$139.00
- Model 389\$109.00
- Model 388A\$99.00
- Model 2707\$79.00
- Model 2860A\$85.00

Kit Corner

over 100 kits available

PT-223K


\$15.95

Phone kit with training course.



Fiber Optics Technology with training course Model FO-30K


\$19.95



Model AM/FM-108K Transistor Radio Kit

with training course

\$29.95



M-1005K Compact Multimeter Kit

\$19.95
 6 Functions & Transistor Test



Model M-6100

Programmable DMM
Includes FREE Computer Interface and FREE Software

- Analog Bar Graph
- Large 3 3/4" LCD Display
- Menu Driven
- Triple Display
- RS-232 Interface
- True RMS
- 9 Basic Functions including cap. & freq.
- Auto Power Off
- Easy-to-use

\$125



WE WILL NOT BE UNDERSOLD

C&S SALES, INC.

UPS SHIPPING: 48 STATES 5%
 OTHERS CALL FOR DETAILS
 IL Residents add 8% Sales Tax

150 W. CARPENTER AVENUE
 WHEELING, IL 60090
 FAX: (847) 520-9904 (847) 541-0710
http://www.elenco.com/cs_sales/



15 DAY MONEY BACK GUARANTEE
FULL FACTORY WARRANTY

PRICES SUBJECT TO CHANGE WITHOUT NOTICE

**FREE PROBES
WITH ALL
SCOPES**

OSCILLOSCOPES

Lowest Prices of the Year!

**CALL OR WRITE FOR
A FREE 60 PAGE
CATALOG!
(800) 445-3201**

B&K Precision Scopes

60MHz ANALOG WITH DIGITAL STORAGE

Model 2560

- Cursors and readouts
- RS-232 port
- 20MS/s real time sampling
- 1GHz equivalent time sampling (at 0.1µs/div.)
- Prints via RS-232 port to any HP-GL plotter

\$1995

20MHz ANALOG WITH DIGITAL STORAGE

Model 2522A

- 20MHz analog bandwidth
- 20MS/s sampling rate
- 2K memory per channel
- 300MHz equivalent time sampling
- Pre-trigger capture

\$869.95

100MHz THREE-TRACE

Model 2190A

- 1mV/division sensitivity
- Sweeps to 5ns/division
- Dual time base
- Signal delay line
- 15KV accelerating voltage

\$1379.95

60MHz DUAL-TRACE

Model 2160A

- 1mV/division sensitivity
- Sweeps to 5ns/division
- Dual time base
- Signal delay line
- V mode displays two signals unrelated in frequency
- Component tester

\$949.95

40MHz DUAL-TRACE

Model 1541C

- 1mV/division sensitivity
- Video sync separators
- Z-axis input
- Single Sweep
- V mode displays two signals unrelated in frequency
- Component tester

\$695

60MHz, CURSORS & READOUTS, DUAL TIME BASE

Model 2260

- Cursors and readouts
- 1mV/div sensitivity
- 23 calibrated ranges - main time base
- 19 calibrated ranges - delayed time base
- Signal delay time
- V mode - displays 2 signals unrelated in frequency
- Component tester
- Z-axis input
- Single sweep

\$1225

20MHz DUAL-TRACE

Model 2120 - 2 Year Warranty

Special \$389.95

Model 2125 with delayed sweep

\$539.95

- 1mV/division sensitivity
- AUTO-NORM triggered sweep operation
- AC, TVM, TVM and line coupling
- Calibrated 19 step time-base with x10 magnifier
- Compact low-profile design

Quality Scopes by Elenco



60MHz

DS-603 \$1350

- Analog / Digital Storage
- 20MS/s Sampling Rate

40MHz

S-1345 \$569

- Analog with Delayed Sweep

S-1340 \$475

- Analog

25/30MHz

DS-303 \$1095

- Analog / Digital Storage

S-1330 \$439

- 25MHz Analog
- Delayed Sweep

S-1325 \$325

- 25MHz Analog

**2 Year
Warranty**

OSCILLOSCOPE SELECTION CHART									
ANALOG									
Model	Bandwidth MHz	Sensitivity (max) 1mV/div	No. of Channels	Sweep Rate Max ns/div	Delayed Sweep	Video Sync	Component Tester	Beam Find	Time Base
S-1360	60	1mV/div	2	10ns/div	Yes	Yes	Yes	Yes	2
S-1345	40	1mV/div	2	10ns/div	Yes	Yes	Yes	Yes	2
S-1340	40	1mV/div	2	10ns/div	No	Yes	No	No	1
S-1330	25	1mV/div	2	10ns/div	Yes	Yes	Yes	Yes	2
S-1325	25	1mV/div	2	10ns/div	No	Yes	No	No	1
DIGITAL STORAGE									
Model	Bandwidth MHz	Analog Sen (max) 1mV/div	No. of Channels	Sampling Rate	Memory Channel	Internally Backed Up	Pretrigger %	Output	
DS-303	30	1mV/div	2	20MS/S	2K	Yes	0, 25, 50, 75	RS232	
DS-603	60	1mV/div	2	20MS/S	2K	Yes	0, 25, 50, 75	RS232	

Affordable Spectrum Analyzers by B&K

500MHz Series **1.05GHz Series**

Model 2615 - \$1595 Model 2625 - \$2395

Model 2620 w/ tracking generator - \$1895 Model 2630 w/ tracking generator - \$2995



HITACHI SCOPES

HURRY... AT PRICES THIS LOW THEY'LL BE GONE FAST!

Inventory Reduction Sale

Lowest Prices of the Decade!

V-209 - 20MHz Battery Operated Was \$1505, NOW \$1095 Save \$410

V-695 - 60MHz w/ Cursors Was \$1815, NOW \$1395 Save \$420

V-422 - 40MHz Was \$965, NOW \$765 Save \$200

V-1065A - 100MHz w/ Cursors Was \$2139, NOW \$1565 Save \$574

V-525 - 10MHz w/ Cursors Was \$1355, NOW \$955 Save \$400

V-1560 - 100MHz Was \$1790, NOW \$1490 Save \$300

V-552 - 50MHz Was \$1195, NOW \$850 Save \$345

V-1565 - 100MHz w/ Cursors Was \$1960, NOW \$1595 Save \$365

V-555 - 50MHz w/ Cursors Was \$1375, NOW \$975 Save \$400

V-252 - 20MHz **\$419**

Fluke Scopemeters



91 \$1225

92B \$1445

96B \$1695

97 \$1795

97A \$2945

99B \$2095

Call or write for complete specs.

WE WILL NOT BE UNDERSOLD

UPS SHIPPING: 48 STATES 5%
OTHERS CALL FOR DETAILS
IL Resident: Add 8% Tax

C&S SALES, INC.

150 W. CARPENTER AVENUE
WHEELING, IL 60090
FAX: (847) 520-9904 (847) 541-0710
http://www.elenco.com/cs_sales



15 DAY MONEY BACK GUARANTEE

FULL FACTORY WARRANTY
PRICES SUBJECT TO CHANGE WITHOUT NOTICE

CIRCLE 336 ON FREE INFORMATION CARD

April 1997, Electronics Now

Printed Circuits in Minutes Direct From LaserPrint!

8 1/2" x 11"
* Or Photocopy
**Use standard
household iron
or P-n-P Press.

1. LaserPrint*
2. Press On**
3. Peel Off
4. Etch



Use Standard Copper Clad Board
20 Shts \$30/ 40 Shts \$50/ 100 Shts \$100
Visa/MC/PO/Ck/MO \$4 S&H

Techniks Inc.
P.O. Box 463
Ringoes NJ 08551
ph. 908.788.8249 fax 908.788.8837
http://chelsea.ios.com/~techniks
Retail Dealer Inquires Invited

UPGRADE YOUR COMPUTER!

TECHNOLOGY ASSOCIATES

959 W. 5th St. • Reno, NV 89503
(702) 322-6875 • Fax (702) 324-3900
www.techass.com • sales@hoopsware.com

Memory	Hard Drives	Modems
1Mb (1x8-70 ns) \$8	Sas 630Mb IDE \$149	28.8 Int USR Fax/Modem \$152
4Mb (4x8-70 ns) \$20	WD 1.2Gb IDE \$230	33.6 Int Fax/Modem/Voice \$95
4Mb (1x32-60 ns) \$19	WD 1.6Gb IDE \$245	33.6 Int USR Fax/Modem for Windows \$102
8Mb (2x32-60 ns) \$33	WD 2.1Gb IDE \$269	33.6 Ext USR Fax/Modem \$185
16Mb (4x32-60 ns) \$69	WD 2.5Gb IDE \$299	
32Mb (8x32-60 ns) \$149	WD 3.1Gb IDE \$359	
CPU's	Video Cards	Sound Cards
Cyrix 586-100 \$46	256k ISA VGA \$20	16-bit Sound Blaster Pro compatible \$33
Cyrix 586-133 \$58	TriDart 8500 1Mb ISA SVGA \$37	16-bit SB Pro PnP \$72
AMD K5-PR 100 \$80	TriDart 9440 1Mb VLB SVGA \$39	Sound Blaster 32 PnP \$113
Intel Pentium 100 \$97	TriDart 9680 1Mb PCI SVGA w/MPEG \$34	
Cyrix 686-120 \$118		
Cyrix 686-133 \$194	Miscellaneous	Controller Cards
Intel Pent Pro 180 \$200	1.44Mb FDD \$28	ISA Multi I/O IDE FDC 2S/1P/1G \$12
Intel Pent Pro 200 \$504	1.2Mb FDD \$55	VLB Multi I/O EIDE FDC 2S/1P/1G \$15
	8X CD-ROM IDE \$90	
	10mega 100Mb zip drive \$210	
	HP 13000 3.2Gb tape drive \$235	
	3-button serial mouse \$9	
	Spd-resist 101-key \$20	
Motherboards		
486xxx VLB 256k \$66		
486xxx PCI 256k \$85		
Pentium Intel Triton 2 Vx 256k pipeline \$110		
Pentium Intel Triton 2 HX 512k pipeline \$141		
Pentium Pro \$299		

Prices and availability subject to change without notice.
CALL FOR DAILY LOW PRICES!

Timid about getting on the... World Wide Web?

You've heard about the *Information Superhighway* and all the hype that goes with it! Sort of makes you feel timid about getting on the Web. Put your fears aside! A new book, *The Internet and World Wide Web Explained*, eliminates all the mystery and presents clear, concise information to build your confidence. The jargon used is explained in simple English. Once the tech-talk is understood, and with an hour or two of Web time under your belt, your friends will believe you are an Internet guru!

To order Book #403 send \$6.95 plus \$3.00 for shipping in the U.S. and Canada only to Electronics Technology Today Inc., P.O. Box 240, Massapequa Park, NY 11762-0240. Payment in U.S. funds by U.S. bank check or International Money Order. Please allow 6-8 weeks for delivery.

Notch Filters

Zenith Test Chips

Beep-Beep



Buzz-Buzz

www.tvfilter.com

Assembled	Kits
1 to 2 \$30 each	1 to 2 \$20 each
3 to 9 \$25 each	3 to 9 \$15 each
10 to 49 \$16 each	10 to 20 \$9 each
50 or more \$14 each	21 or more \$7 each

Video Media

P.O. Box 93/6025
Margate, FL 33093-6025
(954)-752-9202 Fax (954)-340-5201

TELEPHONE TEST DEVICES

2 Line Simulator	\$185.00
7 Line Simulator	\$399.00
Caller ID Simulator	\$395.00
20 HZ Ringing Module	\$49.95
9-1-1 Training System	\$370.00
*** And Much More ***	

Check out our Web Site for detailed info about our unique line of test equipment. The CID-max Caller ID Simulator is a stand alone test unit that generates 10 different Caller ID messages per the Bellcore Specs!

http://www.infinet.com/~jectech

1-800-631-0349

WINDOWS 95 —One Step at a Time

Don't know what to do when confronted with Microsoft's Windows 95 screen? Then you need a copy of *Windows 95—One Step at a Time*. Develop your expertise with the straight-forward presentation of the frequently-used features that make Windows 95 so valuable to the PC user.

To order Book BP399 send \$6.95 plus \$3.00 for shipping in the U.S. and Canada only to Electronics Technology Today Inc., P.O. Box 240, Massapequa Park, NY 11762-0240. Payment in U.S. funds by U.S. bank check or International Money Order. Please allow 6-8 weeks for delivery.



SURVEILLANCE

The Latest High Tech

Professional Electronic Devices

Our latest catalog offers a **HUGE** selection of surveillance, counter-surveillance/privacy devices: hidden video equipment, pinhole camera w/audio \$159⁰⁰, electronic kits, telephone recording systems: 7-Hour \$125⁰⁰—16-Hour \$199⁰⁰ touch tone decoders, scanners, bug/phone tap detectors, voice disguisers, telephone scramblers, locksmithing tools, and more.

Catalog \$5.00

SPY OUTLET

P.O. Box 337, Buffalo, NY 14226
(716) 691-3476/(716) 695-8660

CABLE TV

CONVERTERS AND DESCRAMBLERS

WE CARRY A FULL LINE OF CONVERTERS AND DESCRAMBLERS COMPATIBLE WITH MOST MAJOR BRANDS INCLUDING:

- Scientific Atlanta™
- Jerrold™
- Tocom™
- Zenith™
- Pioneer™

30 DAY MONEY BACK GUARANTEE
BEST PRICES FREE CATALOG

ALLSTAR ELECTRONICS 800-782-7214

HOURS: 9-6 M-F 10-3 Sat EST

It is not the intent of Allstar Electronics to defraud any pay TV operator. Anyone implying theft of service will be denied assistance. All brand names are registered trademarks of their respective owners & are used for reference only. 110-64 Queens Blvd., #485, Forest Hills, NY 11375. NO NYS SALES.

The Ultimate WWW Service Site

www.electronix.com

The One-Stop Service Site
for Electronic Technicians

Electronix Corp 313 W Main St Fairborn, OH 45324

NEW MULTI-FREQUENCY CUBES!

WIRELESS CABLE BOX TESTER
EXTERNAL AND INTERNAL MULTI-FREQUENCY
WORKS ON ALL MODELS: J****, SA, PIONEER,
ALSO FOR CFT 2200!

TEL: 718-768-4963

718-575-1474

BROADCAST TRANSMITTER

The FMS2 studio quality transmitter is FULLY crystal controlled and programmable to any FM broadcast frequency.

Unit features: ALC, 2:1 compressor, audio buffer / amplifier, pre-emphasis, roll off filter, stereo generator, digital PLL tuning, 75 MHz-125MHz bandwidth, 500mW power output and a special introductory price of only \$295.00 US

Schematics for Unit S27 CATALOG 800-504-1178
FAX ROLL INFO 416-243-1067 TEK LINE 416-243-2260



Synthesized FM Stereo Transmitter



Microprocessor controlled for easy freq programming using DIP switches, no drift, your signal is rock solid all the time - just like the commercial stations. Audio quality is excellent, connect to the line output of any CD player, tape deck or mike mixer and you're on-the-air. Foreign buyers will appreciate the high power output capability of the FM-25; many Caribbean folks use a single FM-25 to cover the whole island! New, improved, clean and hum-free runs on either 12 VDC or 120 VAC. Kit comes complete with case set, whip antenna, 120 VAC power adapter - easy one evening assembly.

FM-25, Synthesized FM Stereo Transmitter Kit \$129.95



Tunable FM Stereo Transmitter

A lower cost alternative to our high performance transmitters. Offers great value, tunable over the 88-108 MHz FM broadcast band, plenty of power and our manual goes into great detail outlining aspects of antennas, transmitting range and the FCC rules and regulations. Connects to any cassette deck, CD player or mixer and you're on-the-air, you'll be amazed at the exceptional audio quality! Runs on internal 9V battery or external power from 5 to 15 VDC, or optional 120 VAC adapter. Add our matching case and whip antenna set for a nice finished look.

FM-10A, Tunable FM Stereo Transmitter Kit \$34.95
CFM, Matching Case and Antenna Set \$14.95

RF Power Booster Amplifier



Add some serious muscle to your signal, boost power up to 1 watt over a frequency range of 100 KHz to over 1000 MHz! Use as a lab amp for signal generators, plus many foreign users employ the LPA-1 to boost the power of their FM Stereo transmitters, providing radio service through an entire town. Power required: 12 to 15 volts DC at 250mA, gain of 38dB at 10 MHz, 10 dB at 1000 MHz. For a neat, professionally finished look, add the optional matching case set.

LPA-1, Power Booster Amplifier Kit \$39.95
CLPA, Matching Case Set for LPA-1 Kit \$14.95
LPA-1WT, Fully Wired LPA-1 with Case \$99.95



Micro FM Wireless Mike

World's smallest FM transmitter. Size of a sugar cube! Uses SMT (Surface Mount Technology) devices and mini electret condenser microphone, even the battery is included. We give you two complete sets of SMT parts to allow for any errors or mishaps-build it carefully and you've got extra SMT parts to build another! Audio quality and pick-up is unbelievable, transmission range up to 300 feet, tunable to anywhere in standard FM band 88 to 108 MHz. 7/8" w x 3/8" h x 3/4" h.

FM-5 Micro FM Wireless Mike Kit \$19.95

Crystal Controlled Wireless Mike



Super stable, drift free, not affected by temperature, metal or your body! Frequency is set by a crystal in the 2 meter Ham band of 146.535 MHz, easily picked up on any scanner radio or 2 meter rig. Changing the crystal to put frequency anywhere in the 140 to 160 MHz range-crystals cost only five or six dollars. Sensitive electret condenser mike picks up whispers anywhere in a room and transmit up to 1/4 mile. Powered by 3 volt Lithium or pair of watch batteries which are included. Uses the latest in SMT surface mount parts and we even include a few extras in case you sneeze and lose a part!

FM-5, Crystal Controlled FM Wireless Mike Kit \$39.95
FM-6WT Fully Wired FM-6 \$69.95

Call for our Free Catalog!

RAMSEY

Super Pro FM Stereo Radio Transmitter



A truly professional frequency synthesized FM Stereo transmitter station in one easy to use, handsome cabinet. Most radio stations require a whole equipment rack to hold all the features

we've packed into the FM-100. Set frequency easily with the Up/Down freq buttons and the big LED digital display. Plus there's input low pass filtering that gives great sound no matter what the source (no more squeals or swishing sounds from cheap CD player inputs!) Peak limiters for maximum punch in your audio - without over modulation, LED bargraph meters for easy setting of audio levels and a built-in mixer with mike and line level inputs. Churches, drive-ins, schools and colleges find the FM-100 to be the answer to their transmitting needs, you will too. No one offers all these features at this price! Kit includes sharp-looking metal cabinet, whip antenna and 120 volt AC adapter. Also runs on 12 volts DC.

We also offer a high power export version of the FM-100 that's fully assembled with one watt of RF power, for miles of program coverage. The export version can only be shipped outside the USA, or within the US it accompanied by a signed statement that the unit will be exported.

FM-100, Professional FM Stereo Transmitter Kit \$299.95

FM-100WT, Fully Wired High Power FM-100 \$429.95

Speech Descrambler Scrambler



Decode all that gibberish! This is the popular descrambler / scrambler that you've read about in all the Scanner and Electronic magazines. The technology used is known as speech inversion which is compatible with most cordless phones and many police department systems, hook it up to scanner speaker terminals and you're in business. Easily configured for any use: mike, line level and speaker output/inputs are provided. Also communicate in total privacy over telephone or radio, full duplex operation - scramble and unscramble at the same time. Easy to build, all complex circuitry contained in new custom ASIC chip for clear, clean audio. Runs on 9 to 15VDC, RCA phono type jacks. Our matching case set adds a super nice professional look to your kit.

SS-70A, Speech Descrambler/Scrambler Kit \$39.95

CSS, Custom Matching Case and Knob Set \$14.95

SS-70AWT, Fully Wired SS-70A with Case \$79.95

AC12-5, 12 Volt DC Wall Plug Adapter \$9.95

Tone-Grabber Touch Tone Decoder / Reader



Dialed phone numbers, repeater codes, control codes, anywhere touch tones are used, your TG-1 will decode and store any number it hears. A simple hook-up to any radio speaker or phone line is all that is required, and since the TG-1 uses a central office quality decoder and microprocessor, it will decode digits at virtually any speed! A 256 digit non-volatile memory stores numbers for 100 years - even with the power turned off, and an 8 digit LED display allows you to scroll through anywhere in memory. To make it easy to pick out numbers and codes, a dash is inserted between any group or set of numbers that were decoded more than 2 seconds apart. The TG-1 runs from any 7 to 15 volt DC power source and is both voltage regulated and crystal controlled for the ultimate in stability. For stand-alone use add our matching case set for a clean, professionally finished project. We have a TG-1 connected up here at the Ramsey factory on the FM radio. It's fun to see the phone numbers that are dialed on the morning radio show! Although the TG-1 requires less than an evening to assemble (and is fun to build, too!), we offer the TG-1 fully wired and tested in matching case for a special price.

TG-1, Tone Grabber Kit \$99.95

CTG, Matching Case Set for TG-1 Kit \$14.95

TG-1WT, Fully Wired Tone Grabber with Case \$149.95

AC12-5, 12 Volt DC Wall Plug Adapter \$9.95



Mini-Peeper Micro Video Camera

Super small, high quality fully assembled B & W CCD TV camera the size of an ice cube! Provides excellent pictures in low light (2 lux), or use our IR-1 Infra-Red light source to invisibly illuminate an entire room on a pitch black night! Imagine the possibilities... build it into a smoke detector, wall clock, lamp, book, radio.

Exact same camera that's in big buck detective catalogues and stores. Kit includes: fully assembled CCD camera module, connectors, interface PC board kit with proper voltage regulation and filtering, hook-up details, even a mini microphone for sensitive sound! Two models available: Wide Angle Lens 3.6mm/1/2, adjustable focus lens, 92 degree view; Pinhole Lens 5.5mm/1/5, 60 degree view. The Pinhole Lens is physically much flatter and provides even greater depth of focus. The camera itself is 1.2" square. The Wide Angle Lens is about 1" long, Pinhole Lens about 1/2", interface PC board is 1" x 2" and uses RCA jacks for easy hook-up to VCRs, TVs or cable runs. Power required is 9 to 14 VDC @ 150 mA. Resolution: 380 x 350 lines. Instruction manual contains ideas on mounting and disguising the Mini-Peeper along with info on adding one of our TV Transmitter kits (such as the MTV-7 unit below) for wireless transmission!

MP-1, Wide Angle Lens CCD TV Camera Outfit \$169.95

MP-1PH, Pin-Hole Lens CCD TV Camera Outfit \$189.95

MicroStation Synthesized UHF TV Transmitter



Now you can be in the same league as James Bond. This transmitter is so small that it can fit into a pack of cigarettes - even including a CCD TV camera and battery! Model airplane enthusiasts put the MTV-7A into airplanes for a dynamite view from the cockpit, and the MTV-7A is the transmitter of choice for balloon launches. Transmitter features synthesized, crystal controlled operation for drift-free transmission of both audio and video on your choice of frequencies. Standard UHF TV Channel 52 (which should only be used outside of the USA to avoid violating FCC rules), and 439.25 MHz or 911.25 MHz which are in the amateur ham bands. The 439.25 MHz unit has the nifty advantage of being able to be received on a regular "cable-ready" TV set tuned to Cable channel 68, or use our ATV-74 converter and receive it on regular TV channel 3. The 911.25 MHz unit is suited for applications where reception on a regular TV is not desired, an ATV-79 must be used for operation. The MTV-7A's output power is almost 100 mW, so transmitting range is pretty much "line-of-sight" which can mean many miles! The MTV-7A accepts standard black and white or color video and has its own, on-board, sensitive electret microphone. The MTV-7A is available in kit form or fully wired and tested. Since the latest in SMT (Surface Mount Technology) is used to provide for the smallest possible size, the kit version is recommended for experienced builders only. Runs on 12 VDC @ 150 mA and includes a regulated power source for a CCD camera.

MTV-7A, UHF TV Channel 52 Transmitter Kit \$159.95

MTV-7AWT, Fully Wired Channel 52 Transmitter \$249.95

MTV-7A4, 439.25 MHz TV Transmitter Kit \$159.95

MTV-7A4WT, Fully Wired 439.25 MHz Transmitter \$249.95

MTV-7A9, 911.25 MHz TV Transmitter Kit \$179.95

MTV-7A9WT, Fully Wired 911.25 MHz Transmitter \$269.95

ATV-74, 439.25 MHz Converter Kit \$159.95

ATV-74WT, Fully Wired 439.25 MHz Converter \$249.95

ATV-79, 911.25 MHz Converter Kit \$179.95

ATV-79WT, Fully Wired 911.25 MHz Converter \$269.95

RAMSEY ELECTRONICS, INC.
793 Canning Parkway
Victor, NY 14564

Order Toll-free: 1-800-446-2295
Sorry, no tech info or order status at this number

Technical Info, Order Status
Call Factory direct: (716) 924-4560



ORDERING INFO: Satisfaction Guaranteed. Examine for 10 days, if not pleased, return in original form for refund. Add \$4.95 for shipping, handling and insurance. Orders under \$20, add \$3.00. NY residents add 7% sales tax. Sorry, no CODs. Foreign orders, add 20% for surface mail or use credit card and specify shipping method.

CIRCLE 266 ON FREE INFORMATION CARD

BLOWOUT!

TIMELINE INC.

BLOWOUT!

Over 10 years and 28,000 customers and still growing

LIQUID CRYSTAL DISPLAYS

240x64 dot LCD with built-in controller.
AND 4021 ST-EO. Unit is EL back-lit. \$79.⁰⁰ or 2 for \$149.⁰⁰ or
OPTREX. DMF5005 (non back-lit) \$69.⁰⁰ or 2 for \$129.⁰⁰
20 character x 8 line 7/8" L x 2 1/4" H

The built-in controller allows you to do text and graphics.

Alphanumeric—parallel interface

16x1.....3 for \$25.00	20x2.....\$12.00	40x1.....\$8.00
16x1 (lg. char.)...\$12.00	20x4.....\$25.00	40x2.....2 for \$25.00
16x2.....\$8.00	20x4 (lg. char.)...\$25.00	40x4.....\$25.00
16x2 (lg. char.)...\$12.00	24x2.....\$12.00	4x2.....\$5.00
16x4.....\$15.00	32x4.....\$10.00	

5V power required • Built-in C-MOS LCD driver & controller • Easy "microprocessor" interface • 98 ASCII character generator • Certain models are backlit, call for more info.

Graphics and alphanumeric—serial interface

size	Mfr.	price	size	Mfr.	price
640x480 (backlit)	Epson	\$35.00	480x128	Hitachi	\$15.00
640x400 (backlit)	Panasonic	\$25.00	256x128	Epson	\$20.00
640x200	Toshiba	\$15.00	240x128 (backlit)	Optrex	\$20.00
480x128 (backlit)	ALPS	\$15.00	240x64	Epson	\$20.00
			160x128	Optrex	\$15.00

6" VGA LCD 640X480, Sanyo LMDK55-22 \$25.⁰⁰

LASER PRODUCTS

HeNe Laser Head (10mW max. output) TEM00, 15.5" long MFG: NEC \$99.⁰⁰
Laser Power Supply (for HeNe tube) \$89.⁰⁰

LASER SCANNER ASSEMBLY \$29.⁰⁰

Assembly intended for a laser printer. Includes laser diode, polygon motor (6 sided) and misc. optics and lenses.

LASER DIODE (5mW) with collimator \$20.⁰⁰

VISIBLE LASER DIODE: 5mw at 670nm \$15.⁰⁰
Index guided. Threshold current 40 ma typical.

3 and 4mW, 1,300nm LASER DIODES, 5.6mm package, \$35.⁰⁰
Mitsubishi Electric part number ML701BIR-E21A, General specs are:
1. Vop=1.25, Beam Divergence 25.6° x 28.6°; 2. Tc=24°C, Iop=19 to 20mA, ITH=10.7mA; 3. Wavelength range between 1,280nm and 1,330 nm

POLYGON MOTOR UNIT & DRIVER \$79.⁰⁰
The disk first surface mirror mounted on an armature that spins at 125 revolutions per second yielding a beam sweep rate of 1250 sweeps per second. The driver for the polygon unit requires 24 volts and plus and minus 12 volts to operate. There is also an f theta lens in line of the polygon scanning mechanism with a three inch diameter. Great for optical experiments etc. Very high quality units. (MFR: JAPAN ELECTRONICS)

NETWORK

Proton ProNet-4 Model p1347 Token Ring Board \$49.⁰⁰
16 bit • 4 Mbps • IEEE 802.2 and 802.5 compatible • twisted pair • interoperable with IBM Token Ring network

POS & BAR CODE

MAGNETIC CARD READER \$25.⁰⁰

Includes: • 20 character dot matrix display with full alpha-numeric capability • keypad with full alpha-numeric entry • separate 7.5 VDC/0.5 Amp power supply • standard telephone interface extension cord • lithium battery and flat-cone speaker.

HP bar code wand (HBCS 2300).....\$25.00

POWER SUPPLYS

SWITCHING POWER SUPPLYS \$12.00 or 2 for \$20.00 115/230 Volts
73 WATT (2) 4 pin power connectors attached • Dim: 8.5" L x 4.5" W x 2" H
Output: +5V @ 2-9.75 A, +12V @ 0-1.5 A, -5V @ 0-0.4 A, -12V @ 0-0.5 A
68 WATT Dim: 5.5" L x 3.2" W x 1.7" H • Output: 5V @ 4 A, 12V @ 4A
60 WATT Dim: 8 1/4 x 4 1/4 x 3 • Output: 5V @ 6A + 12V @ 1A - 5V @ 1A - 12V @ 1A

CHARGE COUPLED DEVICES

"The Spy In The Sky" \$49.⁰⁰ MATRIX TYPE
Thomson 576X550 pixel CCD
400-1,100nm resolution and responsivity. \$500.⁰⁰ Original cost device

Sony CCD Imager - designed for black and white composite video cameras. Picture elements: 384 (H) x 491 (V) \$29.⁰⁰
Chip size 10.7 (H) x 9.3 (V) mm² • Unit cell size 23.0 (H) x 13.4 (V) um².
Ceramic 24 pin DIP package • Mfr: Sony, Part# 016AL

4096 element CCD \$19.00
1024 element CCD \$15.00
2048 element CCD \$15.00 • 1728 element CCD \$15.00

LINEAR TYPE


2539 W. 237th Street, Bldg. F, Torrance, CA 90505
Order desk only: **USA: (800) 872-8878 CA: (800) 223-9977**
L.A. & Technical Info: **(310) 784-5488 Fax: (310) 784-7590**
OEM INQUIRIES WELCOME

MONITORS

Non-Enclosed TTL

Comes with pinout. 12V at 1.4 Amp input • Horizontal frequency 15Khz. • Ability to do 40 and 80 column.
5 inch Amber \$29.00 • 7 inch Amber \$39.00
9 inch Amber or Green \$29.95

5" COLOR MONITOR \$49.⁰⁰
• Flat Faceplate • 320 x 200 Dot Resolution • CGA & Hercules Compatible
• 12 VDC Operation • 15.75 KHz Horiz. Freq. • 60 Hz Vert. Sync. Freq.
• Open Frame Construction • Standard Interface Connector • Degaussing Coil included • Mfr. Samtron



9" monochrome SVGA MONITOR \$99.⁰⁰
Tilt and swivel type. Mfr: WEN

MISCELLANEOUS

ADAPTEC 4070A (RL) OR 4000A (MFM), SCSI Controller, your choice \$25.⁰⁰
IBM 370 option XT and AT emulation boards \$35.⁰⁰

HACKER CORNER

US made Micronics 486 VLB All in One \$79.⁰⁰ or 2 for \$149.⁰⁰
motherboard, supports 3.4 or 5V CPU, at either 25 or 33 mhz basic clock. Can use AMD or Intel from 486SX25 thru 486DX4-100 to HOT new AMD SX86-133 cpu. On board SVGA video. On board 1 meg video ram expandable to 2 meg with ATI Mach 2 chip set. On board 2 high speed serial ports, 1 printer port, floppy and IDE hard drive controller. On board 256K cache. Uses 72 pin simm memory. Landmark speed rating of 479 with AMD chip.
Board will not fit standard All in One case because of non standard location of riser board. VLB riser board is included with motherboard.

CAMERA BLOCK \$99.⁰⁰ or 2 for \$169.⁰⁰

FOR ROBOTICS AND EVERYTHING ELSE

Unit is for Hi Band 8mm CamCorders, includes 8X zoom lenses, D/D converters, built-in CCD 2/3 in, 420 thousand picture elements, complementary mosaic filters. Excellent performance. High resolution, high sensitivity, low lag, low smear, good color reproduction, no distortion, 1/60-1/1000sec variable speed digital shutters, TTL auto focus, auto white balance, one-push auto white balance, auto/manual ins and gain up switch. Can be controlled by a 4bit micro computer. Remote controlling is possible for zoom and focusing. NOTE: We have Composite or PAL (European Standard) Units. MFR: SONY

CELL SITE TRANSCIVER \$79.⁰⁰ 2 for \$149.⁰⁰

These transceivers were designed for operation in an AMPS (Advanced Mobile Phone Service) cell site. The 20 MHz bandwidth of the transceiver allows it to operate on all 666 channels allocated. The transmit channels are 870.030-889.980 MHz with the receive channels 45 MHz below those frequencies. A digital synthesizer is utilized to generate the selected frequency. Each unit contains two independent receivers to demodulate voice and data with a Receive Signal Strength Indicator (RSSI) circuit to select the one with the best signal strength. The transmitter provides a 1.5 watt modulated signal to drive an external power amplifier. Channel selection is accomplished with a 10 bit binary input via a connector on the back panel. Other interface requirements for operation are 26 VDC (unregulated) and an 18.990 MHz reference frequency for the digital synthesizer. The units contain independent boards for receivers, exciter, synthesizer, tunable front end, and interface assembly (which includes power supplies and voltage-controlled oscillator). Service manual, schematics and circuit descriptions included.

Encased Black & White Composite CCD Camera with Adapter
IR viewing to 1000 nm 7 1/2" L x 2 1/4" W x 1 1/4" H

Comes complete with CCD camera, mounting nut on bottom of casing, 12VDC power supply. Excellent low light capability, standard RCA NTSC video out. **\$89.00**

Great for: entryway security/remote monitoring, video conferencing/desktop video conferencing

This miniature camera is perfect for all medical computer applications as well as security and surveillance. NTSC output can be used with popular video digitizing boards for Apple Macintosh and Microsoft Windows. Connects directly to any composite monitor or VCR with "video" input. Its sharp wide-angle lens focuses from two inches to infinity and its state-of-the-art CCD technology accurately captures 16 level grayscale images for Quick Time movies and still pictures. Records at 30 frames per second and 260 lines resolution with excellent low light capability. Uses 12VDC (adapter supplied) and standard RCA cable.

POINT OF SALE BANK TERMINAL \$49.⁰⁰ or 2 for \$89.⁰⁰

• LCD Display 20 Char. x 4 Line • Printer 16 Column Dot Matrix - Epson • 24 Key Domed Membrane Keypad • Intel 80C32 Processor • 2 PCMCIA Sockets (ICC Slots) • Dallas DS1287 Realtime Clock • 2 Solid State Buzzers (Piezo Electric) • 4 Crystals • Rockwell Modem Chip • Telephone Line Interface (4 Pin "RJ" Connector) • RS-232 Interface (8 Pin "RJ" Connector) • NI-CAD Battery Pack Inside
Note: We have not been able to bypass an access code in the software. Thus, while time of day and other introductory things are displayed on LCD, the full original capabilities of this unit cannot be guaranteed. Also, we do not have a source for the smart cards that were to go in the PCMCIA sockets. Requires 12 volt adapter for power. (Not included) Dimensions: 9-1/2 L x 6-1/4 W x 2-1/2 D • Original cost over \$450.00

.6" COMPOSITE MINIATURE COLOR DISPLAY \$99.⁰⁰


Fully encased. Dim: 1.3" x 1.3" x 4". 12 Volts DC power. NTSC signal.
250 H x 300 V resolution. Focus adjustable eyepiece. Applications include camcorder viewfinder, helmet mounted display, etc... Original cost over \$600.00

Minimum Order: \$20.00. Minimum shipping and handling charge \$5.00. We accept cashiers checks, MC or VISA. No personal checks or COD's. CA residents add 8.25% sales tax. We are not responsible for typographical errors. All merchandise subject to prior sale. Phone orders welcome. Foreign orders require special handling. Prices subject to change without notice. 20% restocking fee for returned orders.

April 1997, Electronics Now

Move Up to the Ultimate in Robotic Kits.

OWIKIT™



OWI's "Next Generation" of affordable, rugged Robot Kits challenge the enthusiast to solder circuit boards and mechanically assemble.

Visit our homepage @ <http://www.owirobot.com>

Each OWIKIT also incorporates the basic principles of robotic experiments, sensing and locomotion, guaranteeing an exciting, hands-on adventure of knowledge and fun!

But remember! OWI is the recognized founder and leader in Educational Robot Kits. **ACCEPT NO IMITATIONS.**



EK ELEKIT

1160 Mahala Place, Suite B
Rancho Dominguez, CA
90220-5443
(310) 638-7970
Fax: (310) 638-8347



Order M - F: 8a.m. - 4p.m. PST


ROBOT.TECH.CURR.	MV-RTC	Teacher's Manual	158 Pg. Book	74.95
GEAR BOX	OWI-GB25	Selectable Gear Box		10.00
ELECTRO-MAGNETIC TRAIN				10.00
S-CARGO	OWI-936K	Sound Sensor	47 Pg. Book	36.95
WAO II	OWI-961K	Programmable - Graphic	59 Pg. Book	69.95
SPIDER	OWI-962K	Infrared Sensor	49 Pg. Book	49.95
LINE TRACKER	OWI-963K	Infrared Sensor	48 Pg. Book	49.95
MANTA	OWI-966K	Sound / Touch Sensor	44 Pg. Book	29.95
MOON WALKER	OWI-989K	Solar Sensor	10 Pg. Book	34.95

CIRCLE 318 ON FREE INFORMATION CARD

MEMBRANE SWITCH KITS!

FLAT PANEL KEYPADS
ASSEMBLE IN
MINUTES WITH YOUR
LEGEND

AVAILABLE IN 4, 12,
16, 24 & 40 KEY TYPES



DSK-4
\$9.89

DSK-12
\$14.29

INDUSTRIAL TYPES AVAILABLE

MORE THAN 30 LAYOUTS
TO FIT MOST
APPLICATIONS

CALL FOR FREE
BROCHURE

SIL-WALKER

880 CALLE PLANO,
UNIT N
CAMARILLO, CA
93012


PHONE: (805) 389-8100

FAX: (805) 484-3311

VISA / MASTERCARD


MICRO SIZE CCD VIDEO CAMERAS

MB-750U
Video Camera
\$99.95



Pinhole Versions Available

MB-705UX
C-Mount Camera
with Lens Included;
8 or 12mm Lens



Micro Lipstick Cameras for Teleconferencing.

PANASONIC & SONY
Imaging Distributor

Polaris Industries

New Literature Available for All Models. Same Day Shipping from Stock!

1-800-752-3571

Visit Polaris Ind. Web Site at:
<http://www.polarisusa.com>



470 Armour Drive NE • Atlanta GA 30324 • Tech Info: 404-872-0722 • FAX 404-872-1038

DO-IT-YOURSELF AUDIO AMPLIFIER KITS

Mark V Electronics, Inc.
8019 E. Slauson Ave.,
Montebello, CA 90640

In business since 1985

Mention AD
& take 10% off
your 1st order!

Enclosures at Unbeatable prices!
New educational kits for learning and more fun!
Free Catalog 213/888-8988 Fax 213/888-6868
Order 1-800-521-MARK / 1-800-423-FIVE

Kit skill levels are specified as ▲ beginner ▲▲ intermediate or ▲▲▲ advanced!

Best Buy

Metal Cabinets with Aluminum Front Panel

LG-1273 3x12x7" \$ 26.50
LG-1684 4x16x8" 32.50
LG-1924 4x19x11½" 38.25
LG-1925 5x19x11½" 42.00
LG-1983 2½x19x8" 35.25
LG-1923 3x19x11½" 36.50
LG-1927 7x19x11½" 50.50

LG- Black anodized rack cabinet

Modular Desktop Consoles

L x W x H
LE-453 4x4¼x3" \$ 7.50
LE-653 6x4¼x3" 9.75
LE-853 8x4¼x3" 11.75
LE- Black finished aluminum panel 1mm thick.

Alarm Box with Lock

LB-1085 8½x10¼x5" \$ 18.75
LB-1395 9¼x13¼x5" 25.50
LB-1525 12¼x15¼x5" 35.25
*LB-1494 9¼x14¼x4¼" 21.50
LB-1383A 8½x13¼x4" 23.25
*No lock & LB- Sheet Metal 0.8mm

Mejor Compra!

New

*LL-1923B 2½x19x12" 69.50
*LL-1925A 5x19x12" 79.50

*LL- High quality full Aluminum Cabinet
*LL- Front panel .157" & other panels .078"
*LL- Gold plated cap screw for front panel
- Dimensions in inches ± .05
- Custom-made for other dimensions if over 100 pcs for single model!


Camera Housing

*LD-1244 2¼x10¼x4" \$ 55.00
*LD-1516 3¼x13¼x4" 29.50
*LD-1565 4x13¼x5¼" 31.75
*LD- Stainless Steel 0.7mm
*LD- Sheet Metal 1mm

Power Transformers & Toroidal Transformers

001	28/30V x 2	6A	\$ 30.00
002	36V x 2	3A	25.00
003	40V x 2	6A	32.00
**008	28/30V x 2	6A	40.00
**009	48/53V x 2	EA	66.00
**012	33/40/42Vx2	6A	48.00

TA-800MK2 ▲▲ 120+120W Pre & Main Stereo Amp. (4 lbs.)



Kit: \$ 67.92
Asmb: \$ 86.95

Power Output: 120W into 4 ohms RMS. 72W into 8 ohms RMS. Frequency Response: 10-20KHZ. THD: <0.01%. Tone Control: Bass ±12dB, Mid & Treble ±8dB. Sensitivity: Phono Input, 3mV into 47K. Line, 0.3V into 47K. Signal to Noise Ratio: 86dB. Power Requirement: 40VDC @ 6A. Suggested Mark V model 001 or 008 transformer. Recommended Metal Cabinet LG-1924.

AF-3 ▲▲▲ 300W MOSFET High Power Mono Amp. (7 lbs.)



Kit: \$ 165.00 Asmb: \$ 195.00

Power Output: 300W into 4 ohms RMS. 200W into 8 ohms RMS. Frequency Response: 10HZ-20KHZ. THD: <0.03%. Signal to noise ratio: 91dB. Input Sensitivity & Impedance at 1KHZ, 1V 47K. Load Impedance 4-16 ohms. Power Requirement: ±55 to ±65VDC 8A. Suggested Mark V model 009 Transformer. Capacitor 10,000uf 80-100V model 016 or 019. Recommended Metal Cabinet LG-1925 for each channel.

TA-388 ▲▲▲ Class A FET Dynamic Buffer Stereo Pre-Amp (1 lb.)

Best Pre-Amp



Kit: \$ 64.00 Asmb: \$ 80.00

Frequency Response (at rated output): Overall 10HZ-100KHZ +0.5dB-1dB. THD: Overall <0.007% at or below rated output level. Channel Separation (at rated output 1KHZ): Overall better than 70dB. Hum & Noise: Overall better than 90dB. Input Sensitivity (1KHZ for rated output): 300-600mV. Maximum Output Level: Pre-Amp output 1.8V (0.1% THD). Power Requirement: 30V X 2 AC 500mA.

SM-100 ▲▲ 150 MHz 8 Digit Frequency Counter (2 lbs.)

Best Buy



Kit: \$ 79.00
Asmb: \$ 99.00

Frequency Range: 10HZ-150MHZ. Gate Time: 0.01s, 0.1s, 1s, 10s. Input Sensitivity: KHZ range 10HZ-10MHZ 20mV(min.). MHz range 1MHZ-120MHZ 20mV(mir.), 120MHZ-150MHZ 35mV (min.), 150MHZ-200MHZ 40mV(typical). Time Base: 10MHZ crystal, ±10 ppn. Input Impedance: 1M ohm, Response Time: 0.2s. Resolution: 0.1 HZ: 10s gate time, 1HZ: 1s gate time, 10HZ: 0.1s gate time, 100 HZ: 0.01s gate time. Hold the last input signal. Reset counter to 0. DC 9V power adapter not included.

School Educational Kits Source ...

KA-901 30-In-one electronic lab kit \$ 15.99

No soldering is required! Build a radio, alarm, timer... Earphone for private listening. Uses safe battery power. Requires 4 "AA" batteries.

KA-902 130-In-one electronic lab kit \$ 25.99

Build your own AM broadcast station, electronic organ, timer... No special tools or soldering required due to pre-mounted parts, pre-cut wires and simple coil-spring connectors. Requires 6 "AA" batteries.

KA-904 500-In-one electronic lab kit \$ 98.99

Contains its own computer with a simple explanation of the basic (Assembler) language required for operation. Compile programs to discover how computers operate while gaining an understanding of hardware & software. With easy-to-follow manual which explains by comprehensive diagrams. Requires 6 "AA" batteries.

KA-905 75-In-one electronic lab kit \$ 24.99

Build strobe light, touch switch, metronome, sound-level meter... No special tools or soldering required. Requires 4 "AA" batteries.

KA-906 300-In-one electronic lab kit \$ 59.99

Learn about transistors, capacitors & electronic circuits. Build electronic games, battery checker... It even includes a breadboard for adding your own components. Complete with easy-to-follow manual. Requires 6 "AA" batteries.

*Batteries are not included!

EA-905



KA-906



See our catalog for more kits!

Minimum order \$ 20. We accept Visa, MasterCard & Money Orders. Checks allow 2 weeks for clearance. We ship by UPS ground inside US (2 lbs min \$ 5.00) and ship by US mail outside US. Please call for orders shipping & handling or fax (foreign) orders. PO Orders are welcome from schools. We are not responsible for typographical errors.

CIRCLE 333 ON FREE INFORMATION CARD

Budget Project and Computer Books

BP317—Practical Electronic Timing \$6.95. Time measurement projects are among the most constructed gadgets by hobbyists. This book provides the theory and backs it with a wide range of practical construction projects. Each project has how-it-works theory and how to check it for correct operation.

BP415—Using Netscape on the Internet \$7.95. Get with the Internet and with surfing, or browsing, the World Wide Web, and with the Netscape Navigator in particular. The book explains: The Internet and how the World Wide Web fits into the general scenario; how do you go about getting an Internet connection of your own; how to download and install the various versions of Netscape browsing software that are available; and how to use Netscape Navigator to surf the Web, and to find and maintain lists of useful sites. There's a heck of a lot more, too!

BP325—A Concise User's Guide to Windows 3.1 \$7.95. Now you can manage Microsoft's Windows with confidence. Understand what hardware specification you need to run Windows 3.1 successfully, and how to install, customize, fine-tune and optimize your system. Then you'll get into understanding the Program Manager, File Manager and Print Manager. Next follows tips on the word processor, plus how to use Paintbrush. There's more on the Cardfile database with its auto-dial feature, Windows Calendar, Terminal, Notepad, etc.

BP327—DOS: One Step at a Time \$5.95. Although you spend most of your time working with a word processor, spreadsheet or database, and are probably quite happy using its file management facilities, there will be times when you absolutely need to use DOS to carry out 'house-keeping' functions. The book starts with an overview of DOS, and later chapters cover the commands for handling disks, directories and files.

PCP119—Electronic Music and Midi Projects \$14.95. Save cash by building the MIDI gadgets you need. Want a MIDI THRU box, program change pedal, Metronome, analog echo unit, MIDI patchbay or switcher? Over 16 practical and very useful music and MIDI projects—all in this book! The projects are explained in detail with full instructions on assembly.

PCP120—Multimedia on the PC! \$14.95. What is Multimedia? What can it do for you? It can do lots of nice things! This 184-page book helps you create your own multimedia presentation. Multimedia applications by people like you can revolutionize educational and business applications as well bring more fun, fun, fun into your leisure computer activities.

BP404—How To Create Pages for the Web Using HTML \$6.95. Companies around the world, as well as PC users, are fast becoming aware of the World Wide Web as a means of publishing information over the Internet. HTML is the language used to create documents for Web browsers such as Mosaic, Net-scape and the Internet Explorer. These programs recognize this language as the method used to format the text, insert images, create hypertext and fill-in forms. HTML is easy to learn and use. This book explains the main features of the language and suggests some principles of style and design. Within a few hours, you can create a personal Home Page, research paper, company profile, questionnaire, etc., for world-wide publication on the Web.



BP377—Practical Electronic Control Projects \$6.95. Electronic control theory is presented in simple, non-mathematical terms and is illustrated by many practical projects suitable for the student or hobbyist to build. Discover how to use sensors as an input to the control system, and how to provide output to lamps, heaters, solenoids, relays and motors. Also the text reveals how to use control circuits to link input to output including signal processing, control loops, and feedback. Computer-based control is explained by practical examples.

BP411—A Practical Introduction to Surface Mount Devices \$5.95. This book takes you from the simplest possible starting point to a high level of competence in working with Surface Mount Devices (SMD's). Surface mount hobby-type construction is ideal for constructing small projects. Subjects such as PCB design, chip control, soldering techniques and specialist tools for SMD are fully explained. Some useful constructional projects are included.

BP136—25 Simple Indoor and Window Aerials \$5.50. Many people live in flats and apartments where outdoor antennas are prohibited. This does not mean you have to forgo shortwave listening, for even a 20-foot length of wire stretched out under a rug in a room can produce acceptable results. However, with experimentation and some tips, you may well be able to improve further your radio's reception. Included are 25 indoor and window antennas that are proven performers. Much information is also given on shortwave bands, antenna directivity, time zones, dimensions, etc. A must book for all amateur radio enthusiasts.

BP336—A Concise User's Guide to Lotus 1-2-3 Release 3.4 \$7.25. Discover how to use a three-dimensional Lotus spreadsheet in the shortest and most effective way. The book explains how: to generate and manipulate 3-dimensional worksheets and how to link different files together; to generate and add graphs to a worksheet, edit them, and then preview and print the worksheet; to use the SmartIcons and become more productive with your time; to use the WYSIWYG add-in to produce top quality screen and printed displays; and much more.

BP379—30 Simple IC Terminal Block Projects \$6.50. Here are 30 easy-to-build IC projects almost anyone can build. Requiring an IC and a few additional components, the book's 'black-box' building technique enables and encourages the constructor to progress to more advanced projects. Some of which are: timer projects, op-amp projects, counter projects, NAND-gate projects, and more.

BP401—Transistor Data Tables \$6.95. The tables in this book contain information about the package shape, pin connections and basic electrical data for each of the many thousands of transistors listed. The data includes maximum reverse voltage, forward current and power dissipation, current gain and forward transadmittance and resistance, cut-off frequency and details of applications.

BP403—The Internet and World Wide Web Explained \$6.95. You've heard about the Information Superhighway. Sort of makes you feel timid about getting on the Web. Put your fears aside! This book eliminates the mystery and presents clear, concise information to build your confidence. The jargon used is explained in simple English. Once the tech-talk is understood, and with an hour or two of Web time under your belt, your friends will call you an Internet guru!

BP92—Electronics Simplified: Crystal Set Construction \$2.69. This book is written for those who wish to participate in electronics more through practical construction than by theoretical study. It is designed for all ages upwards from the day when one can read intelligently and handle simple tools. The crystal set projects are designed to use modern inexpensive components and home-wound coils. A book highly recommended for all newcomers.

ETT1—Wireless & Electrical Cyclopedia \$5.75. Step back to the 1920's with this reprinted catalog from the Electro Importing Company. Antiquity displayed on every page with items priced as low as 3 cents. Product descriptions include: Radio components, kits, motors and dynamos, Leyden jars, hot-wire meters, carbon mines and more. The perfect gift for a radio antique collector.

ELECTRONIC TECHNOLOGY TODAY INC.
P.O. BOX 240, Massapequa, NY 11762-0240

Name _____
Address _____
City _____ State _____ Zip _____

SHIPPING CHARGES IN USA AND CANADA

\$0.01 to \$5.00.....	\$2.00
\$5.01 to \$10.00.....	\$3.00
\$10.01 to \$20.00.....	\$4.00
\$20.01 to \$30.00.....	\$5.00
\$30.01 to \$40.00.....	\$6.00
\$40.01 to \$50.00.....	\$7.00
\$50.01 and above.....	\$8.50


SORRY No orders accepted outside of USA & Canada

Total price of books.....	\$ _____	No. of Books Ordered <input type="checkbox"/>
Shipping (see chart).....	\$ _____	
Subtotal.....	\$ _____	
Sales Tax (NYS only).....	\$ _____	
Amount Enclosed	\$ _____	

All payments must be in U.S. funds!

Our #1 Best-Selling Home Electronics Repair Manual

**FREE
30-DAY TRIAL**



WEKA'S GIANT 900-PAGE BIBLE OF EASY ELECTRONICS REPAIR

YOURS FOR ONLY
2 EASY PAYMENTS OF
\$24.95

**FILLED WITH
Troubleshooting
Diagnostic Tips...
Step-By-Step "Model
Specific" Instructions...
Charts, Photos & Easy-
To-Follow Diagrams...
PLUS Directory Of
Parts Dealers!**

**ALL THE INSTRUCTIONS YOU NEED TO FIX
TVs, VCRs, STEREOS, CAMCORDERS, PHONES, CD PLAYERS, FAXES,
COMPUTERS, WALKMANS, AUTO RADIOS, VIDEO GAMES, & MORE!**

**Don't Waste Time & Money At Electronics Repair Shops!
NOW FIX IT YOURSELF FOR SAVINGS,
PROFIT. . . AND SATISFACTION!**

Now you don't have to be a professional technician to get PERFECT electronics repairs at home... at a fraction of repair shop costs! Whether you enjoy doing your own repairs or want an extra part-time income, this famous nationally advertised WEKA ELECTRONICS REPAIR MANUAL gives you easy-to-follow instructions for fixing nearly every electronic device you can think of... from popular manufacturers like SONY, RCA, IBM, NINTENDO and more! Plus, you get more than just easy instructions, YOU GET A FULL ELECTRONICS BIBLE that teaches you everything from basic

electronics principles to advanced troubleshooting and repairs!

UPDATED SUPPLEMENTS!

About 4-5 times a year, we'll send you updated 140-page repair supplements for all the newest electronic products available. Examine these supplements at home FREE for a full 30-days. If you decide to add them to your Manual, they're yours for just \$35.00 each plus shipping and handling. There's NO RISK, NO OBLIGATION! ORDER YOUR 900-PAGE ELECTRONICS REPAIR MANUAL NOW!

Yes, 900 Instruction-Filled Pages In Wipe-Clean Vinyl Binder!



- LOOSE-LEAF FORMAT
- PAGES LIE FLAT
- TABBED CHAPTER PAGES!
- PHOTOS, CHARTS, DIAGRAMS!
- EXPLODED VIEWS!
- STEP-BY-STEP FIXES!
- TROUBLESHOOTING INSTRUCTIONS!
- TEST EQUIPMENT PRIMER!
- SAFETY PRECAUTION CHECKLIST
- ELECTRONICS REFERENCE GUIDE!
- PREVENTIVE MAINTENANCE TIPS!
- HOW TO USE TOOLS OF THE TRADE!
- MANUFACTURERS' DIRECTORY!
- PARTS SUPPLIERS!
- PLUS MUCH MORE!

CALL TOLL-FREE NOW FOR 30-DAY HOME TRIAL!

1-800-222-WEKA

FAX: 1-800-256-5915 E-MAIL: 102132.1245@compuserve.com

WEKA PUBLISHING, INC., 1077 Bridgeport Ave.,
P.O. Box 886, Shelton, CT 06484

YES! Please rush my ELECTRONICS REPAIR MANUAL. I'll pay now by check or credit card and save \$10 off the regular price! If I'm not 100% satisfied, I may return the book within 30 days for a full refund of the purchase price.

SAVE! Bill my credit card in 2 easy monthly payments of \$24.95 plus \$6.50 shipping & handling.

VISA* MASTERCARD* Exp. Date

Account #

Signature _____

Phone (____) _____

SAVE! My check is enclosed for \$49.90 plus \$6.50 s&h.

Add \$10.00 for EXPRESS DELIVERY guaranteed within 5 business days from receipt of order. (Prepaid U.S.A. orders only, no P.O. Boxes.)

Bill me later for the regular price of \$59.95 plus \$6.50 shipping & handling, subject to credit approval. Signature and phone number required to process your order. P.O. Box addresses must be prepaid.

Name _____

Company _____

Address _____

City _____ State _____ Zip _____

In Canada, please add \$10. Overseas orders add \$15 (foreign orders must be prepaid). U.S. funds only. CT residents add 6% sales tax. Supplements are just \$35 each plus shipping & handling. They will be sent 4-5 times a year on a fully-guaranteed, 30-day trial basis. They may be cancelled at any time. 33277

CIRCLE 317 ON FREE INFORMATION CARD

April 1997, Electronics Now

**ABC ELECTRONICS 315 7TH AVE N. MPLS. MN. 55401
(612)332-2378 FAX (612)332-8481 30 DAY WARRANTY
WE BUY TEST EQUIPMENT AND COMPONENTS.**

TEK 7A13 DIFFERENTIAL COMPARATOR	\$150.00	TEK 7B15 1 GHZ DELAYING TIME BASE	\$250.00
TEK 7A16P PROG.200MHZ VERT.AMPLIFIER	\$75.00	TEK 7B50A 150 MHZ TIME BASE	\$75.00
TEK 7A17 150 MHZ SINGLE TRACE AMPLIFIER	\$50.00	TEK 7B52 DUAL TIME BASE	\$75.00
TEK 7A18 75 MHZ DUAL TRACE AMPLIFIER	\$50.00	TEK 7B53 100 MHZ DUAL TIME BASE	\$75.00
TEK 7A19 600 MHZ SINGLE TRACE AMPLIFIER	\$150.00	TEK 7B70 200 MHZ TIME BASE	\$75.00
TEK 7A22 DIFFERENTIAL AMPLIFIER	\$200.00	TEK 7B71 DELAYING TIME BASE	\$75.00
TEK 7A24 400 MHZ DUAL TRACE AMPLIFIER	\$200.00	TEK 7B80 400 MHZ DELAYED TIME BASE	\$100.00
TEK 7A26 200 MHZ DUAL TRACE AMPLIFIER	\$75.00	TEK 7B85 400 MHZ DELAYING TIME BASE	\$125.00
TEK 7D11 DIGITAL DELAY UNIT	\$50.00	TEK 7B90P PROGRAMABLE TIME BASE	\$200.00
TEK 7D12 A/D CONVERTER MAINFRAME	\$50.00	TEK 7B92A 500 MHZ DELAYING TIME BASE	\$125.00
TEK 7D13 DIGITAL MULTIMETER	\$50.00	TEK AM502 DIFFERENTIAL AMPLIFIER	\$75.00
TEK 7M11 DUAL 50 OHM DELAY LINE	\$100.00	TEK MX5010 MULTIFUNC.INTERFACE EXTEN.	\$200.00
TEK 7M13	\$50.00	TEK 7B34 400 MHZ STORAGE MAIN FRAME	\$400.00
TEK 7S11 SAMPLING PLUG IN	\$200.00	TEK 7844 400 MHZ MAIN FRAME	\$400.00
TEK 7S12 GENERAL PURPOSE SAMPLER	\$350.00	TEK 7854 400 MHZ DIGITAL STORAGE FRAME	\$500.00
TEK 7S14 1 GHZ SAMPLING PLUG IN	\$350.00	TEK 7904 500 MHZ MAIN FRAME	\$250.00
TEK 453 50MHZ OSCILLOSCOPE	\$200.00	TEK 7104 1GHZ FRAME WITH-	\$2750.00
TEK 485 350 MHZ PORTABLE SCOPE	\$600.00	(7A29,7A29,7B10,7B15)	
KEITHLEY 480 PICOAMMETER	\$300.00	GENRAD 1657 RLC BRIDGE	\$750.00
TEK 608 MONITOR	\$650.00	TEK 577 D11/177 CURVE TRACER	\$1500.00
TEK DAS9100 WITH PROBES	\$750.00	TEK 7D20 PROGRAMABLE DIGITIZER	\$500.00
KIKUSUI 5020 20 MHZ OSCILLOSCOPE	\$180.00	TEK 465 100 MHZ OSCILLOSCOPE	\$400.00
PHILLIPS PM3212 25 MHZ OSCILLOSCOPE	\$200.00	TEK 465B 100 MHZ OSCILLOSCOPE	\$450.00
TEK 422 15 MHZ OSCILLOSCOPE	\$150.00	TEK 2335 100 MHZ OSCILLOSCOPE	\$1200.00
TEK 455 50 MHZ OSCILLOSCOPE	\$250.00	TEK 834 DATA COMMUNICATION TESTER	\$130.00
HP 6428B 0-20V/0-45A POWERSUPPLY	\$400.00	HP 5359A TIME SYNTHESIZER	\$1000.00
BRADLEY 132 SCOPE CALIBRATOR	\$700.00	HP 6033A 0-20V/0-30A POWERSUPPLY	\$1200.00

**EASY PIC'n
MICROCONTROLLER BOOK**

How to get started using PIC16CXX microcontrollers

- Programming techniques
- Instruction set
- Addressing modes
- Bit manipulation
- Subroutines
- Sequencing
- Lookup tables
- Interrupts
- Using a text editor - source code
- Using an assembler
- Timing and counting
- Interfacing - I/O conversion
- Lots of examples

PIC is a trademark of Microchip Technology Inc.
\$29.95 + \$3 mail in US VISA, MC, MO, Check
CA residents please add 7.25% CA sales tax

SQUARE 1 ELECTRONICS

P.O. Box 501 Kelseyville, CA 95451
Voice (707) 279-8881 FAX (707) 279-8883
http://www.zapcom.net/~squareone

PROTOTYPES

Or large runs. PCBs, wave soldering, cabinets and other metal parts, silk screen printing, plastic injection, xformer/coil winding, etc. Assembly, wiring. Very low prices! Twin plant in Mexico. We ship to your door. V&V. PH. (713) 537-7518 Fax. 011 (525) 361-5996.

Robot Explorer Newsletter

Nano-ants, flying robots, Martian explorers. Explore an entire universe of exciting robots. 8 information-packed issues for only \$14.95. Call now! MasterCard/Visa Accepted.


1-(800) GO-ROBOT or 1-(800)467-6268

CABLE TV CONVERTERS

Equipment & Accessories
Wholesalers Welcome

Call C&D ELECTRONICS
1-800-310-1153 M-F 10a-6p

17" Sony Trinitron Monitor



This is our most popular item. In good condition, they meet new unit specs. Not a multisync, works fine with Macintosh, or on IBM with Photon video card Tuned, with cables for Mac \$225.00. With Photon video \$375.00. Basic monitor \$175.00 52 Lbs Shipping.


Dear Readers,

Ordering from V&M Surplus is easy. No minimum order, no hidden charges, most items postpaid. Your satisfaction guaranteed, or your money back. I am an avid collector, and right now I am looking for the following items: Norden Bombsight, M209 Converter (crypto-machine), K9 Ball Turret Sight. Cash or trade. *Franklin D. Jink CEO, CC&RW*

Vision and Motion Surplus
222 Pleasant Street
Marlboro, MA 01752


1-800-471-0747, 1-508-881-4900

Welch Allyn Bar Code Reader



Dreaming about using bar code? Here is your big chance. this late model bar code reader is the Welch Allyn Scanteam 3600. Uses standard product barcode, easy to use, requires only 5 VDC. With full technical manual, works with standard bar code software. \$49.00 Postpaid. Unused.

Fascinating
Corner Cube
Prism



One of the most fascinating optical components, the corner cube directs light back to its source. Used by surveyors, planted on the moon by Apollo astronauts, these beautiful gem-like prisms are usually quite expensive. We have two types available:

1. 60 mm dia. 5 sec accuracy, surveyors type mounted 20mm offset.
2. Military assembly with corner truncated and electronic unit with IR filter, similiar specs. If you know what these were used for, please tell me.

Either type\$49.00 Postpaid. Unused.

CABLE T.V. Converters & Equipment

WISE PRODUCTS

30-day money back
1-year warranty

Dealers
Welcome!

1-(800) 434-2269
Visa, MC, Amex, COD



BUGGED??

EAVESDROPPING is unbelievably widespread! Electronic Devices with amazing capabilities can be monitoring your telephone and room conversations RIGHT NOW! Are you sure you're safe? **FREE CATALOG** tells you fast! Includes Free Bonus details on fantastic opportunities now open in Counter-Surveillance field. Exciting, immensely interesting and EXTREMELY profitable (up to \$250 hr) full/part-time income. Call Now!

1-800-732-5000


Prototype it FAST!

With Prototech 8851 or 22

Fully assembled 8061 or 22 88C
4.8 x 8 inch board w/ large proto area
Supports up to 32K EPROMS - 32K RAM
Chips in sockets - 8 volt operation
On-chip EPROM w/ source and drain
Full device w/ schematic - no rewrites

Ready to run... \$99.00 ea.

Software Science
3750 Roundbottom Rd.
Cincinnati, Ohio 45244
1888 561-2060



CELLULAR PROGRAMMERS!

COPYCAT MOTOROLA CELLULAR PROGRAMMER:
Program any phone up to EE3.
Ericsson Clip, OKI 900 Modified
Programming Cables Available.

TEL: 718-768-4963 718-575-1474

The Electronic Experimenter's Journal

It's part catalog, part magazine and part data book with kits, parts, plans, articles, and application notes.

Call for your **FREE** copy today

Debco Electronics
4025 Edwards Rd.
Cincinnati, OH 45209 1 800 423-4499



CABLE TV CONVERTERS

Equipment & Accessories
Wholesalers Welcome

Call C&D ELECTRONICS
1-800-310-1153 M-F 10a-6p

Quality Microwave TV Systems

WIRELESS CABLE • ITFS • MMDS
ATV • INTERNATIONAL • S-BAND
Amplifiers • Antennas • Books • Components
Filters • Systems • Video Products

- RF Frequency 1990 - 2700 Mhz
- Cable Ready - VHF - UHF Outputs
- SASE For "FREE" Catalog or Send \$1

PHILLIPS-TECH ELECTRONICS
PO Box 8533 • Scottsdale, AZ 85252

ORDER LINE 800-880-MMDS
CATALOG/INFO 602-947-7700
FAX LINE 602-947-7799

CHALLENGER SYSTEM
33-Channel 52dB+ Gain
Complete Grid 3265
Five Year Warranty
FREE SHIPPING Visa • MC • Amx • Disc • COD's • Qty Pricing

CIRCLE 329 ON FREE INFORMATION CARD

EZ-EP DEVICE PROGRAMMER - \$169.95

EZ-EP
M² ELECTRONICS
Los Angeles, California (310) 837-7818

Fast - Programs 27C010 in 23 seconds.
Portable - Connects to PC Parallel Port.
Versatile - Programs 2716-080 plus EE and Flash (28F,29C) to 32 pins
Inexpensive - Best for less than \$200

Adapters Available

EP-51 (8751,C51)	\$39.95
EP-11 (68HC11 E/A)	\$59.95
EP-PIC (16C5x,61,62x,71,84)	\$49.95
EP-PIC64 (16C62,63,64,65,73,74)	\$39.95
EP-PEEL (ICT 22V10, 20G10, 18V8)	\$59.95
EP-SEE (93x,24x,85x)	\$34.95
EP-16 (16bit 40 Pin EPROMs)	\$49.95
EP-49 (8742,48,49)	\$49.95
EP-750 (87C750,751,752)	\$69.95
EP-Z8 (Z86E03,04,05,06,07)	\$39.95
EP-55 (8755)	\$39.95
EP-51-PLCC (8751,C51)	\$59.95
EP-PIC-SOIC(16C5x,61,62x,71,84)	\$59.95
EP-PLCC (PLCC EPROMs)	\$49.95
EP-SOIC (SOIC EPROMs)	\$49.95
EP-LCC (LCC EPROMs)	\$49.95

- Correct implementation of manufacturer algorithms for fast, reliable programming.
- Easy to use menu based software has binary editor, read, verify, copy, etc. Free updates via bbs or web page.
- Full over current detection on all device power supplies protects against bad chips and reverse insertion.
- Broad support for additional devices using adapters.

M² Electronics
3526 Jasmine #4; Los Angeles, CA 90034
310/837-7818 Fax/BBS: 310/841-6050
<http://www.cs.ucla.edu/csad-grads-gs3/loving/evm21.htm>
CA orders add 8.25% sales tax. Ground shipping - \$5; 3 Day - \$7; 2 Day \$10; Overnight \$17; COD \$4.75.

NEW DX SERIES DMMs

3 YEAR WARRANTY

COVERS FULL PERFORMANCE

Bel MERIT DX Series DMMs have best values for performance, features and dependability with 3 year warranty.

Each DX model has standard DMM measurements with a set of additional capabilities; diode, continuity, TRhFE, capacitance, inductance, frequency, logic and temperature.

Additional features include auto power-off, data hold, annunciator, and input warning beeper & peak hold (DX451/DX460L only)

Deluxe holster, safety test leads and thermocouple probe (DX360T) supplied as standard accessories.



MODEL	DX350	DX360T	DX400	DX405	DX451	DX460L
AC/DC Voltage (750V/1000V)		*	*	*	*	*
AC/DC Current (10A)	20µ..				*	*
Resistance (20MΩ)	20Ω..	2000M	*	*	2000M	2000M
Continuity Beeper/Diode	*	*	*	*	*	*
Temperature w/Probe, Type K	*	*	*	*	*	*
TRhFE	*	*	*	*	*	*
Capacitance (20µF)	*	*	*	*	*	2000µ
Frequency (20MHz)	*	*	*	*	*	*
Logic (TTL & CMOS)	*	*	*	*	*	*
Inductance (20H)	*	*	*	*	*	*
Auto Power-Off	*	*	*	*	*	*
Input Warning Beeper	*	*	*	*	*	*
Data Hold	*	*	*	*	*	*
Peak Hold	*	*	*	*	*	*
Protective Holster	*	*	*	*	*	*
Suggested Resale Price	49.95	64.95	64.95	69.95	89.95	109.95

- Lots more High Standard Test Instruments available
- All in One Instrument, Oscilloscope, Power Supply, Function Generator, Frequency Counter, Multimeter, Capacitance, Engine Analyzer, Clamp-On, Electrical Tester and More.
- See your local distributors or Call for Catalog

Bel MERIT 1-800-532-3221

(714) 586-2310 • FAX (714) 586-3399
SOLUTIONS FOR THE TEST INSTRUMENT P.O. Box 744, Lake Forest, CA 92630

April 1997, Electronics Now

M/C & VISA
ACCEPTED

TEST EQUIPMENT SALES

PO. BOX 986
LONDONDERRY, NH 03053

HP 8012B.....PULSE GENERATOR.....\$595
TEK FG504.....FUNCTION GEN.....\$525
FLUKE 752A.....REF. DIVIDER.....\$2695
SWINGER TWO.....ELEC. LOAD.....\$495
BAL 6127B...SCOPE CALIBRATOR...\$3995
ENI 2100L...POWER AMPLIFIER.....\$2395
TEK 7104.....1 GHz SCOPE MF.....\$1895
TEK 2445...100 MHz 4 CH.SCOPE..\$1250
TEK 11A72.....1 GHz PLUG-IN.....\$1295
TEK 576.....CURVE TRACER.....\$2395
DATRON 1081...7.5 DIGIT DMM.....\$1295
TEK 2445...150MHz 4 CH.SCOPE..\$1695
FLUKE 5100B.....CALIBRATOR.....\$4995
TAS 112...NETWORK SIMULATOR....\$2995
HP 16515A..1 GHz TIMING CARD..\$1495

HP 6205B.....POWER SUPPLY.....\$250
KEI 224...CURRENT SOURCE.....\$1095
TEK 2465A...350MHz SCOPE.....\$3950
ANALOGIC 2310..FUNC.GEN...\$395
ANALOGIC 2410..FUNC.GEN...\$495
TEK SG503...SINE WAVE GEN....\$695
HP 6940B.....MULTIPROGRAM.....\$195
TEK11302A...500MHz SCOPE...\$2495
TEK PS5010....POWER SUPPLY....\$795
TEK 7L5.....SPEC. ANALYZER.....\$1095
TEK TR503....TRACKING GEN....\$995
TEK 2465.....300MHz SCOPE...\$2750
HP 3325A..SYNTH./FUNC. GEN..\$1995
WAV 801...50MHz PULSE GEN...\$795
TEK DC504A..COUNTER/TIMER..\$450

EDC MV105.....DC VOLTAGE STD....\$295
TEK 2445A...200MHz 4 CH. SCOPE..\$2495
KEI 619.....ELECTROMETER.....\$995
WAV 178.....PROG. SYNTHESIZER....\$1295
TEK DC5010.....COUNTER P/I.....\$895
HP 8444A/059...TRACKING GEN....\$950
HP 3312A.....FUNCTION GEN.....\$795
TEK 11A52.....600MHz PLUG-IN....\$795
ROD-L M100AVS4.....HIPOT TESTER...\$695
SENCORE VA62A...VIDEO ANALYZER..\$1095
ELGAR 403VT..FREQ. OSCILLATOR...\$2495
HP 3585A....SPECTRUM ANALYZER...\$6995
HP 3582A.....SIGNAL ANALYZER.....\$3195
HP 5335A/30.....UNIV. COUNTER.....\$1495
KROHN-HITE 3343.....FILTER.....\$595

WE BUY
SURPLUS

PHONE (800) 684-4651
FAX (603) 425-2945

SATISFACTION
GUARANTEED

CLASSIFIED

MISCELLANEOUS ELECTRONICS FOR SALE

TUBES: "oldest", "latest". Parts and schematics. SASE for lists. **STEINMETZ**, 7519 Maplewood Ave., EN, Hammond, IN 46324.

FIBER-Optic Projects — Swing into the new technology by assembling tried and true projects recently published. "Practical Fiber-Optic Projects" - BP374 is only \$9.95. (price includes shipping) **ELECTRONIC TECHNOLOGY TODAY INC.**, PO Box 240, Massapequa Park, NY 11762-0240.

GREEN Thumb Alert— Electronics enters the Garden! New exciting book points out how gardeners can build simple gadgets to promote success where the elements work against you. Some of the projects are: over/under temperature monitoring, dusk/dawn switching, automatic plant watering, warming cables, etc. "Electronic Projects for the Garden" only \$9.95 (price includes shipping) **ELECTRONIC TECHNOLOGY TODAY INC.**, PO Box 240, Massapequa Park, NY 11762-0240.

POOR reception on your A.M. radio? Our Signal Booster will help. Guaranteed! Send \$2.00 for details (refundable with order). **FALA ELECTRONICS**, PO Box 1376, Dept. 4, Milwaukee, WI 53201.

TEST chips & Test Aids. All types, most models. **Best products, best prices.** E-mail for your price list (xlent@hi.net). Page your fax no# to 800-401-8641. Full tech support. 30 day trial. Wholesale pricing. Credit card/cod O.K.

CONVERTER - descramblers: Examples, Zenith Ztac \$225.00; Scientific Atlanta 85XX \$185.00; 8580 compatible \$200.00; 8600 \$335.00; 2024 \$335.00; 7212 compatible \$200.00; 400 \$125.00. **All Pioneer test generator \$150.00.** Most makes in stock, COD ok. **MOUNT HOOD ELECTRONICS** (503) 543-7239.

PLANS-KITS-SCHEMATICS

CRYSTAL set Handbook — Visit antiquity by building the radios your grandfather built. Assemble a "Quaker Oats" rig, wind coils that work and make it look like the 1920s! Only \$10.95 plus \$4.00 for shipping and handling. **CLAGG INC.**, PO Box 4099, Farmingdale, NY 11735. US funds only! USA and Canada — no foreign orders.

FREE Catalog. 100 Leading-Edge kits. K1, PIC. Full instructions, source code. 1 (800) 875-3214. **SCIENCE FIRST**, 95 Botsford Place, Buffalo, NY 14216.

ELECTRONIC Project Kits. www.qkits.com 1-888-GO-4-KITS. 292 Queen St., Kingston, ON., K7K 1B8. **QUALITY KITS.**

HACKERS Catalog. Hard-to-find kits and assembled equipment (Red box, spy, cable, etc.) **Low prices.** \$1.00. **SMITH-04**, Box 371, Cedar Grove, NJ 07009.

CELLULAR Hackers Package. (3) Hacker Bibles, (2) Videos & Programming software. \$199.00 **VISA/MC. TELECODE** 1-520-726-2833. <http://www.hackerscatalog.com>

FM Micro Broadcasting: Transmit many miles. PLL mono/stereo. 88-108 MHz. Fully assembled. 1-100 W.R.F. amps. Call (718) 763-8302. **MICRO BROADCAST NETWORK.**

ALL-in-one catalog, 60 mouth-watering pages. CB/HAM/audio/TV/spy/broadcast/science projects, **micropower broadcasting**, broadcast transmitters, amplifiers, antennas, "secret books", start your own radio station and more. Send \$1.00 to **PAN-COM INTERNATIONAL**, PO Box 130-N4, Paradise, CA 95967.

AWESOME KITS: Voice changers, levitators, lasers, gas sensors and more! Catalog \$1.00. **LNS TECHNOLOGIES**, 20993 Foothill Blvd., Suite 307R, Hayward, CA 94541. www.ccnnet.com/~lnstech

CABLE TV

CABLE Descrambling New secret manual. Build your own descramblers for cable and subscription TV. Instructions, schematics for **SSAVI**, Gated Sync, Sinewave, (HBO, Cinemax, Showtime, UHF, Adult) \$12.95, \$2 postage. **CABLETRONICS**, Box 30502R, Bethesda, MD 20824.

CABLE TV Equipment & Accessories Wholesale welcome! 30 day moneyback guarantee! Free catalog! **PROFORMANCE ELECTRONICS INC.**, 1 (800) 815-1512.

CABLE-safe. Guarantee cable privacy. The one-way valve for your cable TV signal. Cable signals come in, but they don't go out! \$29.95 + \$3.00 S&H. **VISA/MC/AMEX. ELECTROMAN**, Box 24474, New Orleans, LA 70184. (504) 482-3017.

CABLE test modules/cubes. Pioneers, S/A, Tocoms, Jerrolds. Latest technology. Quantity discounts. Call **DCR:** Tel: (718) 426-8515/624-8334. Fax: (718) 246-9731. Please no N.Y. calls.

DESCRAMBLE cable with simple circuit added to Radio Shack RF modulator and using VCR as tuner, instructions \$10.00. **TELCOM**, Box 832-E4, Brusly, LA 70719.

MAESTRO latest technology: baseband, audio privacy, video inversion, z-PM, SA8610, all Jerrold, Pioneer & more. Also all models descramblers. Wholesale welcome. (800) 804-6552 (800) 387-0349.

BD ELECTRONICS. Converters/Descramblers - Jerrold DPBB-7, Jerrold DPV-7, Jerrold CFT2014, RFT for Jerrold. SA 8580, SA-8590, SA-8600. Pioneer 5100, Pioneer 6310. Call us for the best prices around. 1 (800) 484-1780 ext. 4705. Call 24 hours a day, 7 days a week.

ZENITH compatible test chips-activates full test mode. All except PZ1. \$24.95 **REALVIEW** (888) 732-5843 **Visa/MC/Cod.**

CABLE Descrambler!! Anyone can build in seven steps with Radio Shack parts. **Plans/Kit from \$5.00 plus Free Bonus!!** 1 (800) 818-9103.

DESCRAMBLE cable using simple circuit. E-Z to follow instructions \$10.00. **Complete kit with free "Bullet Stopper".** \$20.00. 1 (800) 522-8053.

CABLE "Bullet Terminator and I.D. Blocker." Electronically shields yourself and your box. Free Hackers Guide included. **Lifetime guarantee.** Wholesale prices. 1 (800) 820-9024.

BIG sale!! Notch filters \$18.00. External activators \$125.00. Descramblers from \$99.00. Test chips from \$5.00. **Bullet/I.D.** \$10.00. **Name brand cable descramblers from \$135.00.** Let us beat your best price. 1 (800) 449-9189 Anytime.

CABLE TV descramblers. Pioneer 6310's, Scientific Atlanta, Jerrold. Warranty. Lowest prices anywhere. Houston, TX (713) 691-4610.

CABLE TV notch filters. Request our free brochure by calling our voicemail at 1 (800) 433-6319 or write to **STAR CIRCUITS**, PO Box 94917, Las Vegas, NV 89193.


CABLE Descramblers - Why rent! Own your cable TV equipment. Access all premium and basic channels. Please have model number of cable box when calling. **CABLE CONNECTION** at 1-888-83-CABLE.

Robotic Arm Kit \$195.00



Build your own functional Robotic Arm

The kit comes complete with all hardware, base enclosure, structural components, 6 Hitec servos, MiniSSC servo controller kit, Quick Basic software and an illustrated assembly manual. This robotic arm can be controlled from any micro with a serial port! It makes an excellent addition to a small mobile robot base as well as a great foundation for artificial intelligence experiments and teaching motion control. Check out our web site for more information and other robot kits.



• Mobile version \$250.00 • Micromouse kit \$95.00 • Mobile Robots Book \$40.00

Quantity discounts available. S&H charges; \$7.50 for USA and Canada, \$25.00 for International Airmail, call for quantity shipping charges. IL residents add 6.25% sales tax to total.

Send check or money order to
Technical Service & Solutions
104 Partridge Road
Pekin, IL 61554-1403 USA



Tel: 309-382-1816
Fax: 309-382-1254
www.lynxmotion.com
jfrye@lynxmotion.com

HOME AUTOMATION

World's Largest Selection!

Widest Selection of X-10 Devices Available

Hundreds of hard-to-find automation, X-10 and wireless control products. Computer interfaces, software, development tools, lighting control, telephone systems, security systems, surveillance cameras, infra-red audio/video control, HVAC, pet care automation, wiring supplies, books and videos and much more!



Packed with Pictures
& Diagrams

HOME AUTOMATION SYSTEMS, Inc.

Questions: 714-708-0610 Fax: 714-708-0614
e-mail: catalog@smarthome.com
http://www.smarthome.com/smarthome

**Lowest Prices
Guaranteed!**

24 Hours **Call 800-SMART-HOME** 800-762-7846

EXTERNAL test activators for all major brands, living or dead. Also new **Multi-mode** and **dss test cards** for sale. Call (212) 926-5284.

TEST devices, manuals, software, blank ic's. Call **BOB** at (313) 384-3949. No Michigan sales.

WHOLESALE unmodified 5 lot Tocom VIP \$60.00, 5503A \$22.00, Zenith 1000, 1082 \$22.00, 1622 \$60.00, Jerrod DP5 Starcom \$50.00 DR2P 3A 1D IN \$22.00. Oak RTC56 \$30.00. VISA. 1 (800) 500-9825.

DEALERS only, 5 lot Boss 2 piece all \$99.00, Tocom, Zenith, Oak, DR2P, DP5 \$99.00. VISA 1 (800) 219-8618.

"**CABLE** Unscrambled. Everything you want to know about cable, but are afraid to ask. \$10.00. "**Descrambler Schematics Revealed.**" A powerful guide to descrambling schemes. \$10.00. "**Baseband Video Explained.**" Discover what a Baseband Signal is and how it's constructed. \$10.00. Special offer. Get all three for only \$25.00! VISA/MC/AMEX. **ELECTROMAN**, Box 24474, New Orleans, LA 70184. (504) 482-3017.

UNIVERSAL Descrambler. Unscramble signals using your VCR as the tuner. Works with virtually any system, this is the only one you need. Declare cable box independence! Fully assembled. \$129.95 + \$5.00 S&H VISA/MC/AMEX. **ELECTROMAN**, Box 24474, New Orleans, LA 70184. (504) 482-3017.

"**BULLET** Buster". Protect your cable box against the infamous cable "bullet". The "Bullet" Buster acts as an electronic shield. Installs in-line in seconds. Don't wait until it's too late! \$19.95 + \$3.00 S&H. VISA/MC/AMEX. **ELECTROMAN**, Box 24474, New Orleans, LA 70184. (504) 482-3017.

CABLE TV, descramblers, converters. Quantity discounts. 30 day free trial. Competitive prices. Call now! 1 (800) 322-0921 **REGAL SALES, INC.**

25+ **Master test chip files.** Jerrod, Scientific Atlanta, Tocom, Pioneer, Zenith. Software & book. \$79.95. **TELECODE** 1 (520) 726-2833. http://www.hackerscatalog.com

SATELLITE EQUIPMENT

VIDEOCYpher II descrambling manual. Schematics, video and audio. Explains DES, EPROM, CloneMaster, Pay-per-view (HBO, Cinemax, Showtime, Adult, etc.) \$16.95, \$2.00 postage. Schematics for Videocypher II Plus, \$20.00. Schematics for Videocypher II 032, \$15.00. Software to copy and alter EPROM codes, \$25.00. VCII Plus EPROM, binary and source code, \$30.00. **CABLETRONICS**, Box 30502R, Bethesda, MD 20824.

DSS reverse engineering package. Software, schematics, chip programmer plans, reviews & more! \$49.95. VISA/MC. **TELECODE**, 1 (520) 726-2833. http://www.hackerscatalog.com

DSS Hacking: How to construct and program smart cards, w/pic16C84, software. Complete DSS system schematics \$16.95. **CABLETRONICS**, Box 30502R, Bethesda, MD 20824.

OBTAINING sound for your VCII and VCII Plus is easy. No codes needed. Also **DSS Test Card** information. Details 1 (800)-211-5635.

BEST pricing on 18" satellite TV systems for home and RV. DSS, DISH Network programming, multi-room viewing options, accessories. Call **SKYVISION**® (800) 500-9264. www.skyvision.com

FREE Big Dish Catalog - Low prices - Systems, upgrades, parts and "4DTV". Call **SKYVISION**® (800) 334-6455. International (218) 739-5231. www.skyvision.com

SOUND for Videocypher II and Plus without codes. Free details. **SASE. NASSIRIAN**, Box 382-E, Rio Linda, CA 95673.

BUSINESS OPPORTUNITIES

EASY work! Excellent pay! Assemble products at home. Call toll free. 1(800) 467-5566 EXT. 5192.

ELECTRONICS Businesses, Home based. Part/Full time. Comprehensive Guidebook, 250+ pages. \$19.95, 24hr recording/Faxback (800) 326-4560 x139.

HOME-Based travel agency \$495.00. Overview (800) 942-9304 Ext. 21928. **DR. MITTEN** (847) 872-5707.

EDUCATION & INSTRUCTION

LEARN VCR repair. Great profits. Home study. **P.C.D.I.**, Atlanta, Georgia. Free literature. (800) 362-7070 Dept. VRE342.

THE CABLE TV SUPER CUBE

THE Mobilizer!! External "Test Cube" activator. Easy plug-n-play operation. Excellent instructions & illustrations. Supports all DP(V)7..DPBB7..CFT-2000..CFT-2200 series converters. **New enhanced performance features:** Locked box revitalizer! Restore command! Plus much more! **Dealers wanted! Call Now!! MASTER COMPONENTS** 1 (800) 213-0570.

CABLE TV TURN-ON CHIPS

SUPER Cable TV "Test Chips". Provides full service activation. Excellent; instructions & illustrations. **Jerrod Starcom:** DP(V)5..DP(V)7..DPBB7..CFT-2000..CFT-2200 Series. **Pioneer:** BA-5000 thru BA-6700. **Pioneer: Custom Programmer** (Clears E2 & rewrites new I.D. codes). **Scientific Atlanta:** 8500 thru 8600. **Tocom:** 5503-VIP, 5507. **Zenith:** ST-1000 thru ST-5612. **Call Now!! MASTER COMPONENTS**. 1 (800) 213-0570.

SCRAMBLING NEWS

BEST satellite news source includes hacking information. Free catalog. www.scrambling-news.com. Voice/Fax (716) 283-6910.

CABLE TV MULTIMATE 2200

THE ultimate in external test cubes. Features new automatic multimode, Revive-ware, selectable output channel, 3-frequencies, serial# entry, Supports DPV, DPBB, CFT's converters. Dealers welcome, simply the best. **CONCEPT ENGINEERING**, (602) 309-0367.

TEST EQUIPMENT

TEST Equipment pre-owned now at affordable prices. Signal generators from \$50.00, oscilloscopes from \$50.00. Other equipment including manuals available. Send \$2.00 US for catalog. Refunded on first order. **J.B. Electronics**, 3446 Dempster, Skokie, IL 60076. (847) 982-1973.

TEST Equipment for Sale. Quality reconditioned Tektronik, HP, Boonton, Fluke, Wavetek, etc. Contact: **AST GLOBAL MARKETING**, 11365 Airport Rd., Meadville, PA 16335. Ph. (814) 336-2138. Fax (814) 337-7920. E-mail astmrktg@wrench.toolcity.net

WANTED: Used test equipment. **AST GLOBAL MARKETING**. Ph. (814) 336-2138/Fax (814) 337-7920. E-mail astmrktg@wrench.toolcity.net

BATTERY Analyzer with PC Interface. DOS or Windows software \$279.00. **LA MANTIA PRODUCTS**, 1136 Aldersbrook Road, London, ON, N6G 2X8. (519) 472-5566 Fax: (519) 472-1702.

TECHNICIANS: Electronic component analyzer, connects to oscilloscope. \$34.95 plus S&H. Satisfaction guaranteed. Information: **ELECTROHM**, 529 Brentwood, Lawrence, KS 66049. FAX (913) 832-2481.

ADVERTISING INDEX

Electronics Now does not assume any responsibility for errors that may appear in the index below.

Free Information Number	Page	Free Information Number	Page		
—	ABC Electronics.....	110	—	Jameco.....	73
—	Aegis Research, Canada.....	82	—	Learn Inc.....	CV3
—	AES.....	86	—	M2L Electronics.....	111
214	All Electronics.....	93	333	Mark V Electronics.....	107
—	All Phase Video Security.....	79	332	MCM Electronics.....	81
—	Allison Technology.....	76	—	Merrimack Valley Systems.....	86
—	Allstar Electronics.....	102	130	MicroCode Engineering.....	CV2
—	AlphaLab.....	94	128	MicroCode Engineering.....	3
—	Amaze Electronics.....	92	—	Micro Engineering Labs.....	84
—	AMC Sales.....	79	—	Modern Electronics.....	79
323	American Eagle Publications.....	80	—	NRI Schools.....	21, 55
—	American Innovations.....	98	71	NTE Electronics, Inc.....	25
314	Avcom of Virginia.....	96	318	OWI.....	106
324	Basic Electrical Supply.....	90	262	Parts Express Inc.....	97
325	Bel-Merit.....	111	—	Polaris Industries.....	106
—	Bsoft Software, Inc.....	86	328	Prairie Digital.....	90
336	C&S Sales, Inc.....	100	264	Print (Pace).....	78
326	Capital Electronics.....	98	266	Ramsey Electronics.....	103
327	Circuit Specialists.....	88	—	RF Parts.....	76
—	Cleveland Institute of Electronics.....	11	—	Sil Walker.....	106
—	Command Productions.....	82	—	Sirius Micro Systems.....	76
226	Consumertronics.....	87	270	Skyvision Inc.....	91
319	CTG.....	75	—	Square 1 Electronics.....	110
—	Cybermation.....	82	—	Street Smart Security.....	80
—	DC Electronics.....	26	311	Sun Equipment.....	104
133	Digi-Key Corp.....	5	—	Tab Books.....	17, 36
—	EDE - Spy Outlet.....	102	—	TC Instruments.....	79
—	Electronic Goldmine.....	77	—	Technical Serv. & Solutions.....	113
—	Electronics Technology Today.....	108	—	Tektronix, Inc.....	7, 15
320	Electronix Express.....	92	330	Telulux.....	90
—	Emac Inc.....	96	—	Test Equipment Sales.....	112
310	Flex Electronics.....	80	275	Timeline.....	105
331	Foley-Belsaw Co.....	83	—	U.S. Cyberlab.....	84
334	Fotronic.....	92	315	Vision & Motion Surplus.....	110
—	General Device Instruments.....	84	—	Visual Communications.....	29
122	Global Specialties.....	27	98	Wavetek Corp.....	23
—	Grantham Col. of Engineering.....	4	317	Weka Publishing.....	109
—	Home Automation.....	113	321	White Star Electronics.....	96
335	Howard Electronics.....	95	—	World College (Div. of C.I.E.).....	71
—	Information Unlimited.....	99	—	WPT Publications.....	94
126	Interactive Image Technologies.....	CV4	281	Xandi Electronics.....	94
316	IVEX Design International.....	85			

ADVERTISING SALES OFFICES

Gernsback Publications, Inc.
500 Bi-County Blvd.
Farmingdale, NY 11735-3931
1-(516) 293-3000
Fax 1-(516) 293-3115

Larry Steckler
 publisher (ext. 201)
 e-mail advertising@gernsback.com

Christina Estrada
 assistant to the publisher (ext. 209)

Arline Fishman
 advertising director (ext. 206)

Michele Torriolo
 advertising assistant (ext. 211)

Adria Coren
 credit manager (ext. 208)

For Advertising ONLY

EAST/SOUTHEAST

Stanley Levitan
 Eastern Advertising
 1 Overlook Ave.
 Great Neck, NY 11021-3750
 1-516-487-9357
 Fax 1-516-487-8402
slevitan26@aol.com

MIDWEST/Texas/Arkansas/Okla.

Ralph Bergen
 Midwest Advertising
 One Northfield Plaza, Suite 300
 Northfield, IL 60093-1214
 1-847-559-0555
 Fax 1-847-559-0562
bergenrj@aol.com

PACIFIC COAST

Janice Woods
 Pacific Advertising
 Hutch Looney & Associates, Inc.
 6310 San Vicente Blvd.
 Suite 360
 Los Angeles, CA 90048-5426
 1-213-931-3444 (ext. 228)
 Fax 1-213-931-7309

Electronic Shopper

Joe Shere
 National Representative
 P.O. Box 169
 Idyllwild, CA 92549-0169
 1-909-659-9743
 Fax 1-909-659-2469

Megan Mitchell

National Representative
 1201 N. Rainbow Blvd., #50
 Las Vegas, NV 89108-6819
 1-702-259-7043
 Fax 1-702-259-7043
LORRI88@AOL.com

Customer Service

1-800-999-7139
 7:00 AM - 6:00 PM M-F MST

What's better than speed reading? *Speed Learning.*

Speed Learning has replaced speed reading. It's a whole new way to read and learn. It's easy to learn...lasts a lifetime... applies to everything you read. It may be the most productive course you've ever taken.

Do you have too much to read and too little time to read it? Do you mentally pronounce each word as you read? Do you frequently have to go back and reread words, or whole paragraphs, you just finished reading? Do you have trouble concentrating? Do you quickly forget most of what you read?

If you answer "Yes" to any of these questions — then here at last is the practical help you've been waiting for. Whether you read for business or pleasure, school or college, you will build exceptional skills from this major breakthrough in effective reading, created by Dr. Russell Stauffer at the University of Delaware.

Not just "speed reading" — but speed reading — thinking — understanding — remembering — and — learning

The new *Speed Learning Program* shows you, step-by-proven step, how to increase your reading skill and speed, so you understand more, remember more and use more of everything you read. The typical remark from over one million people taking the *Speed Learning program* is, "Why didn't someone teach me this a long time ago." They were no longer held back by their lack of skills and poor reading habits. They could read almost as fast as they could think.

What makes Speed Learning so successful?

The new *Speed Learning Program* does not offer you a rehash of the usual eye-exercises, timing devices, and costly gadgets you've probably heard about in connection with speed reading courses, or even tried and found ineffective.

In just a few spare minutes a day of easy reading and exciting listening, you discover an entirely new way to read and think — a radical departure from anything you have ever seen or heard about. *Speed Learning* is the largest selling self-study reading program in the world. Successful with Fortune 500 corporations, colleges, government agencies and accredited by 18 professional societies. Research shows that reading is 95% *thinking* and only 5% eye movement. Yet most of today's speed reading programs spend their time teaching you rapid eye movement (5% of the problem), and ignore the most important part, (95%) *thinking*. In brief, *Speed Learning gives you what speed reading can't.*

Imagine the new freedom you'll have when you learn how to dash through all types of reading material at least twice as fast as you do now, and with greater comprehension. Think of being able to get on top of the avalanche of newspapers, magazines and correspondence you have to read...finishing a stimulating book and retaining facts and details



FOR FASTER SHIPMENT CALL 1-800-729-7323 OR FAX 1-609-273-7766

more clearly, and with greater accuracy, than ever before.

Listen — and learn — at your own pace

This is a practical, easy-to-learn program that will work for you — no matter how slow a reader you think you are now. The *Speed Learning Program* is scientifically planned to get you started quickly...to help you in spare minutes a day. It brings you a "teacher-on-cassettes" who guides you, instructs, and encourages, explaining material as you read. Interesting items taken from *Time Magazine*, *Business Week*, *Wall Street Journal*, *Money*, *Reader's Digest*, *N.Y. Times* and many others, make the program stimulating, easy and fun...and so much more effective.

Executives, students, professional people, men and women in all walks of life from 15 to 70 have benefitted from this program. *Speed Learning* is a fully accredited course...costing only 1/4 the price of less effective speed reading classroom courses. Now you can examine the same easy, practical and proven methods at home...in your spare time...without risking a penny.

Examine Speed Learning RISK FREE for 15 days

You will be thrilled at how quickly this program will begin to develop new thinking and reading skills. After listening to just one cassette and reading the preface, you will quickly see how you can achieve increases in both the speed at which you read, and in the amount you understand and remember.

You must be delighted with what you see, or you pay nothing. Examine this remark-

able program for 15 days. If, at the end of that time you are not convinced that you would like to master *Speed Learning*, simply return the program for a prompt refund. (See the coupon for low price and convenient credit terms.)

RISK-FREE ORDER FORM

YES! I want to try *Speed Learning* for 15 days without risk. Enclosed is the first of 4 monthly payments of \$32.25*. If I'm not completely satisfied, I may return it for a prompt refund.

SAVE 8.00! I prefer to pay the \$129.00 now, and save the \$8.00 shipping & handling charge. I may still return the program for a full refund.

Method of payment: (Federal Tax Deductible)

Check or money order payable to Learn Incorporated

Charge to: Visa MC Am Ex Discover

Card # _____ Exp. _____

Signature _____

Phone (_____) _____

Name _____

Address _____

City _____ State _____ Zip _____

*Plus \$8.00 shipping and handling. U.S. funds only. For New Jersey residents, sales tax will be added.

learn
INCORPORATED

Dept. LEC-01, 113 Gaither Drive,
Mt. Laurel, NJ 08054-9987

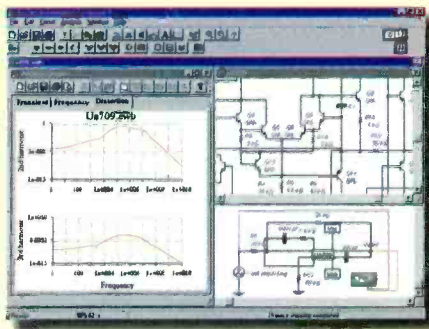
NEW VERSION!

Electronics Workbench Version 5 with analog, digital and mixed A/D SPICE simulation, a full suite of analyses and over 4,000 devices. Still the standard for power and ease of use. Now ten times faster. Still the same low price.

Join over 75,000 customers and find out why more engineers and hobbyists buy Electronics Workbench than any other SPICE simulator. You'll be working productively in 20 minutes, and creating better designs faster. We guarantee it!

\$299

SAME GREAT PRICE!



High-End Features

TRUE MIXED ANALOG/DIGITAL	YES
FULLY INTERACTIVE SIMULATION	YES
ANALOG ENGINE	SPICE 3F5, 32-BIT
DIGITAL ENGINE	NATIVE, 32-BIT
TEMPERATURE CONTROL	EACH DEVICE
PRO SCHEMATIC EDITOR	YES
HIERARCHICAL CIRCUITS	YES
VIRTUAL INSTRUMENTS	YES
ON-SCREEN GRAPHS	YES
ANALOG COMPONENTS	OVER 100
DIGITAL COMPONENTS	OVER 200
DEVICE MODELS	OVER 4,000
MONEY-BACK GUARANTEE	30-DAY
TECHNICAL SUPPORT	FREE

Powerful Analyses

DC OPERATING POINT	YES
AC FREQUENCY	YES
TRANSIENT	YES
FOURIER	YES
NOISE	YES
DISTORTION	YES

30-DAY MONEY-BACK GUARANTEE

VERSION 5.0 FOR WINDOWS 95/NT/3.1.
Upgrades from previous versions \$79.

FEATURES OF ELECTRONICS WORKBENCH VERSION 5

WHAT'S NEW

Faster (10 times faster). Handles 3 times larger circuits. More and better device models. New thermal modeling. New transient capture. New analyses (Fourier, Noise and Distortion). 25 new components including vacuum tubes, arbitrary sources, 50 new ICs. Improved accuracy. Improved schematic editor, with zoom and growing pages. Improved printing. Improved fonts. Improved interface. Redefined wave generator and logic analyzer.

GENERAL

Integrated Tool: Fully integrated schematic editing, SPICE simulation and waveform generation and analysis. Supports modifications to the circuit during simulation. Circuit analysis through virtual test instruments, or via analyses listed below.

Simulation Engine: Interactive 32-bit SPICE 3F5 enhanced with native-mode digital and mixed analog/digital support. Automatic insertion of signal transition interface. Supports multiple reuse of hierarchical blocks. GMIN stepping for better convergence. No preset limits on circuit size or complexity.

Schematic Capture: Click-and-drag interface. Keyboard shortcuts, automatic wire routing with intelligent snapping, automatic reference designation and automatic component size.

Component Placement: Quick and simple placement of components for ancient graphs and more readable circuit diagrams (see below).

Design Information: Including design information, including SPICE parameters, setup and simulation results, ready to design file to be used in other simulators or to be printed.

Component Libraries: Import manufacturers' models and convert them into reusable Electronics Workbench components. Exports to standard PCB layout packages such as OrcAD, Protel and TANGO.

ANALYSES

DC Operating Point: Calculates DC operating point and reports voltage at each node.

Transient: Capture voltage and current over time at any number of nodes. Specify start and stop times.

AC Frequency Sweep: Small-signal gain and phase over range of AC frequencies at any number of nodes. Specify range type (decade, octave or linear) and resolution number of steps of frequency sweep.

Fourier: Magnitude and phase of DC and Fourier spectral components of transient response. Specify fundamental frequency and an unlimited number of harmonics.

Noise: Thermal and semiconductor noise contribution reported as RMS sum. Specify device of interest, output and reference nodes, and range, type and resolution of frequency sweep.

Distortion: Small-signal steady-state harmonic and intermodulation products over a range of frequencies. Specify any number of nodes and sweep range, type and resolution. Optionally exclude devices on an individual basis.

VIRTUAL TEST INSTRUMENTS

Logic Analyzer: Capture logic signals AC or DC. Supports up to 16 channels. Supports AC and DC offset. Supports logic inversion and DC offset. Supports capture of multiple signals. Supports capture of multiple signals. Supports capture of multiple signals. Supports capture of multiple signals.

Waveform Generator: Generate waveforms AC or DC. Supports up to 16 channels. Supports AC and DC offset. Supports logic inversion and DC offset. Supports capture of multiple signals. Supports capture of multiple signals.

MODELS

Diodes: Models for ICs, Gates and Flip-Flops in HC, LS, CMOS, BiCMOS, TTL, and other families. Includes Schottky, LED, Shockley Diodes, and Diacs from Motorola, General Instruments, International Rectifier, Zener and Philips.

Transistors: Over 1,400 models for NPN and PNP BJT, JFET, MOSFETs, SCRs, Triacs and IGBTs from Motorola, National Semiconductor, International Rectifier, Toshiba, Harris and Philips.

Analog ICs: Over 1,200 models for Opamps, Comparators and Voltage Regulators from Motorola, Texas Instruments, Maxim, Elcom, Analog Devices, Zener, Burr-Brown and Linear Technology.

Other Models: A variety of Relays, Transformers, Vacuum Tubes, Transmission Lines and Crystals.

POWERFUL NEW VERSION!

Electronics Workbench

VERSION 5

INTERACTIVE IMAGE TECHNOLOGIES LTD., 908 Niagara Falls Boulevard, #068, North Tonawanda, New York 14120-2060/Telephone 416-977-5550

TRADEMARKS ARE PROPERTY OF THEIR RESPECTIVE HOLDERS. OFFER IS IN U.S. DOLLARS AND VALID ONLY IN THE UNITED STATES AND CANADA. ALL ORDERS SUBJECT TO \$15 SHIPPING AND HANDLING CHARGE

CALL 800-263-5552



Fax: 416-977-1818 Internet: <http://www.interactiv.com> CompuServe: 71333,3435/BBS: 416-977-3540/E-mail: ewb@interactiv.com

CIRCLE 126 ON FREE INFORMATION CARD