

AUGUST 1996

Electronics NOW

TV Audio Blasting Gets You Down!

Stereo Compressor

Ends it, and doubles as a studio sound manipulator

Two More To Build

- Use this VHF-UHF DISCONE Great Scanner Antenna
- Ornamental Electronic Fun ELECTRONIC LIGHTHOUSE Discover How it Works



 A GERNSBACK PUBLICATION

What are those extra keys on
New Keyboards for Windows 95

Find out here

Logic-Circuit Simulator's

Software that builds and tests working circuits in your computer

\$3.50 U.S.
\$3.95 CAN.

GK


#BXHBQWF***** 3-DIGIT 871
#BRKB4717C96 6#570236 OAP24

|||||

JUN 97
08EN

CHRIS BARKER

Before you get turned on
by the front of a meter, make sure there's
something behind it.



Fluke meters are designed for professionals who value function over frills.

There's nothing superficial about the Fluke family of versatile digital multimeters. Pick one up and you feel that it's a substantial tool. Designed to fit the application and the way you work. With features like our patented Touch Hold® function that freezes a reading on the display, and intelligently updates with each new reading. Automatically. Without requiring a third hand to push a button. Fluke meters attain stable, accurate readings in half the time of most imitations, making you more productive on the job.



Other meters are merely "designed to meet" certain guidelines; Fluke designs and builds a full line of meters that actually achieve UL, VDE and TÜV safety certification. Fluke's guarantee goes beyond manufacturing defects to include meter specifications for an entire year, so you can trust the readings. And Fluke backs you with toll-free customer assistance numbers, and a world-wide service organization. Discover why more professionals around the world say, "Hand me the Fluke." See your local distributor, or call **1-800-87-FLUKE** for a catalog and the name of the distributor nearest you.

Serious Tools for Serious Work

FLUKE®

© 1994 Fluke Corporation. P.O. Box 9090, M/S 250E, Everett, WA,
USA 98206-9090. U.S. (206) 356-5400. Canada (905) 890-7600.
Europe (31 40) 644200. Other Countries (206) 356-5500.
All rights reserved. Ad No. 02567


CIRCLE 121 ON FREE INFORMATION CARD
www.americanradiohistory.com

Your biggest source for Semiconductors just got bigger...and better!

SEMI CONDUCTORS

7TH EDITION

Over 3,800 NTE Semiconductors Cross-Referenced to approximately 252,000 U.S., Asian and European Part Numbers. Includes Technical Information!



Semiconductors For:

- Industrial
- Consumer
- Commercial
- And MRO Applications



The only place to look for more than 252,000 US, European, and Asian devices.

From bridge rectifiers to MOSFETS, opto couplers to zener diodes, NTE's semiconductor catalog has always been the best place to find even the most obscure devices. And our brand new 7th Edition will prove to be your best reference tool...ever!

We've Got Them All

NTE semiconductors are direct replacements for more than 252,000 industry part numbers, so you're sure to find the device you need. NTE even has hard-to-find and obsolete types that you just might not find anywhere else.

Spec-for-spec compatibility and better performance, too.

NTE semiconductors are designed to be comparable in every way to the devices they replace. In fact, their performance and reliability are often even better. Each device is carefully manufactured to be spec-for-spec compatible with the original, and they come with all necessary mounting hardware, too.

We don't talk about quick response...we make it happen.

When you need a critical part, you can count on an NTE distributor to come through for you, first time, every time. And if, by chance, he doesn't have it in stock, we'll drop ship it to your door the next day! So whether you're replacing an OEM part or working on a fresh design, NTE is the only semiconductor source you need. Call us today at 1-800-683-6837 and ask for NTE's Semiconductors Catalog.



NTE ELECTRONICS, INC.
ACTION, NOT EMPTY PROMISES

Get your new
NTE 7th Edition Semiconductors Catalog.
Call 1-800-683-6837.

CIRCLE 71 ON FREE INFORMATION CARD

CONTENTS

AUGUST 1996

ON THE COVER

37 BUILD A STEREO COMPRESSOR

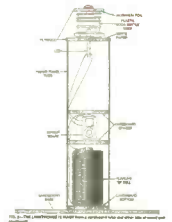
Designed to lower the audio blasting that goes with TV commercials, the unit can also serve as a studio sound manipulator. Also use it to compress audio to reduce tape-recorder hiss; increase the apparent sustain of an instrument, or even to completely squash the level of a signal.
— Jules Ryckebush



BUILD THIS

45 ELECTRONIC LIGHTHOUSE

It's a one-evening project that runs for over a year on a single battery. Practical, yet fun. — Dean F. Poeth, II K8TM



47 VHF-UHF DISCONE ANTENNA



This popular wide-band communications antenna design might be small, but it sure is very effective. — William Sheets, K2MQJ and Rudolf F. Graf, KA2CWL

51 MINI HIGH-VOLTAGE PROBE

Increase your voltmeter input impedance and measure up to 7500 volts.
— Skip Campisi



As a service to readers, ELECTRONICS NOW publishes available plans or information relating to newsworthy products, techniques and scientific and technological developments. Because of possible variances in the quality and condition of materials and workmanship used by readers, ELECTRONICS NOW disclaims any responsibility for the safe and proper functioning of reader-built projects based upon or from plans or information published in this magazine.

Since some of the equipment and circuitry in ELECTRONICS NOW may relate to or be covered by U.S. patents, ELECTRONICS NOW disclaims any liability for the infringement of such patents by the making, using, or selling of any such equipment or circuitry, and suggests that anyone interested in such projects consult a patent attorney.

ELECTRONICS NOW, (ISSN 1067-9294) August 1996. Published monthly by Gernsback Publications, Inc., 500 Bi-County Boulevard, Farmingdale, NY 11735-3931. Second-Class Postage paid at Farmingdale, NY and additional mailing offices. Canada Post IPM Agreement No. 334103, authorized at Mississauga, Canada. One-year subscription rate U.S.A. and possessions \$19.97, Canada \$27.79 (includes G.S.T. Canadian Goods and Services Tax, Registration No. R125166280), all other countries \$28.97. All subscription orders payable in U.S.A. funds only, via international postal money order or check drawn on a U.S.A. bank. Single copies \$3.50. © 1996 by Gernsback Publications, Inc. All rights reserved. Printed in U.S.A.

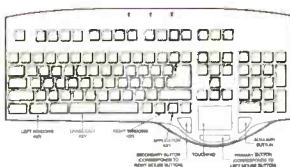
POSTMASTER: Please send address changes to ELECTRONICS NOW, Subscription Dept., Box 55115, Boulder, CO 80321-5115.

A stamped self-address envelope must accompany all submitted manuscripts and/or artwork or photographs if their return is desired should they be rejected. We disclaim any responsibility for the loss or damage of manuscripts and/or artwork or photographs while in our possession or otherwise.

TECHNOLOGY

41 NEW WINDOWS 95 KEYBOARDS

So your new keyboard has three keys too many! Find out why they are there. — *TJ Byers*



59 LOGIC SIMULATORS TEST TTL DESIGNS

Software that let's you create, operate, and troubleshoot a circuit in your computer. — *TJ Byers*



DEPARTMENTS

8 VIDEO NEWS

What's new in this fast-changing industry. — *Dave Lachenbruch*

12 EQUIPMENT REPORTS

Telux Model SG-100 Signal Generation and Processing Engine.



24 COMPUTER CONNECTIONS

Internet resources for the computer hobbyist/professional. — *Jeff Holtzman*

27 AUDIO UPDATE

Audio system integration. Impedance matching and understanding component spec sheets. — *Franklin J. Miller*

31 LASER EXPERIMENTS

Optics and optical experiments. — *Carl J. Bergquist*

63 TECH MUSINGS

"Colorizer" for PostScript, using binomial coefficients, laser printer repairs, and more. — *Don Lancaster*

69 SERVICING

Four essential test instruments. Their applications and features. — *K.L. Young*

AND MORE

4 WHAT'S NEWS

8 Q&A

10 LETTERS

14 NEW PRODUCTS

18 NEW LITERATURE

83 ELECTRONIC SHOPPER

118 ADVERTISING SALES OFFICES

118 ADVERTISING INDEX

Electronics NOW

Hugo Gernsback (1884-1967) founder

LARRY STECKLER, EHF, CET,
Editor-in-chief and publisher

EDITORIAL DEPARTMENT

BRIAN C. FENTON, editor
JULIAN S. MARTIN, associate editor
TERI SCADUTO, assistant editor
JEFFREY K. HOLTZMAN
computer editor
LARRY KLEIN, audio editor
DAVID LACHENBRUCH
contributing editor
DON LANCASTER
contributing editor
MICHAEL A. COVINGTON, N4TMI
contributing editor
EVELYN ROSE, editorial assistant

ART DEPARTMENT

ANDRE DUZANT, art director
RUSSELL C. TRUELSON, illustrator

PRODUCTION DEPARTMENT

RUBY M. YEE, production director
KATHRYN R. CAMPBELL
production assistant
KEN COREN
desktop production

CIRCULATION DEPARTMENT

JACQUELINE P. CHEESEBORO
circulation director
THERESA LOMBARDO
circulation assistant

REPRINT DEPARTMENT

MICHELE TORRILLO
reprint bookstore

Typography by Mates Graphics
Cover design by David Loewy

Electronics Now is indexed in *Applied Science & Technology Index*, and *Readers Guide to Periodical Literature*, *Academic Abstracts*, and *Magazine Article Summaries*.

Microfilm & microfiche editions are available. Contact reprint bookstore for details.

Advertising Sales Offices listed on page 118.

Electronics Now Executive and Administrative Offices
1-516-293-3000.

Customer Service:
1-800-999-7139.
7:00 AM - 6:00 PM M-F MST



Audit Bureau
of Circulations
Member



WHAT'S NEWS

A REVIEW OF THE LATEST HAPPENINGS IN ELECTRONICS

Smart radar detectors

Approximately 20 million drivers rely on radar detectors to warn them of speed traps. A new generation of radar detectors will also alert them to emergency vehicles, accidents, and road construction on the road ahead.

Researchers at the Georgia Tech Research Institute (GTRI), with support from a consortium of consumer-electronics companies, have developed a safety system that uses advanced radar detectors to warn drivers of highway hazards. The Safety Warning System™ will transmit detailed text messages to owners of specially equipped radar detectors, and will also provide a general warning to drivers using older radar detectors that are not capable of displaying text.

"Intelligent transportation systems planned for the future will improve highway safety by providing drivers with information about the hazards ahead of them, but it's going to be years before such systems are implemented," said Gene Greneker, a principal research associate at GTRI. "The Safety Warning System will provide a sophisticated warning system today and serve as a stepping-stone to the future."

To get the new technology on the road, four leading radar-detector manufacturers agreed to use a common technique for sending emergency information and a standard set of warning messages compatible with National Highway Traffic Safety Administration guidelines. The consortium, known as RADAR, includes B.E.L.-Tronics, Ltd., Sanyo Technica USA, Inc., Uniden America Corporation, and

Whistler Corporation. RADAR has filed a patent application to protect the technology and is pursuing efforts to commercialize the transmitter system.


The "smart" radar detector features a built-in LCD readout that can display up to 64 characters. When it receives a safety message, it firsts sounds a tone, and then displays the message. A second message can be sent at the same time. For instance, a driver could be warned of a hazard and then advised that the speed limit had been reduced.

To warn users of older radar detectors, the transmitter also sends out microwave signals on the K band. Those drivers would be aware that they were approaching a hazard, but would not know its exact nature.

Transmitters will be located on police and other emergency vehicles, as well as on construction equipment, bridges, existing overhead sign warning systems, and other fixed sites. Portable transmitters could be moved to cover other locations whenever they are needed.

GTRI, which has built and tested one transmitter system and will be building others as part of larger-scale testing, predicts that one day the transmitters will be standard equipment on police cars. "When the police officer turns on the blue lights or siren to begin a pursuit or respond to an emergency, the transmitter would send out a message alerting motorists," said Greneker. "At an accident site, the

continued on page 13



EQUIPPED WITH THE SAFETY WARNING SYSTEM, the advanced radar detector on the car's dashboard receives traffic safety information broadcast by the transmitter on the side of the road. A warning notification tone is sounded, and then a text message appears on the detector's LCD.

Overpowered.

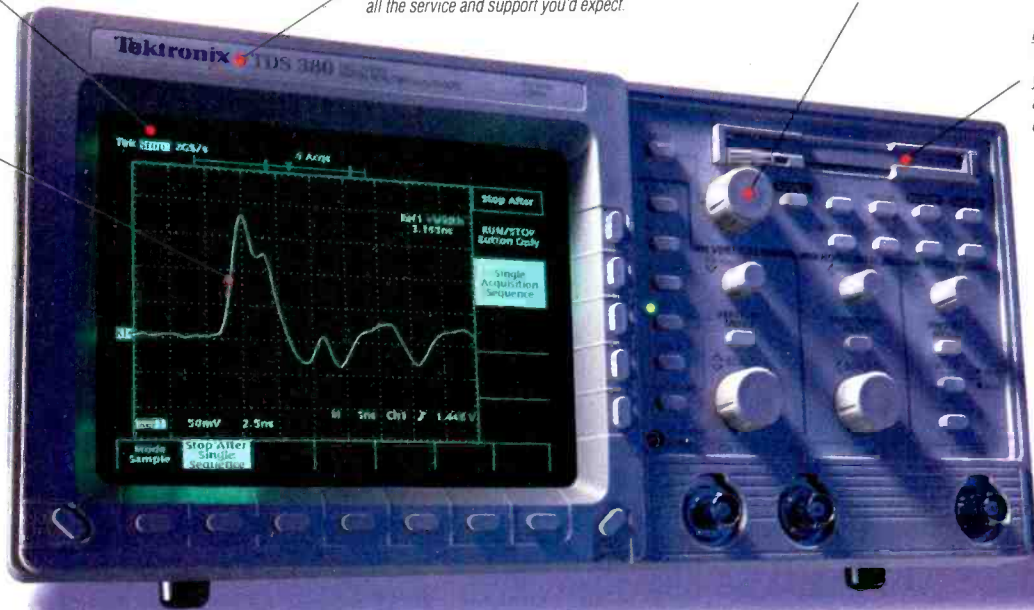
UP TO 2 GS/s SAMPLE RATE
The highest sample rates you can find in this class.

DIGITAL REAL TIME
Single-shot capture up to 400 MHz on each channel. The power to see reality, not some approximation of it.

THE TEKTRONIX NAMEPLATE
From the world leader in oscilloscope technology, all the service and support you'd expect.

FAST FOURIER TRANSFORM (FFT)
Analyze waveforms faster. What others charge \$500 or more for is built right in.

FLOPPY DISK DRIVE
Transfer data directly to your PC for documentation and analysis. A Tektronix exclusive at this price.



Underpriced.

With the breakthrough new TDS 300 Series, Tektronix redefines the price-performance benchmark in oscilloscopes. Numbers tell the story: A sample rate of up to 2 GS/s and a bandwidth of up to 400 MHz take you to the highest level of performance, Digital Real Time (DRT).

DRT is an exclusive oversampling technology that lets these scopes beat the real-world challenge of displaying infrequent, single-shot events.

You'll see things the other scopes can't even capture. The new TDS 300 Series also offers

Starting at \$2,495



TDS 340, \$2,495
100 MHz, 500 MS/s, DRT, FFT



TDS 360, \$3,495
200 MHz, 1 GS/s, DRT, FFT, Disk Drive



TDS 380, \$4,595
400 MHz, 2 GS/s, DRT, FFT, Disk Drive

FFT and Disk Drives – features others charge hundreds of dollars more for, or don't even have. The biggest breakthrough, though, is in the number on the price tag. The TDS 300 Series starts at \$2,495. For this price, you get a level of performance you'd expect only in scopes twice as expensive. Contact your Tektronix Authorized Distributor for details, or call 1-800-479-4490, Action Code 311. And prepare to be overwhelmed.

Tektronix

August 1996, Electronics Now



*Manufacturer's suggested retail prices shown. ©1995 Tektronix, Inc. All rights reserved. Tektronix is a registered trademark of Tektronix, Inc. <http://www.tek.com> 40A-MU6220

CIRCLE 92 ON FREE INFORMATION CARD

www.americanradiohistory.com



VIDEO NEWS

WHAT'S NEW IN THE FAST-CHANGING VIDEO INDUSTRY

BY DAVID LACHENBRUCH

TVs and PCs

Although television sets and personal computers continue to sell at near-record or record rates, their manufacturers and dealers are dissatisfied with the profits and nervous about the future. As a result, manufacturers of both products are jealously eyeing each other's turf. PC manufacturers are adding TV cards, and TV makers are introducing models with computer features. We've detailed some of these developments previously in this column, but the TV/PC—or PC/TV merger has now reached feverish heights, long before anyone really knows whether the two products belong in one cabinet.

At one time, PC and accessory manufacturers offered TV cards so that computer enthusiasts could watch CNN while creating spreadsheets with Lotus 1-2-3, or doing computerized banking. That might have been a great idea, but it never reached landslide proportions, perhaps because very few people wanted to mind-process the news or a sitcom while processing words or figures. After all, a computer is a computer, and a TV set is a TV set.

Whether the twain shall meet is still a moot question. At a time when both the PC and TV industries were suffering from sagging profits, each decided to invade the other's turf. After all, both used cathode-ray tubes for a display. Why not a big-screen product that will both deliver TV pictures and display computer data, and do whatever computers do?

On the computer side, Gateway 2000 introduced its Destination series, based on the principle that computing was now a family enter-

prise and couldn't really be enjoyed with the family scrunched around a 14-inch display. So let's bring the computer into the living room.

Because the TV set was already king of the living room, Gateway equipped its PC with a 31-inch screen, a TV tuner, closed captioning, and an on-screen program guide. That's in addition to the now-standard CD-ROM, modem, and bundled software. So when the family's not sitting around watching E.R., it can enjoy a pleasant evening of netsurfing or CD-ROM game-playing. The Destination line is priced at around \$4000 and under, depending on the computer configuration and home-theater features desired (*Electronics Now*, June 1996).


Of course, it wasn't long before competitors came along. A Silicon Valley company, NetTV, announced a 27-inch "World Home

Theater Computer," priced at \$2995 with a quad-speed CD-ROM drive, a 1-gigabyte hard drive, a fax/modem, a wireless keyboard, a 125-channel TV tuner—the works. NetTV almost copied Gateway's pitch when it said "we tried to make a PC that would take the home computer out of the spare bedroom or home office and put it in the living room."

TV strikes back

The TV people, already suffering a mini-recession because people were spending disposable income on computers instead of big-screen TVs, got approximately the same idea. Keep the computer in the den, they said, and keep the TV in the living room, but add some of the

continued on page 26



BOTH TELEVISION AND COMPUTER MONITOR, THE TOSHIBA INTEGRATED MULTIMEDIA MONITOR, OR TIMM, is a forerunner of the rapidly expanding TV/PC-combo product category.

The Four-Year Electronics Degree Program That Really Hits Home!

Bring The Technology Home With A Bachelor Of Electronics Engineering Degree. No Hassles. No High Cost!



Now's the time to prepare for a profitable career.

We've lowered the cost of higher education.

It's true! You can earn a four-year Bachelor of Electronics Engineering Technology degree today ... and prepare yourself for a high-paying electronics career ... without quitting your job or ever leaving your home. Because World College, an affiliate of the Cleveland Institute of Electronics, offers you the total flexibility of independent study programs proven effective for people like you who truly want to succeed! World College independent study lessons help you build valuable skills

**Mail/Fax Today
or Call
1-800-696-7532**

step-by-step, and expert instructors are personally available to you with a toll-free call. What a way to earn an education!

A world of opportunity.

Where is your career headed? With a four-year bachelor's degree from World College, you call the shots, choosing from incredible, high-paying opportunities in electronics, telecommunications, computer, electrical power, and many other growing fields.

World College gives you the skills, the knowledge, the power to take advantage of your best opportunity in electronics. And you can do it all at your own pace!

Without leaving home.

World College continually works to provide its students with the most advanced education tools. From the latest equipment and reference books to breakthrough computer-simulated experiments, students are exposed to the latest technological advancements.

All the equipment, parts, and software you need are included in your affordable tuition, including more than 300 hands-on lab experiments you can complete in your home.

Choose your own pace.

Earn your bachelor's degree on your time — and at your pace — because you pay tuition to World College only as you complete the upper-level semesters close to graduation. The faster you make it through, the less you pay. So you have an incentive to make your future happen quickly — yet the freedom to choose your own pace!

Send today for your FREE course catalog — and give yourself that future you've always wanted — with an electronics degree education from World College.



Take charge of your future in electronics.

Four Powerful Reasons To Connect With World College Today:

1. Earn your four-year degree!
2. Self-paced training!
3. Independent study in your home!
4. Expert instruction!

Give Me The Power!

Send me a FREE World College course catalog today!



(Please Print Neatly)

Name _____

Address _____

City _____

State, Zip _____

Phone () _____

Age _____

**For faster service, call
1-800-696-7532,
or call
1-804-464-4600.**

**Or fax this coupon to
1-804-464-3687.**



Lake Shores Plaza
5193 Drive, Suite 113
Virginia Beach, VA 23455-2500



Affiliated with
Cleveland Institute of Electronics

WAE35



Q & A

READERS QUESTIONS, EDITORS ANSWERS

Controlling stepper motors

Q I have an STK6982 (ECG1736) stepping motor driver chip and a floppy drive stepping motor with five wires, black, red, white, brown, and green. Can you help me with the circuit? Thanks. — R. K.

A Discarded floppy disk drives are a great place to get stepping motors (stepper motors); the motor you describe is a very common and useful one. It runs on 12 volts at 400 mA and provides generous torque. Unfortunately, the STK6982 (ECG1736) isn't a very good chip with which to drive this motor, for reasons we'll get to in a moment.

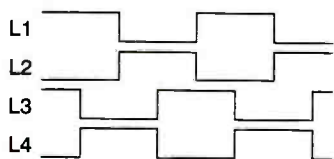


Fig. 1

To make a stepping motor rotate, you have to energize its four windings in the right sequence, as shown by the waveforms in Fig. 1. (Some other combinations will also work. A little trial-and-error is needed here.) The controller is usually used as the switch that applies voltage to the windings; on and off in this sequence.

Figure 2 shows a stepping motor controller built with ordinary, easy-to-find components. It accepts a square wave and advances the motor one step on each cycle. The square wave can come from either an external source or from an oscillator circuit, such as the one in Fig. 3.

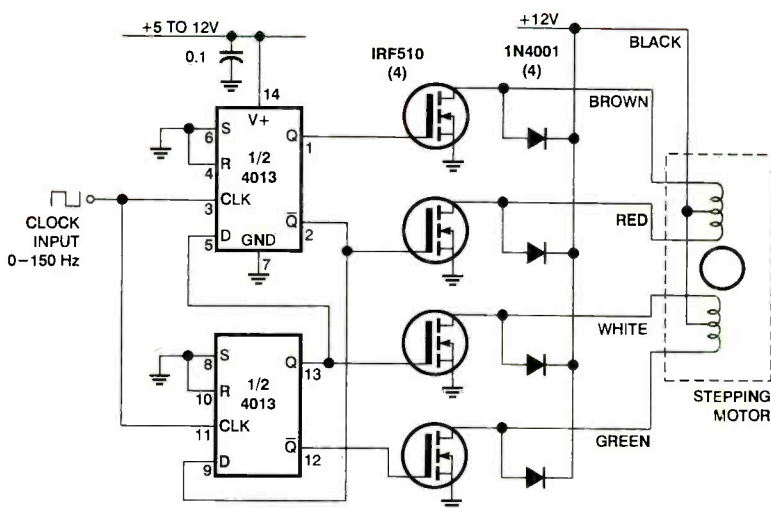


Fig. 2

Several popular ICs put this whole circuit, or something equivalent, on a single chip. Two chips of this type are the Allegro (formerly Sprague) UCN580+B and the Motorola SAA1042A.

The SAA1042A is especially versatile because it can drive both bipolar (4-wire) and unipolar (5- and 6-wire) stepper motors. Figure 4 shows how to hook it up; your motor is the one in the middle. Other motors may use different color codes. The connections are easy to figure out with an ohmmeter plus some trial and error.

Pin 10 of the SAA1042A controls which way the motor turns; connect it either to ground or to V_{CC} . Similarly, pin 8 controls whether the motor moves in full or half steps. For logic-level compatibility, use a 5-volt supply for V_{CC} while supplying the motor with a higher voltage (V_M). At higher voltages and currents the SAA1042A is likely to need a heat

sink; with your 12-volt motor, it probably won't. Make sure the square-wave input doesn't swing below ground; if it does, the SAA1042A will skip steps and otherwise act erratic.

Now back to your STK6982 (ECG1736). That chip does the work of the power transistors in Fig. 2 but not the flip-flops that generate the waveform, so you'll have to generate the switching sequence externally. But a more serious problem is that the STK6982 contains a current limiter designed for 6-wire unipolar stepper motors — that is,

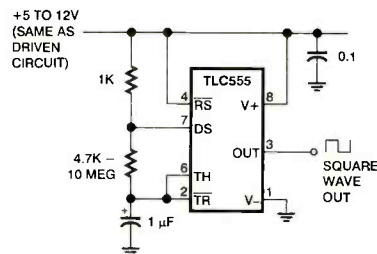


Fig. 3

HOW TO GET INFORMATION ABOUT ELECTRONICS

Books: Several good introductory electronics books, including *Building Power Supplies*, are available at Radio Shack.

Our favorite general electronics textbook is *The Art of Electronics*, by Paul Horowitz and Winfield Hill, available from the publisher (Cambridge University Press, 1-800-872-7423) or on special order through any bookstore. Its 1125 pages are full of information on how to build working circuits, with a minimum of mathematics.

Also indispensable is *The ARRL Handbook for Radio Amateurs*, comprising 1000 pages of theory, radio circuits, and ready-to-build projects, available from the American Radio Relay League, Newington, CT 06111, and from ham radio equipment dealers.

Copies of past articles in *Electronics Now*, *Radio-Electronics*, *Popular Electronics*, and *Hands-On Electronics* are available from our Reprint Bookstore, 500-B Bi-County Road, Farmingdale, NY 11735 (1-516-293-3000).

Electronics Now and many other magazines are indexed in the *Reader's Guide to Periodical Literature*, available at your public library. Copies of articles in other magazines can be obtained through your public library's interlibrary loan service; expect to pay about 30 cents a page.

Service manuals for radios, TVs, VCRs, audio equipment, and some computers are available from Howard W. Sams & Co., Indianapolis, IN 46214 (1-800-428-7267). The free Sams catalog also lists addresses of manufacturers and parts dealers. Even if an item isn't listed in the catalog, it pays to call Sams; they may have a schematic on

motors in which the taps of the two windings are not connected together, as they are in yours. To use it, you'd have to open up the motor and separate the two connections that presently go to the black wire.

The SAA1042A costs about \$17 from Motorola distributors. Data

file which they can copy for you.

Manuals for older test equipment and ham radio gear are available from Hi Manuals, PO Box 802, Council Bluffs, IA 51502, and Manuals Plus, Box 637, Spanaway, WA 98387.

Replacement transistors, ICs, and other semiconductors, marketed by Philips ECG, NTE, and Thomson (SK), are available through most parts dealers (including Radio Shack on special order). The ECG, NTE, and SK lines contain just a few hundred parts which substitute for many thousands of others; a directory (supplied as a large book and on diskette) tells you which one to use. NTE numbers usually match ECG; SK numbers are different.

Remember that the "2S" in a Japanese type number is usually omitted; a transistor marked D945 is actually a 2SD945.


Hamfests (swap meets) and local organizations can be located by writing to the American Radio Relay League (Newington, CT 06111). A hamfest is an excellent place to pick up used test equipment, older parts, and other items at bargain prices, as well as to meet your fellow electronics enthusiasts both amateur and professional.

Writing to Q&A: We welcome your questions. The most interesting ones are answered in print, usually within 9 months. Please be sure to include plenty of background information (we'll shorten your letter for publication). *If you are asking about a circuit, please include a complete diagram.* We regret that we cannot give personal replies.

sheets are available from Motorola, P.O. Box 20912, Phoenix, AZ 85036. If you decide to stick with the STK6982 (ECG1736), you can get an ECG1736 data sheet from Philips ECG, P.O. Box 967, Greeneville, TN 37744.

Some useful World Wide Web *continued on page 80*

EARN YOUR B.S. DEGREE IN COMPUTERS OR ELECTRONICS



By Studying at Home

Grantham College of Engineering, now in our 46th year, is highly experienced in "distance education"—teaching by correspondence—through printed materials, computer materials, fax, modem, and phone.

No commuting to class. Study at your own pace, while continuing on your present job. Learn from easy-to-understand but complete and thorough lesson materials, with additional help from our instructors.

Grantham offers three separate distance-education programs, leading to the following accredited degrees;

- (1) The B.S.E.T. with Major Emphasis in Electronics.
- (2) The B.S.E.T. with Major Emphasis in Computers.
- (3) The B.S.C.S. — the Bachelor of Science in Computer Science.

An important part of being prepared to *move up* is holding the right college degree, and the absolutely necessary part is knowing your field. Grantham can help you both ways—to learn more and to earn your degree in the process.

Write or phone for our free catalog. Toll free, 1-800-955-2527, or see mailing address below.

Accredited by
the Accrediting Commission of the
Distance Education and
Training Council

GRANTHAM
College of Engineering
Grantham College Road
Slidell, LA 70460



LETTERS

SEND YOUR COMMENTS TO THE EDITORS OF ELECTRONICS NOW MAGAZINE

Bench power supply correction

A couple of errors appeared in the schematic of the main power supply in my "Versatile Bench Power Supply" article (*Electronics Now*, December 1995). In Fig. 1 of the original article, the voltage divider was omitted. The problem can be corrected by adding resistors R17 and R18 used as a voltage-divider, as illustrated in Fig. 1.

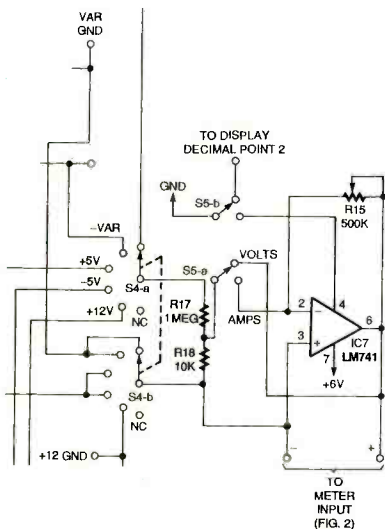


FIG. 1—Corrections to the schematic for the "Versatile Bench Power Supply."

Resistor R17 is rated at 1 megohm, while R18 is 10,000 ohms. That change allows the voltmeter to read the outputs of the power supply.

A second correction, also shown in Fig. 1, ties the "pole" of switch S5-b to ground, instead of +5V, and reverses the power connections of IC7. Now, the S5-b "throw" line goes to IC7 pin 4, and the bottom line, pin 7, goes to +5V. —Carl J. Berquist

Using the LM386

I just read Carl J. Berquist's article "Experiments with Laser Light"

in the June 1996 issue of *Electronics Now*. I have not done much with lasers, but I was interested in Fig. 3, the "Simple IC Amplifier" using the LM386. I recently built three different circuits using the LM386, and while doing so I gained some information about using that IC. A number of circuits that use it have been published. Most of my information came from the LM386 data sheet in *RadioShack's Semiconductor Reference Guide*, and from the "Headphone Amplifier" circuit in *Electronic Projects for the Guitar*, by R. A. Penfold (PC publishing, distributed in the U.S. by *Electronic Technology Today Inc.*).

If *Electronics Now* readers build the circuit as shown in the article's Fig. 3, they might have some problems with instability, depending on the layout of the circuit and the differences between various LM386 ICs. When C1 is used between pins 1 and 8, the voltage gain of the LM386 is about 200, and a 100-uF bypass capacitor (C4) should be connected from pin 7 to the negative supply line (see revised schematic shown in Fig. 2). If C1 is omitted, the voltage gain is about 20, and C4 is not needed. Intermediate gains can be obtained by connecting a resistor in series with C1. About 1200 ohms gives a gain of about 50.

Write To:
Letters,
Electronics Now Magazine,
500 Bi-County Blvd.,
Farmingdale, NY 11735

Due to the volume of mail we receive, not all letters can be answered personally. All letters are subject to editing for clarity and length.

A series RC network (R2 and C5) should be connected across the output. According to Mr. Penfold, this is sometimes called a "Zobel Network." If there is still instability at certain output levels or certain settings of the volume control, R2 can be reduced. I have used values as low as 3.9 ohms. Mr. Penfold uses 1 ohm.

However, in the unit with which I had the most problems with instability, adding a 0.1-uF bypass (C3)

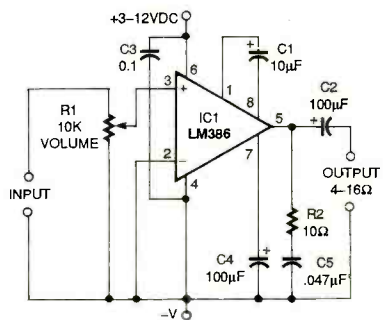


Fig. 2—R2, C3, C4, and C5 have been added to the Simple IC Amplifier circuit for improved stability.

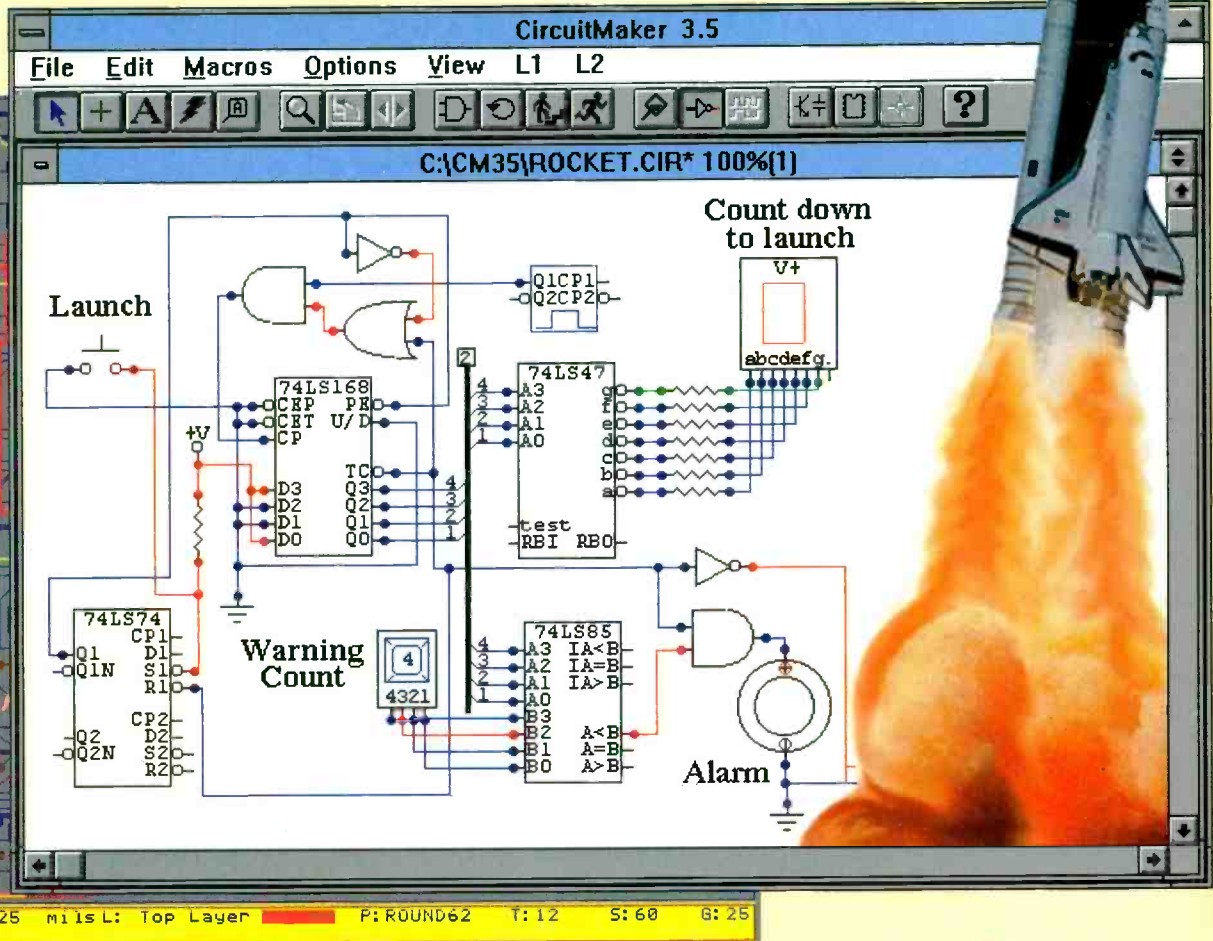
at pin 6 (the positive power terminal) eliminated all instability while leaving R2 at 10 ohms. A 0.1-μF power-supply bypass capacitor is often used with digital ICs, but none of the LM386 schematics I looked at used one. I have since added it to my other LM386 circuits. I do not know if it needs to go directly to pin 4, as shown in Fig. 2, or if it can go to any point in the -V line. I connected it as close as I could to power supply pins 4 and 6, as that is considered good practice with digital ICs. I hope this information will be helpful to anyone who is having problems with the Simple IC Amplifier circuit.
BILL STILES, CET
Hillsboro, MO

continued on page 71

CircuitMaker[®]

The Virtual Electronics Lab[™]

where you can launch today's electronics project
into tomorrow and beyond...



TraxMaker[™]

- DOS version only \$299
- 30 day satisfaction guarantee
- user definable "Design Rules"
- imports CircuitMaker PCB netlist
- automatic or manual routing of tracks
- 8 layer, 32" x 32" maximum board size
- automatic or manual component placement

New Product

CircuitMaker[®]

- still only \$299
- PCB netlist export
- includes 1500+ devices
- SPICE netlist import/export
- 30 day satisfaction guarantee
- professional schematic features
- digital, analog and mixed-mode simulation

New Windows 95/NT/3.1x Versions

Call now to order your complete circuit design system
or request additional information:

800-419-4242

MicroCode Engineering
573 W. 1830 N. Suite 4
Orem, UT 84057 USA
Phone (801) 226-4470
FAX (801) 226-6532



CIRCLE 128 ON FREE INFORMATION CARD

www.americanradiohistory.com

FREE ON-LINE DEMO:
AOL; file search, CircuitMaker
CompuServe; GO MICROCODE
Internet; <http://www.microcode.com>
All trademarks are the property of their owners.



EQUIPMENT REPORTS

TELULEX SG-100 SIGNAL GENERATION AND PROCESSING ENGINE

*Versatile signal source
generates a wide variety
of waveforms*

CIRCLE 15 ON FREE INFORMATION CARD



The Model SG-100 Signal Generation and Processing Engine is a signal source capable of generating many waveforms, including CW and wideband frequency sweeps from DC to 20 MHz in steps of 0.1 Hz. The signals are generated using direct digital waveform synthesis (DDS) techniques for high accuracy and precision. Modulation types available include basic sinewave, AM, FM, PM, SSB, BPSK, and FSK modes. A digital signal processor (DSP) controls every aspect of the digital display system (DDS) system and is used internally for the precise generation and processing of all modulating waveforms. The use of DSP technology makes possible additional modes which process or analyze an externally applied signal such as DTMF detection and power-level measurement.

The SG-100 can supply an output level of 10.0-volts peak-to-peak with an offset voltage of +/-8.0 volts (unloaded). The output impedance is 50 ohms, therefore the 50-ohm loaded output level is 5.0-volts peak-to-peak, with an offset voltage capability of ± 4.0 volts. The output level and offset voltages can be adjusted with a resolution of 1 mV. Output levels can also be specified in dBm with .1 dBm resolution. The unit is calibrated to produce accurate output levels and DC offset voltages.

Two front-panel connectors provide the SIG Out main signal and the SYNC Out signal. The latter is a TTL/CMOS compatible square-wave output that swings from 0 to +5-volts and is useful for driving digital circuitry.

Punching in the frequency

A numeric keypad on the front panel of the SG-100 is used to select a mode, and enter or edit all parameters applicable to that mode, and select a frequency. Frequencies from 0 to 20 MHz can be selected in steps as low as 0.1 Hz. A rotary knob allows quick frequency adjustment of any numeric value and gives the user the ability to manually adjust a value across a wide range without using the keypad. This feature was used by the reviewer to zero beat off-the-air broadcast-band carriers and detect the station's frequency drift from its assigned frequency. A few local stations were off by 200 Hertz.

The SG-100 visual LCD display has $\frac{3}{16}$ -inch characters in a 2-line by 40-column format. The display shows all operating parameters simultaneously without tedious submenus.

The user can select a modulating waveform that is either internally generated or externally supplied. External modulation signals in the 80 Hz to 8.5 kHz range can be used.

An external digital input on the rear of the SG-100 serves several purposes. For most modes, it serves as a gate to switch the RF output signal on and off. In external FSK or BPSK mode, it is a high-speed data input for FSK or BPSK digital modulation of the output waveform at rates up to 3 MHz. In modes that have a trigger function (burst, one-shot sweep, etc.) this input serves as an external trigger which triggers a sweep or burst on the rising edge of the input.

Computer compatible

The SQ-100 has a RS232 DB9 female connector on the rear of the unit that permits the user to remotely control the unit's using ASCII characters. It is wired as a DCE (pin 2 = output, pin 3 = input). No special hardware or protocols are needed; any dumb terminal or computer serial port can be used. An on-line help menu is available that lists all remote-control commands to the terminal. The baud rate is fully programmable up to 57.6 kbaud, and defaults at power-up to 9600 baud. Software upgrades are also downloaded to the unit's internal flash memory using this port.

An interesting feature is the DTMF (dual-tone multi-frequency) detection mode that detects and displays inputted touch-tone dialing tones. Once a digit is detected, it is displayed on the LCD display and sent to the RS232 terminal port.

The unit sells for \$795.00 direct from the manufacturer and other test equipment outlets. Telulex Inc. is located at 2455 Old Middlefield Way S, Mountain View, CA 94043; 415-938-0240; FAX 415-938-0241; Internet <http://www.Telulex.com>; E-mail: sales@Telulex.com. **EN**

WHAT'S NEWS

continued from page 4

officer would use the transmitter to warn oncoming cars."

Since 1991, the FCC has allowed the use of unattended radar transmitters—"drone systems"—to trigger hazard detectors to warn drivers of oncoming vehicles. RADAR has petitioned the FCC to allow higher transmitting power that would increase the range of the Safety Warning System and enhance the ability of moving emergency vehicles to broadcast warnings. At presently approved power levels, the system will provide a warning at least one mile ahead of a highway hazard.

The Safety Warning System was developed by GTRI researchers Greneker and Bruce Warren, with help from the engineering staffs of each participating industry member. A binary encoded modulation technique is used to broadcast the warning message to the new K-band detectors. Because the 64 standard warning messages are preprogrammed and stored in the detector's memory, the simple code is all the receiver needs to determine which message to display. For increased reliability, the seven-bit code can be repeated as often as ten times a second.

Customized messages can also be sent, using a keyboard and simple computer-based menu system. Messages on unattended systems could be changed remotely through a dial-up system. Programming functions allow the system to broadcast during certain times of the day, to operate only when vehicles are approaching, or to turn themselves on only after sensing a hazard such as a bridge failure or low visibility.

Greneker believes the technology developed for radar detectors could be applied to other wireless communications needs, expanding the market for both transmitter and receiver manufacturers.

"Every police car one day will have one of these," Greneker predicted. "When the police officer turns on the blue lights or siren to begin a pursuit or respond to an emergency, the trans-

mitter would send out a message alerting motorists. At an accident site, the officer would use the transmitter to warn oncoming cars."

Of course, for such a system to be used nationwide, those states that currently ban the use of radar detectors would have to change their laws.

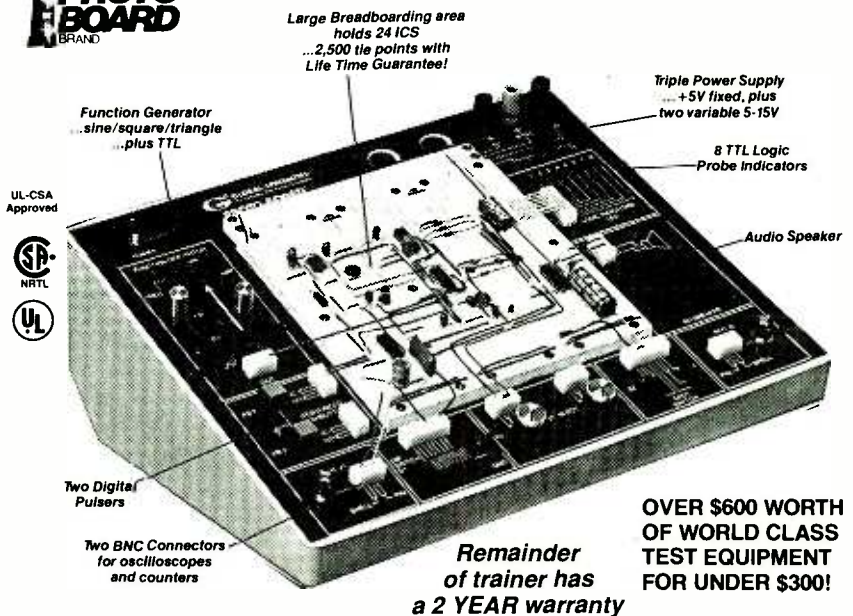
Hard Disc Drive Boosts Memory Capabilities

IBM has announced the first magnetic disk-drive products to exceed one-billion bits of data in a square

inch of disk space. A billion bits is equivalent to 62,500 double-spaced, typewritten pages—enough paper to make a 21-foot-tall stack. The two 2.5-inch disk drives include the highest capacity low-profile drive available for notebook computers.

The two-disk, 12.5-millimeter Travelstar™ 3LP offers a choice of an industry-leading 1.44-gigabyte or 1.08-GB capacities. The companion Travelstar 2XP is a three-disk, 17-mm, 2.16-GB design with transfer rates ranging from 48.9 to 74.7 megabits per second. Each of the new drives boasts the industry's highest capacity per platter. **EN**

AT \$299.95, NO OTHER DESIGN WORKSTATION GIVES YOU SO MUCH FOR SO LITTLE.



UL-CSA
Approved



Two Digital
Pulsers

Two BNC Connectors
for oscilloscopes
and counters

Large Breadboarding area
holds 24 ICs
... 2,500 tie points with
Life Time Guarantee!

Triple Power Supply
... +5V fixed, plus
two variable 5-15V

8 TTL Logic
Probe Indicators

Audio Speaker

Remainder
of trainer has
a 2 YEAR warranty

OVER \$600 WORTH
OF WORLD CLASS
TEST EQUIPMENT
FOR UNDER \$300!

Here's PB-503, the total design workstation. It has everything! **Instrumentation**, including a function generator with continuously variable sine/square/triangle wave forms—plus TTL pulses. **Breadboards** with 8 logic probe circuits.

And a **Triple Power Supply** with fixed 5VDC, plus two variable outputs (+ 5 to 15VDC and - 5 to 15VDC). Throw-in 8 TTL compatible LED indicators, switches, pulsers.

potentiometers, audio experimentation speaker... plus a lifetime guarantee on all breadboarding sockets! You have everything you need right there in front of you! PB-503—one super test station for under \$300! Order yours today!!



**GLOBAL
SPECIALTIES**



Can't Wait! Call Toll-Free
1-800-572-1028

70 Fulton Terrace, New Haven, CT 06512
(203) 466-6103 • Fax: (203) 468-0060

an
Interphase
Industries
company

August 1996, Electronics Now

13



NEW PRODUCTS

USE THE FREE INFORMATION CARD FOR FAST RESPONSE

Handheld Digital Multimeters

TEKTRONIX' DMM800 SERIES of handheld true-rms digital multimeters is designed to meet the accuracy and resolution requirements of electronic design engineers and technicians. At the heart of the series is the TC8129/8131 chip set from TelCom Semiconductor, Inc. the industry's first full-featured, autoranging, autocalibrated

competing handheld DMMs.

The entry-level DMM830, the mid-range DMM850, and the high-end DMM870 provide a full range of industry-standard features—voltage, current, resistance, capacitance, frequency, and temperature. All three models are true rms meters that offer adjustable auto power-off, memory store/recall, a water- and

and maximum values have occurred during testing. In addition, the DMM870's 1-ms peak-hold function uses a time stamp to record the minimum and maximum readings for short-mode events, making it possible to detect anomalies that might otherwise go unnoticed. The DMM870 is also the first DMM to let engineers set high/low tolerances, sounding a beep when measurements exceed the user-set limits.


The DMM830, DMM850, and DMM870 have US list prices of \$199, \$249, and \$289, respectively.

TEKTRONIX MEASUREMENT BUSINESS

Literature Distribution Center
P.O. Box 1520

Pittsfield, MA 01202

Phone: 1-800-479-4490, action code 715



CIRCLE 20 ON FREE INFORMATION CARD

DMM analog-to-digital converter. The chip set features complete DMM functions and offers the highest resolution and accuracy available on the market today—4^{3/4} digits or 40,000 counts and 0.06% basic DC volts accuracy. For design troubleshooting and characterization work, the DMM800 Series provides up to twice the accuracy and up to 10 times the resolution of

dust-resistant casing, and the Tektronix three-year warranty.

Both the DMM850 and the DMM870 offer a dual numeric display that lets users clearly read two measurements at once. They can measure temperature in both Fahrenheit and Celsius, eliminating the need for a separate temperature meter. Both meters feature a time stamp that can label when minimum

HID Lamp Controller

UNITRODE'S UCC3305 FULLY integrates all the functions required to control and drive one High Intensity Discharge (HID) lamp. Well suited for any lighting application that requires high efficacy (lumens/watts), distinctive blue-



CIRCLE 21 ON FREE INFORMATION CARD

white light color, and small physical lamp size, the controller allows the end user the advantage of using a lamp that has increased longevity.

Designed for the demanding,

fast turn-on and restart requirements of automotive headlamps, the UCC3305 also meets the needs of other HID-lamp applications, such as street lamps, stadium lighting, and theater lights. The UCC3305 compensates for variations in lamp temperature output during warm-up and restrikes with programmable circuitry. That is critical for automobile headlamps because of the dramatic change in output from a cold lamp to one that is fully warmed.

The UCC3305 is an integral part of a fully integrated electronic ballast controller that incorporates many of the discrete functions required to drive the HID lamp. Featuring a lamp-power regulator and a complete current-mode, pulse-width modulator, the device implements fixed frequency operation into the design, allowing for easy harmonic filtering. The UCC3305 also features overcurrent and overvoltage protection, operates over a wide input voltage range, is protected against lamp opens and shorts, and has a high current FET drive output. It is offered in 28-pin surface-mount SOIC and DIL packaging.


The UCC3305 is priced at \$4.67 in 1000-piece quantities.

UNITRODE CORPORATION

7 Continental Boulevard
Merrimack, NH 03054-4334
Phone: 603-424-2410
Fax: 603-424-3480

Multi-purpose Relays

NTE ELECTRONICS' R47 SERIES relays are designed for a variety of applications, including HVAC, appliance control, and office equipment. The relays feature quick-connect ter-



CIRCLE 22 ON FREE INFORMATION CARD



Raise your standard to Wavetek.

Why choose between paying more for a brand name or getting more functions for your money? Get the best of both worlds with **Wavetek**.

Worldwide Service.

Support whenever and wherever you need it.

Tech-preferred Features.

The XL meters have the largest displays, auto-off, data hold, manual and autoranging models in pocket-size convenience.

Quality. Less than 0.5% warranty returns assures continuous reliability.

Selection. Over 35 different **Wavetek** DMMs to meet any measurement need.

User Safety. Conservative voltage ratings, fused inputs, warning beepers, shrouded test leads, and designs that meet worldwide agency approvals.

Total Value. Eight XL Series meters from \$29.95 to \$99.95 to meet any requirement.

You don't need to pay more.
You can't afford to settle for less...

For the name and location of the **Wavetek** dealer near you, call

1-800-854-2708

(outside the U.S., call 619-279-2200)

Wavetek Corporation

9045 Balboa Avenue,
San Diego, CA 92123

©Wavetek Corp., 1995. Wavetek and the Wavetek logo are registered trademarks of the Wavetek Corporation.

WAVETEK

minals on top for coil contacts. Additional coil connections can be accommodated with a PC-mount option on the bottom.

Operational in AC or DC, the R47 relays perform at a temperature range of -10°C to $+55^{\circ}\text{C}$. Insulation resistance is 100 megohms minimum (at 500-volts DC), and the dielectric strength is 2000-volts AC, 50/60 Hz for one minute. The relays weigh approximately 1.55 ounces.

The 15-ampere relays are offered in either SPST-NO or SPDT configurations, and are available with coil voltages of 24 and 120-volts AC or 12, 24, and 110-volts DC.


Pricing in 1000-piece quantities is under \$6.

NTE ELECTRONICS, INC.

4 Farrand Street
Bloomfield, NJ 07003
Phone: 1-800-631-1250 or
201-748-5089
Fax: 201-748-6224

Programmable Digital Storage Scope

THE METRIX OX2000 DIGITAL storage oscilloscope is capable of capturing data at speeds of up to 200MS/s in a single-shot mode and up to 60GS/s for repetitive waveforms. Its high sampling rates, together with its internal and external memory storage facilities, make the OX2000 a good choice for use in test and measurement, quality assurance and control, production testing, and research and development.



CIRCLE 23 ON FREE INFORMATION CARD

The OX2000 is fully programmable with SCPI (Standard Commands for Programmable Instruments), and test setups and waveforms can both be stored in the instrument's 40-KB

internal memory. A built-in PCMCIA slot also allows long-term data storage via DOS-compatible, 1-megabyte external memory cards.

Because the OX2000 is full digital, stored signals can be compared, manipulated, displayed, and transmitted in a variety of formats. Up to eight traces can be displayed simultaneously on the screen, and specific portions of measured waveforms can be compared directly with reference waveforms stored in memory. Sophisticated trigger facilities include peak-to-peak, window, and event-counting or time-delayed options. Waveform analysis routines are built in. The OX2000 has a color VGA output port as well as RS-232 and IEEE 488.2 interfaces, and is compatible with LabVIEW and LabWindows software.

The OX2000 has a suggested retail price of \$5995.

METRIX INSTRUMENTS

P.O. Box 332
Brea, CA 92622-0332
Phone: 714-992-1239

Spectrum Analyzers

FOUR SPECTRUM ANALYZERS from B+K Precision claim stable and relatively drift-free operation, offer wide dynamic range and generously large maximum signal input, and provide important features such as tracking generators and audio demodulation.



CIRCLE 24 ON FREE INFORMATION CARD

All four models have stability and dynamic range equal to those of more expensive spectrum analyzers. The B+K instruments can measure low-amplitude signals over a range of -100 dBm to $+13\text{ dBm}$; 80 dB is displayed on the screen at 10-dB/division. The maximum input level is $+20\text{ dBm}$. The spectrum analyzers drift less than 0.150 MHz per hour.

Models 2615 and 2620 are designed for applications up to 500 MHz. Both include a scanwidth selector that can adjust the frequency display width from 50 kHz to 50 MHz per division.

The Models 2615, 2620, 2625, 2630 cost \$1795, \$2195, \$2595, and \$3395, respectively.


B+K PRECISION

6470 West Cortland Street
Chicago, IL 60188
Phone: 1-800-462-9832

Test Companion Accessory Kit

THE MODEL 6119 TEST Companion™ Accessory Kit from ITT Pomona is designed specifically for use with the THM 500 Series TekMeter from Tektronix. It is part of a line of brand- and model-specific accessory kits that also include kits for use with Fluke and Hewlett-Packard instruments.

The test accessories are supplied in



CIRCLE 25 ON FREE INFORMATION CARD

a large, briefcase-style carrying case with shoulder strap. Accessories include an $\times 1$, 30-MHz oscilloscope probe; a test lead set; probe bodies with banana plug tips; flexible Grabber test clips; a grip clip; large safety alligator clips; and adapter banana plugs to BNC female. The rugged case is tailored to hold and protect the meter and accessories in the office, plant, or field, also features a variety of zippered and Velcro-sealed pockets for holding service manuals, service forms, as well as other miscellaneous items.

The Model 6119 Test Companion™ Accessory Kit costs \$270.

ITT POMONA ELECTRONICS

1500 East Ninth Street
Pomona, CA 91766-3835
Phone: 1-800-241-2060
Fax: 909-629-3317

Just like these Fully Trained Electronics Professionals



"Thanks to CIE I have tripled my previous salary, and I am now in a challenging and rewarding new field where only the sky is the limit."

Daniel Wade Reynolds
Industrial Electrician
Ore-Ida Foods



"CIE was recommended to me by my boss. It was appealing since I could study at my own pace at home and during business travel."

Dan Parks
Marketing Manager/Consumer Products
Analog Devices, Inc.



"I loved the flexibility CIE offered. It was the only way I could continue both school and my demanding job."

Britt A. Hanks
Director of Engineering
Petroleum Helicopters, Inc.



"I liked the way the school was set up with laboratory assignments to enforce conceptual learning. The thing which impressed me the most about CIE's curriculum is the way they show application for all the theory that is presented."


Daniel N. Parkman
Missile Electro-Mechanical Technician
U.S. Air Force



"Completing the course gave me the ability to efficiently troubleshoot modern microprocessor based audio and video systems and enjoy a sense of job security."

Tony Reynolds
Service Manager/Technician
Threshold Audio & Video

Graduate with an Associate Degree from CIE!



CIE is the best educational value you can receive if you want to learn about electronics, and earn a good income with that knowledge. CIE's reputation as the world leader in home study electronics is based solely on the success of our graduates. And we've earned our reputation with an unconditional commitment to provide our students with the very best electronics training.

Just ask any of the 150,000-plus graduates of the Cleveland Institute of Electronics who are working in high-paying positions with aerospace, computer, medical, automotive and communications firms throughout the world. They'll tell you success didn't come easy...but it did come...thanks to their CIE training. And today, a career in electronics offers more rewards than ever before.

CIE'S COMMITTED TO BEING THE BEST...IN ONE AREA...ELECTRONICS.

CIE isn't another be-everything-to-everyone school. CIE teaches only one subject and we believe we're the best at what we do. Also, CIE is accredited by the National Home Study Council. And with more than 1,000 graduates each year, we're the largest home study school specializing exclusively in electronics. CIE has been training career-minded students for nearly sixty years and we're the best at our subject...
ELECTRONICS... IT'S THE ONLY SUBJECT WE TEACH!


CIE PROVIDES A LEARNING METHOD SO GOOD IT'S PATENTED.

CIE's AUTO-PROGRAMMED® lessons are a proven learning method for building valuable electronics

career skills. Each lesson is designed to take you step-by-step and principle-by-principle. And while all of CIE's lessons are designed for independent study, CIE's instructors are personally available to assist you with just a toll free call. The result is practical training... the kind of experience you can put to work in today's marketplace.

LEARN BY DOING...WITH STATE-OF-THE-ART EQUIPMENT AND TRAINING.

CIE pioneered the first Electronics Laboratory



Course and the first Microprocessor Course. Today, no other home study school can match CIE's state-of-the-art equipment and training. And all your laboratory equipment, books and lessons are included in your tuition. It's all yours to use while you study and for on-the-job after you graduate.

PERSONALIZED TRAINING...TO MATCH YOUR BACKGROUND.

While some of our students have a working knowledge of electronics others are just starting out. That's why CIE has developed twelve career courses and an A.A.S. Degree program to choose from. So, even if you're not sure which electronics career is best for you, CIE can get you started with core lessons applicable to all areas in

electronics. And every CIE Course earns credit towards the completion of your Associate in Applied Science Degree. So you can work toward your degree in stages or as fast as you wish. In fact, CIE is the only school that actually rewards you for fast study, which can save you money.



YES!

I want to get started. Send me my CIE course catalog including details about the Associate Degree Program. (For your convenience, CIE will have a representative contact you - there is no obligation.)

Please Print Clearly

Name _____

Address _____

City _____

State _____ Zip _____ Age _____

Phone No. _____

Check box for G.I. Bill Benefits.

Veteran

Active Duty

AE89

Cleveland Institute of Electronics, Inc.
1776 East 17th Street
Cleveland, OH 44114

A School of Thousands.
A Class of One. Since 1934.

Send for CIE's FREE Course Catalog and See How We Can Help Your Career Too!



NEW LITERATURE

USE THE FREE INFORMATION CARD FOR FAST RESPONSE

The World Wide Web Complete Reference

by Rick Stout

Osborne/McGraw-Hill


2600 Tenth Street

Berkeley, CA 94710

Phone: 1-800-822-8158

Fax: 614-759-3644

\$29.95



CIRCLE 337 ON FREE INFORMATION CARD

This comprehensive book helps novices avoid getting tangled up in technical jargon and experienced users take full advantage of the power of

the World Wide Web. Illustrated fully and written in a fun, easy-to-understand style, it first shows Web basics, and then guides readers through the more advanced features of the most powerful information/communication interface in use today.

The book explains how to get connected to the Internet and how to choose and use a Web browser. Readers learn how to use the Web to its full potential, thanks to practical advice on such matters as creating your own Web pages, establishing a business or personal presence on the Web, creating interactive forms to collect information from other users, using images and color on Web pages, creating clickable imagemaps, integrating audio and video clips into Web presentations, accessing and using high-speed connections to the Internet, and using the exciting features of HTML 3.

The book also describes many of the Web's varied offerings, includ-

ing business opportunities and ways to provide services or sell products online. It provides a catalog of the diverse businesses and entrepreneurs found on the Web.

Guide to Home Theater Technology and Construction


The Cinema Source

2 Redmond Street

Burlington, MA 01803-2924

Phone: 1-800-483-9778

\$9.95 (\$12.95 in Canada)



CIRCLE 338 ON FREE INFORMATION CARD

This 100-page book is much more than a catalog. Aimed at home-theater enthusiasts and do-it-yourselfers, it provides a wealth of

practical information about home theater. It describes all the necessary components—large-screen picture, multi-channel audio, speakers, etc.—and what roles they play in the home-theater system. The book explains how line-doublers and THX and Dolby Pro Logic surround sound work. It explains how curved and flat screens differ, what tactile sound is, and what AC-3 digital sound is. Readers are shown how to mount a video projector, project video on different aspect ratio screens, set up a surround-sound system, and what types of cables and interconnects to use. A customer profile details one family's custom home-theater setup.

The catalog also presents home-theater products—primarily top-of-the-line goods at below-retail

prices. Product categories include front video projectors, projection screens, audio systems, multichannel power amplifiers, audio processors, control systems, in-wall speakers, and even furniture and accessories designed to complement home-theater components.

Surface-Mount Technology for PC Boards

by James K. Hollomon, Jr.


Prompt Publications

2647 Waterfront Parkway East Drive

Indianapolis, IN 46214-2041

Phone: 1-800-428-7267

\$26.95



CIRCLE 339 ON FREE INFORMATION CARD

Manufacturers, managers, engineers, and others who work with printed circuit boards will find this book to be a useful source of information about surface-

mount technology (SMT) and fine-pitch technology (FPT). Practical data and clear illustrations clearly present the details of design-for-manufacturability, environmental compliance, design-for-test, and quality/reliability for today's miniaturized electronics packaging.

The book includes information on the benefits and limitations of surface mount technology. It describes SMT and FPT components, land patterns, and manufacturing methods. The book addresses reliability and quality assurances as well as practical applications and standards. A glossary of SMT terms is included.

Radioware Catalog 952

Radioware Corporation
P.O. Box 1478
Westford, MA 01886
Phone: 1-800-950-WARE
Free



CIRCLE 340 ON FREE INFORMATION CARD

This 45-page catalog is filled with antennas and accessories for ham, SWL, and scanner enthusiasts. Product categories include slow-scan TV, counters and computer scanning, DSP audio filters and keyers, antenna baluns,

antenna wire, coax cable and connectors, antenna components and accessories, SWR meters and analyzers, interference filters, transmit filters, VHF/UHF antennas, scanner antennas, HF antennas, HF/VHF antennas, VHF/UHF mobile antennas, antenna mounts, CD-ROMs and software, and scanner and ham kits.

Digital Panel Meter Data Book

Datel, Inc.
11 Cabot Blvd.
Mansfield, MA 02048
Phone: 508-339-3000
Fax: 508-339-6356
Free



CIRCLE 341 ON FREE INFORMATION CARD

This data book describes more than 200 meters and instruments and provides 16 application notes. The 100-page guide is filled with design and applications information on

3 $\frac{1}{2}$ - and 4 $\frac{1}{2}$ -digit, LCD and LED display, miniature digital voltmeters. New products include ultra-low-power LED-display digital panel meters, self-powered AC and DC voltage monitors, 4-20-mA loop-powered displays, and self-contained


4 $\frac{1}{2}$ -digit slave displays. Product descriptions include clearly written data sheets with electrical specifications, dimensional drawings, and ordering guides.

More than half the data book is devoted to applications information intended to simplify the task of specifying and using digital panel meters. The fully-illustrated application notes describe such popular panel meter applications as DC ammeters, battery/supply monitors, resistor scaling networks, thermometers, tachometers, and AC voltmeters. Detailed circuit schematics include component part numbers and values and model numbers. Other topics discussed include panel meter input connections, LCD versus LED displays, and troubleshooting procedures.

The catalog also describes a wide selection of useful accessories, such as plug-on boards, low-cost DC/DC converters, three-terminal linear regulators, and AC/DC power modules. Mating connectors and terminals, panel-cutout punches, crimp tools, and optional bezel assemblies are also offered.

Practical Packet Radio

by Stan Horzepa, WA1LOU
The American Radio Relay League
225 Main Street
Newington, CT 06111-1494
Phone: 203-666-1541
Fax: 203-665-7531
\$15.95



CIRCLE 342 ON FREE INFORMATION CARD

Packet radio has come a long way since the early days. Such developments as low-cost PCs, a new generation of terminal-node controllers (TNCs), and 9600-plus baud rates have created a world of new opportunities for packet enthusiasts. This book brings readers up to date on the very latest developments in the field, and provides all the practical information needed to select, install, and operate a packet station. It also

Surveillance Sale

Super Value! 6 Project Kits, 1 Low Price!

High performance long range (1+ mile) tunable FM transmitting devices for all applications.

Easy to build kits! Proven technologies!

- Voice Transmitter, Ultra Clear, High Sensitivity, #XFM 
- Telephone Transmitter sends both sides of calls to FM radio, #XTL 
- Telephone Line Powered Transmitter - never needs a battery! #XIN 
- Tracking/Homing Beacon transmits Pulsed "Beeps" for trailing #XOD 
- Re-Broadcast output of video or audio to FM radio or TV, #XRW 
- TV Joker - neat prank! Allows you to disrupt a TV set; short range, #XJK 

#Combo-X - \$175 value, 6 Kits only \$59.50!

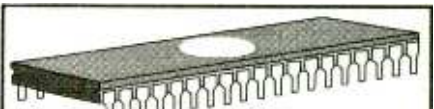
Plus FREE - with purchase of Combo-X: High Performance MicroMini FM Radio!

ATTENTION: US, Canadian customers: Home built FM transmitters when connected to antenna may exceed FCC radiated power limits.

Kits are bulk packed with all data to build the devices.
Cash • Check • Money Order • MC • VISA • Add \$5 P&H

AMAZING CONCEPTS

Dept EN-1 • PO Box 719 • Amherst, NH 03031
Call 24 Hrs 800-221-1705 or Fax 603-672-5406



CABLE CONVERTER DIAGNOSTIC TEST CHIP

LOAD FULL ACTIVATION OF CABLE CONVERTER

WE STOCK A COMPLETE LINE OF CHIPS, TOOLS, WIRELESS QUICK INSTALL TEST BOARDS AND DIAGNOSTIC CUBES FOR ALL CONVERTERS!

*** ANYONE IMPLYING ILLEGAL USE WILL BE DENIED SALE. WE SELL PRODUCTS ONLY!! TO TECHNICIANS OR CABLE REPAIR FACILITIES! ***

#1 IN CUSTOMER SERVICE & TECH. SUPPORT!

*ALL ORDERS SHIP WITHIN 24HRS, UPS/ FED-X.

*PRIORITY NEXT DAY SHIPPING AVAILABLE!

*SALE= BUY 5 BOARDS GET 1 FREE TILL MAY96.

*LOWEST PRICE & SUPERIOR PRODUCT GUAR!!

*FRIENDLY COURTEOUS SERVICE. WE'RE PRO'S


VISA  VISUAL 

COMMUNICATIONS INC.

FOR ORDERS 1-800-GO-CABLE

CATALOG & TECH. SUPPORT 717-820-4363 EST. 1977

ANTIQUE RADIO CLASSIFIED Free Sample!

Antique Radio's
Largest Circulation Monthly.
Articles, Ads & Classifieds. 
6-Month Trial: \$18.95. 1-Yr: \$36.95 (\$53.95-1st Class).
A.R.C., P.O. Box 802-L17, Carlisle, MA 01741
Phone: (508) 371-0512 VISA/MC Fax: (508) 371-7129

SINGERS! REMOVE VOCALS

Unlimited, Low Cost, Instantly Available Background Music from Original Standard Recordings! Does Everything Karaoke does... Better and gives you the Thompson Vocal Eliminator! Free Brochure & Demo Tape. LT Sound Dept RL-1 7980 LI Parkway, Lithonia, GA 30058 Internet: http://ltsound.com 24 Hour Demo Info Request Line (770) 482-2485 Ext 72 When You Want Something Better Than Karaoke!

includes tables and lists of symbols and commands that serve as handy references.


The "Installation" section of the book deals with practicalities. It describes the necessary hardware—including TNCs, modems, computers, terminals, radios—and software. It then shows readers how to tie all those pieces together, with information on such topics as setting the switches and picking baud rates.

The "Applications" section lays a foundation with a thorough examination of the basics, and really takes off from there. Topics include networking, HF communications, bulletin boards, DX packet clusters, gateways, and packet in outer space.

Windows 95 Answers: Certified Tech Support

by Martin S. Matthews and Carole Boggs Matthews
Osborne/McGraw-Hill
2600 Tenth Street
Berkeley, CA 94710
Phone: 1-800-822-8158
Fax: 614-759-3644

\$19.95



CIRCLE 343 ON FREE INFORMATION CARD

Osborne/McGraw-Hill has teamed up with Stream International Inc., the world's largest provider of technical support, to produce a series of

"Certified Tech Support" books, including this one. The book is based on the most frequently asked Windows 95 questions taken from actual support calls fielded by Stream International, which answers more than 500,000 technical support calls each month. Rather than spending valuable time and money dialing Microsoft's technical hotline, readers can find the answers at their fingertips, whenever they need help—often in less time than they would have spent on hold.

The book is designed to ease the transition to Windows 95. Clearly written and logically organized, it

helps readers take full advantage of all the powerful new features, commands, concepts, and components of the 32-bit multitasking operating system. The book opens with the "Top Ten Tech Terrors" associated with Windows 95, answering such questions as: How do I find my files and programs? Can I recover a file I've mistakenly deleted? How can I get to my previous version of MS-DOS? Do I have to reinstall my applications after installing Windows 95? The rest of the book is divided by topic, providing detailed coverage of installation; new features; setup, customizing, and optimizing Windows 95; using Windows 95; file management; printing; networking; communications; multimedia; and Windows 95 DOS.

The VRML Sourcebook

by Andrea L. Ames
John Wiley & Sons, Inc.
605 Third Avenue
New York, NY 10158-0012
Phone: 1-800-CALL-WILEY
Web site: <http://www.wiley.com/comp-books/>

\$29.95



CIRCLE 344 ON FREE INFORMATION CARD

Virtual Reality Modeling Language (VRML) was created to promote the use of interactive simulations on the World Wide Web. While both VRML and HTML are used to publish information over the Internet, VRML replaces the traditional two-dimensional, text-driven environment with three-dimensional, interactive data and virtual worlds.

This book teaches Web developers and HTML users how to take advantage of VRML. It explains how to design complex objects with VRML; link VRML objects to other Web resources; and use special lighting, camera angles, and professional graphics for realistic 3-D worlds on the Web. The book also shows readers where to find VRML resources.

Japanese Style LEDs

Product Selection Guide 2004-10

Lumex Opto/Components Inc.

290 East Hellen Road

Palatine, IL 60067

Phone: 1-800-278-5666 or 847-259-2790

Fax: 1-800-944-2790 or 847-359-8904
E-mail: lumex@aol.com

Free



CIRCLE 345 ON FREE INFORMATION CARD

This second-source catalog presents 42 families of popular Japanese-style LED lamps made originally by Panasonic, Rohm, Stanley, and Toshiba. It includes line

drawings of all 42 styles, plus seven pages of cross references from Japanese part numbers to those of US manufacturer Lumex Opto/Components. Although some of the Japanese-made part numbers have been phased out over the years and lead times for others exceed 20 weeks, all parts in this catalog are available immediately for sampling, and production quantities have lead times of two to six weeks.

EN

SILICON-CONTROLLED RECTIFIER PROJECTS

1586T—From TAB Books. A treasure trove of exciting projects using SCR's and other low-cost thyristor devices for power-control applications. Includes a sophisticated burglar-alarm system, an SCR-based smoke-alarm system, a remote-control garage-door opener, and a high-tech light dimmer that uses the output from your stereo to modulate the intensity of your lights. And then there are 20 more. To order—ask for book 1586T, and include your check for **\$12.95 (includes s&h)** in US and Canada, and order from — **Electronic Technology Today Inc., P.O. Box 240, Massapequa Park, NY 11762-0240.** US funds only, use US bank check or international money order. Allow 6-8 weeks for delivery. MA09



Only You Can Prevent Forest Fires.

Ad
Circ



What's better than speed reading? *Speed Learning.*

Speed Learning has replaced speed reading. It's a whole new way to read and learn. It's easy to learn...lasts a lifetime... applies to everything you read. It may be the most productive course you've ever taken.

Do you have too much to read and too little time to read it? Do you mentally pronounce each word as you read? Do you frequently have to go back and reread words, or whole paragraphs, you just finished reading? Do you have trouble concentrating? Do you quickly forget most of what you read?

If you answer "Yes" to any of these questions — then here at last is the practical help you've been waiting for. Whether you read for business or pleasure, school or college, you will build exceptional skills from this major breakthrough in effective reading, created by Dr. Russell Stauffer at the University of Delaware.

**Not just "speed reading" — but
speed reading — thinking —
understanding — remembering —
and — learning**

The new *Speed Learning Program* shows you, step-by-proven step, how to increase your reading skill and speed, so you understand more, remember more and use more of everything you read. The typical remark from over one million people taking the *Speed Learning* program is, "Why didn't someone teach me this a long time ago." They were no longer held back by their lack of skills and poor reading habits. They could read almost as fast as they could think.

What makes Speed Learning so successful?

The new *Speed Learning Program* does not offer you a rehash of the usual eye-exercises, timing devices, and costly gadgets you've probably heard about in connection with speed reading courses, or even tried and found ineffective.

In just a few spare minutes a day of easy reading and exciting listening, you discover an entirely new way to read and think — a radical departure from anything you have ever seen or heard about. *Speed Learning* is the largest selling self-study reading program in the world. Successful with Fortune 500 corporations, colleges, government agencies and accredited by 18 professional societies. Research shows that reading is 95% *thinking* and only 5% eye movement. Yet most of today's speed reading programs spend their time teaching you rapid eye movement (5% of the problem), and ignore the most important part, (95%) *thinking*. In brief, *Speed Learning gives you what speed reading can't*.

Imagine the new freedom you'll have when you learn how to dash through all types of reading material at least twice as fast as you do now, and with greater comprehension. Think of being able to get on top of the avalanche of newspapers, magazines and correspondence you have to read...finishing a stimulating book and retaining facts and details



FOR FASTER SHIPMENT CALL 1-800-729-7323 OR FAX 1-609-273-7766

more clearly, and with greater accuracy, than ever before.

Listen — and learn — at your own pace

This is a practical, easy-to-learn program that will work for you — no matter how slow a reader you think you are now. The *Speed Learning Program* is scientifically planned to get you started quickly...to help you in spare minutes a day. It brings you a "teacher-on-cassettes" who guides you, instructs, and encourages, explaining material as you read. Interesting items taken from *Time Magazine*, *Business Week*, *Wall Street Journal*, *Money*, *Reader's Digest*, *N.Y. Times* and many others, make the program stimulating, easy and fun...and so much more effective.

Executives, students, professional people, men and women in all walks of life from 15 to 70 have benefitted from this program. *Speed Learning* is a fully accredited course...costing only 1/4 the price of less effective speed reading classroom courses. Now you can examine the same easy, practical and proven methods at home...in your spare time...without risking a penny.

Examine Speed Learning RISK FREE for 15 days

You will be thrilled at how quickly this program will begin to develop new thinking and reading skills. After listening to just one cassette and reading the preface, you will quickly see how you can achieve increases in both the speed at which you read, and in the amount you understand and remember.

You must be delighted with what you see, or you pay nothing. Examine this remark-

able program for 15 days. If, at the end of that time you are not convinced that you would like to master *Speed Learning*, simply return the program for a prompt refund. (See the coupon for low price and convenient credit terms.)

RISK-FREE ORDER FORM

YES! I want to try *Speed Learning* for 15 days without risk. Enclosed is the first of 4 monthly payments of \$32.25*. If I'm not completely satisfied, I may return it for a prompt refund.

SAVE 8.00! I prefer to pay the \$129.00 now, and save the \$8.00 shipping & handling charge. I may still return the program for a full refund.

Method of payment: (Federal Tax Deductible)

Check or money order payable to Learn Incorporated

Charge to: Visa MC Am Ex Discover

Card # _____ Exp. _____

Signature _____

Phone (_____) _____

Name _____

Address _____

City _____ State _____ Zip _____

*Plus \$8.00 shipping and handling. U.S. funds only. For New Jersey residents, sales tax will be added.

learn Dept. LEC-01, 113 Gaither Drive,
INCORPORATED Mt. Laurel, NJ 08054-9987

Web resources

I'VE BEEN LOOKING INTO WEB TECHNOLOGY IN A SERIOUS WAY LATELY, SO I THOUGHT I'D SHARE SOME OF WHAT I'VE LEARNED. A DISCLAIMER FIRST: EVERYTHING IN THIS AREA IS SUBJECT TO CHANGE. THE dv/dt (RATE OF

change) of Internet technology is utterly insane. We'll start with a little Internet background, and then get into Web-specific technologies.

Everything in the Internet world is client/server based. Servers (e.g., Web sites, FTP sites) have stuff that Clients (e.g., Netscape Navigator) want. For the sake of this discussion, the details of how clients and servers communicate is magic. To use Internet software successfully, all we have to know are two addresses: That of the client, and (you guessed it) that of the server. Server addresses, especially of well-known public sites, tend to be static.

Client addresses can be static or dynamic. Dynamic addresses are assigned (and reassigned) on the fly as required. For example, a dial-up Internet Service Provider (ISP) assigns you an address when you call. When you hang up, that address goes back into a pool of free addresses. On the other hand, if you're on a network that uses TCP/IP as its native communications protocol, you probably have a static address.

Behind the address

Regardless of how you get it, your address has the form of four octets (an octet is the politically

correct 90's term for byte): W.X.Y.Z, for example, 127.0.0.1. Remembering number sequences like that is not something most people are particularly good at, so it is possible to create a textual alias. Thus, a textual address like `jkh@acm.org` eventually gets resolved to a numeric address like 127.0.0.1.

If you send e-mail to that address, a bunch of packets spew out onto the Internet. Devices out there recognize the "acm.org" part of the address, associate it with the correct numeric address, and send those packets on their merry little way. When they arrive at `acm.org`, it likewise associates the `jkh` part of the address with the remaining part of the four-octet address, and at that point, they know it's intended for me. The associations are made by tables, typically simple ASCII files that include one text name and the corresponding numeric address per line.

As long as two machines that want to communicate can find each other's IP (Internet Protocol) addresses, all that works transparently, regardless of whether the machines are two feet or two thousand miles apart.

So that, in simplistic terms, is

how the low-level plumbing works. So how do we get Web pages and file transfers?

Protocols

A protocol is simply an orderly way of having a conversation: "If you say this, then I'll say that, then you'll say something else, and I'll hang up." Different protocols are used at different levels of the communications chain. At low levels, we have things like TCP, IP, NetBIOS, NetBEUI, and IPX/SPX. Those protocols allow raw packets of data to move across a network with varying levels of reliability and efficiency.

Higher level protocols put the raw packet-transfer ability of the low-level protocols to use. The Internet has spawned numerous protocols over the years to handle different kinds of client-server transactions, including Gopher, FTP, HTTP, Finger, Ping, WAIS, Telnet, News, and more.

Gopher is similar to what we now think of as the Web; it allows menu-based navigation and file transfer. FTP is a file-transfer protocol. HTTP is the hypertext transfer protocol that is the basis of the Web. Ping and Finger allow net resources to be located. WAIS is a full-text indexing service and protocol. Telnet allows a computer to emulate a remote terminal, log on to a server, and run programs on it. There are other protocols for handling e-mail (POP, SMTP, and others). There are protocols that help manage network resources (SNMP).

Servers

So far we've only talked about how messages pass back and forth between clients and servers; we haven't said a word about the endpoints themselves.

In general, anybody who can talk the talk and walk the walk can be an endpoint; underlying computer architecture is irrelevant. Thus a UNIX server can talk equally well to clients running PCs, Macs, or other UNIX boxes. A client can run a graphical or a character-based environment; the server doesn't know and couldn't care less. It's really up to the client how it wants to present the information it receives from the server. Thus, you'll probably never see anything but a GUI interface on a Mac, but PCs and PDAs may use character-based interfaces. If you have a PC, you can try this out for yourself using LYNX, a public-domain Web browser developed by the University of Kansas.

The hottest area of development is in Web servers and clients. They communicate using the HTTP protocol, which works like this: Client initiates transfer by establishing connection to server. Server acknowledges connection. Client requests data item. Server responds with status followed by data. Connection closes.

HTTP defines seven methods for data transfer: GET retrieves file specified by a URL. HEAD gets meta information (things like author, title, etc.) from a file specified by a URL. PUT saves a file to a specified URL. POST sends information related to a specified URL. DELETE requests that server delete specified URL. LINK and UNLINK establish and remove links from specified URL.

Those seven commands are all it takes to build a Web server. In fact, I've seen a functional Web server built in about 100 lines of code. Of course, that's not something you'd want to run in a production environment, but it does serve to illustrate the underlying simplicity of the HTTP protocol.

One neat thing a Web server can do is to launch an external program in response to a Web client request (submitted via POST). Using yet another protocol called CGI (common gateway interface), a Web server can launch an external program, get

Web Resources

Following are some books and Web sites I've found useful in learning about Internet communications protocols and applications. First the books.

WebMaster Windows (\$?), Bob LeVitus and Jeff Evans, AP Professional, 1996, ISBN: 0-12-445572-7. Provides a basic, painless introduction to setting up a Web server. Includes a CD-ROM with a 30-day trial version of QuarterDeck's WebServer, along with HTML editors and numerous utilities. The web server will run on Win31 or Win95.

Internet Server Construction Kit for Windows (\$39.95), Greg Bean, John Wiley & Sons, Inc., 1995, ISBN: 0-471-12696-9. A more technical introduction to web servers. Includes material comparing various public-domain and commercial servers. Comes with CD-ROM containing public-domain servers for HTTP, WAIS, FTP, and others. Also has pointers to web sites where most recent versions can be obtained.

The Webmaster's Handbook (\$29.95), Christian Neuss and Johan Vromans, International Thomson Computer Press, ISBN: 1-85032-253-8. This is a thin but dense book that provides a concise introduction to HTTP, and then goes on to show how to use PERL to accomplish various tasks. A CD-ROM contains tons of PERL code; the CD is accessible by DOS, UNIX, and Mac systems. Appendices present a 100-line web browser and a 100-line web server, both written in PERL. Studying that code will teach you a lot about the details of HTTP. Other appendices provide quick references for HTML tags and PERL code.

World Wide Web Programming With HTML and CGI (\$39.99), Ed Tittle, Mark Gaither, Sebastian Hassinger,

results from it, reformat that information on the fly, and return it to the Web client—the browser.

Much CGI programming is done

and Mike Erwin, IDG Books, ISBN: 1-56884-703-3. Of the books I've had a chance to examine, this one provides the best overall introduction that I've seen to SGML, HTML, CGI, various servers, and so forth. The CD-ROM includes all kinds of interesting stuff, such as source code for an HTTP server, a Telnet server, a WAIS server, an ANSISYS driver that provides VT-102 terminal emulation, and all sorts of other weird stuff. If you want to learn the guts of Internet programming, this disk will keep you busy for a long time.

The Web Page Design Cookbook (\$34.95), William Horton, Lee Taylor, Arthur Ignacio, and Nancy L. Hoft, John Wiley and Sons, ISBN: 0-471-13039-7. Covers aesthetic design of Web pages; lots of good HTML tricks. CD-ROM contains lots of usable HTML code.

URLs

http://www.sandia.gov/sci_compute/elements.html: Excellent ongoing effort to track HTML evolution and extensions by Microsoft, Netscape, and others.

<http://www.microsoft.com/intdev>: Resources for HTML specs and beta copies of MS Internet tools (Front Page, Internet Studio).

<http://www.w3.org>: This is where you can find current specs and links to many web-related resources. For example, you can obtain RFC1866, the HTML 2.0 spec, here.

<http://www.webreference.com>: Useful HTML-related information.

<http://www.hal-pc.org>: Useful HTML-related information.

<http://www.metronet.com/1h/perlinfo>: Useful PERL-related information.

using a public-domain language called PERL. PERL is available on nearly every platform. It's a neat language for parsing text files, as it has built-in text-

matching and regular-expression functions. It's also good (under UNIX) for doing shell and system-control programs.

CGI is an awkward hack that depends on the use of environment variables to pass file names back and forth—but it works. However, Microsoft and Netscape (and probably all the other server vendors) are defining their own proprietary interfaces that will allow more efficient server-to-external program communication. The current CGI-based system requires external processes to be spawned; the new API-based systems will allow continually executing applications to communicate directly.

Clients

Mostly what's transferred from server to client using the GET method are ASCII files in a format called HTML (hypertext mark-up language). HTML is closely related to SGML (standard generalized mark-up language), an ISO standard for encoding document structure and format. SGML defines entities called DTDs (document type definitions), which define how the markup tags in a given document are to be interpreted. If you're familiar with the concept of style sheets in modern word processors, a DTD is similar to a style sheet. One difference is that with SGML, you never encode formatting directly in a document. For example, you don't mark a word bold or italic. There must be a tag or style (e.g., or) that a run-time display engine interprets as italic or bold.

HTML is nothing more than an SGML DTD. It has a bunch of tags that define various structural and stylistic characteristics of a document. It's the job of the Web browser to interpret those tags, and to apply the corresponding formatting. In a text-only browser like LYNX you'll see one representation. In a GUI browser like Netscape, you'll see another. Unfortunately, at the current state of HTML evolution, the displays produced by different GUI browsers differ.

HTML began life as a valid SGML DTD. Whether it still conforms is unclear. The problem has been what might be called distributed evolution.

There is no one organization responsible for defining HTML. At one point, the W3C (World Wide Web Consortium) at MIT created a well-documented HTML 2.0 spec, which was valid as of about two years ago. W3C began an HTML 3.0 spec, but pretty much abandoned the effort in the spring of 1995. Now various extensions to HTML 2.0 are being promoted by Microsoft, Netscape, the W3C, and others.

Early HTML was very loose in its specification as to how document layout was to be interpreted. For example, even things as basic as fonts and font sizes were left completely up to the local browser to interpret. That made HTML web-page development difficult, because something that looked OK in Netscape might look poor in some other browser.

One W3C-proposed extension involves the use of word-processor like style sheets, which provide a hierarchical style system that conforming browsers would interpret similarly.

Going beyond format issues, there is the question of interactivity. This is where technologies like Java and Visual Basic Script come in. We'll leave discussion of them to another time.

Hardware watch

If you insist on having the absolute latest and greatest, skip this paragraph. Otherwise . . . A company called Bason Hard Drive Warehouse has some great deals. For example, recently I picked up a 3-GB SCSI drive for less than \$500. The drive is a Seagate 43400N with the following critical specs: 5400 RPM, 10 ms avg. seek, 512K buffer, Fast SCSI-II interface. The catch? It's a 5¼-inch full-height unit. Bason shipped only the bare drive, but a quick GO SEAGATE on CompuServe turned up the required setup information. If you're interested in maximizing bang-for-buck re-disk and tape storage, check out Bason. Everything the company sells comes with the original factory warranty. For more information, contact Bason Hard Drive Warehouse, 20130 Plummer Street., Chatsworth, CA 91311. (800) 238-4453. (818) 727-9054.

Stay in touch: jkh@acm.org.

VIDEO NEWS

continued from page 6

computer's features to the TV. Almost simultaneously, virtually all the major and minor TV brands began exploring various TV/PC combinations.

RCA announced that it was test-marketing the "Genius Theater," a 35-inch TV equipped with a CD-ROM player and a modem for access to the Internet. RCA's top two rivals—Zenith and Magnavox—came along quickly.

Zenith, proclaiming that it probably wasn't too bright to add all computer features to its TVs, announced that it would market a line of net-browsing TVs later this year, based on a technology developed by former members of an Oracle team that had been developing a low-cost "network computer." Zenith's NetVision TVs, in screen sizes 27 inches and larger, will support Internet services including the World Wide Web and e-mail, and will have the capacity to support JAVA terminal applications, Zenith says. The company's trackball remote control or an optional wireless keyboard can be used for navigation.

Magnavox's parent, Philips, was a little more mysterious, revealing that it planned something called MAT—which stands for "multimedia access terminal." It won't exactly be a TV set, but neither will it be a computer. As described, it will be a TV accessory with software for browsing the Internet, and will serve as a videophone and telephone with Caller ID. It will also have jacks to connect it to other products.

Toshiba actually was first in the TV/computer-combo race—it has been marketing "TIMM," which stands for "Toshiba Integrated Multimedia Monitor," for a year or more in limited quantities. With a 20-inch screen, it is priced at \$899, and sales so far have been slow, the company concedes. Its parent company in Japan has introduced a 27-inch version, but for the time being Toshiba has no plans to market it here.

Hitachi plans to top everybody so far with a 60-inch projection TV/combo at the rather breathtaking price

continued on page 68

Audio system integration

A knowledge of impedance matching and an understanding of component spec sheets will help you integrate a high-quality public address system

YOU CAN INTEGRATE A TRULY SATISFACTORY PROFESSIONAL-LEVEL PUBLIC ADDRESS SYSTEM FROM DISCRETE COMPONENTS IF YOU TAKE THE TIME TO UNDERSTAND THE PRINCIPLES OF IMPEDANCE MATCH-

ing and learn the meaning and shortcomings of the manufacturer's specifications data. That information is published in the manufacturer's data sheets and user's manuals.

A knowledge of how to interpret performance ratings and an awareness of what information is not in this data will help you to avoid pitfalls when you purchase or build

your own components. This holds true regardless of the amount of money you intend to spend on those components.

The design concept behind a professional public address system is, not surprisingly, very important to achieving the desired results. The system integrator usually assumes that all of the components that will be included in the system have been tested and will function correctly if all of the manufacturer's stated operating conditions have been met. Unfortunately, even when all of those conditions have been met, your system might not give you the performance you expected.

Figure 1 is a simplified block diagram for a public address system consisting of seven discrete components. If you are doing the systems integration, and are about to install one or more new components, consider all of the possible inputs and outputs. Also take note of all locations where other signals will enter. Prepare a clear plan for achieving the desired performance, and carefully consider all the tradeoffs between cost and quality when purchasing or building your own equipment.

Figure 2 is a block diagram of a multi-component public address system that includes typical values of gains and losses from the microphone or input end to the speaker or output end. This will give you an overall view of the signal gains and losses to be expected.

You can learn a lot about public address systems and how to inte-

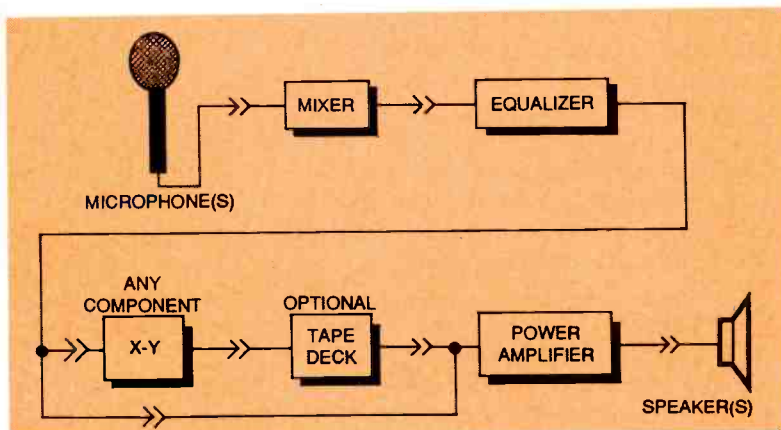


FIG. 1—Generalized block diagram for a professional public address system

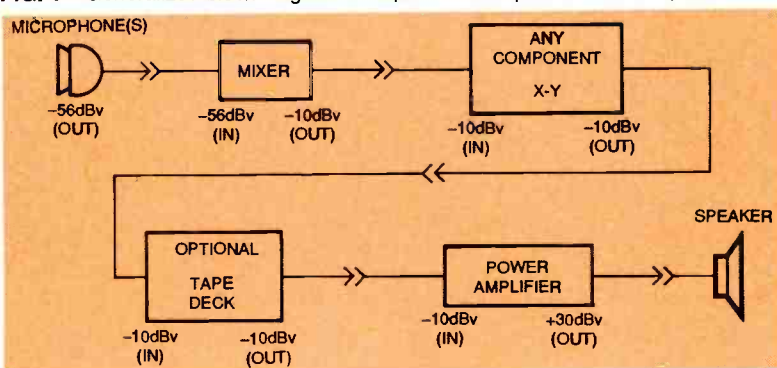


FIG. 2—Block diagram for a public address system showing typical signal levels at each stage.

Table 1. Typical Audio Component Specifications

Input level	-10 dBV
Input impedance	10K ohms
Gain (Input to output)	Unity (no gain)
Output level	-10 dBV
Output impedance	will drive inputs of > 1K ohms
Jacks (inputs and output)	Unbalanced RCA type

grate them successfully by studying the faults or shortcomings of other people's systems. Then you will have a better idea about how to avoid repeating those mistakes in new or updated systems. What causes some public address systems to hum? Why are they noisy? Why is the microphone too soft? What is causing the distortion? These are questions you should ask and attempt to answer. A good place to begin planning any public address system is to start at the individual component level and understand the characteristics and specifications data for those components.

Microphone characteristics

Most of the microphones suitable for professional public address systems are either dynamic or electret-condenser microphones. Dynamic microphones do not require external power. However, electret-condenser microphones must be powered by an internal battery or a "phantom" power supply. The term phantom power supply refers to a technique for supplying power to a system component over wires. In this case, it refers to the transmission of power to the microphone through audio cable.

This can be done if the positive voltage from the power supply is connected to both pin numbers 2 and 3 of an XLR connector through a pair of matched resistors, and the shield is used as the ground connection. The tolerance of the resistors can be as wide as $\pm 20\%$, but the difference between their values must be less than 0.4% for adequate symmetry as well as preventing unwanted DC from flowing between the two signal leads.

This phantom supply can be fed from the mixer or a separate power supply. A phantom supply can provide a voltage for the field-effect transistor

(FET) amplifier typically located in the microphone head. The integration of dynamic microphones can be difficult for the following reasons:

- Dynamic microphones typically have lower output voltages than electret-condenser microphones.
- Dynamic lavalier microphones typically produce lower output voltages than the standard-size units, and electret-condenser lavalier microphones produce higher voltages than the standard versions. The difference between the output levels of these two different kinds of microphones could be as much as 20 dB between their lowest and highest outputs.

Therefore, it is important that the system mixer be capable of handling those voltage differences without causing audible noise, because the preamplifier's gain is being pushed to its limit.

Another serious concern in public address systems is audio noise that can be caused by an impedance mismatch between the microphone and the mixer. Simply stated, a high-impedance microphone should not be connected to a low-impedance input, or the converse of that arrangement. This form of mismatch is called a "global mismatch." In the United States 150 ohms is considered to be

low impedance, but in Japan, for example, 600 ohms is considered to be low impedance.

In public address systems, the optimum solution is to have the output impedance of the microphone match the input impedance of the mixer. It often turns out that the closeness of that match becomes a matter of the time and cost you are willing to invest to obtain the exact match. Bear in mind, however, that some microphones are unbalanced and some are balanced. A balanced microphone is equipped with a three-pin XLR connector and an unbalanced microphone is connected with a two-conductor phone plug. Balanced connectors help to reduce audio noise and pickup.

Make the connection between the microphones and the mixer with two-conductor shielded cable and XLR connectors for the best results.

Table 2. Attenuation Values for The Pad in Fig. 4 (Resistance in ohms)

Loss (dB)	R _a	R _b
0.5	270	180K
1.0	560	82K
2.0	1.1K	43K
4.0	2.2K	22K
8.0	4.3K	10K
16.0	7.5K	3.3K
32.0	9.1K	510K

The next step is to examine the mixer's input stages. Ask yourself these questions:

- Are the inputs balanced?
- What is the impedance of the inputs?
- What input level will the mixer be

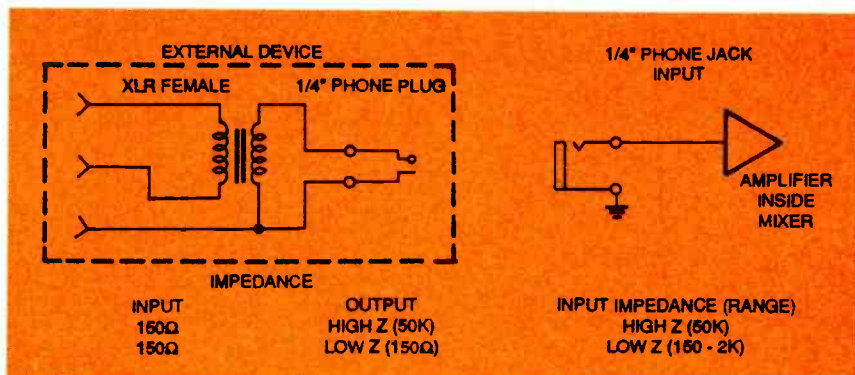


FIG. 3—Examples of unbalanced inputs.

able to handle without overloading?

- What is the maximum gain before audible noise or hiss is heard?

A quality mixer from a reputable manufacturer will perform satisfactorily and you will get satisfactory answers to all of those questions. Figure 3 is a simplified diagram of an external circuit that can compensate for the shortcomings of mixers due to unbalanced inputs. Late model public address systems might include 3.5mm connectors in the same locations where earlier models had 1/4-inch phone connectors. (This substitution was made to save space and cost.)

If you are satisfied that all the shortcomings of the mixer have been corrected, examine the output of the mixer that will feed the next component in the signal processing chain. Because of the many possibilities for components that could be here, it is best to generalize about them rather than to go into specific details about these components.

Table 3. Gain Vs. Resistance for the Gain Circuit in Fig. 6 (Resistance in ohms)

Gain (dB)	R _x
6	100K
9	56K
12	33K
15	22K
18	15K
21	10K

Most consumer or nonprofessional mixer outputs are rated at -10 dBV, and they will drive 1K loads or greater. The output connectors on these mixers are generally RCA-style or 1/4-inch phone jacks. Verify that the jack is one or the other of these. You should know this before you proceed to the next step.

Now you want to know the characteristics of the inputs and outputs of the next component in the chain. The characteristics of the connectors should be determined. If the equipment is designed for consumer audio or semiprofessional applications, it would have specifications that match or are close to those given in Table 1.

If these specifications closely

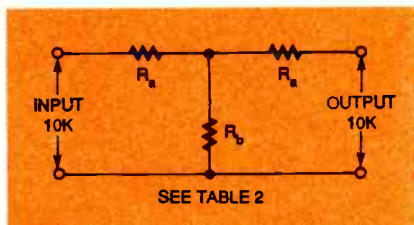


FIG. 4—Fixed resistor network or pad for unbalanced circuits.

approximate those of your components, your system should work well, but if there are significant differences you might encounter problems. Two-to-three decibel differences should not be significant, but five- to 15-decibel differences call for remedial action. At the input, the gain must be boosted either by the component itself or an external device.

Some public address system components such as tape decks, microphone preamplifiers, and wireless transmitters for musical instruments have input gain controls. These controls boost or attenuate signal levels, depending on their design. If the audio level is excessive, the values of a network of fixed resistors (pad) or an attenuator can be calculated and the pad or attenuator can be inserted across the input terminals, as in Fig. 4.

Table 2 relates loss in decibels to the values of resistors R_a and R_b. Remember that pads can be put in series to obtain exact attenuation values. Figure 5 is the schematic for a simple variable pad consisting of a 10K audio-tapered potentiometer. This potentiometer will permit you to

adjust attenuation to suit your listening requirements.

On the other hand, if you want to boost the input level, gain is needed. This is not as easy to do because a gain circuit is required. Figure 6 is a schematic diagram for a suitable gain circuit based on a low-cost, general purpose operational amplifier. It can be an industry-standard 741, a National Semiconductor LF351 or a Texas Instruments TL071, for example. Table 3 lists the values of gain obtainable with different settings on potentiometer R2's wiper.

To obtain maximum performance from your public address system, all signal levels should be equal. If the signal level is too low, you are likely to hear noise and hiss, but if the signal level is excessive, the result will be overdriving and distortion. If hiss and noise are so low that you can't hear them, it might not be worth your time and money to make any improvements. But if you or those with more acute hearing can hear the hiss and noise, you must eliminate the cause.

Simple test equipment that you could build such as signal generators, AC voltmeters, and distortion analyzers, will permit you to make the diagnostic measurements on your system. The output of these instruments will be fed to the power amplifier at the end of the equipment chain just before the speaker or speakers. The steps that were taken with the components will also be necessary with any of these instruments in place.

Table 4. Typical Public Address System Component Specification

1. Frequency response:	±20 dB, 20Hz-20 kHz
2. Distortion:	< 0.001%
3. Input level (nominal):	-10 dBV
4. Maximum input level (before clipping):	+10 dBV
5. Input connector(s):	1/4-inch phone jack & female XLR
6. Input impedance:	10 kilohms (line)
7. Gain:	20 dB
8. Noise:	-90 dB below rated output
9. Output level (nominal):	+4 dBm
10. Output load:	>600 ohms
11. Output connector:	Male XLR
12. Power requirements:	120 or 220 VAC, 50/60 Hz
13. Power Consumption:	< 4 watts
14. Dimensions:	13.25 X 7.25 X 3.50 inches

Getting what you pay for

If you have purchased quality audio components from a reputable manufacturer, you can assume that they include high quality circuitry. You can also expect that a lot of attention was given to signal-to-noise ratio, total harmonic distortion, (THD) frequency response, "headroom," input clipping level, and other performance parameters.

This data is generally published in the manufacturers' data sheets or owner's manuals. You can find many references that will help you to understand the meaning of the published data. To familiarize yourself with what to expect, refer to Table 4, a generalized specification for many typical audio components.

Be warned! Not all data sheets are organized the same way. The organization of these sheets might have been set up years ago when audio products contained vacuum-tubes and they have been carried over to the solid-state era. The following comments will help you to understand the significance and importance of each of the specification values listed:

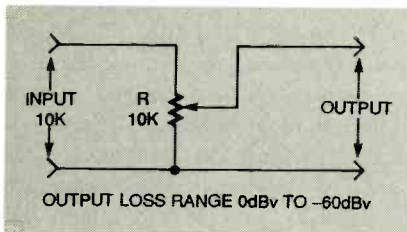


FIG. 5—Variable pad for a public address system.

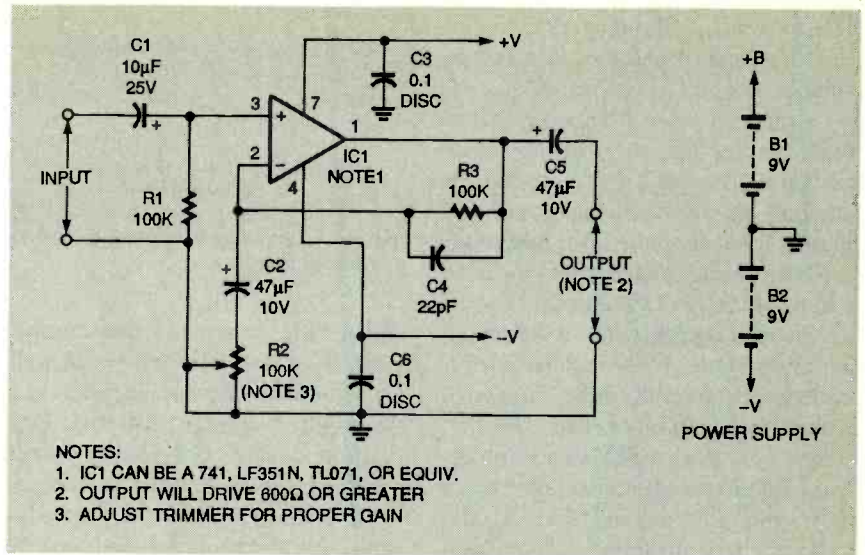


FIG. 6—Signal boost circuit based on an operational amplifier.

1. A frequency response is stated, but no indication is given that filters were in place during the test procedure. This information can be very important in your end-use application because if the filters were not included in your system, the frequency response can differ significantly from that of a system with filters.

2. The distortion percentage is given, but it is not accompanied by the frequency at which this measurement was made. If the equipment contains transformers, this frequency would be very important because distortion varies with frequency.

3. The input level specification states the signal input level that the device is designed to accept. You should know this value so that you do not overdrive

the unit. The modifier "nominal" refers to the unit's normal operating level. Do not exceed this value if you expect the unit to function properly.

4. The maximum input level is a limiting value beyond which the unit will not perform properly. The output could be distorted or even fail if this limit is exceeded.

5. Before purchasing an audio component, it is helpful to know what connectors have been installed. If these are not compatible with connectors on the other components that you own, you will probably have to purchase adapters or new cables.

6. The value of input impedance is important because it tells you about the conditions that must be met to drive the component properly. If this value is not given you might have to measure it with a test instrument.

7. The value of gain given gives you an indication of the unit's amplification capability. It will indicate the gain available for the next component in the chain, or if it will overdrive the next unit.

8. The noise rating is particularly important if you will be recording with your system. Too much noise will result in a poor recording. Moreover, if you plan to listen to music with a wide tonal range or voice, the presence of noise will detract from the performance. Were filters in place when the measurements were made?

9. The output level is an indication

continued on page 82

!!! Wanted !!!

We are one of the greatest manufacturers of electronic kits and modules in Europe and we are looking for dynamic

AGENTS

to represent our products in the U.S.A.

You are a businessman with good relations to electronic traders in the States ?

So why don't you contact :

Kemo Electronic
 Leher Landstr.20 27607 Langen Germany
 Phone : 0049-4743-1527 Fax : -6002

Optics and optical experiments

Use lenses, defraction gratings and mirrors to discover new ways to have fun and learn more about lasers and their properties.

THE SINGLE MOST FASCINATING AND USEFUL CHARACTERISTIC OF LASER LIGHT IS PROBABLY COLLIMATION—THE CONCENTRATION OF ITS MONOCHROMATIC LIGHT INTO A TIGHT PENCIL BEAM. FREQUENTLY,

however, this is the very characteristic that needs to be enhanced or defeated to make an experiment or device work. This is where various optical elements come into play. Let's take a look at some of these components individually and examine their capabilities.

Lenses are vital

There are two basic varieties of lenses that are used in laser applications; convex or positive, and concave or negative. They can be either single sided or double sided, (see Fig. 1). Each type has its own special purpose and a particular effect when used as a part of an optical system. Whether single or double, all convex lenses condense light. Concave lenses, on the other hand, spread or diffuse, a beam of light, increasing its area of coverage, but decreasing its intensity.

These properties are important. Especially so, in future columns, when we get to holograms or 3-D pictures. Combinations of both types of lenses are needed to control the light in a variety of experiments. For example, you might start out by using a concave lens to spread the laser beam. Following this a convex lens might be introduced to limit the amount of spread. All in all, an

optical lens is one of the most important optical components you will use with lasers. It is a good idea keep several of each type on hand. The source list provides names and addresses of companies that handle optics. The lenses you buy can be either plastic or glass. Some surplus dealers sell individual elements by the bag. Each bag usually holds a number of lenses of both types.

Surplus lenses are generally seconds, but, a few edge chips, or surface blemishes, rarely affect their performance at for our applications.

WARNING!!!

This article deals with and involves subject matter and the use of materials and substances that may be hazardous to health and life. Do not attempt to implement or use the information contained herein unless you are experienced and skilled with respect to such subject matter, materials and substances. Neither the publisher nor the author make any representations as for the completeness or the accuracy of the information contained herein and disclaim any liability for damages or injuries, whether caused by or arising from the lack of completeness, inaccuracies of the information, misinterpretations of the directions, misapplication of the information or otherwise.

Another good source for lenses is old or damaged cameras. Their lenses can usually be disassembled, and will often provide four or five elements of different styles.

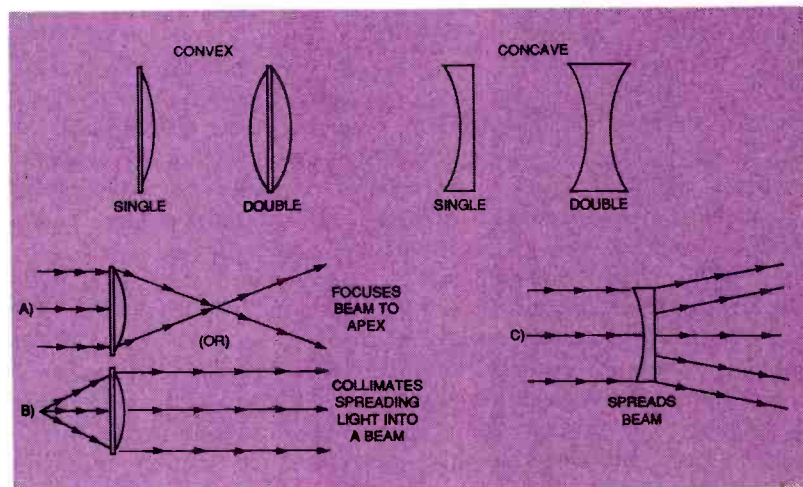


FIG. 1—CONVEX AND CONCAVE LENSES come in both single and double configurations. a—Collimated laser beam into a convex lens produces a focused beam at the focal point of the lens. b—A spreading beam into a convex lens collimates the light. c—Collimated laser beam into a concave lens causes the beam to spread.

Specialized lenses

Fresnels and diffraction gratings are specialized lenses, or more accurately, a composite of specialized lenses. The Fresnel consists of a series of concentric convex elements, eventually terminating in the center. They are readily available in everything from full-page magnifiers, found in the office supply section of discount stores, to laboratory-grade devices. The price is probably the best guide to their quality. Five dollars will usually buy you a good quality specimen for experimenting.

Diffraction gratings are made from either glass or plastic, and are a composite of very small parallel prisms, usually numbering 1500 to 2000 lines per millimeter. When a beam of light strikes their surface it is broken up into a spectrum by each of the mini prisms, which produces a stunning effect. While there are some very valid scientific applications for diffraction gratings, their cost, around \$100 for a 2 inch square, makes them extravagant items for the experimenter. Edmund Scientific sells experimenter-grade replica gratings for a little as \$10.75. Refer to their catalog for details. If available, however, working with them can be a highly entertaining experience.

Mirrors and reflective surfaces

Mirrors come in two varieties; rear surface, where the metallic coating is placed on the back of the glass, and front or first surface, where the coating is on the front of the glass. Rear surface mirrors are the most common as they are the most durable of the two. The metal reflective coating is quite fragile and when it is on the front, is easily scratched or rubbed off.

While ordinary rear-coated mirrors are very useful in many experiments, they do have a major drawback—they are going to reflect two separate laser beams. The metalized back surface of the glass sheet will return the most powerful beam, but a weaker secondary beam will emanate from the front glass of the mirror. Often, this is not a problem, but when it is, the only solution is to use a front-surface mirror that reflects only one image.

Mirrors are easy to find. Ordinary

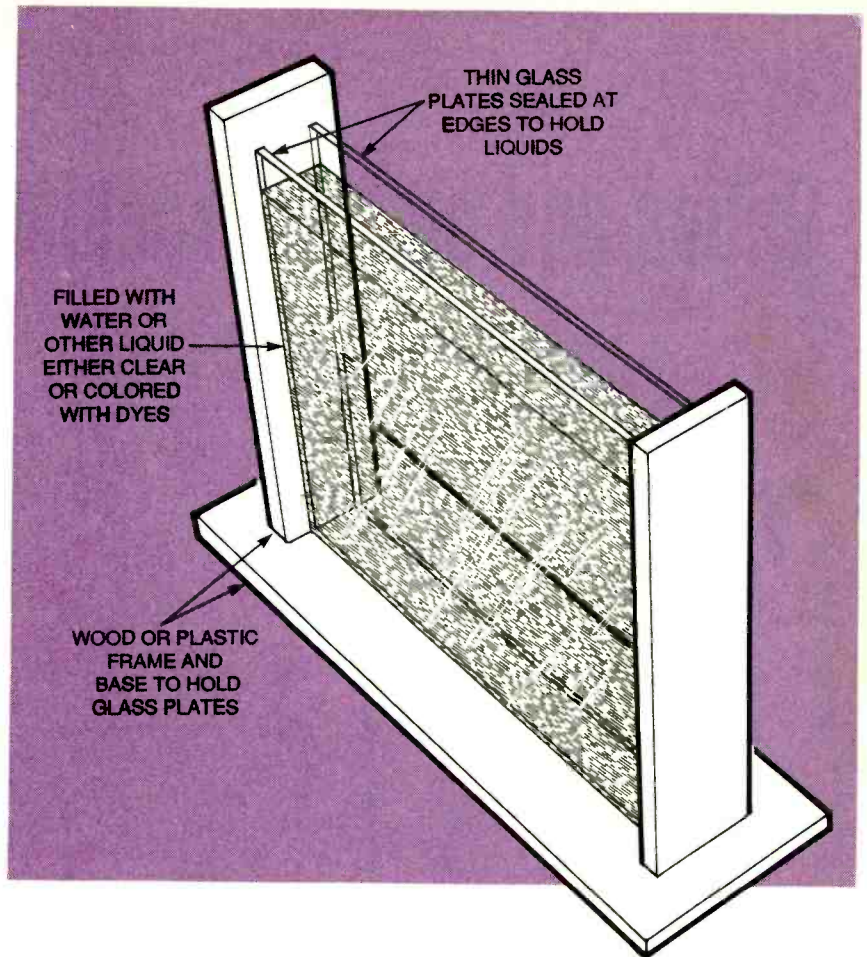


FIG. 2—HOME-MADE LIQUID FILTERS are easy to make. Follow this illustration carefully. Silicon aquarium cement forms a good liquid-proof seal.

rear-surface mirrors are found in discount stores, drug stores, home decorating centers, as well as building and construction supply outlets. The thinner ones are easily cut with a glass cutter. This does take some practice, especially if you have no previous experience working with glass. Go slow, work carefully, and remember that glass edges can result in some nasty cuts. Wear goggles and gloves when working with glass.

Front surface mirrors are harder to find. Many of the companies in the source list, especially surplus dealers, carry them regularly. Hobby shops, toy stores, photographic parts suppliers, old cameras, slide, movie, or overhead projectors can all be fruitful sources of front-surface mirrors. Metalized mylar, and chrome plated or polished sheet metal, while not of exceptional quality, are readily available, inexpensive, and useful substi-

tutes for glass front-surface mirrors.

Once you have the mirrors you need it's time to put them to work. The primary purpose of mirrors and other reflective surfaces is to maneuver the laser beam in a direction other than where it is aimed—to change the direction of the laser beam. In addition to being valuable for the demonstrations and experiments you might set up on an "optical bench", it is easy to see how this principle would be vital in fence perimeter alarms, or bouncing the beam back and forth across a room.

If you add an electric motor to move your mirrors, you'll discover some interesting effects. Try aiming the laser beam first into one revolving mirror and then another. Mirror balls make a really entertaining target.

Prisms and beam splitters

When a beam of white light is

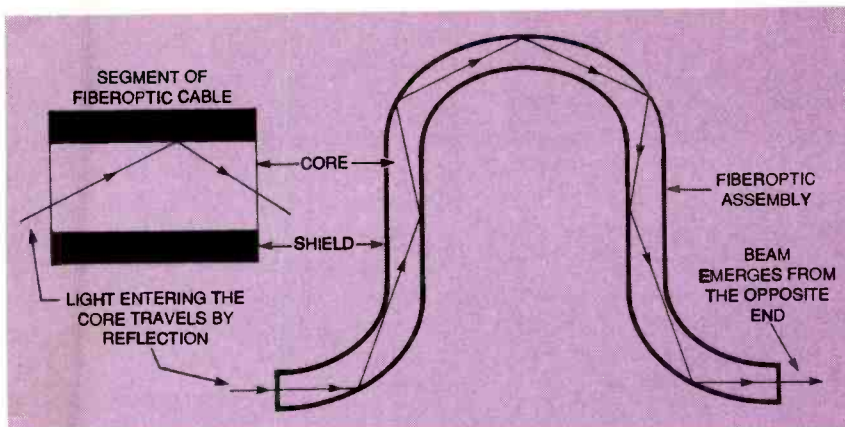


FIG. 3—LIGHT TRAVELS THROUGH A FIBEROPTIC CABLE in a series of straight lines. As each line reaches a surface of the cable it reflects inward and down the cable until the beam finally emerges from the opposite end.

directed at a triangular prism, the light that exits is segmented into all of the individual visible light colors between infrared and ultraviolet. In theory, and by nature, laser light is coherent and monochromatic. In reality, lasers also do emit the entire spectrum, even though one color, or frequency is predominant. Therefore a laser beam directed into a prism will also segment into the full visible light spectrum, with the strongest section being at the spectral location of the primary color. With most He-Ne lasers this will obviously be a section of the red division.

Prisms have many applications when you are conducting optical experiments. Beam splitters are devices that direct part of the light one way, and the rest another. The ratio of this division depends on the type of splitter used and how it is constructed. One simple variety uses the partial mirror principle in which the rear surface is not fully coated. Another method is to place two triangular prisms hypotenuse to hypotenuse. If a right angle or penta-prism is introduced, the beam can be redirected in much the same way as with a mirror, but with virtually no distortion.

The ratio here will depend on the size and shape of the individual prisms. If they are identical the split will be 50 percent each way. If they are different, more light will go in one direction than the other. The most significant benefit of being able to split the beam in two is that you can conduct two different demonstrations or experiments at the same time.

Filters and polarizers

Another optical method for controlling the laser beam calls for using filters. These devices come in a multitude of varieties and purposes. The two most useful filters are single color and white-light inhibitors. The first group are made as red, green, blue, yellow, orange, etc. Generally, they pass only light of their own color and reject all other light. As you saw while building your receivers, this rejection property helps eliminate background noise produced by ambient light. Other dedicated filters control infrared and ultraviolet. Neutral-density filters have no effect on the color of the light but do regulate the amount of

light that passes through them. Dichroic filters allow only one specific frequency of the spectrum through while rejecting all others. Polarizers or polar screens, are marvels in themselves.

If we align the light waves in only one direction by passing the beam through a polarizer the beam is polarized. When a second polarizing element is placed in front of the first and its polarization is aligned with the first element, both filters are passing light on the same predetermined plane. As long as those planes remain aligned, all of the light will pass through both filters. If you rotate one of the polar screens, the planes fall out of phase and light transmission decreases. When the planes are at 90 degrees to each other, all light is blocked by the second filter. This is theoretical and some tiny fraction of the beam will always pass through, but it is easy to see how effective the polarizer is as a light intensity control. Again, refer to the source list, visit photo suppliers and hobby shops, to locate sources of filters.

Another quite satisfactory resource is clear packaging material or colored gels that come with children's toys and art kits. They are made of glass, plastic, gel stock. You can make your own from a thin waterproof tank and food coloring dyes. Figure 2 shows all the details of a filter you can make.

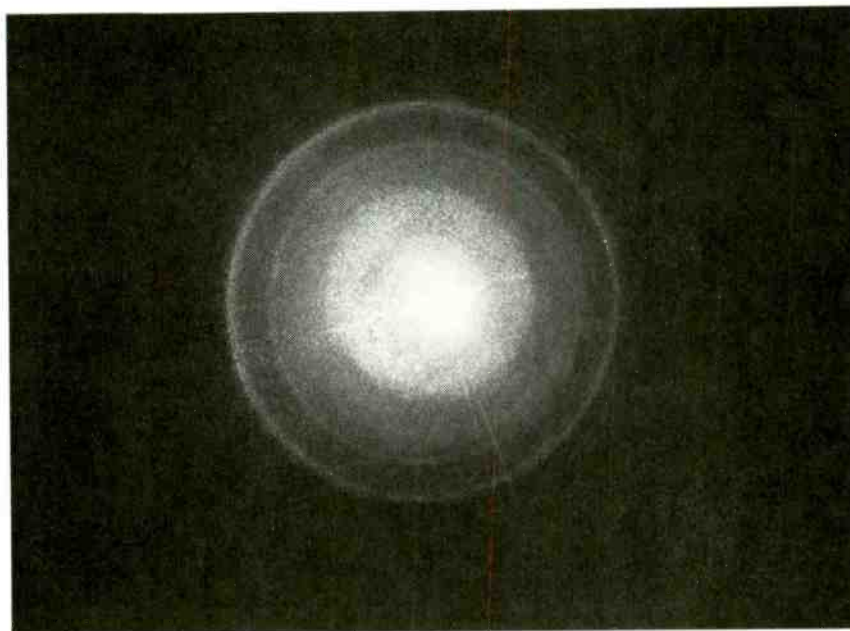


FIG. 4—THIS IS THE HALO EFFECT of laser light. When you duplicate this experiment you will see that each of the bands is a different color.

Light guides and fiber optics

One property of light that all laser experimenters must remember is that light waves or rays or beams do not curve. They only travel in a straight line. This characteristic is the reason why light is easy to redirect. You can change the direction of a laser beam by simply reflecting it off some surface. Also, it contributes to the crisp focusing of light that is not nearly as pronounced in other forms of electromagnetic energy, such as radio or sound. When it is necessary to bend a beam of light, a light guide or fiber optics can handle this task.

Many materials have the ability, through internal reflection, to bend light rays (see Fig. 3). These materials include glass, plastic, and even water. They appear to be function most efficiently when they are formed into round shapes (rods or thin fibers). Again, referring to Fig. 3, the most common type of fiber optic devices uses internal reflection to bounce the

end of the assembly, it will follow the shape of the cable, and emerge from the other end, with very little intensity loss. You can make your own home-brew devices from glass and plastic rods that you wrap with black plastic tape, as a shield to keep the light from escaping from the sides. Both materials can be shaped with the aid of diffused heat, but once set, neither one is flexible.

To demonstrate the principle using water as the light conductor, fill a length of rubber tubing or a piece of ordinary garden hose with water. Then aim the laser beam into one end. The light will pass through the water and emerge from the opposite end.

Another method used to obtain the same result revolves around a core that is, for lack of a better description, "spun" into a composite of convex lenses. In this arrangement, the light is constantly being focused towards the center of the core, and follows the shape in that fashion. While useful,

laser light for use as optical scalpels. New ideas emerge every day.

The communications industry has put them to use in ultra quiet data links that carry, not only voice conversations, but, also, television and computer signals. Commercially, fiber optics have appeared as everything from "gooseneck" flashlights to decorative lamps that shimmer when touched. But, to date, one of the most efficient, and practical partnerships has been between the fiber optic and the laser.

The best bet for finding fiber-optic materials is to check through the source list. Surplus suppliers will be especially valuable. Occasionally, suitable experimental stock can be found in hobby shops or optical or physics kits sold for children and students.

Non-reflective surfaces

A few quick notes regarding the properties of non-reflective surfaces. Any material that tends to absorb, or diffuse the beam is considered non-reflective, and can reveal some unique characteristics of laser light. As previously mentioned, although the laser beam is coherent, it still contains all the other colors in the visible light spectrum, in very small quantities. This can be illustrated by observing the "halo" effect that surrounds the pin point spot of light (see photo in Fig. 4). Note, the circular bands of weak light that ripple out from the center; each is a different color as you will see when you try this experiment.

To set up for this demonstration use a sheet of frosted plastic as the non-reflective surface. Arrange the sheet in a "rear projection" position so the laser points at one side and you are able to look at the other side.

Another interesting property of laser light is speckling. Due to the extreme precision of the beam, and the unevenness of most surfaces, especially those made of non-reflective or semi-reflective materials, what appears to be speckles of light surround the spot (see the photo in Fig. 5). In actuality, this is a sub-reflection of the beam. This type of surface absorbs and stops the light at the end of an optical bench or other experiment or demonstration. It limits the laser beam to its intended are. **EN**

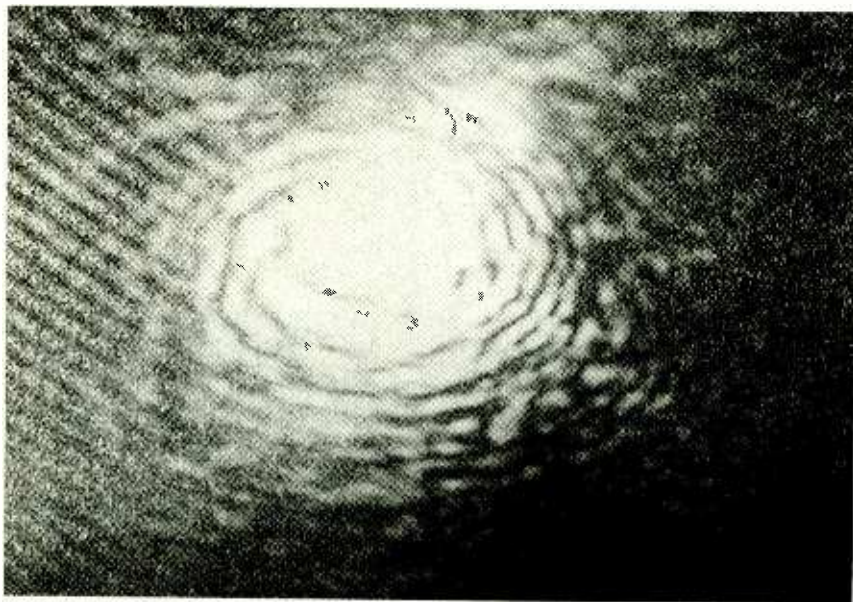


FIG. 5—SPECKLING EFFECT OF LASER LIGHT results when you project the beam on a non-reflective surface. Note the flecks of light around the center. This also reveals the surface terrain of the illuminated object.

light from side to side, down the length of the cable. The solid core, sometimes in actuality a bundle of small fibers, is surrounded by a jacket or shield that keeps external light from entering the fibers. The exposed ends are polished, and sometimes fitted with connectors.

When a laser beam is fed into one

and entertaining on the optical bench, the practical applications of light guides are astounding. They have been used by doctors to illuminate areas hard to reach places, to act as extended lenses to explore internally without surgery, to treat heart and eye diseases when used in conjunction with high-power lasers, that pinpoint

AN AUDIO COMPRESSOR IS AN ESSENTIAL tool for audio processing and it is commonly found in recording studios. Most recording studios have a selection of compressors, each chosen for some specialized feature or nuance. Your home may not be a professional recording studio, but you do need our Stereo Compressor, so read on.

As the device's name implies, the Stereo Compressor compresses or limits the dynamic range of an audio signal. (Make sure you read the sidebar *How Compressors Work*.) In a recording studio, compressed audio prevents tape-recorder overload during loud passages without losing quiet passages in the noise floor (hiss). Before compressors were invented, the recording engineer would ride the gain by manually adjusting the signal level. Compressors are commonly used to record vocalists and acoustic instruments, especially those that have large dynamic ranges. Compressed audio can also be used to create artificial effects while recording, such as increasing the apparent sustain of an instrument or completely squashing the level of a signal. We will learn how to accomplish these audio effects later.

Compressors can also be abused. Have you ever wondered why TV commercials sound louder than regular TV programming? Well, the producer of the offending TV commercial has used a large amount of compression on the audio tracks and then boosts the gain to just below distortion level. The end result is an apparent increase in loudness to the listener. This works because modern TVs and home theaters have a large dynamic range for the audio signal.

Film and TV producers take advantage of the dynamic range available to them by recording normal conversation and background sounds 6 to 12 dB below the maximum signal level. Then for dramatic effect, music and sound effects such as explosions can be that much louder than the dialogue track. This is very noticeable when watching

BUILD THIS Stereo Compressor

Designed to lower the audio blasting that goes with TV-commercials, the unit also serves as a studio sound manipulator!

JULES RYCKEBUSCH

a movie on a high-fidelity video tape recorder. In fact, for late-night viewing, when you are *trying* to be quiet, you have to turn the TV up just to hear the dialogue and then quickly turn it down when the car chase scene comes crashing into your living room. But, with the Stereo Compressor, you don't need to constantly ride the gain. It will automatically do that for you!

When you patch the Stereo Compressor between your hi-fi VCR and your stereo sound sys-

tem, you can enjoy listening to movies late at night in full fidelity, at low volume, without being blasted out of your chair when Rambo raids your living room. You can also use the unit to prevent tape (recording) overload while making home audio recordings.

How it is done

The block diagram of the Stereo Compressor is shown in Fig 1. The input signal is fed to a voltage-controlled amplifier

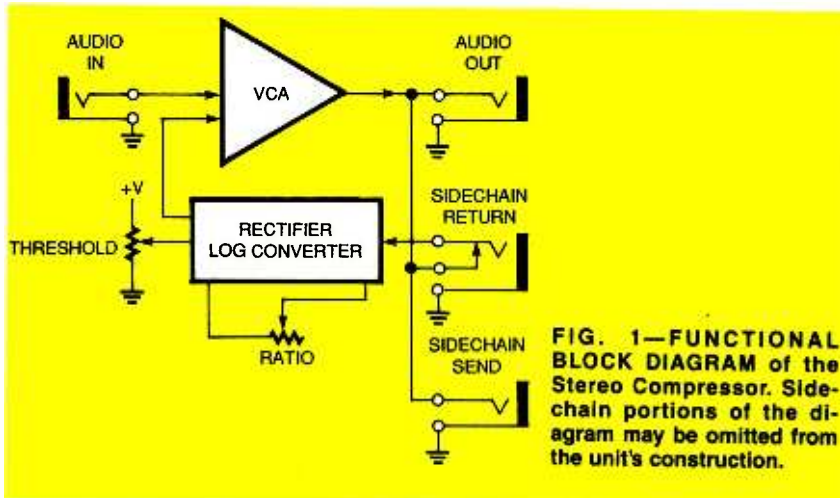


FIG. 1—FUNCTIONAL BLOCK DIAGRAM of the Stereo Compressor. Side-chain portions of the diagram may be omitted from the unit's construction.

(VCA) that has a nominal gain of unity. Some of the output signal is fed to a precision rectifier followed by a logarithmic converter circuit. The output of this block is a DC voltage proportional to the log of the average level of the input signal. By sending some of this DC control voltage to the VCA we automatically reduce the gain of the VCA when the input signal exceeds a user-determined threshold level. It is important to note that we determine the signal level after the VCA and not before. This allows the output level to increase and sound normal, but not increase as much as the input signal does. By varying the amount of feedback we adjust the compression ratio, which in conjunction with the THRESH control, determines the operating characteristics of the compressor.

The optional *sidechain* jacks permit external processing of the audio signal or substituting a completely different audio signal as the control signal. This add-on circuitry lets the user experiment and achieve some useful audio effects.

How it works

Figure 2 is the schematic diagram of the Stereo Compressor. The device has two independent channels of compression, right and left. The heart of the circuit is the SSM2120 dual dynamic range processor integrated circuit IC3. The SSM2120 features two complete dynamic range pro-

cessors. Each one consists of a voltage-control amplifier, a logarithmic converter, and a precision rectifier. The chip also features a dynamic range of 100 dB at only .01-percent total harmonic distortion at +10 dB input. The remainder of the Stereo Compressor circuit consists of input and output buffers, the control circuitry and the comparator.

Since the electronics for both channels is identical, we will look at the right channel in detail. The input audio signal from J1 goes to an inverting buffer circuit consisting of R40 and R44 and IC1-b. Its output signal (IC1-b, pin 7) is coupled to the signal input on IC3, pin 8, via C4, which blocks any DC component of the input signal. The SSM2120 chip is actually looking for a current input source, and R43 provides the proper amount of current to the chip. The RC filter formed by C8 and R18 eliminates any stray RF interference.

The output signal from the internal VCA of IC3 (pin 4) is actually a current signal. It is restored to a voltage signal by current-to-voltage converter IC1-a and its feedback resistor R46. The signal from IC1-a, pin 1 is routed to output stage amplifier IC5-a via R34. The output signal from IC5-a, pin 1, is coupled via R35 and C9 to jack J3. OUTPUT potentiometer R55 lets you adjust the unit's gain.

The output signal is also sent to the rectifier input (IC3, pin 9) via R36 and C7 either directly,

or via the optional side-chain jack circuitry including R50. The side-chain jacks consist of a standard 1/4-inch open-circuit out phone jack (J7) and a 1/4-inch IN phone jack (J8) with a normally-closed switch built into them. These jacks form a normalized patch point for additional audio processing. With nothing plugged into J8, the signal path is uninterrupted. By inserting a phone plug into the side-chain IN jack (J8), the normal signal path is broken and either the processed original signal is sent to the rectifier input, or a completely different (new) signal is sent to the rectifier input. We will later see how to use this feature for some really powerful audio processing.

But first, the control side of the house. Resistor R22 provides a reference current to the log-averaging circuit within IC3 via pin 2. It also forms an RC timing circuit with C5. This RC circuit determines the response time for the compressor. The time constant is set so that the compressor will respond rapidly without distorting.

Potentiometer R51 along with other resistors, develops the threshold level signal. The voltage from the wiper of R51 is sent to the threshold input of IC3 (pin 1) via R42. Another resistor R41 across the threshold pin 1 and the control output pin 3 establishes the internal gain of the control stage. The control output signal from pin 3 goes to a voltage-divider network centered around potentiometer R53 then to the inverting VCA input of IC3 (pin 7). A positive voltage on this input reduces the VCA gain, which is what we need to make the compressor work. Note that both the inverting and non-inverting control inputs (pins 5 and 7) are tied to ground via R5 and R7. The control inputs must remain close to ground potential for proper operation. A 6-millivolt change in voltage at these control pins causes a 1 dB change in VCA output. Diodes D6 and D7 ensure a unipolar control voltage. Potentiometer R53 is the compression RATIO control. It gives

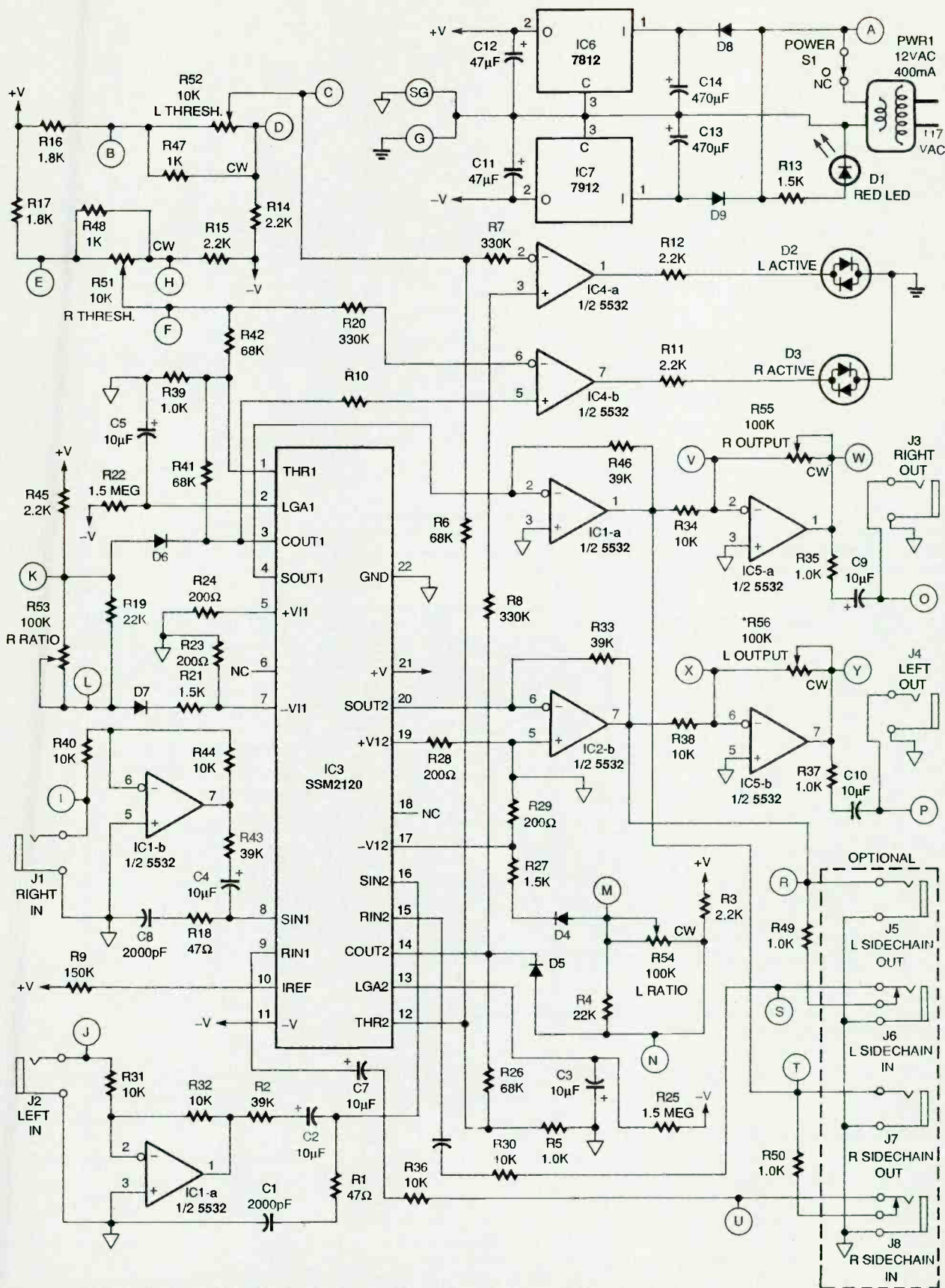


FIG. 2—SCHEMATIC DIAGRAM for the Stereo Compressor. When the sidechain jacks are included, the unit is designated as the Stereo version by PAiA. The Home Theatre version eliminates the jacks.

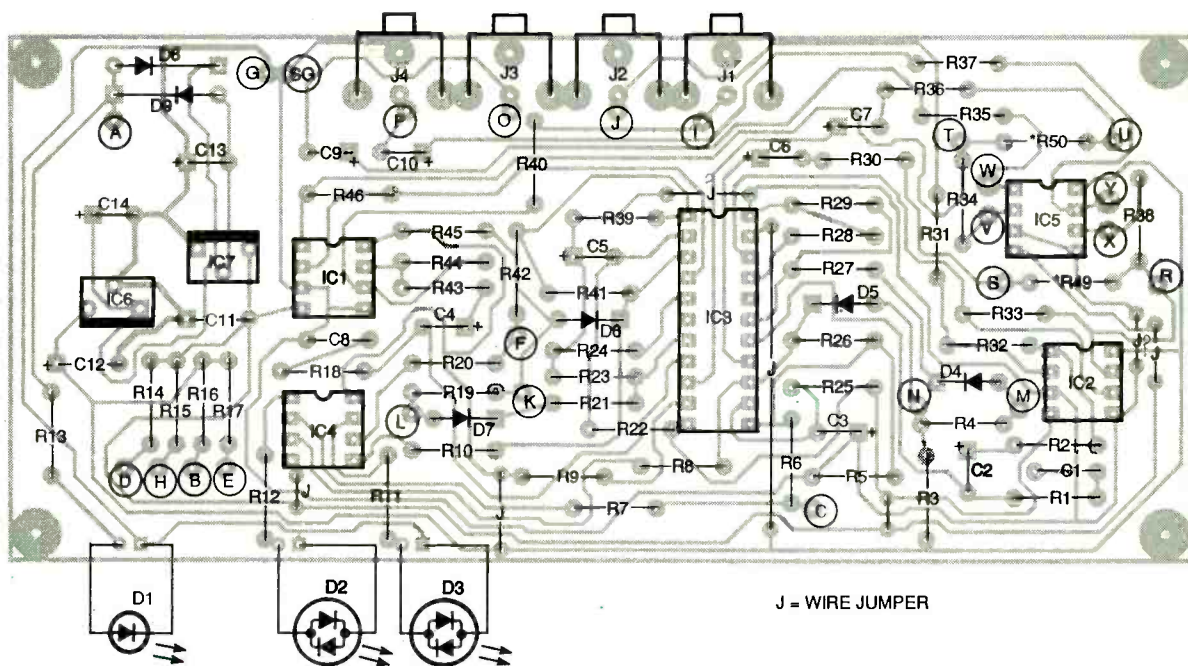



FIG. 3—PARTS PLACEMENT on the PAiA PC board. The silk-screen markings on the board provide an additional assist for the assembler. Resistors R49 and R50 are shown in place for the Home Theatre version. The studio version of the Stereo Compressor has these resistors mounted on jack terminals.



BOTTOM VIEW of the PC board, shown same size, details the foil pattern home-brew experimenters must assemble.

an adjustable compression ratio of 2 to 1, all the way to about 25 to 1.

The last portion of the circuit is the comparator formed by IC4-b, two input resistors R10 and R20, a bicolor light-emitting diode LED3, and current limiting R11 for the light-emitting diode D1. Notice that op-amp IC4-b is a comparator. Normally it is unwise to use an op-amp for this purpose because the output stage saturates,

which will slow down the comparator's response time. (Note: D1 through D3 are light-emitting diodes or LEDs. This symbol identification code was used in this story in order to agree with PAiAs kit symbolism.) In this instance, we need to get an output that changes from one supply rail to the other. This makes dual-LED interfacing very simple. Along with being an excellent audio op-amp, the NE5532 functions well as a

comparator in this application.

The power supply circuit consists of an externally connected Wall-Wart 12-volt AC transformer PWR1 and associated diodes and capacitors. (See top-right corner of Fig. 2.) One side of the 12-volt AC line is tied to ground and the hot side goes to half-wave rectifiers D8 and D9. These diodes deliver bipolar, unfiltered DC, and each supply is filtered by electrolytic capaci-

Continued on page 72

NEW WINDOWS 95 KEYBOARD

**Does your new keyboard have
three keys too many?
Find out what
they're for!**



TJ BYERS

MOST OF US EXPECTED WINDOWS 95 to make changes in the way we work, but how many knew just how far these changes would take us. In addition to wrestling with a new desktop interface and 32-bit applications that don't look anything like their Windows 3.1 counterparts, there's Windows 95-specific hardware to learn about, too.

One of the latest, and most interesting, peripherals is the Windows 95 keyboard. Sometimes called a 104-key enhanced keyboard, this new keyboard has three keys dedicated to faster Windows 95 operations. For example, pressing one of these new keys can launch an application or bring up the Start menu. Even if you're not a Windows 95 user, you can program these new keys to jiggle your Windows 3.1 and DOS applications.

The new keys

The three new keys are two "Windows" keys located between the Alt and Ctrl keys on both sides of the space bar and an "Application" key sandwiched between the new right Windows key and its companion Ctrl key (Fig. 1).

A major complaint about Windows 95 is that it requires a fair amount of "mousing around"

before you can start even the simplest task. Sure, you can use the Explorer or create a Shortcut group, but they still require a mouse. By the end of the day your fingers will probably ache and maybe your wrist will swell.

Fortunately, the Windows 95 keyboard can put all that behind you. When used in combination with other keys, the Windows keys can lighten your workload in two ways. First, and foremost, you can use the Windows keys in conjunction with other keys to cut through a lot of Windows 95 red tape (See Table 1). Alternatively, you can use the Windows keys to open the Start menu, from which you can either mouse around to your heart's content, or let your fingers do the walking with the cursor keys.

In addition to the two Windows shortcut keys, there is a new Application key. Calling the third key an Application key is something of a misnomer, though, because it doesn't really start any application. Instead, it's a special key that's programmable by an application to do application-specific tasks, such as opening a spreadsheet. However, programs that use the Application key don't really exist as yet, which is why this key is reserved for future use. If you're like me, though, you can't resist pressing it. Well, help yourself. You'll soon discover that the only thing it does is display the current application's context menu—maybe. This is definitely a key in search of a job. Fortunately, you can download

TABLE 1—WINDOWS-KEY COMBINATIONS

Key Combination	Action Taken
Windows	Clicks Start Button
Windows + R	Run dialog box
Windows + TAB	Activates the next Taskbar button
Windows + F	Find document
Windows + Ctrl + F	Find computer
Windows + E	Exploring - My Computer
Windows + F1	Displays the popup menu of selected object
Windows + Pause (Break)	Displays System Properties
Windows + Cursor (arrow) key	Moves cursor halfway to edge of screen
Windows + M	Minimize all
Shift + Windows + M	Undo minimize all



FIG. 1—AT FIRST GLANCE, a Windows 95 keyboard looks like any other. Maxi Switch's Nova 9500W, pictured here, is a Windows 95 keyboard that lists for \$49.95 — which means you should be able to buy it for about \$35 on the street.

shareware from the *Electronics Now* BBS (516-293-2283) that puts this key to good use.

Advancing the technology

You'd be surprised what a difference three little keys make. While the Windows shortcuts may be reason enough to entice you to buy a new Windows 95 keyboard, you should know by now that most vendors are nev-

er content with plain vanilla if they can sell you mocha fudge ripple. Consequently, several keyboard manufacturers are using these extra keys as an excuse to promote their new keyboard technologies—technologies that will reap benefits for users and vendors, alike, but heretofore have found little acceptance except in a few niche markets.

An improvement that many users find valuable is the addition of a large, Backspace key. Located on the left side of a split spacebar (Fig. 2), this new key makes corrections and backspacing faster and easier because accessing it requires less hand movement. Even though this key is found only on 105-key Windows 95 keyboards, it isn't Windows 95 specific. It will work with any Windows or any DOS program just like your conventional backspace key now does.

Custom programming

Shortcuts for Windows 95 aside, a few clever keyboard vendors have discovered a way to make the new Windows and Application keys useful for the Windows 3.1 and DOS user. Using special software drivers, you can program these keys to create custom macros or launch applications.

I first saw these features in an Alps GlidePoint Keyboard. The software included with the keyboard lets you define the function of the split spacebar. It also

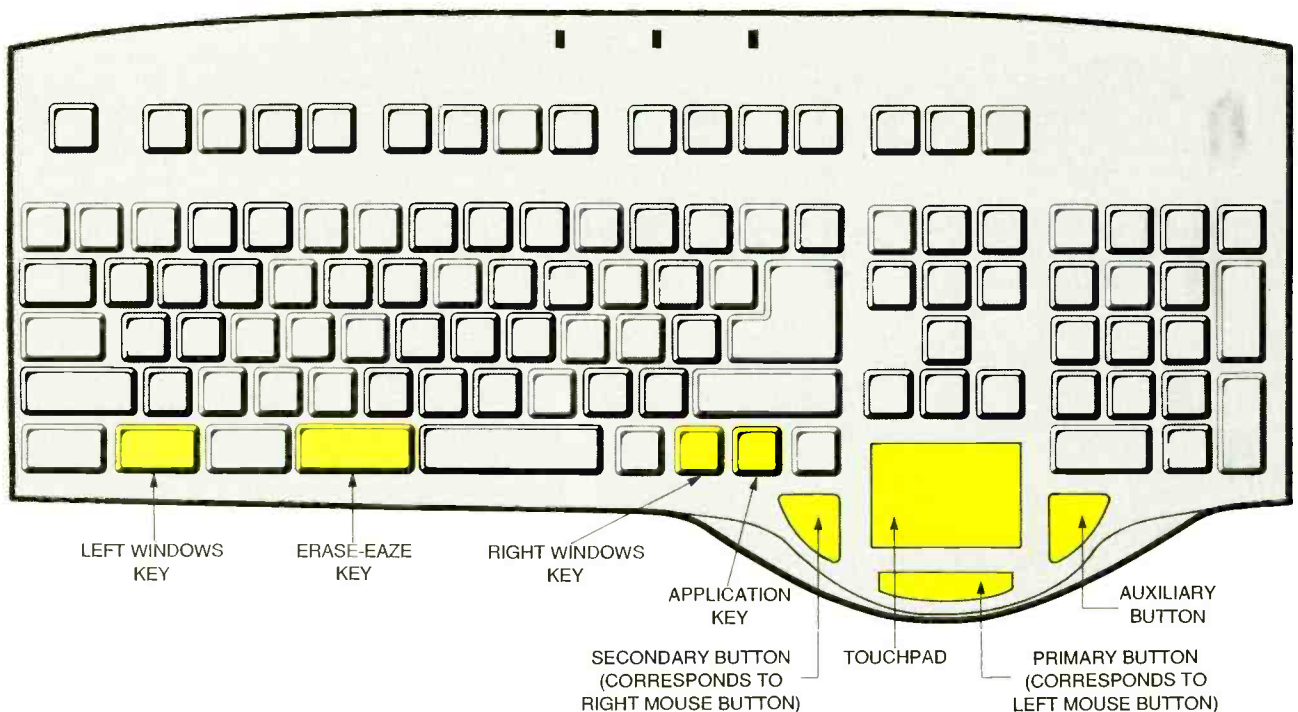


FIG. 2—THE WINDOWS 95 KEYBOARD has three new keys: two Windows keys, one left and one right, located between the space bar and the Ctrl keys, and an Application key seen on the right. Some Windows 95 keyboards have a split space bar that doubles as an oversized backspace key. A few feature a GlidePoint touchpad pointing device.

lets you reprogram the Windows and Application keys to do just about anything you want (Fig. 3). Unfortunately, remapping the Windows and Application keys works only with Windows 3.1, not with Windows 95, Windows NT, or OS/2. Fortunately, I discovered a freeware OS/2 driver on the Web, called WINKEY01.ZIP that reprograms these keys to work with all flavors of DOS, WinOS/2, and OS/2. You can find it at ftp.leo.org/pub/comp/os/os2/drivers/misc. The Alps program, which is also free for the asking, can be downloaded from their Web site at <http://www.alpsusa.com>.

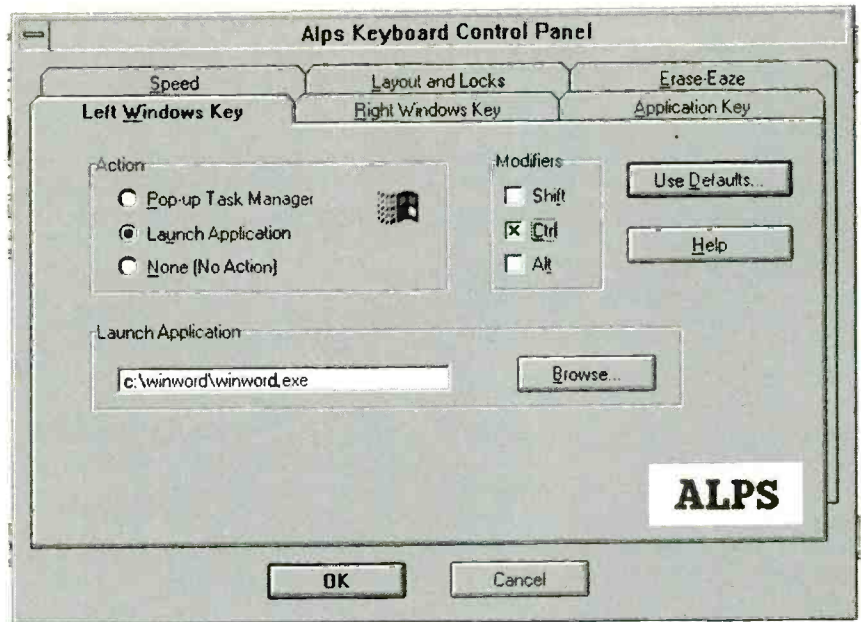


FIG. 3—KEYBOARD SOFTWARE, like that from Alps Electric (<http://www.alpsusa.com>) and the one located on the Electronics Now BBS at 516-293-2283, lets you remap the Windows and Application keys.

Ergonomic improvements

Another area where keyboard vendors are taking poetic license to advance the technology is keyboard ergonomics.

The first thing you'll notice about enhanced Windows 95 keyboards is their size and shape. Most boast a small 18-by-7-inch footprint and a low profile. The lines are rounded, the keys are full travel with tactile feedback, and many are spill proof. The Alps GlidePoint keyboard comes with a contoured wrist rest. And the Nova 9500W from Maxi Switch uses conductive rubber-dome technology, which has a light, tactile touch to reduce fatigue and yield higher data-entry productivity.

Of all the new ergonomic innovations, the "wave" keyboard is undoubtedly the head turner of this century. A major cause of tendinitis and carpal tunnel syndrome in the office place is the way we're forced to use the keyboard—with our palms face down. This is in direct contrast to their natural position of facing each other, as in applause. Exacerbating the situation is that they have to be twisted outward at the same time so that the fingers line up with the keys. This puts a lot of stress on your wrists.

While it's pretty hard to make a practical keyboard that you could clasp between your hands concertina style, the outward twist can be eliminated if the

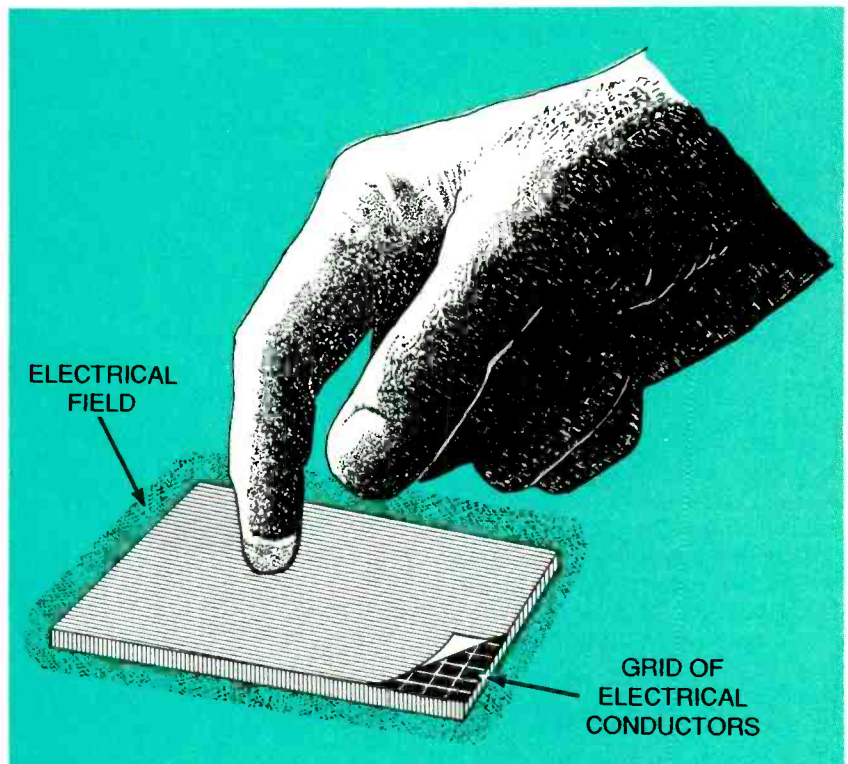


FIG. 4—THE GLIDEPOINT TOUCHPAD POINTING DEVICE works on the principle of field distortion sensing, a form of capacitance-sensing technology. When you come in contact with the touchpad, the capacitance in your finger distorts the electric field at that spot. Because the technology depends on body capacitance, GlidePoint requires no contact pressure and is immune to other types of stylus, like a pencil.

keyboard is split down the middle and hinged at the top. This lets you swivel the two halves until you find an angle that lets you keep your hands and wrist

in a straight line with your forearms.

That's the basic principle behind the wave keyboard. Instead of having the halves swing

through an infinite range of angles, though, the Microsoft's wave keyboard, shown on the first page of this article, permanently sets the angle for you.

Directly to the right of the keyboard are the quick-access keys, which consist of the word processing keys (insert, delete, etc.) and the inverted-T cursor keys. Here is where the wave keyboard has an advantage over a hinged keyboard. Notice that these keys are angled slightly clockwise of the vertical. This is done so that a slight twist of your wrist lets you access them without having to move the position of your hand. Finally, there's a standard 17-key keypad. Basically, this is your standard 10-key numeric keypad plus a smidgen of computer command keys, like Enter and NumLock. The orientation of this keypad is straight ahead, simply because it's the most comfortable way to use these keys.

When all four elements are viewed from afar, the keyboard looks like a flag waving in the breeze — hence the name, wave keyboard.

The GlidePoint

At least two keyboard makers, Alps Electric and Cirque Corp., embed the unique GlidePoint touchpad pointing device into some of their Windows 95 keyboard designs. Invented by Cirque Corp., the GlidePoint touchpad does everything your mouse does—only better. Instead of chasing a rodent across your desktop, you use your fingertip to control the movement of the pointer and launch applications. With GlidePoint, you don't need a mouse—your finger is the mouse.

Unlike most mouse-alternative pointing devices, GlidePoint doesn't need special software to work. It behaves exactly like a Microsoft serial mouse right from the box. When the optional software is installed, GlidePoint leaves the mouse eating dust. For example, a single tap on the touchpad is the same as clicking the left mouse button, and double tapping is the same as a double

click. You can even drag and drop without using the "mouse" button.

The only problem is it takes some getting used to. At first I thought that pounding harder on the keypad would produce faster results. It's just the opposite. The lighter the touch,

the more responsive the keypad. The GlidePoint touchpad works its magic through a technique known as field-distortion sensing, a form of capacitance-sensing technology. Under the touchpad's surface are two layers of parallel wires, separated by an insulator, arranged in a matrix pattern (Fig. 4). When power is applied to the grid, an electrical field is generated.

When you place your fingertip on the touchpad, the capacitance between your finger and ground distorts the electrical field. By scanning the grid and measuring the strength of the distortion on each conductor, the touchpad can precisely pinpoint the location of your finger. If you move your finger, the location of the electrical distortion moves, too. The touchpad tracks this motion, and translates it into on-screen pointer movement. A mistake that I made was pressing too hard. As it turns out, the lighter the pressure, the more responsive the GlidePoint pad.

From Windows keys to wavy keyboards to GlidePoint mice, the new Windows 95 keyboards are right on key. So much so, in fact, that it's almost a given that the next keyboard you buy will be a Windows 95 keyboard. The days of the Enhanced 101-key keyboard, like Windows 3.1, are numbered. Ω

KEYBOARD SOURCES

Alps Electric (USA), Inc.
3553 N. First St.
San Jose, CA 95134-1898
(800) 825-2577
<http://www.alpsusa.com>

Cirque Corp.
2850 E 3300 S
Salt Lake City, UT 84109
(801) 467-1100
<http://www.xmission.com/kurtisv/cirque.html>

Fellowes
1789 Norwood Ave.
Itasca, IL 60143
(708) 893-1600
<http://www.slonet.org/hwright/fellowes.html>

Fujitsu Microelectronics, Inc.
Electronic Components Div.
3545 N. First St.
San Jose, CA 95134
(800) 642-7616
<http://www.fujitsu.com/FCPA/>

Gateway 2000
610 Gatewat Dr.
North Sioux City, SD 57049
(800) 846-2000
<http://www.gw2k.com/>

KeyTronic Corp.
PO Box 14687
Spokane, WA 99214
(800) 262-6006

Maxi Switch, Inc.
2901 East Elvira Rd.
Tucson, AZ 85706
(602) 294-5450

Microsoft Corp.
Redmond, WA
To place order, use local retailer.
<http://www.microsoft.com/catalog/products/Keyboard/default.htm>

Mitsumi Electronics Corp.
4655 Old Ironsides Dr. #130
Santa Clara, CA 95054
(408) 970-0700

NMB Technologies Inc.
9730 Independence Ave.
Chatsworth, CA 91311
(818) 341-3355
<http://www.nmbtech.com/>



All right! Who gave me this laser pointer?

ELECTRONIC LIGHTHOUSE

***This one evening project
will run for over a year
on a single battery!***

DEAN F. POETH, II K8TM

THE LIGHTHOUSE COMBINES BOTH beauty and utility as it warns ships of dangerous reefs and other hazards near shore. You can build a model of a New England lighthouse in one evening that will run for well over a year on a single flashlight battery. The circuit uses only three active components (not including the battery) and can be built for less than five dollars. And that's only if you have to buy any of the necessary parts. You might already have everything you need in your junkbox.

How it works

The schematic diagram for the lighthouse is shown in Fig. 1. The circuit is based on IC1, an LM3909 LED flasher/oscillator integrated circuit. An external capacitor determines the flash rate and boosts the 1.5-volt battery voltage to over 2 volts to light an LED. The circuit's low current drain ensures that the lighthouse will operate almost as long as the shelf life of the battery.

Construction

Construction is straightforward and the parts layout is non-critical. Because there are so few parts, perforated construction board is the preferred construction method. A super-bright LED is recommended for the most brilliant

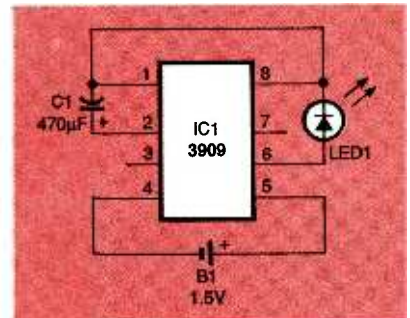



FIG. 1—SCHEMATIC FOR THE LIGHTHOUSE. IC1 is an LM3909 LED flasher/oscillator.

flash possible. The super-bright LED specified in the Parts List actually draws less current than its less efficient cousins.

The lighthouse is basically made from a cardboard tube, as shown in Fig. 2. Once you have chosen the tube you'll use, cut out the spacer disks, the bottom, and the base from corrugated cardboard. Cut them to fit the diameter of the tube.

The lighthouse floor (where the LED is mounted) and roof are made from $\frac{3}{16}$ -inch plywood. White card stock, cardboard, or balsa wood can be substituted, however. Cut out the parts with a band saw and drill two holes in the floor for the LED leads. Paint both discs black or color them with a large felt-tip marker.

Glue aluminum foil to the un-

derside of the roof and white paper to the top of the floor. Trim away any excess foil and paper. The bump, or bubble, on top of

the roof is a ceramic transistor with its leads cut off. Any similar "bump" could be used here, or you don't have to install one at all. The lighthouse details are merely suggestions, and you are certainly free to design your own lighthouse and add your own details if you so desire.

The dome lens is made from the threaded top part of a clear plastic 2-liter soda bottle. First cut the bottle near the top with a utility knife or scissors, and then finish the edges by sanding them smooth. A stationary belt sander works great for this. Then glue the roof to the top of the lens.

Pass the LED leads through the holes that you drilled in the

PARTS LIST

- IC1—LM3909 LED flasher (Radio Shack No. 276-1705)
 - LED1—Super-bright 2000 mcd LED (Radio Shack No. 276-087)
 - C1—470 μ F, 35-volts, electrolytic
 - B1—1.5-volt alkaline D cell
- Perforated construction board, cardboard tube, 2-liter plastic soda bottle, grass paper, wire, cardboard, plywood, burned out transistor (see text), and decorations such as doors, windows, and paint.


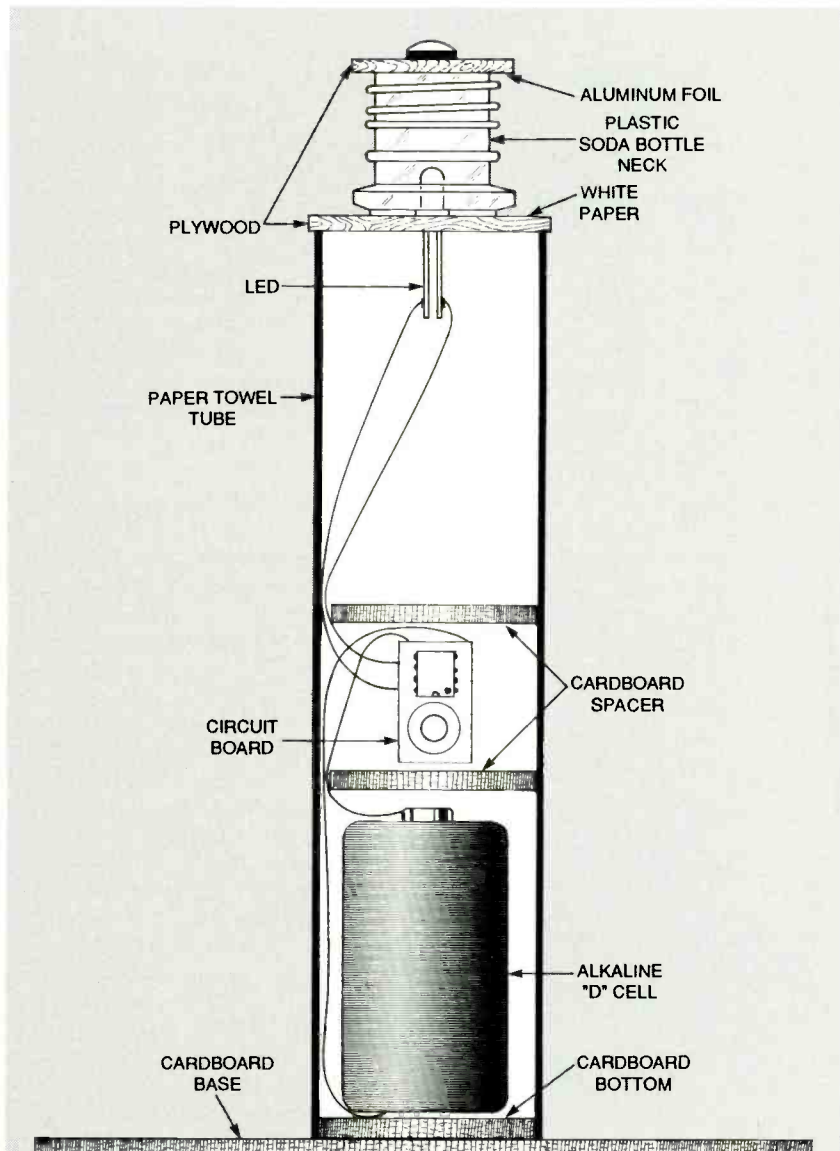


FIG. 3—THE BUMP ON TOP of the roof is an old ceramic transistor with its leads cut off. The dome lens is made from the threaded top part of a clear plastic 2-liter soda bottle. An HO-scale door and windows complete the look.

lighthouse floor and glue the LED in place. Next glue the LED floor to the lighthouse lens. Once the glue has dried, you can wire the LED and battery to the circuit board.

The body of the lighthouse should be about 7 inches long. After gluing the cardboard bottom to the tube, either wrap the tube with plain white paper glued in place or paint the tube white. Trim off any excess paper hanging over the ends of the tube. Next glue some grass paper (used on model railroad layouts) to the top of the cardboard base and then glue the lighthouse to the base (see Fig. 3).

Insert the battery, circuit board, and spacer disks into the tube as shown in Fig. 2, and then glue the dome assembly to the top. You can add a few finishing touches to the lighthouse to give it that custom look by gluing an HO-scale door and some windows to it. You can also make your own doors and windows, if you like.

The lighthouse is now ready to be placed in a dimly light corner of an office or room. There it will sit, warning people of the "dangers" around it. Ω

FIG. 2—THE LIGHTHOUSE IS MADE from a cardboard tube and other bits of wood and cardboard.

THE DISCONE ANTENNA DESCRIBED here was designed to operate over a frequency range of 700 to 2000 MHz. It is a very small antenna, but very effective. It is vertically polarized, and has an omni-directional radiation pattern.

The antenna's principle elements are a flat conducting disc mounted horizontally atop but insulated from a conducting cone. The disc diameter is about 0.17 wavelength at the lowest desired operational frequency, and the cone has a length of 0.25 wavelength on the side. The discone's impedance is 50 ohms, so it can be fed by a 50-ohm coaxial cable. The outer (shield) conductor is connected to the cone, the center conductor is connected to the disc. The antenna's actual impedance varies depending on the cone's angle, frequency, and disc-to-cone spacing. Nevertheless, discone dimensions are not very critical for optimum performance.

Figure 1-a is an idealized sketch of a true discone antenna and its basic dimensions. It was determined that the disc diameter should be 3 inches and the length of a side element of the cone should be 4¼-inches. The angle θ (Fig. 1-b) could be any angle between 25 to 40 degrees, so 30 degrees was selected for a practical reason. The space created by the insulating washer (S) will be ⅓ of the inside diameter of the brass tube (Fig. 2) or about ⅛ inch (thickness is not critical).

Construction

A piece of ⅝-inch brass tube is used to support the discone and is the outer conductor of the feedline (Figs. 1-b and 2). This tube has an inside diameter of 19/32 inch. With commonly available ¼-inch brass rod used for an inner conductor, the section of coaxial line that results has a 52-ohm impedance.

The exact impedance is not too critical and less than 10% variation in impedance should not cause reception problems. The length of the brass tube is up to the discretion of the builder. The loss the added length in-

BUILD THIS DISCONE VHF-UHF ANTENNA



The discone is a popular wide-band antenna for VHF and UHF. This article shows you how to build a very efficient one for your UHF scanner.

WILLIAM SHEETS, K2MQJ and RUDOLF F GRAF, KA2CWL

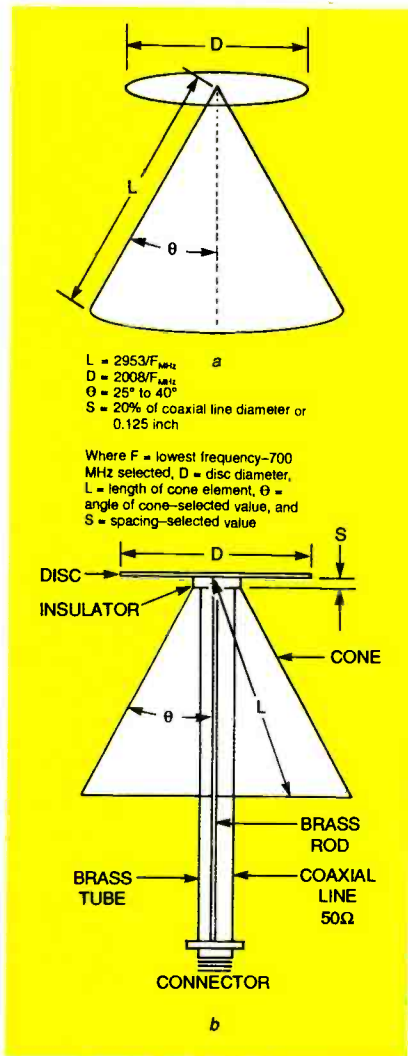


FIG. 1—DISCONE ANTENNA DIMENSIONS: a—view of idealized disccone antenna and, b—view of assembled antenna specified in this article. Equations can be used for assembled antenna and provide excellent reception results.

roduces is negligible. A 5½-inch length of brass tube was used in the disccone illustrated here, but up to about two feet of tubing should present no problems. Longer lengths will require some mechanical modifications in order to ensure that the line geometry remains concentric and reasonably rigid. This becomes a construction problem and should be avoided.

Theoretically the cone of the disccone should come to a point. However, it can be truncated to allow the brass tube to be soldered to it. The disc is fastened to the brass rod (Fig. 3) by a screw which fits into a tapped

hole in the center conductor. A shoulder insulator made from plastic faucet washers keeps the brass rod concentric with the inner wall of the brass tube and provides a spacing between the disc and cone of about 0.125 inch. The bottom end of the line section is soldered to a type N UHF connector. A small clamp or U bolt can be used to mount the antenna to a mast.

Sheet metal work

The disc and cone were cut from .019 gauge copper flashing stock (Fig. 2) purchased from a local plumbing supply house. Since the angle selected is 30 degrees, a half-circle pattern is needed to form the cone. Cut the cone and disc according to pattern. Allow a little overlap tab

as shown in Fig. 2 to allow for soldering. Use shears and wear heavy gloves as copper tends to cut with sharp razor-like edges. File all edges smooth.

The cone is formed by first drawing radial lines on the inside surface, bending the pattern a little at each line around a block of wood or steel, and repeating the process until the pattern edges meet. The cone should be a fairly good, even, circular shape. Make sure the hole at the top will fit the 5/8-inch brass tube snugly. Clean the edges and soldering surfaces with fine (No. 0) steel wool. Clamp the edges of the cone together with the tab underneath and solder using 60/40 solid-core solder and a liquid flux. Next, clean the brass tube with fine

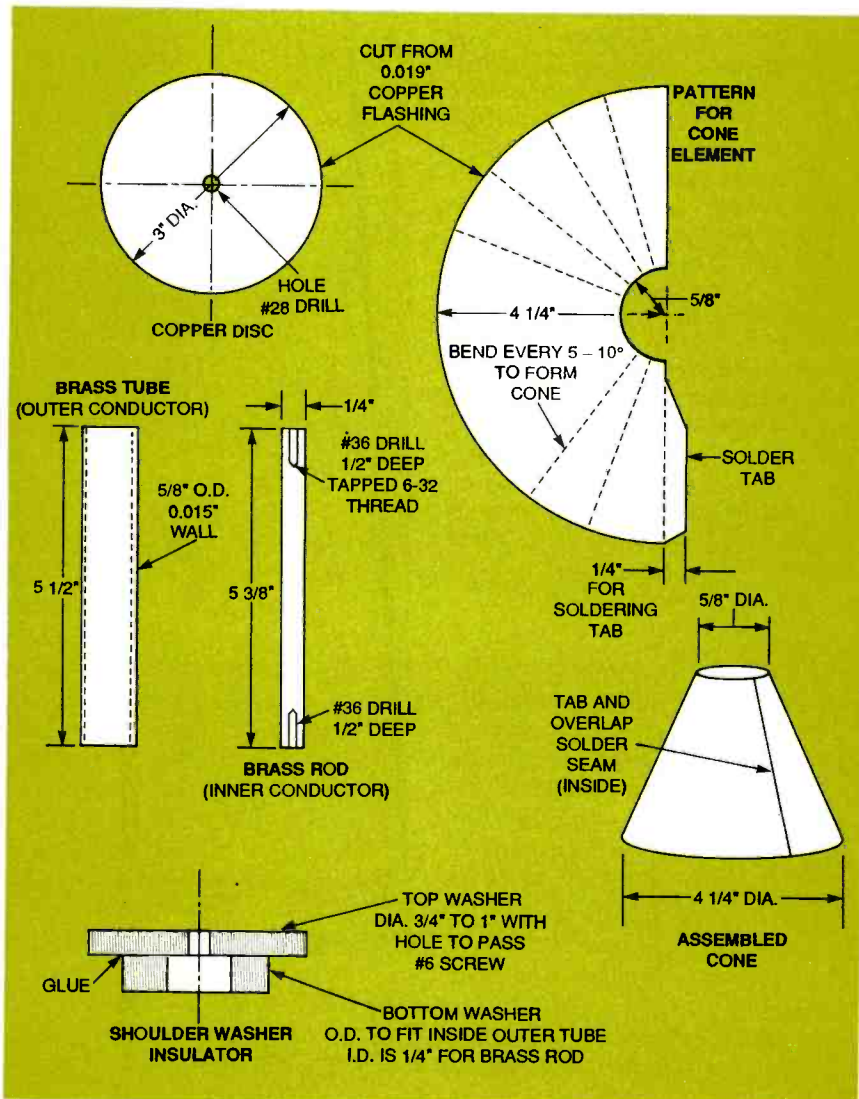


FIG. 2—CONSTRUCTION DETAILS for a 700-2000-MHz UHF disccone antenna.

steel wool and solder the cone to the brass tube as shown in Fig. 3. Make sure the brass tube is symmetrical and concentric in the cone. Carefully clean all flux residues using hot water and baking soda, followed by a final rinse in hot water.

Cut the brass rod to the same length as the brass tube. Drill a #36 hole in each end 1/2-inch deep. Use a drill press if possible, and center punch each end to prevent the drill from "walking". The rod has to be held by a vise or clamp to do this. Tap one end of the brass rod for a 6-32 screw thread.

Make a shoulder-washer insulator as shown in Fig. 2 from two plastic washers. The top larger washer should be 3/4-inch diameter by 1/8-inch thick and the center hole should be large enough to pass a 6-32 screw (#28 drill hole), but not larger

PARTS LIST

LIST OF MATERIALS

- 1—Brass tube, 5/8-in. (0.015-in. wall), 5 1/2-in. long
- 1—Brass rod, 1/4-in., 5 3/8-in. long
- 1—Copper or brass sheet, .019 to .030-in. thick, approximately 5 x 12 in.
- 1—Type N UHF connector, UG58A/U, preferably silver plated
- 2—Plastic faucet washers (3/4 to 1-in. dia.) with hole for #6 screw or smaller (drill and file to sizes in drawing)
- 1—6-32 x 1/2-in. brass machine screw, Phillips or slotted head
- 2—Pipe clamps to fit 5/8-inch O.D. tube (plastic preferred) for mounting antenna.

Parts and materials not normally stocked by electronic parts stores can be obtained at hobby shops specializing in model aircraft and/or cars, plumbing supply outlets and hardware stores.

A catalog describing kits for ATV transmitters, ATV receiving converters and other projects usable with the antennas described in this article is available from North Country Radio, PO Box 53, Wykagyl Station, New Rochelle, NY 10804. Please include a #10 SASE and \$1.00 to cover handling and postage.

E-mail: Ncradio200@aol.com
CompuServe 102033,1572

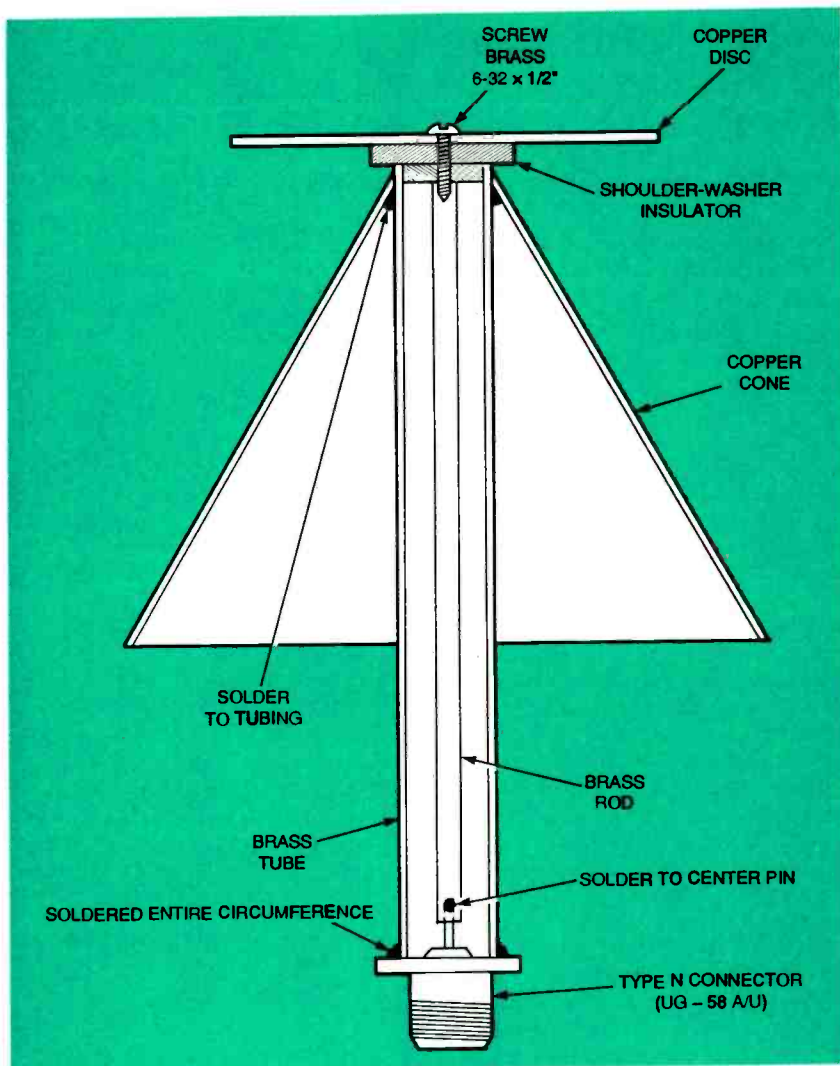


FIG. 3—ASSEMBLY VIEW of the discone antenna. Parts should fit firmly together before soldering is attempted. Clean surfaces to be soldered to a bright shine with #0 steel wool.

than 3/16 inch. The bottom washer should be press fit into the brass tube whose inside diameter is 19/32-inch. The center hole should be 1/4-inch diameter to pass the 1/4-inch brass rod. Glue the washers together to form a shoulder washer. Now trial fit the entire discone assembly together. Trim the length of the center conductor so the top of the shoulder washer rests on the end of the brass tube. When the parts fit properly, you are ready to solder.

Clean the brass rod and the rear of connector flange with fine steel wool. The surfaces should be shiny. Using 60/40 rosin core solder, solder the untapped end of the brass rod to the N type UHF connector's center pin. Use at least a 100-watt

soldering iron. Next, insert this assembly into the lower end of the 5/8-inch brass tube. Insert a 6-32 by 1/2-inch long, brass, roundhead screw through the center of the copper disc, the insulator, and into the tapped hole in the end of the brass rod. Tighten the screw enough to hold the parts together and hold them in place for soldering. Make sure the brass tube is centered on the flange of the connector. Now, solder the connector's flange to the brass tube all around the seam. Use only enough solder to do the job.

Check for shorts with an ohmmeter. There should be an infinite resistance between the disc and cone, and the center terminal and flange of the type N connector. Next, check that zero

It started in America!

The creators are the masters in manufacturing the finest video products...

You probably don't associate VCR's with American technology. Fact is, video recording has its origins in America and it was 3M that brought video recording out of the lab and into your living room. Today, 3M video tape is the choice of all the major networks. No other tape company has ever won an Oscar or an Emmy. 3M Black Watch tape follows in this tradition—service and quality go hand in hand. Here are three Black Watch products you should be using at home!

Clean up! With constant playing and using of degrading dry or wet cleaners, the output of your video tapes has slowly diminished to an unacceptable level and the VCR plays as if it has a head cold! The culprit is most likely clogged and dirty video and/or audio heads. The 3M Black Watch™ Head Cleaner Videocassette uses a patented magnetic tape-based cleaning formation to remove head clogging debris. No foreign substances such as cloth, plastics or messy liquids and no harsh abrasive materials are present. The cleaner's usable life is 400 cleanings or more!

It's easy to use. Place the 3M Black Watch™ Head Cleaner Videocassette in the VCR and press the Play button. A pre-recorded message will appear clearly on your screen and an audible tone is heard, telling you that the cleaning process is now completed. No guess work: you never over clean! Priced at \$19.95.

For the VCR! Once your VCR's record and playback heads are cured, and the unit plays like new, consider using the finest videocassette you can buy—the 3M Black Watch™ T120 Hi Pro VHS 4410 Videocassette. The 4410 is the highest performing videocassette available today for use with all standard format VHS recording hardware!

Here's what you hear and see....A sharp, clear picture—brightest ever colors—freedom from streaks, flashes and snow—outstanding high-fidelity audio reproduction—optimum camcorder performance—maintains recording integrity. 3M Black Watch™ video tape is 100% laser inspected to guarantee surface smoothness and drop-out free performance. Priced at \$8.00

You saw it here first! 3M Black Watch™ 0900 8mm video tape cassette loaded into your Hi Band camcorder delivers the finest picture and sound possible in the 8mm format. Extremely fine particles of pure iron alloyed with nickel and cobalt deliver a video performance exceeding 400 lines of horizontal resolution. You get the advantage of an exceptional video image with superior audio re-



For the clearest pictures you ever record!

production. This means your Hi 8 format camcorder will produce the best video and audio definition possible. With the 3M Black Watch™ 8mm cassette, the recording capability and performance of your camcorder will be significantly enhanced. Priced at \$14.95.

Claggk Inc. — 3M VHS Special Offer
P.O. Box 4099,
Farmingdale,
New York 11735

Yes, I like your offer and here is my order for 3M Black Watch™ products!

- ___ 3M Black Watch™ 0900 Hi Band-120 8mm Cassette (\$14.95 each) \$ _____
- ___ 3M Black Watch™ T120 Hi Pro VHS 4410 Videocassette (\$8.00 each) \$ _____
- ___ 3M Black Watch™ Head Cleaner Videocassette (\$19.95 each) \$ _____

Shipping and handling per order \$4.00

Total Amount in U.S. Funds only \$ _____

New York residents add local sales tax. Canadians **add \$6.00** per order. No foreign orders. Do not send cash.

Bill my VISA MasterCard
Card No. _____

Expire Date ___/___/___

Signature _____

Name (Please print) _____

Address _____

City _____ State _____ ZIP _____

resistance (short circuit) exists between the disc and the center terminal of the connector.

Clean all flux residues and the discone construction is done. Alcohol is good for removing rosin flux. Clean with alcohol only outdoors and away from fire as alcohol can be toxic and is highly flammable.

If you have suitable equipment, check the antenna's VSWR at the frequencies of interest. The prototype's measured VSWR was found to be better than 1.5 to 1 at 910 and 1289 MHz. Use type N connectors preferably.

Mount it

The discone can be mounted to a mast with clamps. Fasten clamps around lower end of brass tube, being careful not to dent or crush it. You can use small metal or plastic cable clamps as the antenna is very light, or it can be plugged directly into the scanner antenna jack. Use a right-angle adapter.

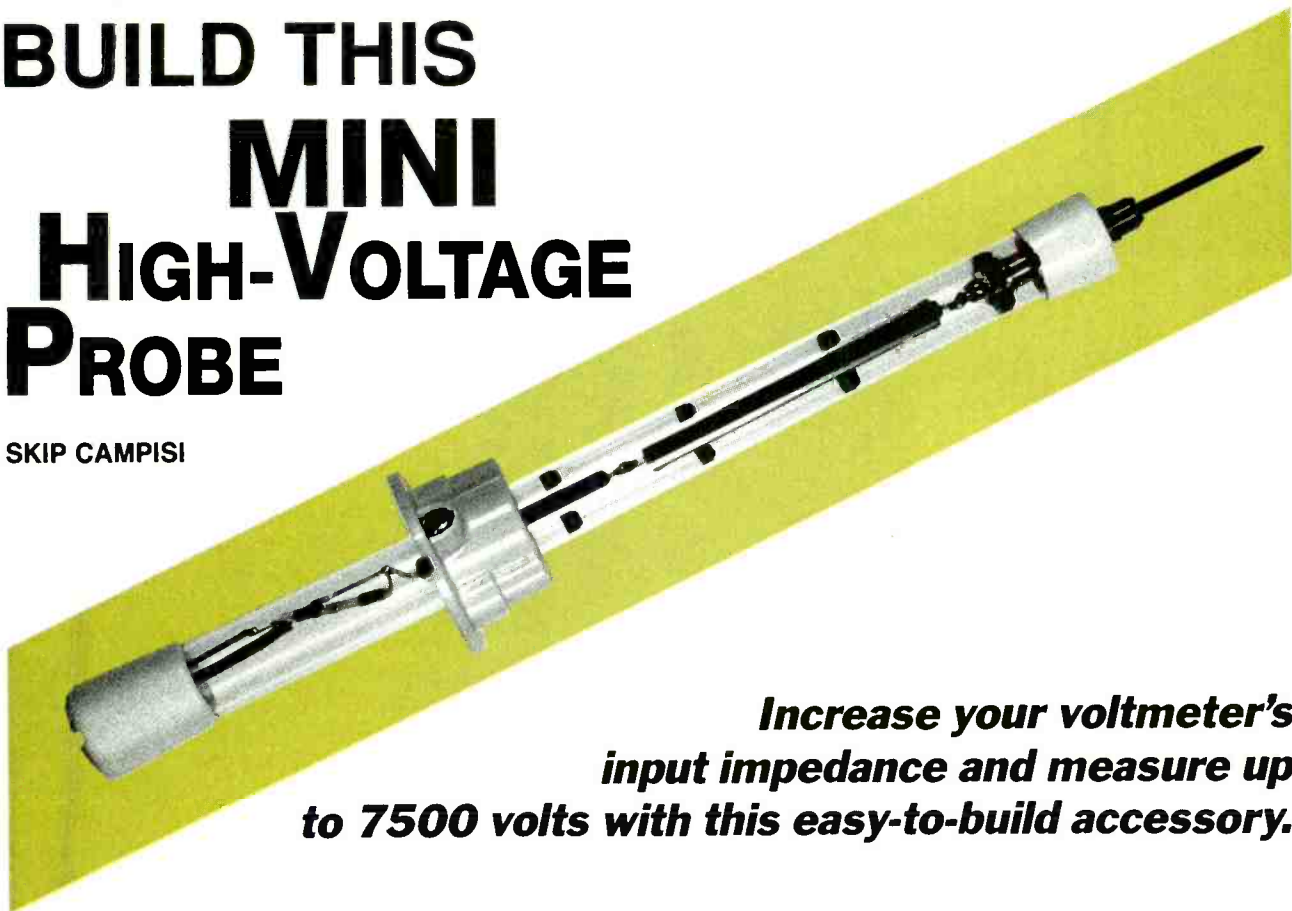
When the antenna was used with a pocket scanner, excellent reception results were obtained on 860 and 935 MHz commercial signals, much better than the 8-inch "rubber ducky" original equipment. Also, a marked reduction in intermodulation and cross modulation effects was noted. Although below the cutoff frequency, satisfactory 450-MHz reception was also obtained. For optimum 450 MHz performance, increase the cone and disk dimensions 75 percent.

In field tests, the discone assembled by the authors outperformed a 24-inch commercial discone sold for scanner reception at 900 MHz. This is probably because the home-built discone has a lower wave angle and because it is constructed of solid copper elements, with resulting lower losses. Improvement on reception and transmission was about 3 dB. The discone was actually used as a transmitting antenna for some experimental amateur TV transmissions at 900 and 1300 MHz frequencies. (See ATV Transmitter, page 31, May, 1996 issue.)

Ω

BUILD THIS MINI HIGH-VOLTAGE PROBE

SKIP CAMPISI



**Increase your voltmeter's
input impedance and measure up
to 7500 volts with this easy-to-build accessory.**

THE MAXIMUM ALLOWABLE VOLTAGE specification on the typical digital voltmeter (DVM) usually never exceeds 1000 volts. Even the DVM's 10-megohm input impedance every so often loads down a high-impedance circuit giving false readings. That's why you either need a \$100-plus, store-bought, high-voltage probe or the Mini High-Voltage Probe that you can build in one weekend for about \$10 to \$20. So save the money and read on.

The Mini High-Voltage Probe has an input impedance of 110 megohms, or 11 times that of a standard DVM, and it can handle 5000-volts AC or 7500-volts DC peak. The prototype illustrated in this article and a common, service-type DVM were used to test a 5500-volts AC transformer, and the probe performed perfectly. Its accuracy is within 1 percent, which is typical considering the components used in the probe's construction.

About the circuit

The schematic diagram of the

probe (Fig. 1) reveals its simple circuit. It is a standard voltage divider made up of resistors with a 1-percent tolerance. Resistors R1 and R2 are the key elements here. They are rated at 15,000 volts and 10,000 volts, respectively. The 7500-volt DC peak specification for the assembled probe **must not be exceeded under any circumstances!** Play it safe and purchase a factory-built unit if you require higher voltage measurements, especially if you wish to do TV servicing.

The values for series resistors R3 and R4 are in parallel with the 10-megohm resistance of the DVM, thus providing a 1000

to 1 voltage divider. Voltage measurements made by the probe should be multiplied by a factor of 1000. If your DVM uses a different input impedance than the standard 10 megohms, you can adjust the R3-R4 series combination as needed.

Construction

The body of the probe is made from an antenna wall feed-through tube available from Radio Shack. The tube is made of clear plastic with an outside diameter of $\frac{3}{4}$ inch, and a bore of $\frac{5}{8}$ inch. It has two flanged end plates, one of which is glued in position. Remove the other end plate by loosening the Phillips

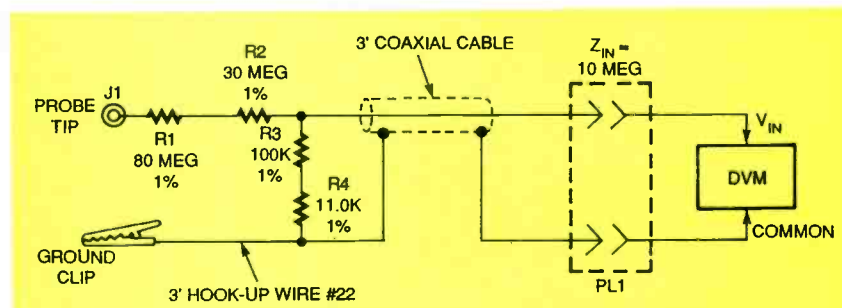


FIG. 1—SCHEMATIC DIAGRAM for the Mini High-Voltage Probe.



**COMPUTER
TECHNICIAN'S
HANDBOOK
3rd EDITION**

1575472 \$27.95

**McGraw-Hill
ELECTRONICS
DICTIONARY**

0404348-XX \$49.50
Counts as 2/Hardcover

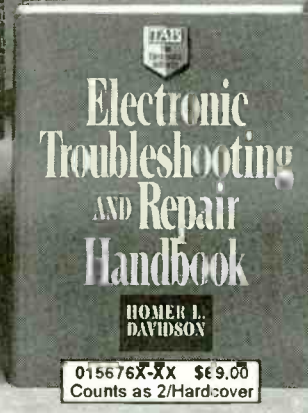
**TROUBLESHOOTING
& REPAIRING
VCRs**

3rd Edition
GORDON McCOMB


155016X \$34.95
Hardcover



0535469 \$29.95
Hardcover




015676X-XX \$69.00
Counts as 2/Hardcover




0157537-XX \$44.95
Counts as 2/Hardcover


The leading source of information for electronics hobbyists for over 30 years!




5870606 \$12.95



1577564 \$22.95



5869179 \$12.95



0487375 \$24.95




0717753 \$19.95




0380899-XX \$60.00
Counts as 2/Hardcover




0497060 \$29.95
Hardcover



0443017-XX \$50.00
Counts as 2/Hardcover




0306362 \$13.95




9119018-XX \$32.95
Counts as 2



0304084-XX \$24.95
Counts as 2



0044392 \$12.95




0376581-XX \$39.50
Counts as 2/Hardcover



9122264-XX \$39.95
Counts as 2



0155593 \$22.95



1571469 \$18.95



0112738-XX \$45.00
Counts as 2/Hardcover



0501815 \$32.95
Hardcover

As a member of the ELECTRONICS BOOK CLUB®... you'll enjoy receiving Club bulletins every 3-4 weeks containing exciting offers on the latest books in the field at savings of up to 50% off the regular publishers' prices. If you want the Main selection, do nothing and it will be shipped automatically. If you want another book, or no book at all, simply return the reply form to us by the date specified. You'll have at least 10 days to decide. If you ever receive a book you don't want due to late delivery of the bulletin, you can return it at our expense. Your only obligation is to purchase 3 more books during the next 12 months, after which you may cancel your membership at any time. And you'll be eligible for FREE BOOKS through our Bonus Book Program. A shipping/handling charge and sales tax will be added to all orders. All books are softcover unless otherwise noted. If you select a book that counts as 2 choices, write the book number in one box and XX in the next. (Publishers' Prices Shown) ©1996 EBC

PHONE 1(614)759-3666 • FAX 1(614)759-3749
(8:30 a.m. - 5:00 p.m. EST Monday-Friday) (24 hours a day, 7 days a week)

Electronics Now, August 1996


5 BOOKS FOR ONLY \$4.95

Plus 1 book FREE upon prepayment


VALUES TO \$244.80



1570519 \$17.95




1573119 \$19.95




0303932 \$17.95



1561579 \$17.95



073092X \$19.95




0331898-XX \$89.50
Counts as 2/Hardcover



8820901 \$27.95



0501149 \$26.95



0650780 \$24.95




0304122 \$17.95



0376026-XX \$45.00
Counts as 2/Hardcover




0156417 \$19.95



0196230 \$39.95
Hardcover




024247X \$49.00
Hardcover




882138X \$32.95



0707618 \$19.95



0459363-XX \$22.95
Counts as 2




0498660 \$24.95



0350787-XX \$44.95
Counts as 2/Hardcover




0053553 \$50.00
Hardcover




0458200-XX \$62.50
Counts as 2/Hardcover



1574875 \$19.95



0054088-XX \$42.95
Counts as 2/Hardcover



0304068 \$15.95

If coupon is missing, write to: Electronics Book Club®, A Division of The McGraw-Hill Companies, P.O. Box 549, Blacklick, OH 43004-9918



A Division of The McGraw-Hill Companies
P.O. Box 549, Blacklick, OH 43004-9918

YES! Send me the 5 books listed below, for \$4.95 plus shipping/handling & tax, and enroll me as a member of the Electronics Book Club® according to the terms outlined in this ad. If not satisfied, I may return the books within ten days without obligation and have my membership cancelled.

--	--	--	--

If you select a book that counts as 2 choices, write the book number in one box and XX in the next box.

- Bill me (FREE book not available with this payment option.)
 - Yes! I want the FREE BOOK indicated at right. My introductory payment of \$4.95 plus \$4.95 *shipping/handling and applicable sales tax is enclosed.
 - CHECK OR MONEY ORDER ENCLOSED PAYABLE TO: The McGraw-Hill Companies
- Please charge my: VISA Master Card American Express Discover

Code # of my
FREE BOOK:

SINGLE
SELECTION ONLY

ACCT# _____ Exp. Date _____

NAME _____ SIGNATURE _____

(required on all orders)

ADDRESS/APT. # _____

CITY _____ STATE _____ ZIP _____ PHONE _____

Valid for new members only, subject to acceptance by EBC. U.S. orders are shipped 4th Class Book Post. Applicants outside the U.S. and Canada will receive special ordering instructions. Canada must remit in U.S. funds drawn on U.S. banks. *Canadian orders are shipped International Book Post - add \$9.25 shipping/handling. A shipping/handling charge and sales tax will be added to all orders.

RE896C

August 1996, Electronics Now

55

head set screw and slide it off the tube. Measure from the open end of the tube and cut off (with a hacksaw or razor saw) an 11-inch length of tube. Discard the short piece with the glued-on end plate.

Take the end plate containing the set screw and note the lip inside the bore. Use a $\frac{1}{4}$ to $\frac{3}{8}$ -inch diameter rat-tail file to smooth down the lip so that the end plate can be slid easily along the tube. This end plate serves as the hilt on your probe and keeps your hand safely away from the high-voltage business end of the probe.

WARNING: Do not be tempted to paint the clear plastic tube—insulation integrity could be compromised!

Now prepare five $\frac{3}{8}$ -inch rubber faucet washers (obtainable at plumbing supply stores or hardware outlets) by enlarging their center bores. The standard $\frac{3}{8}$ -inch washers have an outside diameter of $\frac{5}{8}$ inch with a flat outside edge. Check to be sure that they slide easily into the probe body before drilling. Using drill bits twisted with your fingers (no power tools), you can do a neat and quick job by "stepping up" drill bit sizes in increments of $\frac{1}{64}$ inch or $\frac{1}{32}$ inch to attain the final sizes. Drill two washers to a bore of $\frac{7}{32}$ inch, one washer to $\frac{1}{4}$ inch, and two washers to $\frac{9}{32}$ inch. Install J1, a panel-mount RCA phono jack, in the washer drilled with a $\frac{1}{4}$ -inch bore. Do not over-tighten the nut, or the washer will spread out and bind in the probe's body—a nice slide fit is desirable. Secure the nut on J1 with a dab of silicone sealant.

Drill a $\frac{1}{4}$ -inch hole dead center in the end of a $\frac{3}{4}$ -inch, plastic, chair-leg end cap. Install J2 (panel-mount RCA phono jack) in this hole and tighten securely. Drill an appropriate sized clearance hole in the center of another $\frac{3}{4}$ -inch end cap to pass both the coaxial cable and ground lead you plan to use, allowing about $\frac{1}{16}$ -inch clearance.

Fabricate a probe needle from a 3-inch length of $\frac{1}{8}$ -inch diameter brass or steel rod (the prototype used a section of brass welding rod). Round off one end

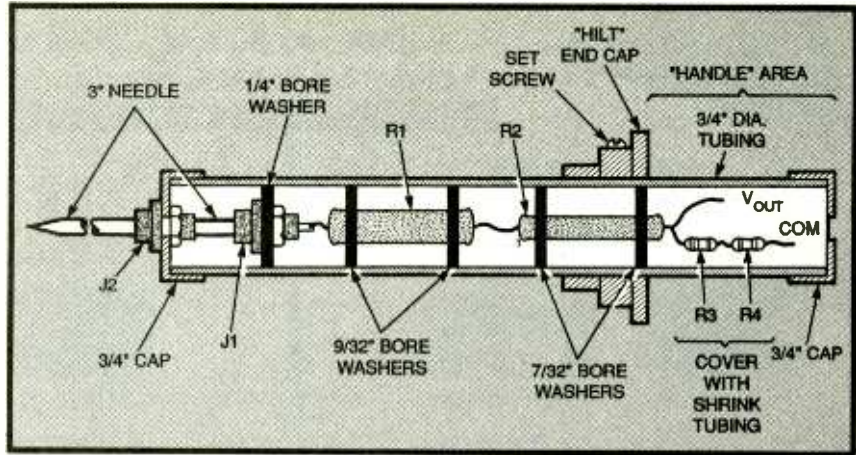


FIG. 2—DETAILED ASSEMBLY VIEW of the Mini High-Voltage Probe. The neoprene faucet washers are identified as $\frac{3}{8}$ -inch; however, their actual outside diameter is $\frac{5}{8}$ inch.

of the rod for easy insertion into the jacks, and file the other end to a blunt needle shape, rather than a sharp point, to suppress arcing and corona discharge. This work can be done by hand, or, more rapidly, chucked in a lathe or power drill. Finish up with fine steel wool and metal polishing paste for a nice finish. Tooth paste works fine in a pinch!

Insert the rounded end of the probe needle into J2, mounted on the $\frac{3}{4}$ -inch cap. Leave about $\frac{1}{4}$ -inch protruding from the front of J2. The probe needle should be a tight fit to keep it from sliding when used. If the fit is too loose, remove the needle and flow solder into the jack's center conductor pin for a better fit. If necessary, you can solder the needle directly to the pin. Install the assembly of J1 (mounted in its washer) on the rounded end of the needle, leaving J1's center-conductor lug accessible. No connections are to be made to J2's center conductor, or either jack's ground lug.

Refer to the parts location diagram (Fig. 2), then install the two $\frac{9}{32}$ -inch-bore rubber washers on R1, and the two $\frac{7}{32}$ -inch bore rubber washers on R2, in the approximate positions shown. Trim the leads on R1 and R2 to $\frac{1}{2}$ -inch long. Solder R1 to J1's center conductor eyelet. With a long-nose pliers, make wire hooks of the leads on one end of R1 and R2. Connect R2 to R1's other lead by interlocking their wire-hook leads

and solder. Slip the assembly into the probe's body to check for a smooth slide fit. Bend the leads of R1 and R2 carefully to accomplish this.

Series connect R3 and R4, and put a slight offset bend in R2's free lead as shown in Fig. 2. Solder the free end of R3 to R2 near the bend and arrange the leads as shown. Cover R3-R4 with a piece of heat-shrink tubing. Likewise, cover R2's lead with heat-shrink and leave about $\frac{1}{2}$ -inch of exposed wire at the end. Select a 3-foot length of flexible coaxial cable such as RG-174 or audio cable, and solder its center conductor to the junction of R2-R3. Solder the braided shield to R4's free end, along with a 3-foot length of insulated #22 stranded hook-up wire.

Feed the two cables through the probe body followed by the entire resistor/probe tip assembly. If the $\frac{3}{4}$ -inch cap containing the probe tip is not a tight fit on the tube, secure it with a dab of silicone sealant.

Install a cable tie on the two cables right before they exit the tube, and slide a plastic washer up the cables to the tie thus providing strain relief for the cable and wire. Slip the previously completed "hilt" over the cables and onto the tube and position it so that the end of R2's body can just be seen at the junction of R2-R3 (Fig. 2). Tighten the set screw snugly, using care not to crack the tubing. Slip the remaining $\frac{3}{4}$ -inch plastic cap

over the cables and onto the probe's body.

Solder an alligator clip to the end of the 3-foot hook-up wire, which is the probe's ground lead. Select the connector which mates to your DVM (a dual banana plug is typical) and connect it to the end of the 3-foot coaxial cable, the braided shield going to the ground, or common terminal. This completes construction of the probe, which is now ready for testing.

PARTS LIST

Resistors

R1—80 megohms, 1%, 7.5-watt, 15,000-volts, metal-film Caddock #MG780 (Johnson #160-CAD-80M)

R2—30 megohms, 1%, 3.5-watt, 10,000-volts, metal-film Caddock #MG735 (Johnson #160-CAD-30M)

R3—100,000 ohms, 1%, ¼-watt, metal-film (Johnson #151-100K)

R4—11,000 ohms, 1%, ¼-watt, metal-film (Johnson #151-11.0K)

Connectors

J1, J2—Jack, RCA phono, panel mount

PL1—Dual banana plug

Miscellaneous

1—Tube, antenna through-wall lead-in (Radio Shack 15-1200)

2—Cap, plastic chair leg, ¼-in.

5—Washer, neoprene, faucet (sink) ⅝-in. (⅝-in. O.D.)

3-ft.—Coaxial cable, flexible, any impedance

3-ft.—Wire, #22 stranded, insulated, hook-up

1—Alligator clip

All four resistors are available from: Johnson Shop Products, P.O. Box 2843, Cupertino, CA 95015; Tel: 408-257-8614.

Testing and operation

Check for proper operation of the divider circuit on a low-voltage DC source. Plug the probe into your DVM, making sure that the braided shield is connected to the DVM common or ground terminal. Connect the probe ground clip to the negative terminal of a nine-volt battery and touch the probe needle to the positive terminal. The DVM should indicate about 9.0 millivolts as a satisfactory read-

ing. Now measure the battery voltage directly (without the probe) using your DVM and ordinary test leads.

Multiply the probe's reading by 1000, and compare it to the battery voltage direct reading (without the probe). The two readings should match within about $\pm 2\%$ or better. If not, go no further before finding and correcting your problem! When the readings agree, you may check the high-voltage performance of your probe.

WARNING: To avoid the risk of electrical shock and possible damage to the probe or other equipment, follow these instructions exactly!

As a general precaution before proceeding with any high-voltage check with any high-voltage probe, always inspect the insulation integrity of your probe and cables first. Make sure there are good connections to the plug and ground clip. Check that the wire to the ground clip is not worn or frayed. Plug the probe into the DVM, observing proper polarity (ground to ground), and turn on the DVM.

Begin by using a high-voltage AC transformer rated less than 5000-volts AC, with the power OFF. Connect the probe ground clip to one of the transformer's terminals, and by means of a short clip lead, connect the probe needle to the other terminal, keeping the leads separated to avoid drawing an arc. Without touching the probe's body, apply power to the transformer and look and listen for any arcs or "sizzling" at any points in your set-up.

If you have a problem, repair it *before* attempting to handle the probe during actual use. If everything looks satisfactory, note the actual reading on your DVM, and if this reading appears correct, you are ready to make high-voltage measurements with your home-brew probe!


To measure high-voltage DC, first connect the ground clip to chassis ground, then touch the probe needle to the high voltage terminal. If possible, make the high-voltage connection before

turning on the high-voltage supply: This will prevent arcing to the probe needle, which could damage the probe or the equipment under test. Remember to multiply all of your readings by 1000, and hold the probe by the handle behind the hilt.


Be cautious

Never grasp the probe ahead of the hilt near the divider section! *Never* connect the ground clip to a voltage referenced above or below earth ground—serious electrical shock and instrument damage could result. The clip has to be either transformer isolated from ground, or at ground potential for safe operation. Of course the probe can be used for a low-voltage, high-impedance measurements by DVM, also—just remember to use the 1000 multiplication factor. Ω

Get your copy of the CRYSTAL SET HANDBOOK



Go back to antiquity and build the radios that your grandfather built. Build the "Quaker Oats" type rig, wind coils that work and make it look like the 1920's! Only \$10.95 plus \$4.00 for shipping and handling. Clegg Inc., P.O. Box 4099, Farmingdale, NY 11735. USA Funds ONLY! USA and Canada—no foreign orders. Allow 6-8 weeks for delivery. MA01



MULTIMEDIA on the PC!

What is Multimedia? What can it do for you? It can do lots of nice things! This 184-page book helps you create your own multimedia presentation.

Multimedia applications by people like you can revolutionize educational and business applications as well as bring more FUN, FUN, FUN into your leisure computer activities.

Mail coupon to:

Electronics Technology Today, Inc.
P.O. Box 240
Massapequa Park, NY 11762-0240

Please send me my copy of *Multimedia on the PC* (PCP120). I enclose a check or money order for \$18.95 to cover the book's cost and shipping-and-handling expenses. NY state resident must add local sales tax.

Name _____

Address _____

City _____ State _____ Zip _____

All orders must be paid in U.S. funds only. Sorry, no orders accepted outside of USA and Canada. Please allow 6-8 weeks for delivery. MA02

RETAILERS THAT SELL OUR MAGAZINE MONTHLY

Alaska

Frigid North Co.
1207 W. 36th Avenue
Anchorage, AK 99503

Arizona

Dalis Electronics
2829 E. McDowell Road
Phoenix, AZ 85008

California

California Electronics
221 N. Johnson Ave.
El Cajon, CA 90202

Signal Electronics
22307 Ocean Avenue
Torrance, CA 90505

Ford Electronics
8431 Commonwealth Avenue
Buena Park, CA 90621

All Electronics
14928 Oxnard Street
Van Nuys, CA 91411

Gateway Electronics of CA
9222 Chesapeake Drive
San Diego, CA 92123

Mac's Electronics
191 South "E" Street
San Bernardino, CA 92401

Electronics Warehouse
2691 Main Street
Riverside, CA 92501

Orvac Electronics
1645 E Orangethorpe Ave.
Fullerton, CA 92631

Sav-On Electronics
13225 Harbor Blvd.
Garden Grove, CA 92643

Marvac Dow Electronics
980 S. A Street
Oxnard, CA 93030

Kandarian Electronics
1101 19th Street
Bakersfield, CA 93301

Whitcomm Electronics
105 W. Dakota #106
Clovia, CA 93612

Marvac Dow Electronics
265-B Reservation Road
Marina, CA 93933

Minuteman Electronics
37111 Post St., Suite 1
Fremont, CA 94536

HCS Electronics
6819 S. Redwood Drive
Cotati, CA 94931

Halted Specialties Co.
3500 Ryder Street
Santa Clara, CA 95051

Metro Electronics
1831 J Street
Sacramento, CA 95814

The Radio Place, Inc.
5675-A Power Inn Road
Sacramento, CA 95824

HSC Electronics
4837 Amber Lane
Sacramento, CA 95841

Colorado

Gateway Electronics of CO
2525 Federal Blvd.
Denver, CO 80211

Centennial Electronics
2324 E. Bijou
Colorado Sps., CO 80909

Connecticut

Signal Electronics Supply
589 New Park Avenue
W. Hartford, CT 06110

Cables & Connectors
2198 Berlin Turnpike
Newington, CT 06111

Electronic Service Prod.
437 Washington Avenue
North Haven, CT 06473

Georgia

Norman's Electronics, Inc.
3653 Clairmont Road
Chamblee, GA 30341

Idaho

The Current Source
5159 Glenwood
Boise, ID 83714

Illinois

Tri State Elex
200 W. Northwest Hwy.
Mt. Prospect, IL 60056

Maryland

Mark Elec. Supply Inc.
5015 Herzel Place
Beltsville, MD 20705

Amateur Radio Center
1117 West 36th Street
Baltimore, MD 21211

Massachusetts

U-Do-It Electronics
40 Franklin Street
Needham, MA 02194

Michigan

Purchase Radio Supply
327 East Hoover Avenue
Ann Arbor, MI 48104

Norwest Electronics
33760 Plymouth Road
Livonia, MI 48150

The Elec. Connection
37387 Ford Road
Westland, MI 48185

Elec. Parts Specialists
711 Kelso Street
Flint, MI 48506

Professional Data Corp.
1332 US Highway 41 West
Ishpeming, MI 49849

Minnesota

Acme Electronics
224 Washington Avenue N.
Minneapolis, MN 55401

Missouri

Gateway Electronics Of MO
8123-25 Page Blvd.
St. Louis, MO 63130

New Jersey

Lashen Electronics Inc.
21 Broadway
Denville, NJ 07834

New York

Sylvan Wellington Co.
269 Canal Street
New York, NY 10013

R&E Electronics
4991 Rt. 209
Accord, NY 12404

Unicorn Electronics
Valley Plaza
Johnson City, NY 13790

Ohio

Philcap Electronic Suppliers
275 E. Market Street
Akron, OH 44308

Oregon

Norvac Electronics
7940 SW Nimbus Avenue
Beaverton, OR 97005

Pennsylvania

Business & Computer Bookstore
213 N. Easton Road
Willow Grove, PA 19090

Texas

Mouser Electronics
2401 Hwy. 287 N
Mansfield, TX 76063

Electronic Parts Outlet
17318 Highway 3
Webster, TX 77598

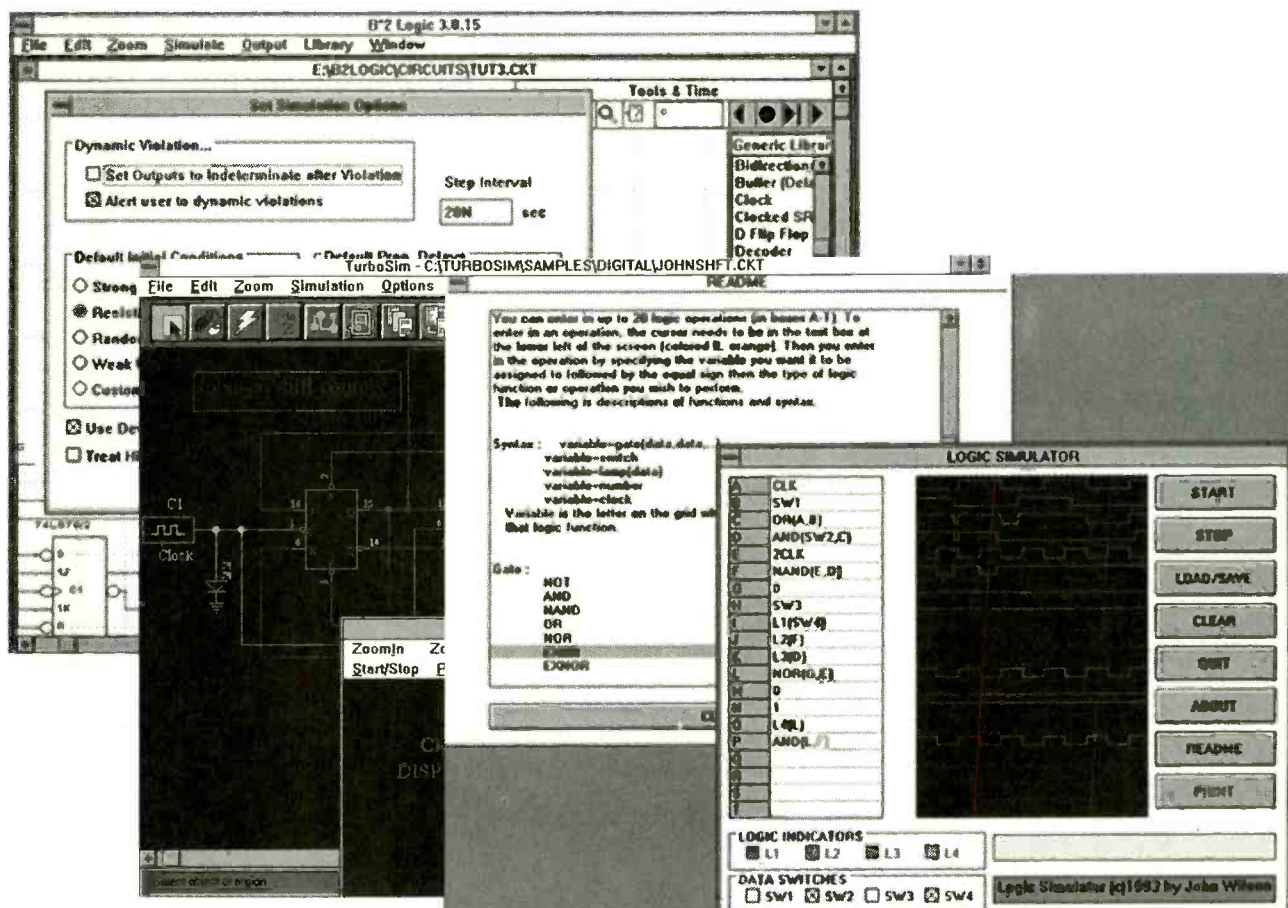
Washington

Amateur Radio Supply Co.
5963 Corson Ave., Ste 140
Seattle, WA 98108

Wyoming

Chris Supply
2007 S. Douglas Hwy., Ste. C
Gillette, WY 82716

If you'd like to sell our magazine in your store,
please circle 210 on Free Information Card.



Are you stalled without a clue as to why your TTL design doesn't work? Use a logic simulator to tell you why it's stalled and how to get it up and running.

IN THIS INSTALLMENT OF LOW-COST circuit design software, the last in our series, we look at logic simulators. It's been said that logic simulators are the life blood of the computer industry. Without them, the Pentium PC undoubtedly wouldn't exist. While this may be true, those simulators are way beyond the means of your pocketbook and ours. Fortunately, the logic simulators described in this article aren't so costly—all of them check in under \$350. Nonetheless, they are based on the same principles as the big boys, and have the ability to tell you if your home-brew digital project will fly—or not.

Digital simulation differs

TJ BYERS

considerably from analog simulation in that the software disregards any reference to voltage or current. Instead, the simulators deal with the Boolean logic states of true and false. Typical applications serviced by logic simulators include counters, sequencers, computer interface devices, computer adapter boards, and motherboards

Basically, logic simulators let you simulate any design built with logic gates, flip-flops, and microcontrollers—which covers a lot of ground.

Logic simulators fall into two

categories: state analyzers and timing simulators. A state analyzer uses a Boolean engine that calculates the output status of a design under given input conditions. It doesn't take into account setup times or bandwidth limitations; in a Boolean simulation, all gates and components are deemed perfect. Timing simulators, on the other hand, take into account the effects of time delays caused by loading, stray capacitance, temperature, and a host of other variables. These simulators can accurately predict the performance of a design for any clock rate and any given range of stress factors.

In this article we look at five

logic simulation programs that cost between \$7 to \$298. Only one of the five, Logic Simulator, is a state analyzer. The others are timing simulators. There are no winners or losers here. Even if we wanted to pick a best buy out of the bunch, the programs are diverse enough that it's like comparing apples to oranges.

How logic simulators work

At the root of all logic simulators is a Boolean engine that grinds through the mathematics of the design to determine the logic states of the nodes. While some logic simulators are satisfied with state analysis only, most add timing analysis, which takes into consideration timing parameters.

Logic levels. Even though logic simulators disregard voltage and current levels, they aren't oblivious to them, simply because voltages are an important part of the simulation pro-

cess. But rather than follow the voltage excursions, like analog simulators do, logic simulators use voltage trigger points that tell the program when the signal has crossed the threshold from one logic state to another.

Most designs are based on TTL devices, which define logic high at 5 volts, and logic low at zero volts. However, these are ideal values used by the Boolean calculator—values that would never work in real life. Because of factors intrinsic to semiconductor fabrication, you must take saturation voltage, gate loading, stray capacitance, and temperature into account. Consequently, the TTL voltage levels are set at 2.0 for logic high and 0.8 volts for logic low. Of course, the voltage of a logic high will eventually settle at 5 volts (or close to it), but the state change is recognized when the voltage exceeds 2.0 volts. Beyond that, the logic gate could care less how high the voltage goes—

well, kinda. There's always the trip back down.

Switching times. Ideally, the transition from one state to another should be instantaneous. In reality, it takes time for the voltage to change from one value to another. In analog designs this is called the slew rate; in digital designs it's called switching time (Fig. 1).

There are two types of switching times: rise time and fall time. Rise time is the time it takes for the voltage to go from logic low (typically 0.4 volts) to logic high (2.0 volts). Rise time is determined by the stray capacitance across the input of the logic device coupled with the resistance of the connecting wires. Together they form a series RC circuit, where the charging current to the capacitor is limited by the input resistance. The formula is $t = RC$. The smaller the capacitance and resistance, the faster the switching time. Fall time is the

TABLE 1—LOGIC SIMULATORS

	B ² Logic	Logic Simulator	Pulsar	SuperSIM	TurboSIM
Price	\$199	Shareware	\$149	\$149	\$149
Format	Windows	Windows	DOS	Windows	Windows
RAM required	2MB	4MB	640K	4MB	4MB
BBS file	b2logic.zip	logic.zip	pulsar.zip	supercad.zip	turbosim.zip
Schematic capture	Y	N	N	Y(1)	Y
Component library	Y	N	Y	Y	Y
Step operation	Y	N	Y	Y	Y
Hierarchical circuits	Y	N	Y	Y	Y
Bus support	Y	N	N	Y	N
Zoom	Y	N	Y	Y	Y
Timing violations alert	Y	N	Y	N	Y
Glitch trapping	N	Y	Y	Y	Y
Power dissipation	Y	N	N	N	N
Pattern matching	N	N	Y	N	Y
Strong low/high	Y	Y	Y	Y	Y
Weak low/high	Y	N	Y	Y	Y
Resistive	Y	N	N	Y	N
High impedance	Y	N	Y	Y	Y
Undefined	Y	N	Y	Y	Y

1) Extra cost

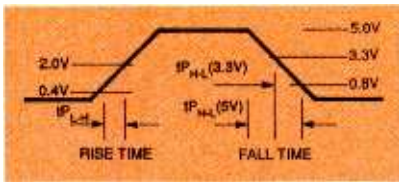


FIG. 1—THERE ARE TWO TYPES OF SWITCHING TIMES: rise time and fall time. Both are shown here.

time it takes for the voltage to go from logic high (typically 4.6 volts) to logic low (0.8 volts). Fall time is almost exclusively determined by the output load capacitance, which has to discharge through a parallel resistor; e.g., the low-level (off) resistance of the gate's output. Again the formula is $t = RC$, but this time the voltage excursion is much greater than that of the rise time: 3.8 volts versus 1.6 volts. Consequently, the fall time is often greater than the rise time.

That's why the new 3.3-volt logic is so hot. With a voltage swing of just 2.1 volts from logic high (typically 2.9 volts) to logic low (0.8 volts), the fall time is much faster and more in line with the rise time.

Propagation delay. What the preceding text is leading to is the critical simulation parameter called propagation delay, which is the time it takes for a state change on the input of a logic device to appear at the output. Propagation delay is the sum of the rise and fall times added to the internal setup time of the gate. Propagation delays are important because they determine the maximum operating speed of a circuit.

As you can guess, propagation delay isn't a fixed value. Both the rise and fall times are influenced by external forces. For example, the fall time of a gate with a 100 pF load is twice as long as one with a 50 pF load. Worse, you have little control over the loading capacitance. It's determined by the number of gates hanging on the output, and the length of the traces connecting them together. Temperature affects propagation times, too. Most logic simulators let you adjust the propagation delays of the various components, or the overall design, to discover

the impact of different propagation delays on your design.

So far we've discussed only two types of logic states, strong high and strong low, which assume that a totem-pole circuit drives (Fig. 2) the gate's output. In real life, there are other possible scenarios. For example, there are weak high and weak low states that reflect outputs controlled by pull-up and pull-down resistors, respectively.

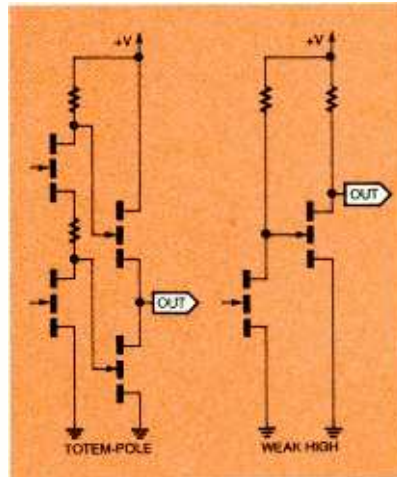


FIG. 2—MOST LOGIC SIMULATORS recognize several different types of logic states. A strong state is hard driven with lots of force, like the totem design you see above.

These states are called weak because they add another time element to our $t = RC$ timing equation. A high impedance, or open-circuit, output is a weak-state output sans the pull-up or pull-down resistor. They are commonly used in wired-OR de-

signs. Finally, there's an undefined state, which occurs on the outputs of initialized D-type flip-flops, or when the preset and clear signals of a J-K flip-flop are applied simultaneously. Two of the simulators in this review, B²Logic and Pulsar, can simulate all six states.

How circuits are defined

You don't just pluck rise and fall times out of the sky. They're forever carved in silicon at the time of the chip's conception, and are defined by the technology originally used to fabricate the chip. From that time forward, any chip bearing that number—74LS00, for example—must adhere to these timing parameters, even if it's built using a different manufacturing process or technology. If you use the same gate architecture but change the timing rules on purpose via a new technology, the part is assigned a new name, like 74ACT00.

Rather than defining these values each time you simulate a design, the logic simulator stores the values in a components library under the part's name for quick retrieval—just as schematic capture programs store component outlines. For example, the library timing sheet for a 74F241 would look something like the one you see in Fig. 3. The library contains a similar data sheet for every device in its inventory.

Notice that the data sheet in Fig. 3 contains minimum, max-

SN64F241, SN74F241
OCTAL BUFFERS/DRIVERS
WITH 3-STATE OUTPUTS
20P20W - MARCH 1981 - REVISED OCTOBER 1982

switching characteristics (see Note 2)

PARAMETER	FROM (INPUT)	TO (OUTPUT)	V _{CC} = 5 V		V _{CC} = 4.5 V to 5.5 V		UNIT
			C _L = 50 pF		C _L = 50 pF		
			MIN	MAX	MIN	MAX	
t _{PLH}	Any A	Y	1.7	3.6	1.2	6.5	ns
t _{PHL}	Any A	Y	1.7	3.6	1.2	7	ns
t _{PLH}	0Z or 0V	Y	1.2	3.9	1.2	7	ns
t _{PHL}	0Z or 0V	Y	1.2	5	1.2	8.5	ns
t _{PLH}	0Z or 0V	Y	1.2	4.1	1.2	7	ns
t _{PHL}	0Z or 0V	Y	1.2	4.1	1.2	7.5	ns

† For conditions shown as MIN or MAX, use the appropriate value specified under recommended operating conditions.
NOTE 2: Load circuit as shown unless otherwise specified in Section 1.

FIG. 3—THE CHARACTERISTICS OF A DIGITAL DEVICE are determined by propagation delay, which is the sum of rise time, fall time, and setup time. Armed with this information, the library can easily accommodate a wide range of parts using just one model by simply changing the rise and fall times.

Pin Name	Signal	Parameter	Value
CK	CLK0		
J	OUT1		
K	4		
NC	RESET		
NP	1		
NQ	5		
Q	OUT2		

FIG. 4—THERE ARE TWO WAYS TO DEFINE a digital circuit for simulation. The above method, used by Pulsar, uses a logic table.

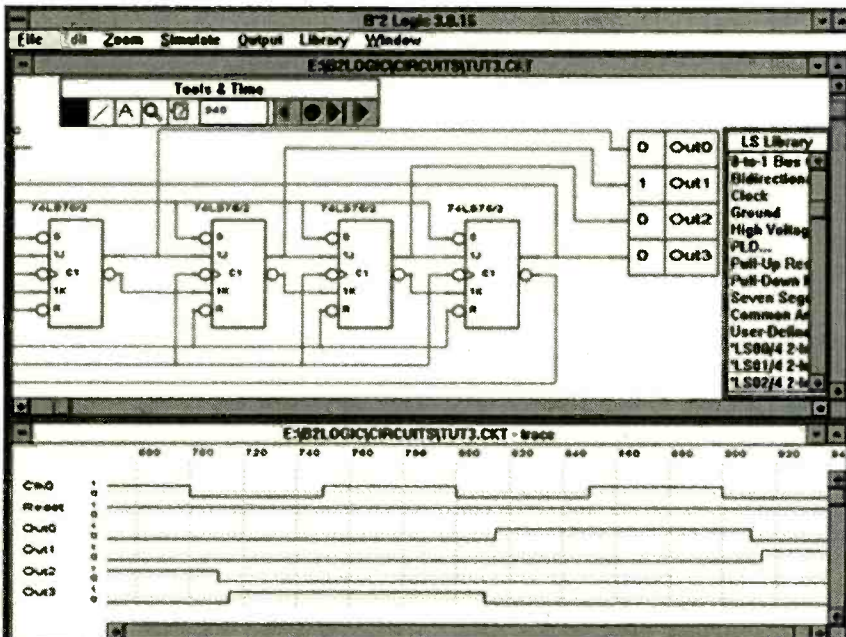


FIG. 5—THE OTHER WAY TO ENTER A CIRCUIT design into a logic simulator is via schematic capture. Sometimes the schematic program is a part of the logic simulator, like B²Logic above, while other logic simulators, like SuperSIM, read their information from an independent schematic capture netlist.

imum, and nominal values. During the manufacturing process, the semiconductor device is tested for electrical compliance. If it fails to fall within the range set by the minimum and maximum limits, it's rejected, never to see the light of day. A good logic simulator uses these limits to thoroughly shake out a design. Be aware, though, that not all logic simulators go into this much detail—especially those at the low end of the price scale. Sometimes all you have is a typical value to work with.

The typical value is the median (not the average) value of the parts coming off the assembly line. That is, these are the performance values you can expect from the device you hold in your hand. It's also the value used by the logic simulator unless you say otherwise.

To reduce the size of the library, many logic simulators use technology lookup tables. To understand how they work, consider the popular 74LS241, a 20-pin octal buffer. In addition to the 74LS241, which has a nominal propagation delay of 12

ns, this buffer is also available in 74AS241, 74F241, and 74LVC241 versions. Basically, the different versions are electrically identical, but each is built using a different technology with different timing parameters. The 74F274, for example, has a nominal propagation delay of 3.6 ns and the 74LVC241 (the 3.3-volt version) clocks in at 2.2 ns. Armed with this information, the library can easily accommodate a wide range of parts using just one model by simply changing the rise and fall times.

Building the circuit

Logic simulators have to work from a design, obviously. There are two ways to accomplish this. The traditional way is to pencil in the design elements using a logic table, as is seen in Fig. 4. The modern method is to either attach the logic simulator to a schematic capture program, or to add a schematic capture program to the simulator itself (Fig. 5).

Each method has its merits. For simple designs, it's a lot easier to fill out a form than it is to fuss with schematic capture. As the size of the design increases, though, so does the number of labels needed to define the circuit. That's when it's wise to switch to a logic analyzer with a schematic capture connection.

Running a simulation

After the mechanics of building a circuit are under your belt, it's time to display what the circuit does, and when it does it. Does a glitch occur during the switching? Is there a timing violation? Does the design work as planned?

When working with a real breadboard design, such questions are answered using a logic analyzer. This is a piece of test equipment with centipede-like fingers, called pods, that attach to any part of your digital design that you wish. Triggering off the main clock, this oscilloscope-like device displays everything from rise and fall times to the most minute glitch.

Continued on page 76

"Colorizer" for PostScript, using binomial coefficients, laser printer repairs, and more . . .

FOR THIS MONTH, I THOUGHT WE'D LOOK INTO A FEW APPLIED MATH TOPICS. I WAS RATHER POOR AT MATH THROUGH MUCH OF HIGH SCHOOL AND COLLEGE. IT TOOK A GRADUATE LEVEL PARTIAL DIFF

course for me to at last finally see the light.

There's a lot to be learned and big bucks to be made by playing around with numbers in one way or another. The one book that has done by far the most good for me over all the years is *Mathematical Tables* from the *Handbook of Chemistry and Physics*, from CRC Publishing.

The plot development is somewhat weak, but it's sure got a really great cast of characters. Alas, the book's ending is totally predictable.

My favorite current tool to explore math stuff is a Hewlett-Packard 4M+ printer. I use it as a general purpose PostScript Language computer. This route is rapid, easy, intuitive, highly graphic, and elegantly simple.

Let's look at a math topic or two...

Colorizing PostScript

I've got these great heaping piles of my column reprints that often use lighter grays for emphasis. It looks great in hard copy, but kind of awful when on-line or on any color display. I needed some sneaky trick to let me easily "colorize" these files, to automatically provide both gray and color at the same time.

A PostScript DeviceGray black has a value of 0. White is 1. My preferred very light gray is 0.96. Set

through PostScript's setgray operator. On a 106 line, 600 DPI screen.

There are many PS color rendering options. One is called DeviceRGB. If a PostScript or Acrobat program uses DeviceRGB color, a black-and-white printer should automatically convert everything back to gray. Using this rule shared with the NTSC color TV people:

```
% A PostScript "colorizer" that causes black, white, and gray code to print
% normally but converts all grays to on-screen or on-line color tints.

% Insert colorizer near beginning of ps file where it can redefine -setgray-.

% Copyright c 1996 by Don Lancaster and Synergetics, Box 809, Thatcher, AZ
% 85552. (520) 428-4073. synergetics@tinaja.com All commercial rights and all
% electronic media rights are fully reserved. Reposting is expressly forbidden.
```

```
/tintmat {
  {dup 0.842 ge {dup .7 mul .59 sub .11 div 1 exch setrgbcolor}
  {0.89 div dup 1.123 div exch 1.123 mul 0 setrgbcolor} ifelse} % lime 0
  {dup 0.59 ge {0.59 sub 0.41 div dup 1 exch setrgbcolor}
  {0.59 div 0 exch 0 setrgbcolor} ifelse} % green 1
  {dup 0.11 ge {0.11 sub 0.89 div dup 1 setrgbcolor}
  {0.11 div 0 exch 0 exch setrgbcolor} ifelse} % blue 2
  {dup 0.3 ge {0.3 sub 0.7 div 1 exch dup setrgbcolor}
  {0.3 div 0 0 setrgbcolor} ifelse} % pink 3
  {dup 0.7 ge {0.7 sub 0.3 div 1 1 setrgbcolor}
  {0.7 div 0 exch dup setrgbcolor} ifelse} % turquoise 4
  {dup 0.41 ge {0.41 sub 0.59 div 1 exch 1 setrgbcolor}
  {0.41 div dup 0 exch setrgbcolor} ifelse} % magenta 5
  {dup 0.89 ge {0.89 sub 0.11 div 1 exch 1 exch setrgbcolor}
  {0.89 div dup 0 setrgbcolor} ifelse} % bright yellow 6
  {dup 0.731 ge {1 exch dup .41 mul .30 sub .11 div setrgbcolor}
  {0.856 div dup 1.155 mul exch 1.155 div 0 setrgbcolor} ifelse} % beige 7
} bind def

/tint 0 def % sets the next tint proc

/setgray (tintmat tint get cvx exec) bind def % redefines all grays

% Certain applications will require a print to disk first. Files already
% in Acrobat will also need redefinitions of -setcolor- and -setrgbcolor-.

% Additional details in COLORIZE.PS on www.tinaja.com
```

FIG. 1—A "COLORIZER" for black-and-white PostScript or Acrobat files.

**new from
DON LANCASTER**

ACTIVE FILTER COOKBOOK

The sixteenth (!) printing of Don's bible on analog op-amp lowpass, bandpass, and highpass active filters. De-mystified instant designs. **\$28.50**

CMOS AND TTL COOKBOOKS

Millions of copies in print worldwide. THE two books for digital integrated circuit fundamentals. About as hands-on as you can get. **\$24.50** each.

**INCREDIBLE SECRET
MONEY MACHINE II**

Updated 2nd edition of Don's classic on setting up your own technical or craft venture. **\$18.50**

LANCASTER CLASSICS LIBRARY

Don's best early stuff at a bargain price. Includes the CMOS Cookbook, The TTL Cookbook, Active Filter Cookbook, PostScript video, Case Against Patents, Incredible Secret Money Machine II, and Hardware Hacker II reprints. **\$119.50**

LOTS OF OTHER GOODIES

- Ask the Guru I or II or III \$24.50
- Hardware Hacker II or III \$24.50
- Micro Cookbook I \$19.50
- PostScript Beginner Stuff \$29.50
- PostScript Show and Tell \$29.50
- Intro to PostScript Video \$29.50
- PostScript Reference II \$31.50
- PostScript Tutorial/Cookbook \$19.50
- PostScript by Example \$31.50
- Understanding PS Programming \$29.50
- PostScript: A Visual Approach \$22.50
- PostScript Program Design \$24.50
- Thinking in PostScript \$22.50
- Laser/Writer Reference \$19.50
- Type 1 Font Format \$15.50
- Acrobat Reference \$24.50
- Whole works (all PostScript) \$380.00
- Synergetics Surplus Catalog **FREE**
- Technical Insider Secrets **FREE**

POSTSCRIPT SECRETS

A Book/Disk combination crammed full of free fonts, insider resources, utilities, publications, workarounds, fontgrabbing, more. For most any PostScript printer. Mac or PC format. **\$29.50**

BOOK-ON-DEMAND PUB KIT

Ongoing details on Book-on-demand publishing, a new method of producing books only when and as ordered. Reprints, sources, samples. **\$39.50**

THE CASE AGAINST PATENTS

For most individuals, patents are virtually certain to result in a net loss of sanity, energy, time, and money. This reprint set reveals to you tested and proven real-world alternatives. **\$28.50**

BLATANT OPPORTUNIST I

The reprints from all Don's Midnight Engineering columns. Includes a broad range of real world, proven coverage on small scale technical startup ventures. Stuff you can use right now. **\$24.50**

RESOURCE BIN I

A complete collection of all Don's Nuts & Volts columns to date, including a new index and his master names and numbers list. **\$24.50**

FREE SAMPLES

Visit The Guru's Lair at <http://www.tinaja.com> for interactive catalogs and online samples of Don's unique products. Searchable reprints and reference resources, too. Tech help, hot links to cool sites, consultants. email: don@tinaja.com

FREE VOICE HELPLINE VISA/MC

SYNERGETICS

Box 809-EN
Thatcher, AZ 85552
(520) 428-4073

		NUMBER OF ONES IN WORD											
		0	1	2	3	4	5	6	7	8	9	10	11
NUMBER OF BITS IN WORD	1	1	1	-	-	-	-	-	-	-	-	-	-
	2	1	2	1	-	-	-	-	-	-	-	-	-
	3	1	3	3	1	-	-	-	-	-	-	-	-
	4	1	4	6	4	1	-	-	-	-	-	-	-
	5	1	5	10	10	5	1	-	-	-	-	-	-
	6	1	6	15	20	15	6	1	-	-	-	-	-
	7	1	7	21	35	35	21	7	1	-	-	-	-
	8	1	8	28	56	70	56	28	8	1	-	-	-
	9	1	9	36	84	126	126	84	36	9	1	-	-
	10	1	10	45	120	210	252	210	120	45	10	1	-
	11	1	11	55	165	330	462	462	330	165	55	11	1
	12	1	12	66	220	495	792	924	792	495	220	66	12
	13	1	13	78	286	715	1287	1716	1716	1287	715	286	78
	14	1	14	91	364	1001	2002	3003	3432	3003	2002	1001	364
	15	1	15	105	455	1365	3003	5005	6435	6435	5005	3003	1365
	16	1	16	120	560	1820	4368	8008	11440	12870	11440	8008	4368
	17	1	17	136	680	2380	6188	12376	19448	24310	24310	19448	12376
	18	1	18	153	816	3060	8568	18564	31824	43758	48620	43758	31824
	19	1	19	171	969	3876	11628	27132	50388	75582	92378	92378	75582
	20	1	20	190	1140	4845	15504	38760	77520	125970	167960	184756	167960
	21	1	21	210	1330	5985	20349	54264	116280	203490	293930	352716	352716
	22	1	22	231	1540	7315	26334	74613	170544	319770	497420	646646	705432

FIG. 2—THIS BINOMIAL COEFFICIENTS TABLE quickly answers such questions as "how many binary words of length "n" have "k" ones in them? Any rightmost "missing" values can be found by symmetry.

gray=0.3red+0.59green+0.11blue

The "funny numbers" come about because the eye is the most sensitive to green and least sensitive to blue. More on this in my MUSE98.PDF at tinaja.com. At any rate, any 0.96 gray is quite light. So light that we might end up with uselessly weak pastels if we are not careful.

We can see that our color choices might end up restricted. No matter. One tint (used in various saturations) is good enough to make each column look much better.

The trick is to automatically define carefully chosen red, blue, and green values from the given gray. That will, in turn, return that same gray back to the black and white printer.

A branch of mathematics known as partial differential calculus can give us a hint of which way to go.

Say you only change red. The gray will shift by 0.3 times as much as the red does. Thus, any one percent gray shift requires a 3.33 percent shift in red. Similarly, a one percent shift in gray needs only a 1.69 percent green change. But takes a whopping 9.09 percent shift in blue.

Thus, if you want nice colors in place of lighter grays that are not washed out, you need to back off on your blue first!

For example, if you let red = 1 and let green = 1, our light gray equation can solve to:

blue = (gray - 0.89)/0.11

Which only works down to an 0.89 gray. So you need a different formula for darker grays. Say letting blue = 0 and red = green. Colorwise, as your gray gets darker, you start here with white. Then merge white and yellow, and finally go a full bright yellow at 0.89 gray. Below that, you drop down into the "darker" unsaturated yellows through brown to black.

Figure 1 shows us some possible shiftings. Uh, whoops. Backing off totally on the blue can leave you with a color which is best described as an infirm yellow. The two I like the best are the pastel green and the somewhat brighter lime green.

To use these routines, just prepend them to your existing file. But do so in a position where they can redefine setgray. If you are in some application

```

% A PostScript utility to generate all possible binary words of length "n" having "k"
% ones in them. Send to any PostScript device using recordable two-way com.

% Copyright c 1996 by Don Lancaster and Synergetics, Box 809, Thatcher, AZ
% 85552. (520) 428-4073. synergetics@tinaja.com All commercial rights and all
% electronic media rights are "fully" reserved. Reposting is expressly forbidden.

/bitsinword 10 def          % set the number of bits in the word

/ws0 bitsinword string def  % generate a workstring
/kproc0 (ws0 == flush) def % define a proc that uses the string.

/0k0{kproc0} def
/1k0{false exch 1 ws0 length 1 sub{dup 3 -1 roll{1 sub ws0 exch 48 put}{pop ws0
  dup length 1 sub 48 put}ifelse ws0 exch 49 put kproc0 true} for pop} bind def
/2k0{false exch 1 ws0 length 2 sub{dup dup 4 -1 roll{1 sub ws0 exch 48 put} {pop ws0
  dup length 2 sub 48 put}ifelse ws0 exch 49 put 1 add 1k0 true} for pop} bind def
/3k0{false exch 1 ws0 length 3 sub{dup dup 4 -1 roll{1 sub ws0 exch 48 put}{pop ws0
  dup length 3 sub 48 put}ifelse ws0 exch 49 put 1 add 2k0 true} for pop} bind def
/4k0{false exch 1 ws0 length 4 sub{dup dup 4 -1 roll{1 sub ws0 exch 48 put} {pop ws0
  dup length 4 sub 48 put}ifelse ws0 exch 49 put 1 add 3k0 true} for pop} bind def
/5k0{false exch 1 ws0 length 5 sub{dup dup 4 -1 roll{1 sub ws0 exch 48 put} {pop ws0
  dup length 5 sub 48 put}ifelse ws0 exch 49 put 1 add 4k0 true} for pop} bind def
/6k0{false exch 1 ws0 length 6 sub{dup dup 4 -1 roll{1 sub ws0 exch 48 put} {pop ws0
  dup length 6 sub 48 put}ifelse ws0 exch 49 put 1 add 5k0 true} for pop} bind def
/7k0{false exch 1 ws0 length 7 sub{dup dup 4 -1 roll{1 sub ws0 exch 48 put} {pop ws0
  dup length 7 sub 48 put}ifelse ws0 exch 49 put 1 add 6k0 true} for pop} bind def
/8k0{false exch 1 ws0 length 8 sub{dup dup 4 -1 roll{1 sub ws0 exch 48 put} {pop ws0
  dup length 8 sub 48 put}ifelse ws0 exch 49 put 1 add 7k0 true} for pop} bind def

% (higher numbers ones or additional strings can be added here if needed. )

% /// demo - remove or alter before reuse. ///

% to generate all TEN bit words having FIVE ones in them...

0 5k0          % call five ones entry point, preceded by zero
quit

```

FIG. 3—A UTILITY TO GENERATE n-of-k binary bit sequences.

that prevents you from messing with the code, simply do a print to disk first.

Should your files already be in an Acrobat format, you may also have to print to disk, redefine setcolor and setrgbcolor, and then re-distill. More details on this in COLORIZE.PDF on tinaja.com

Binomial coefficients

Now that I have made you an expert in applying partial differential equations, let us go on to something tougher. What totally amazes me is how many times over the years that I've ended up right back on the very same page in the book. One that lists binomial coefficients.

These are intended for use by the statistics folks. They are used to answer questions such as "how many

combinations of six coins are there that will have two heads and four tails?"

That same problem restated has become quite important in my magic sinewave work: "Generate all binary words of length n with k ones."

Well, let's see here. Say you have four bits. There's $2^4 = 16$ possible words. There will be one word of no ones (0000). Plus four words having single ones (0001), (0010), (0100), (1000). There will be six words of two ones, namely (0011), (0101), (1001), (0110), (1010), and (1100).

Similarly, there will be four words that have three ones (0111), (1011), (1101), (1110); and a remaining word (1111) of four ones.

Go to six bits and we start to get messy with 64 combinations. But we can cheat. Of these 64 combinations,

there will be a word with no ones and a word with six ones. There will be six having a single one and six with five ones. Taken together, these add up to 14 cases.

There will apparently be $5 + 4 + 3 + 2 + 1 = 15$ cases with two ones. Plus 15 similar cases of four ones. Which, by default, leaves us with 20 ones for the cases of three ones.

As you can imagine, exhaustive listings get old as the number of bits in the word go up. But we can clearly see a pattern emerging. There always will be one word with no ones and one word with all ones. There always will be n words having a single one in all bit positions. There will always be n words lacking a single one in all bit positions.

For the complementary "two ones" and "all-but-two-ones" cases, there will be the sum of $(k-1) + (k-2) + \dots + 2 + 1$ combinations. These inner results will seem more ugly. But they end up rather simple to find.

Figure 2 shows us the table of binomial coefficients. Note how the combinations rapidly get out of hand. The key rule to generate this table is simple enough: To produce any new value in any given column, add your previous value to the value to its left. Substitute zeros for blanks on any "empty" column positions.

Restating it geographically, each "here" value equals the total of its "north" and "northwest" neighbors. Continued to extremes, we could find that there are 2,704,156 possible 24 bit words with 12 ones in them.

While you can easily write a trivial computer program that exhaustively searches for the - k of-n combinations, this approach rapidly gets inefficient. In the 3-of-18 case, you'd have to search out 262,144 combinations for a mere 816 final results.

Figure 3 shows some efficient PostScript code that I use to generate sequential strings for ones and zeros of length n. Sequences which do have precisely k ones in them. This is one example of reentrant code. Well, sort of, anyway. To find higher values of k, just continue the expansion in the obvious direction. Bunches more on magic sinewave opportunities in my MSINPRO.PDF on tinaja.com.

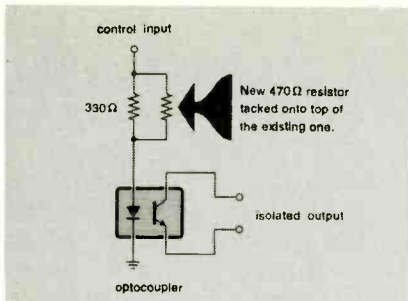


FIG. 4—CERTAIN OPTOCOUPERS MAY "run down" after 10,000 or so hours of operation. Sometimes, boosting the LED current by adding a parallel resistor can inexpensively and simply restore proper performance.

Laser printer repairs

Don Thompson just mailed me a revised copy of his superb Mastering Laser Printer Service manual. While pricey, this is by far the most useful servicing resource. Don also has first-quality repair seminars. Plus lots of repair parts. And has special pricing for readers of this column.

I've listed some other laser printer resources in this month's sidebar. *Recharger* magazine is the place to go for info on rebuilding procedures and toner supplies. I currently do use Static Control Components.

Getting machine specific service info can be tricky. Most laser printers use Canon engines. Hewlett Packard Manuals has costly but outstanding repair manuals for all their LaserJets that use Canon engines.

These same manuals can be highly useful for servicing Apple, QMS, and other brands. HP also carries most modules and has instant delivery. But they charge full list price and limit themselves to entire modules, rather than individual component parts.

A number of firms offer rebuilding and replacement modules at far lower prices. Some as "pre-exchanges". I have also listed a few of these in our resource sidebar.

Your most common laser printers likely to need repairs are still those that use the older Canon SX engines. Although getting a tad long in the tooth, there sure are a lot of these 300 DPI workhorses out there. Having high copy counts and low street resale prices. Typical models were the older Apple NTX and newer LaserWriter G, the Hewlett Packard LaserJet 3 or

LASER PRINTER REPAIR RESOURCES

Advanced Recharging

4938 Sharp Street
Dallas TX 75247
(800) 437-2296

Apple Computer

20525 Mariani Ave
Cupertino CA 95014
(408) 996-1010

Hewlett-Packard Manuals

19310 Pruneridge Ave
Cupertino CA 94014
(800) 752-0900

Jensen Tools

7815 S 46th St
Phoenix AZ 85044
(602) 968-6231

LaserLand

2655 Orchard Lake Rd #119
Sylvan Lake MI 48320
(800) 60-TONER

National Parts Depot

31 Elkay Drive
Chester NY 10918
(800) 524-8338

Oasis Imaging Products

23220 Del Lago
Laguna Hills CA 92653
(800) 822-7661

PBTI Electronic Imaging

7195 30th Avenue N
St. Petersburg FL 33710
(813) 345-0010

QMS/Laser Connection

PO Box 81250
Mobile AL 36689
(205) 633-4300

Quality Laser Charge

1117 N. Equestrian Way
Prescott AZ 86303
(800) 828-6649

Recharger

4218 W Charleston Blvd
Las Vegas NV 89102
(702) 438-5557

Static Control Comps

3115 H Siler Dr
Sanford NC 27331
(800) 488-2424

Don Thompson

6 Morgan #112
Irvine CA 92718
(714) 855-3838

TonerPlus

8222 N Lamar Blvd #E44
Austin TX 78753
(800) 383-5564

Total System 2000

47-00 33rd Street
Long Island City NY 11101
(800) 682-7371

World Recharging Expo

4218 W Charleston Blvd.
Las Vegas NV 89102
(702) 438-5557

3D. Or the PS820 from QMS. The HP manual 33440-90904 is a "must have" resource for working on any of these machines.

Don T. has a nice SX maintenance video. Along with a whole bunch of others for most of the newer engines. While the comments that follow are SX specific, similar attacks ought to work on most laser printers.

The first step on any laser printer repair is to make a careful visual inspection. Then get the problem to show up or otherwise become obvious. Often a simple cable check and a rebooting (host, network, and printer!) will get you back running properly. At other times, operator stupidity will turn out to be the real problem. Little things such as forgetting to pull the cartridge sealing strip.

Yet other times, hidden paper jams may be the culprit. One "tool" I've found rather handy here is a seven inch wide sheet of parchment cover stock. By gently sawing this through

various points in the paper path, jam problems can often be cleared.

The second step is to substitute the toner cartridge and see if the problem goes away. Some cartridge problems are easily fixed; others are either fatal or not worth the effort. More on toner cartridge refilling can be found in HACK40.PDF, HACK78.PDF, or in TONERTRX.PDF.

The third big check is to place the printer in a darkened room and look into the paper exit area. On startup, an intermittent and dull yellow glow should tell you when the fuser lamp is cycling properly. Note that the lid has to be closed or all the interlocks bypassed for this lamp to light.

The fusion assembly accounts for a lot of your remaining problems. These include toner caking or a roller cracking; stripping of that notorious 14-tooth gear; a burned out fuser lamp; a bent or a broken paper exit sensor; or a coated or defective thermoprotector.

NAMES AND ADDRESSES

Adobe Acrobat System
1585 Charleston Rd
Mountain View CA 94039
(800) 833-6687

Alfa Products
P.O. Box 8247
Ward Hill MA 01835
(800) 343-0660

CRC Publishing
2000 Corporate Blvd NW
Boca Raton FL 33487
(407) 994-0555

Digital Magic
10 Tara Blvd 5th Floor
Nashua NH 03062
(603) 891-9168

Fisher Scientific
711 Forbes Ave
Pittsburgh PA 15219
(412) 562-8300

Fluke
PO Box 9090
Everett WA 98206
(800) 443-5853

Hewlett-Packard
PO Box 10301
Palo Alto CA 94303
(415) 857-1501

Home Theater
29160 Heathercliff Rd Ste 200
Malibu CA 90265
(301) 589-3100

Lindsay Publications
PO Box 538
Bradley IL 60915
(815) 935-5353

Magnet Sales
11248 Playa Court
Culver City CA 90230
(800) 421-6692

Maxim
120 San Gabriel Dr
Sunnyvale CA 94086
(800) 998-8800

Mitel
2321 Morena Blvd #M
San Diego CA 92110
(619) 276-3421

New Wireless Pioneers
Box 398
Elma NY 14059
(716) 681-3186

PC AI
3310 W Bell Road Ste 119
Phoenix AZ 85023
(602) 971-1869

Rutgers University Press
7 College Avenue
New Brunswick NJ 08903
(908) 932-1766

Synergetics
Box 809
Thatcher AZ 85552
(520) 428-4073

Texas Instruments
PO Box 809066
Dallas TX 75380
(800) 336-5236

Visual Developer
7339 E Acoma Drive Ste 7
Scottsdale AZ 85260
(602) 483-0192

A fuser substitution is the best way to test for all of these problems. A fuser exchange only costs \$50 or so. If you want to do the repairs yourself, Don Thompson has an elaborate kit for fuser rebuilding.

There are only four screws holding your fuser in place. To reach these, get yourself a hard-to-find extra long Phillips screwdriver. Jensen Tools is one place that carries them.

Then put a tiny dab of beeswax on the tip. The fuser pulls straight up after these screws are removed. Be careful with the connector pins! A big warning: Never touch that fuser lamp! Fingerprint oil on that quartz bulb causes a local hot spot that can destroy the lamp. Handle this one gently by the extreme ends. Or else wear cotton gloves.

If the fuser lamp seems ok but still doesn't light, the problem may lie in

that expensive ac power supply. The typical cure is to swap out the triac, two resistors, and the optoisolator. Again, Don Thompson has a nice kit for this. It can save you big bucks. But you do need to do a careful job of soldering.

The corona charging assembly is immediately in front of the cartridge area. A delicate wire here may need Q-tip cleaning or replacement. Also, the right end of this wire fits in an insulated block. Toner buildup here can cause imaging problems.

Clean corona charging assemblies are particularly important on duplex printers, such as the HP 3D. Images with "rain" or "bunches of grapes" on one page side only are often caused by a dirty corona charging assembly. This assembly has to work much harder on the back side, since it is dealing with a heated sheet.

Paper pickup problems can often

be cured by replacing the pickup rollers or the registration assembly. Both of these are simple and cheap to do. Be extra careful of the fiber optic laser link when doing any service work.

One SX problem which I seem to have seen way more than my share of: Those path-sensing optocouplers may "run down" after 10,000 hours of operation. This sounds like a lot of hours but is real easy to rack up on any machine that gets left on continuously. The usual symptom is that the paper jam lights lie—either always or intermittently. You might blast the suspect opto with some spray cooler and watch for changes. Cleaning also helps.

One trick I have used is shown in Fig.4. If the optocoupler is just barely intermittent, you could easily add a new resistor in parallel with the existing one that sets the current to the LED. This runs the LED brighter and may cure your problem. It is far easier to tack on a new resistor than it is to replace an optocoupler.

Here are some more SX tips:

There is a hidden mirror located above the toner cartridge. A piece of cathair here can cause vertical stripes down the page. It is a front surface mirror, so clean it very carefully using a Q-tip. A metal gate has to be slid sideways to access this hidden mirror.

The vertical spacing between page defects can usually tell you whether you have a cartridge drum, magnetic roller, or fusion roller problem.

Gear noise can often be cured by a careful cleaning that totally removes any toner.

SX connectors are rather flakey. Sometimes reseating them or gently closing their contacts can cure maddeningly infuriating intermittents. Especially on the main motor.

Squeaks are not a serious problem. Except for their driving the user up the wall. A tiny amount of grease in the right place is the usual cure.

A continuous growling can usually be traced to that hidden and "secret" lower fan. Usually vacuuming off the clumped dust and adding a drop of oil is all that is required.

A similar drop of oil can also free the upper fan bearings as well. When

working on the upper fan, be certain to clean or replace the ozone filter. Note that a slow upper fan can cause overheating that, in turn, leads to more serious problems. A "roasted toner" smell is usually caused by a slow or jammed fan.

Finally, of course, an intermittent muffled yowling might sometimes be cured by opening up your SX lid and letting the cat out.

A superb new printer

I've long been seeking a "perfect" laser printer for my book-on-demand publishing. The goals here include genuine Adobe PostScript level 2 or higher, a two sided printing duplexer, a companion hard disk, a Canon or better engine; recharging economics better than 0.1 cents per page.

In addition all manuals and all parts must be readily available; 600 DPI enhanced resolution; superb grays; photo enhancements; big trays; 16 pages per minute; and a street price under \$1900. And perhaps an optional 11 x 17 capability.

That Hewlett-Packard 4M+ sure comes close. It more or less has all of these features except for an essential hard disk. The hard disk lets you do unattended BOD production, besides stashing all your files and fonts. And it dramatically reduces the amount of communications needed.

The 4M+ street price is \$1590 or so. The print quality (especially on photos) is a quantum leap over anything previous. You can shortly expect a 5M+ at the same price that should include an optional hard disk.

But meanwhile, there is a brand new "big brudder" machine called the 5SiMX. I've got one of these, and it is absolutely ideal for most serious self-publishing. Yeah, this one seems expensive. But four or five of these \$4000 class machines used in parallel can utterly and totally blow away a \$225,000 Xerox Docutec!

Let's see, 24 pages per minute. A full 11x17. A well designed slide-in duplexer and hard disk; both present. Big trays, with even bigger ones as an option. Real PostScript. High wear items (fuser, pickup rollers, etc.) easily snap out for easy maintenance.

Problems so far have been minor.

Their factory assembly misaligned a plastic duplexer tab that caused jams. Loosening two screws and placing tab A into slot B where it obviously belonged fixed this.

While there's Ethernet, Appletalk, and high speed bidirectional parallel interfaces, I sorely lacked a plain old serial input. Some external adapter should fix this. And you can't really fault HP for leaving a lesser used and slow interface off a fast machine.

Hewlett Packard has a free demo CD ROM on the SiMX. Two of them actually. But the second one is tricky to scan without the printer. Ask for their LaserJet 5SiMX Test Drive. And their Personal Trainer. You'll find more on BOD in my Book-on-demand Publishing Kit. For other self-publishing options, check PUB-ALTS.PDF on tinaja.com.

New tech lit

From Mitel, a fat new data book on Analog and Digital Telecomm Data. From Maxim, the 1996 New Product Selector Guide. Maxim is generous on free evaluation samples.

From Fluke, a free new video on Managing Electrical Power Systems.

From Texas Instruments, some free samples on their TSL240 series of light to frequency converters.

From Lindsay Publications, a reprint of a classic 1920 book on How to Make and Use a Small Chemical Laboratory.

One crucial danger in homebrew chemistry, though: Certain of those unknown bargain priced direct mail chem lab supply ads might in fact be DEA sting operations. It may be best to stick with the name brand biggies such as Fisher or Alpha.

Type MRI-G Magnetic paper which can show you field intensity patterns is sold by Magnet Sales.

Rare early radio publications are offered by New Wireless Pioneers. One fascinating book is *American Plastic, A Cultural History*. Since the author is an architect, the book has an interesting slant. From the Rutgers University Press.

There seem to be zillions of new trade journals and other mags coming out of the woodwork. This morning's collection included *Home Theater* on

premium consumer audio and video; *Visual Developer* for Visual Basic users, *PC AI* for artificial intelligence and fuzzy logic; and *Digital Magic*. The latter is on animation for digital entertainment.

For all the fundamentals of digital integrated circuits, check into my classic CMOS Cookbook or else my TTL Cookbook. Also bargain priced in my Lancaster Classics Library. Per my nearby Synergetics ad. I've got my <http://www.tinaja.com> web site up and working. EN


VIDEO NEWS

continued from page 26

of \$6900, but has offered few details. Curtis Mathes says that it has its own proprietary technology to build "Interview" TV sets with Web-browsing capability, and promises large-screen direct-view and projection models this year. It also plans a set-top box to add speakerphone and Caller ID features to those sets.

Cable surfing

The hottest product at the 1996 National Cable TV Association convention was the cable modem, already undergoing widespread in-home testing. Capable of extremely high speeds—up to 30 or 40 megabytes per second—they are now or will soon be supplied by at least a half-dozen companies. Cable systems without two-way capability can install modems that use a telephone line for the return link. Approximately 100,000 homes are expected to be equipped with cable modems by the end of this year. The cost will be added to your cable bill, of course. EN



Four essential test instruments

DC power supplies, function generators, bench digital multimeters and frequency counters are essential in every lab or service center. Here we examine their applications and key features

THE MYRIAD OF TEST INSTRUMENTS AVAILABLE TODAY IS EXCEEDED ONLY BY THE NUMBER OF DEVICES AND COMPONENTS THSES OINSTRUMENTS TEST.

YET, OVER THE YEARS, A RELATIVELY SMALL NUMBER OF

these tools have withstood the test of time and become the test tools of choice for service technicians, designers, educators and engineers.

Many would nominate the oscilloscope as the foremost test instrument, and there would be few arguments. However there are at least four other essential test instruments that are found in almost every service center and laboratory—power supplies, function generators, bench digital multimeters and frequency counters. Here, we examine each of these tools and look at how they are used in their four primary application areas — service, manufacturing, education and design. We will also discuss important selection criteria for each and key features that have made them essential components of the test instrument toolbox.

DC power supplies

DC power supplies provide power to the device or unit under test (DUT/UUT). That's what makes them so indispensable. In the service industry, for example, they are used when repairing electronic products such as consumer

electronics and office machines. They are also valuable when working on computer and telecommunications products. DC power supplies also are used to calibrate electronics products, process equipment and machinery.

In the manufacturing plant, DC power supplies are often a key component of in-house automatic test equipment (ATE) systems and are used in all manner of production and burn-in testing. Here, they are often found at troubleshooting repair stations and in the incoming

inspection area for components and circuit boards.

Education laboratories provide DC power supplies so students can supply power to their experimental designs—whether they be electronics, telecommunications or electro-mechanical. These tools are also highly useful in the lab for teaching ATE concepts. Finally, when used for product design, power supplies provide the power for prototype boards.

What are some of the key features that you should consider when selecting a DC power supply? Certainly third-party safety approval, such as UL, CSA, ETL and VDE, should be high on your list. These certifications typically require the following safety features for approval: a fire-retardant case, fuse protection at both the primary



*PRODUCT MARKETING MANAGER
TEKTRONIX TOOLS BUSINESS UNIT
TEKTRONIX


and secondary circuits, a power switch at the OFF position to cut both live and neutral leads, and an output post shielded from the user's body. Look for DC power supplies that deliver maximum temperature rise at full load. Compliance with current EMI/EMC regulations is a related requirement.

In addition to the mentioned safety features, you'll want your power supply to provide over-voltage and over-current protection and display warnings. Also important are enough output voltage and current range, plus high resolution for voltage and current settings. Be sure to check the number of voltage outputs to be assured they are adequate for your applications, and, if necessary, whether the unit comes with both a front and rear output terminal.

Availability of both parallel and serial modes will give you additional operational flexibility (e.g., for as voltage tracking), while programmability (on-line and off-line) grants you a wider range of functionality. Finally, floating outputs are an essential feature of many DC power supplies.

Function generators

Whether you need a sine wave, triangle or square wave, a TTL or other signal, function generators generate and provide signals to the device



under test (DUT). Like the DC power supply, function generators are used extensively in our four application areas: service, design, education and manufacturing.

When used for depot service, function generators are typically employed to repair and calibrate electronic products and equipment of all types. In product design, function generators provide the source of a predefined signal and are used to test prototype circuit boards. Manufacturing engineers


and technicians use function generators for production testing and troubleshooting repair stations. Like DC power supplies, function generators are an intrinsic component of many in-house ATE systems. And in the education lab, these indispensable tools provide signal sources to experimental designs of electronics, telecom and electromechanical projects.

In terms of selection criteria, many of the same safety considerations you consider when purchasing a DC power supply also apply to functions generators—third-party safety approval, fuse protection at both primary and secondary circuits and a power switch to cut power to live and neutral leads. You'll also want to ascertain whether the unit provides maximum temperature rise at the maximum output amplitude.

In addition to checking for maximum output frequency, amplitude and offset voltage, it's a good idea to determine the output frequency stability of the instrument you are considering. Here are some other useful functions or features to look for—adjustable duty, sweep function, modulation, frequency readout, output impedance, external frequency control and a built-in counter.

Frequency counters

Frequency counters are used to acquire and measure the frequency characteristics of a signal. Students use them to measure frequency, period and other timing related measurements. Product designers measure and debug timing signals with these tools. Service technicians employ them in the service center to help repair electronic products and calibrate electronics equipment. And manufacturing engineers and technicians utilize them for production test, in-process control and audit. You will



also find frequency counters in incoming quality control where they are used to test frequency-related components such as crystal oscillators.

When choosing a frequency counter, make certain they carry third-party safety approval. Beyond that, useful capabilities include maximum input frequency, input voltage sensitivity, time base accuracy and the highest number of digits resolution for your application. Programmability and the ability to identify frequency overrange conditions are also desired functionality in these instruments. Check the number of digits to make sure it is sufficient for your application's needs. Finally, you may find it useful if your frequency counter provides such capabilities as time interval, period and totalize measurements.


Bench-type digital multimeters (DMMs)

When you need to show measurement results on a digital display for a variety of electrical parameters, you turn to your digital multimeter (DMM). It's a handy tool to have whether you are a manufacturing engineer, student, serviceperson or designer. The DMM is used in many of the same ways in all of the four application areas. Here are some additional uses for the DMM—in design, for verification of voltage and other electrical parameters during prototype stage; in the education lab, for measuring and recording the value of such electrical signals as voltage, current, dB and (during experiments; in the manufacturing arena, DMMs are used in quality audit and in-process QC, as well as for incoming inspection of components and boards.

When looking for a bench-type DMM, you'll need to examine the number of digits, along with the percentage accuracy. Both of these specifications should match in order to provide the best measurement resolution for your application. The measurement speed (number of measurements per second) should also be taken into account.

Autoranging capability is a common and useful DMM feature to have, and DMMs are increasingly offering programmability (both online and off-

TABLE—1



line) to enhance their measurement flexibility. Protection against double-fault conditions caused by human error is an important safety issue with DMMs. Beyond that, the same safety features found in the other test instruments discussed warrant your careful consideration.

In summary...

Whether your job is in electronic service, manufacturing, education or design, we hope the preceding guidelines and suggestions will help you negotiate the sometimes confusing maze of test instrumentation. To make your job a little easier, we offer the following summary in table form of the four essential test instruments, their respective uses and key features you'll want to keep in mind as you make your decision.

Readers can contact Tektronix by calling 1-800-479-4490, Action Code 300. Additionally, Tektronix maintains a home page at:
<http://www.tek.com/Measurement>.

EN

Instrument	Use	Key Features
DC Power Supply	Supply power to DUT/UUT	3rd-Party safety approval Compliance w/EMI/EMC regulations Output voltage/current range Over-voltage/over-current indications Parallel/serial modes Floating outputs Programmability
Function Generator	Generate/provide signals to DUT	3rd-Party safety approval Compliance w/EMI/EMC regulations Max output frequency, amplitude, max offset voltage, programmability, additional features as needed
Frequency Counter	Acquire/measure the frequency characteristics of a signal	3rd-Party safety approval Max input frequency Input voltage sensitivity Time base accuracy Resolution Ability to identify overrange conditions Number of digits Programmability Other functions as needed
Bench-Type DMM	Show measurement results for a variety of electrical parameters	3rd-Party safety approval Over-voltage, over-current settings Accuracy specifications Number of digits Measurement speed Autoranging feature Programmability

LETTERS

continued from page 10

The application shown in my article is the basic "bare bones" configuration for the LM386, and should provide adequate performance for the intended purpose. However, Mr. Stiles point concerning possible stability difficulties is both accurate and well taken. Like most integrated circuits, the LM386 is very flexible, but it does exhibit some limitations.

Considering all that is packed into on of those little chips, it's surprising how "limited" those limitations are but stability, especially under taxing conditions, is definitely a problem. Thus, for any appli-

cation other than a very basic one, I too would recommend a more complex arrangement, something similar to Fig. 2. Fig. 3 in my article provides a gain of 200 and, as Mr. Stiles pointed out, an electrolytic capacitor between pin 7 and ground would be helpful. That disables the internal input bias network and will improve stability.

Adding a series capacitor and resistor, from the output (pin 5) to ground, compensates for the speaker inductance and will help prevent distortion.

As for the use of a bypass capacitor across the power connections, it rarely hurts anything and is often an asset. That applies more to logic chips than linear devices, but still represents a pragmatic

supplement. Mr. Stiles would surely be interested in an article that appeared in Gernsback Publications' Fall 1994 issue of the Electronic Hobbyist's Handbook. "Test Bench Amplifier," by Luther M. Stroud, is an excellent piece on the construction of a general-purpose LM386 amplifier. There is a marked similarity between Mr. Stroud's circuit and that of Mr. Stiles.

I appreciate Mr. Stiles' contribution, and the information will be of aid to fellow readers. I have found over my years of experimenting with electronics that any and all information is valuable. You never know when those "morsels of knowledge" will come in handy for solving problems.—Carl J. Berquist

August 1996, Electronics Now

EN 71

STEREO COMPRESSOR


continued from page 40

tors C13 and C14. Even though PWR1 is rated at 12-volts AC, the filter capacitors charge closer to the peak value of the 12-volt AC, and just about 15-volts DC is delivered to the +12-volt DC regulator IC6 and -12-volt DC regulator IC7. The output of each voltage regulator section is filtered for decoupling purposes by electrolytic capacitors C11 and C12.

Two ground systems are used in the Stereo Compressor, one for power return and the other for signal return. This design practice reduces the possibilities of ground loops that introduce unwanted AC hum to the audio signals.

Construction

Assembly of the Stereo Compressor is relatively straightforward. PAiA Electronics has complete kit of parts available for the Home Theatre version (no sidechain jacks) and the Studio version (includes side-chain jacks). If you want to roll your own, the circuit can be built on a Radio Shack experimenter's PC board or you could copy the same-size drawing of the circuit board provided in these pages and make your own




BIRD'S EYE VIEW of the Stereo Compressor before the chassis cover is secured in place. Note the neat interconnection between the PC board and front and rear panels.

board. The SSM2120 chip (IC3) is available from several sources including PAiA, Newark and Allied. The other parts are common garden variety types available from local and mail-order parts suppliers. If you do breadboard the circuit, make certain you use good grounding techniques. Return all signal and power grounds to one common point to eliminate any ground loops. Should you elect to use the PAiA circuit board, the circled letters in Fig. 2 are termina-

tion-point identifiers for hookup wires that run from the front and rear panel-mounted parts to the PC board. These interconnections are shown in Figs. 3 and 4.

The three light-emitting diodes D1 through D3 require lead extensions made from #22 insulated hookup wire. Mark the leads so that you can readily identify the anode and cathode terminals. Twist the leads of the LEDs and cut their length so that the LEDs will fit into the

HOW COMPRESSORS WORK



The gray band is the usable dynamic range of a quality audio tape. The dotted band below the gray band is the inherent tape noise (hiss) common to all tapes. The range (height) of these bands varies with tape quality. The audio signal in (a) shows a loud passage that is too loud

for the listener, so the volume was turned down (b) to lower the loud passage in the tape's dynamic range. However, the quiet passage was lowered into the noise band common to all tapes. The quiet passage is either lost in the hiss or will sound appalling when played

back. A compressed audio signal of the same passage (c) permits the quiet passages to be recorded above the hiss in the tape's usable dynamic range while the loud passage is reduced in volume for the listener's pleasure.

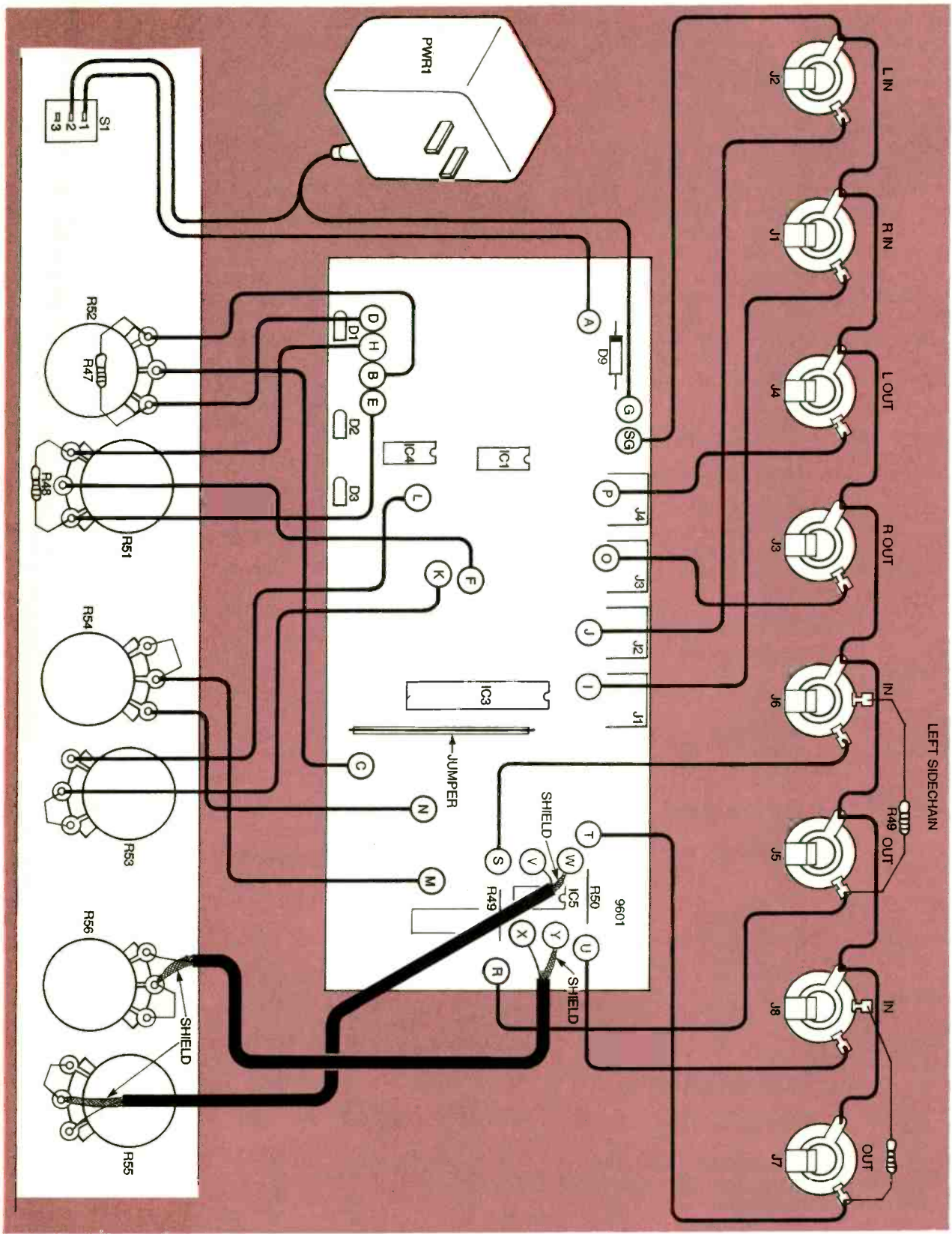


FIG. 4—INTERCONNECTING THE PC BOARD with the front and rear panel parts is simplified by PC board circled markings. The long cable runs from the board's output stage to two front-panel controls, which requires using thin, flexible, audio, coaxial cables such as the RG-174/U type. The unit's step-down power transformer PWRT1 is contained in a wall-plug casing that plugs into a power outlet.

three holes provided for them on the front panel. These holes are between the POWER switch S1 and the THRESH potentiometer R52 (See Fig. 4).

If you choose to omit the sidechain option (*A big mistake—Editor*), eliminate jacks J5 through J8. Resistors R49 and R50 normally mount on the terminals of jacks J5 and J7. When the sidechain jacks are omitted, these 1000-ohm resistors are connected to terminals R and S and S and T, respectively, on the PC board.

The light-emitting diodes (D2 and D3) combined ground path must return straight to the

power supply common. The LED's comparatively high current that is switching on and off in this ground return could cause popping sounds in the audio output when connected to signal or even power grounds.

Testing

After you have wired the Stereo Compressor, check for solder bridges, cold-solder joints, incorrect component polarities and all the other nasty errors that prevent a circuit from functioning normally and sometimes result in self-destruction. Do this before applying power!

PARTS LIST

All fixed resistors are 1/4-watt, 5%.

R1, R8—47-ohms
R2, R33, R43, R46—39,000-ohms
R3, R11, R12, R14, R15, R45—2200-ohms
R4, R9—150,000-ohms
R5, R35, R37, R39, R47-R50—1000-ohms
R6, R26, R41, R42—68,000-ohms
R7, R8, R10, R20—330,000-ohms
R9—150,000-ohms
R13, R21, R27—1500-ohms
R16, R17—1800-ohms
R22, R25—1.5-Megohm
R23, R24, R28, R29—200-ohms
R30-R34, R36, R38, R40, R44—10,000-ohms
R51, R52—10,000-ohm panel-mount potentiometer
R53-R56—100,000-ohm, panel-mount potentiometer

Capacitors

C1, C8—2000-pF, ceramic disk
C2-C7, C9, C10—10- μ F, 16-volt, electrolytic
C11, C12—47- μ F, 16-volt, electrolytic
C13, C14—470- μ F, 25-volt, electrolytic

Semiconductors

IC1, IC2, IC4, IC5—5532 dual low-noise op-amp
IC3—SSM2120 dynamic range processor
IC6—7812 +12-volt regulator
IC7—7912 -12-volt regulator
D1—Light-emitting diode, red
D2, D3—Light-emitting diode, bi-color, red and green
D4-D7—1N4148 silicon signal diode
D8, D9—1N4001 silicon power diode

Miscellaneous

J1-J4—Jack, RCA-phono, PC-mount (Home Theatre version only)
J1-J5, J7—Jack, 1/4-in., mono-phone, panel-mount (Studio version only)
J6, J8—Jack, 1/4-in., mono-phone, closed-circuit, panel-mount (Studio version only)
PWR1—Wail-Wart 12-volt AC transformer
PC board, wire, audio coaxial cable (see text), knobs, hardware, case, solder, etc.

The following are available from PAiA Electronics, 3200 Teakwood Lane, Edmond, OK 73013. Tel: 405-340-6300. FAX: 405-340-6378. Email: <http://www.paia.com>.

Complete kit of electronic components including circuit board, knobs, wall-plug transformer, phone jacks, etc., but less case—US\$74.75 #9601K

Home Theatre desk-top case, punched, anodized, legended, with wood end caps and hardware—US\$19.25 #9601DTC

Studio rack-mount case, standard 19-in. wide, 1-3/4-in. high, punched, anodized, legended front panel. Includes 1/4-in. jacks and all hardware—US\$29.50 #9601RMC

Please add US\$7.00 for shipping and handling for kit orders in the USA.

PC board only—\$22.50 #9601PC (shipping prepaid)

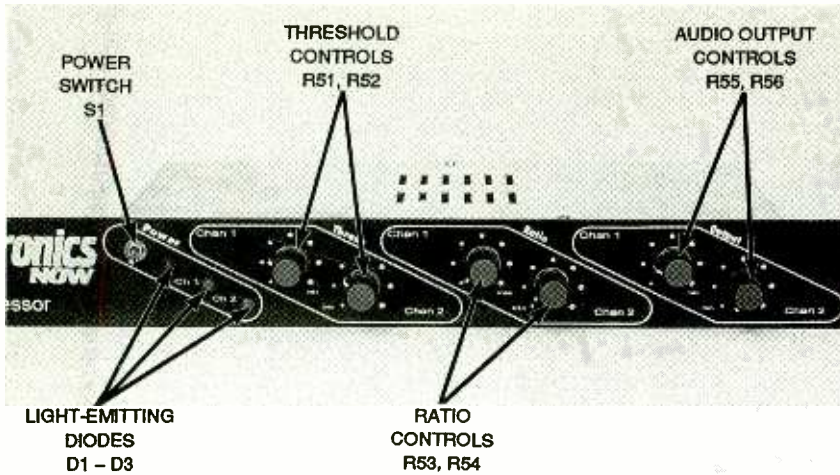
The best way to test the Stereo Compressor is to connect it between a CD or cassette deck and your hi-fi audio system. Set the RATIO control (R53) fully counter clockwise and the THRESH control fully clockwise. Set the OUTPUT control to about ten o'clock. These are the minimum settings. You should hear undistorted, noise-free audio. Both LEDs (D2 and D3) should be green. If there is distortion or noise, you need to go back and check your wiring and component polarities. If everything sounds good and you have green LEDs, then everything should be working fine. Note: with no input signal the LEDs may drift slightly and not track the THRESH control.

Once everything is working, slowly rotate the THRESH control. At some point around mid-rotation, the LEDs should start to indicate red. This means compression is starting to occur. Rotate the RATIO control clockwise. You should hear a decrease in volume as the compressor squashes the signal. At full counterclockwise rotation there might be some distortion. This is to be expected.

Using the compressor

The main use for a compressor is to keep levels from getting out of control while recording vocals and acoustic instruments. This takes a little experimentation. For a vocalist I usually start out around a 4-to-1 compression ratio with the THRESH set so the LED indicates red when the singers reach their nominal level. This way if they hit a note 20 dB higher than nominal (which would definitely clip most tape decks) the signal out of the compressor only increases by about 5 dB.

The Stereo Compressor can increase the apparent sustain of a sound. By using a large amount of compression and restoring the level with the OUTPUT control, the compressor will initially reduce the output signal by a large amount. As the input signal level decreases, the amount of compression will decrease and the output level will



FRONT PANEL view of the Stereo Compressor. Since the unit can be used in the recording studio, channel reference is made to 1 and 2 instead of LEFT and RIGHT, respectively.

remain relatively constant. The Beatles used this on the final piano chord in *A Day In The Life* to make the sound linger on.

To use the compressor as a limiter while recording, set the **RATIO** to about 20 to 1 and set the **THRESH** control so that the LEDs momentarily change from green to red on peak signals. This will preserve as much dynamic range as possible.

When the Stereo Compressor is connected to a hi-fi VCR for late night viewing, set the **RATIO** control as high as possible without distorting and set the **THRESH** control to change the LED's color during quiet spoken passages. This will allow you to preserve the fidelity and stereo spread of the movie sound track, hear all the dialog, but not get blown out of your seat when the F-114 does a strafing run in your living room. The above settings are intended to be starting points, so feel free to experiment.

Using the sidechain jacks

Along with regaining control of your hi-fi VCR, there are all sorts of useful functions available via the side chain jacks. By patching an audio processor in the sidechain jacks, all sorts of cool things are possible. One of the most useful is creating a *de-esser*. This is a device used to remove sibilance from vocals. Sibilance is that nasty Shhhh sound that occurs when S words are spoken or sung, be-

cause of the way S sounds are formed in the human vocal track.

When we form an S sound, air passes between the teeth and tongue forming a burst of white noise and a short blast of air. If the speaker or vocalist is close to the microphone, this is picked up as a brief overload and noise burst. This burst of sound mostly contains high frequencies. By setting an equalizer to boost high frequencies and patching it into the side chain, the compressor will drastically compress the signal when the high frequencies are present, but act normally when they are not.

You cannot eliminate sibilance, but it can be minimized with a de-esser. Any equalizer will work. The best way to figure out what frequencies to boost is to listen to the audio through the equalizer. Start boosting until you have noticeably increased the sibilance. Anything above 3 kHz usually works; you may have to experiment. A similar problem, although at the other end of the audio spectrum, relates to P and B thump sounds. These can be minimized the same way by boosting the offending bass frequencies (less than 300 Hz) via the sidechain.

Another abuse of a compressor is to totally squash an individual instrument signal, then restore its level. This is done with vocals, snare drums,

kick drums, etc. U2 does this on a lot of their recordings. By squashing instruments that have a percussive quality (such as drums or slap bass) the amount of percussive attack is increased. This occurs because the compressor does not respond instantly. The initial attack transient portion of the signal gets through the compressor unaffected while the remainder of the signal is compressed normally. The end result is overall increase in the percussive quality of the processed sound.

The Stereo Compressor can also be used as a *ducker*. A ducker is a device that reduces one signal's level based on a different signal. This effect gets used a lot on radio commercials. In this case, a different audio signal is fed into the side chain such as an announcer's voice. When the announcer speaks, the output of the compressor is reduced. This is useful for keeping background music at maximum volume, but letting the announcer's voice cut through the background music by reducing the music level when the announcer speaks. Listen closely to any radio commercial and you will notice this effect. Duckers are also great for DJs or a presentation with background music.

This ducker effect is also used in the studio to allow one instrument to cut through on a mix. If you want a particular instrument to be more noticeable, such as a snare drum, send the snare signal into the sidechain and have the rest of the mix feeding the compressor normally. When ever the snare drum plays, it will reduce the level of the main mix, increasing the presence of the snare drum without increasing its level. Just by adding a few jacks, we have increased the power of an already useful tool.

The Stereo Compressor is a state-of-the-art audio processor. It can be used to upgrade your home recordings, as an addition to a professional recording studio, or it can just allow you to enjoy late-night movies without riding the gain. Enjoy! Ω

LOGIC SIMULATORS

continued from page 62

There are three ways to run a logic simulation. The first is to press the start button and watch what happens. Sometimes the simulation runs through a user-defined number of cycles, then stops. Other times it keeps on going until you run out of patience or memory. If you're looking for a certain event to happen at a given time, many simulators have a step function that lets you walk through the simulation one step at a time. Which you choose depends on what you're looking for.

Timing violations and glitches

Basically, you use a logic simulator to see whether your design will fly or flop—another reflection of the logic simulator's all-or-nothing attitude that the analog simulator paints in shades of gray.

There are two types of problems that plague digital designs. The first is timing violations. Let's put this scenario into football terms, where the two sides aren't in position before the football is snapped. Examples of a violation are too many players on the field, players in the wrong position, and just general mayhem. Generally, the play is called dead, and everybody tries again. Another logic design flaw is the glitch. This time, something is happening too slowly rather than too fast. Let's say the quarterback has the football in hand, looks left then right, sees no open receiver in sight, and stands there helplessly waiting for a receiver to get free as he becomes a part of the turf under a hoard of 300-pound ogres. In both examples, the result is a loss of yardage—in other words, you lose.

Ideally, the logic simulator warns you when there's a timing violation or glitch problem. This can be done in several ways. The most basic is to show timing violations and glitches in different colors on the timing diagram. The problem with this

is that a glitch can scroll past you during the simulation and go unnoticed. The better logic simulators have pop-up dialog boxes that tell you when a problem has occurred. Sometimes you can proceed with the simulation, and sometimes you have to fix the problem before continuing. In most cases, tweaking the clock rate and/or propagation time (as in changing technologies) does the trick. This is exactly why you bought the logic simulator to begin with.

Now let's see how the following five logic simulators do their tricks.

Product:	B ² Logic
Version:	3.0
Price:	\$199
Platform:	Windows
Publisher:	Beige Bag Software

B²Logic logic simulator is the companion program to Beige Bag's B²Spice analog simulator. By itself, B²Logic sells for \$199. If you buy it bundled with B²Spice, though, the package price is \$299, a savings of \$99. This Windows program is extremely easy to use, and has features not found in other logic

simulators—like the ability to estimate the power dissipation of the circuit under test.

B²Logic uses a built-in schematic capture program to define its circuits. The schematic capture program is quite versatile—and a lot easier to use than some of the schematic capture programs we've reviewed in the past. B²Logic comes with four logic families: standard 7400 TTL, low-power Schottky 74LS, Fast FCT CMOS, and Advanced ACT CMOS. You can toggle between the technologies with a pull-down menu. The parts are listed in a menu located on the left side of the screen; you place them on the screen by simply highlighting the device's name and dragging it into place. Wiring the circuit is a snap, too.

The simulation can be monitored in two ways, using output probes and via timing diagrams (Fig. 5). The output probe simply shows the state of the gate, not its timing. That's the job of the timing diagram, which is displayed as a split screen below the schematic. Like all Windows programs, the size of either screen can be adjusted to occupy any percentage of the display, or all of it. Along

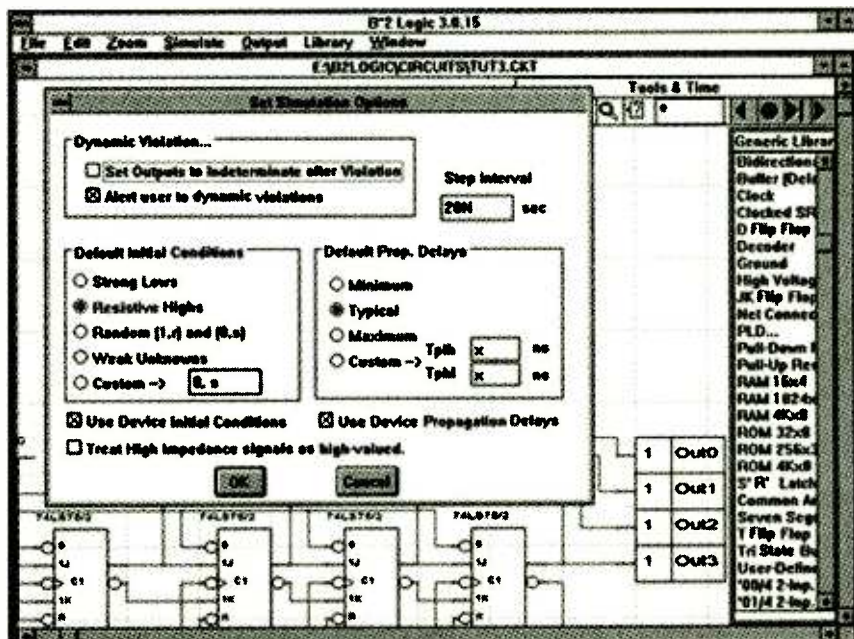


FIG. 6—B²LOGIC LETS YOU EASILY RUN the propagation delay gambit from minimum to maximum with a single mouse click. State conditions can be set to strong, resistive, or weak. There's also a random state, with a strong low and resistive high, and a custom option.

the bottom of the trace screen is a scroll bar that lets you move the timing traces backward and forward in time to view events. The time scale is set automatically by the clock rate of the pattern generator. Unfortunately, this sometimes causes a problem because B²Logic is a memory hog that tenaciously latches on to every byte of RAM available. On long simulations, B²Logic can use up all the free RAM, and more. Once the free RAM is gone, the program locks up.

Changing the propagation delay parameters and device states couldn't be easier. Both are adjusted from a common pull-down menu (Fig. 6). In addition to preset values for minimum, maximum, and typical, B²Logic lets you customize the rise and fall times globally or by the device. State conditions can be set to strong, resistive, or weak. There's also a random state, with a strong low and resistive high, and a custom option.

B²Logic is an excellent logic analyzer with several good features. It's easy to use, has plenty of analyzing options, and supports a wide range of technologies. Except for the occasional lock up, we have no complaints, only praise for B²Logic.

Product:	Logic Simulator
Version:	1.0
Price:	Shareware
Platform:	Windows
Distributor:	John R. Wilson, Jr.

Suppose you don't need a full-blown logic simulator? What if all you want is a Boolean analyzer that will simply display the logic states of a design without the hassle of having to set up pattern generators, consider propagation delay, or select technologies? Then what you're looking for is Logic Simulator, a shareware program from John Wilson.

Logic Simulator is a Windows program that can handle up to 20 logic operations at a time. The operations can be any mix-

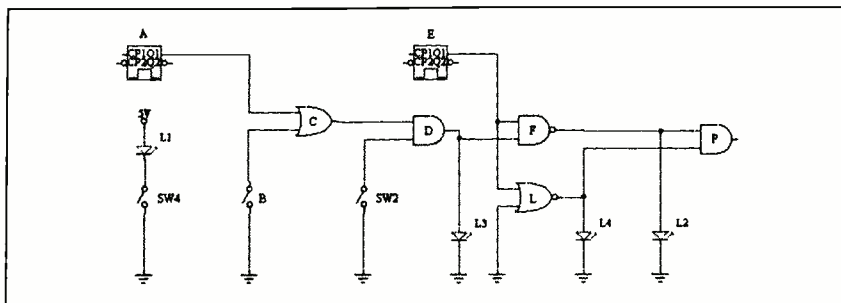


FIG. 7—LOGIC SIMULATOR IS A BOOLEAN-ONLY engine without a component library. Consequently, we couldn't build the Electronics Now benchmark circuit. Instead, this is the circuit we tested, as described in the table of Fig. 8.

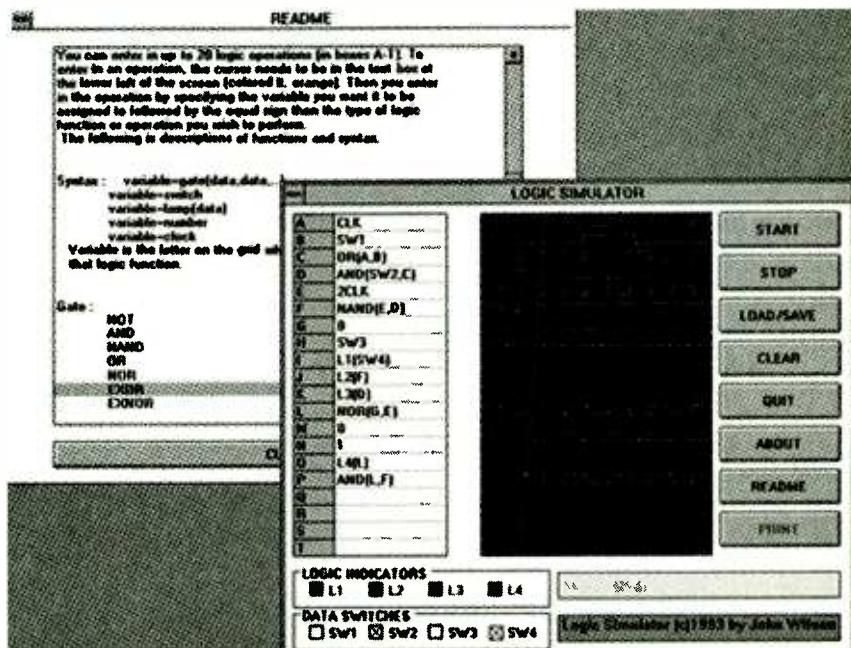


FIG. 8—FOR SIMPLE DESIGNS, Logic Simulator, a shareware program that you can download from the Electronics Now BBS, is an excellent choice. You must break flip flops (and the like) down to their Boolean components of basic gates.

ture of logic gates (including NOT and exclusive NOR), clocks, switches, and logic indicators, like the circuit shown in Fig. 7. Because of its simplicity, Logic Simulator can't handle complex designs like R-S flip-flops or multi-vibrators unless you break them down to their Boolean components of basic gates, which prevented us from loading and running the Electronics Now benchmark.

As expected, the circuit is built using a table, which consists of 20 lines. Each line holds an operation, like the output of an OR gate, or a logic state. The logic state may be created by a pulse generator, toggle switch, or a fixed high/low value. The simulation proceeds without stop for five clock cycles, during

which time you can manually toggle the four data input switches.

The results of the circuit simulation are shown in a timing diagram sandwiched between the circuit table and control buttons (Fig. 8). The logic indicators (lower left) behave like an LED, showing bright when the line is high.

Logic Simulator is simple, streamlined, and a great teaching tool. And it's the perfect choice for digital designs that are too complex to work out in your head, but not big enough to warrant spending \$150 on. Logic Simulator can be found in America Online's Computing Software forum or on the Electronics Now BBS. You can reach it by having your computer dial (516-293-2283).

Product: Pulsar
Version: N0304B
Price: \$149
Platform: DOS
Publisher: BSOFT Software,
 Ohio Automation

From the same people who brought you Easy-PC and Analyzer III comes Pulsar, a DOS-based logic simulator. The program has a long list of simulation features, like glitch trapping and pattern matching, and is easy to use. Like all Number One circuit design products, Pulsar can read netlists created by Easy-PC Professional schematic capture program.

Pulsar uses tables to build its circuits, not schematics. Which is a good argument for the purchase of Easy-PC Professional, otherwise you'll spend a lot of time translating wires into netlist labels. Fortunately, it's fairly easy to create the circuit right from Pulsar's interactive netlist editor. However, it's somewhat slow and tedious to use. Node connections that are identified by name, like OUT1, are displayed on the screen; nu-

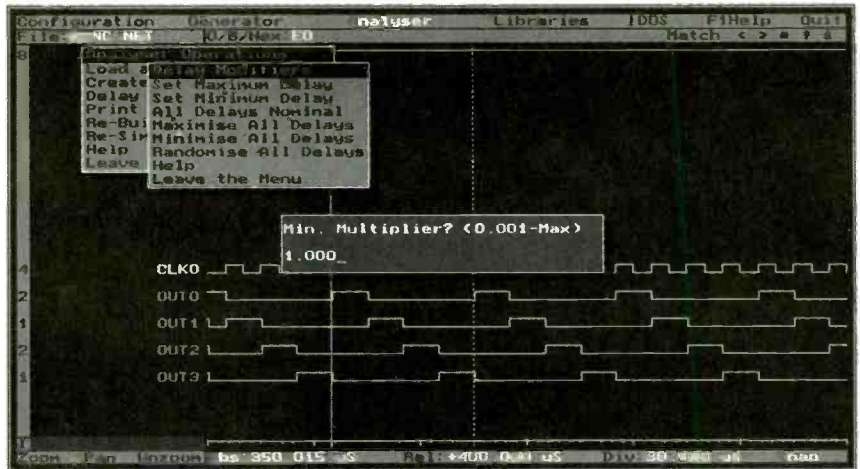


FIG. 9—B²LOGIC USES A MULTIPLIER to globally change propagation time.

merically labeled connections aren't displayed.

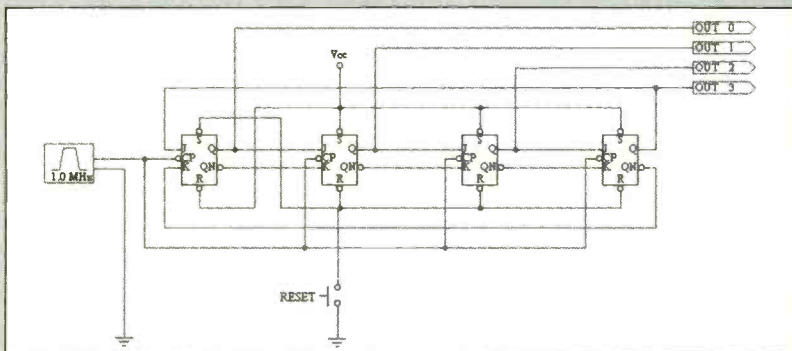
Displayed traces can be stacked in any order you wish, with adjustable spacing between them, using a simple click and drop routine. The X-scale timing parameters are easily changed by clicking on the bottom tool bar. Two movable vertical cursor lines, one absolute and one relative, accurately measure and display the time between any two events on the screen.

The component library is supplied with over 200 devices divided more or less evenly between 74LS TTL and 4000 series CMOS chips. The propagation delay times are fixed at typical, but can be globally changed from a pull-down menu using a multiplication factor (Fig. 9). Like B²Logic, Pulsar recognizes more than just two logic states. In addition to the usual strong high and strong low, there's support for weak high, weak low, high impedance, and undefined.

Because it's DOS based, Pulsar has to work within the confines of DOS's 640-kilobyte memory constraints. Consequently, you have to balance between the number of nodes monitored and the length of the simulations to avoid running out of memory. Fortunately, Pulsar doesn't know how vast your resources are, so it chugs along until there's no more memory available, then displays the out-of-memory statement. You now have the choice of reviewing the simulation up to this point, or purging the memory and giving it another go. If your pockets are deep enough, there's Pulsar Professional (\$349), which can simulate over a million state changes by using up to 16 megabytes of extended memory. From what we've seen of Pulsar Professional, it never runs out of steam.

Pulsar is a stable, easy-to-use logic simulator with lots of great features that should serve the average hobbyist quite well. For

THE ELECTRONICS NOW BENCHMARK



THIS BENCHMARK CIRCUIT is a 4-bit ring counter that uses four J-K flip-flops driven by a pulse or pattern generator.

To test the performance of the logic simulators, we loaded each program with the same benchmark, then put the simulator through its paces. The Electronics Now benchmark is a 4-bit ring counter. The circuit is built using four J-K flip-flops driven by a pulse or pattern generator as shown in the figure.

This design was selected for several reasons. For one, the simulation begins in an indeterminate state where the outputs have no idea of the state of the set and reset inputs. To get out of the indeterminate state, you have to press the reset button, which tests the manual in-

put features of the simulator. In some cases, you can push buttons or throw switches prior to or during simulation. However, not all simulators have push buttons. In one case, the Pulsar, we had to simulate a pushbutton by customizing a pattern generator.

Another reason for choosing this particular ring counter design is because at clock rates faster than 33 MHz, timing violations occur. This design also lets us force glitches under certain conditions. Thus we had the opportunity to check out the error monitoring features of the logic simulator under test.

more ambitious designs, though, you'll want to invest in a copy of Easy-PC Professional, or plan on spending more time than you want creating and debugging designs.

Product:	SuperSIM
Version:	1.1
Price:	\$149
Platform:	Windows
Publisher:	Mental Automation

SuperSIM is the logic simulator extension of Mental Automation's family of circuit design software, which includes SuperCAD schematic capture, SuperPCB PCB layout, and SuperSPICE analog simulator.

Like all of Mental Automation's Windows products, SuperSIM is built around SuperCAD. In other words, it's not a stand-alone program; it needs SuperCAD to work. In fact, the only way to get SuperSIM up and running is to launch it from a SuperCAD menu. The reason for this dependence on SuperCAD is Mental Automation's concept of providing quality circuit design software at a low cost. As we've seen in the past, a lot of circuit design software packages contains separate programs that, although similar, aren't interactive. Which means the circuits you draw in the schematic-capture program can't be transferred to the PCB layout or circuit simulation programs. Each time you enter a new phase of the design process you have to reenter the information from scratch. This is both time consuming and prone to error. SuperCAD solves the problem by being the ring mas-

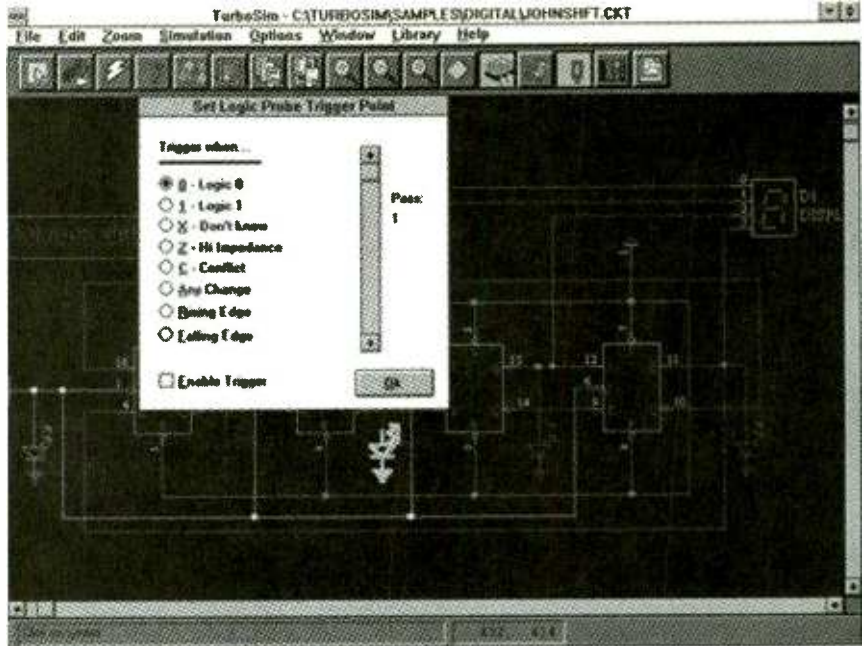


FIG. 11—TURBOSIM HAS THE WIDEST RANGE of logic states of the logic simulators in this review. The first two, Logic 0 and Logic 1, are strong logic and Any Change is weak pull-up or pull-down logic.

ter. This approach eliminates errors and saves time—which saves money.

It's obvious that SuperSIM uses schematic capture, not a table, to define the circuit. However, the propagation delays and technologies are set by SuperSIM, not SuperCAD. When you load SuperSIM, it updates SuperCAD's component library with new devices—digital components with rise, fall, and other timing parameters defined. Altogether, 25 series 4000 CMOS and 125 TTL (7400 and 74LS) devices are added. Different technologies can be added either by modifying existing components, or as a blanket change using the global delay time option from a pull-down menu. SuperSIM recognizes nine state states, including re-

sistive, weak, and undetermined.

The logic diagram emulates the screen of a benchtop logic analyzer. Traces that you want displayed are marked on the SuperCAD schematic by an asterisk. For example, the output of U2 in Fig. 10 is labeled CNX* and displayed as CNX.

We found SuperSIM to be the most interactive of all the logic simulators reviewed here. It instantly responds to changes made in the schematic, and vice versa. The only complaint is that it's more costly than the rest because you need to buy SuperCAD first. Demos of both SuperCAD and SuperSIM can be downloaded from the Electronics Now BBS.

Product:	TurboSIM
Version:	TK
Price:	\$149
Platform:	Windows
Publisher:	Island LogiX

TurboSIM contains a separate analog and digital simulator in one package. The two programs aren't connected or interactive, and coexist only as roommates. Last month we looked at the analog simulator; this month

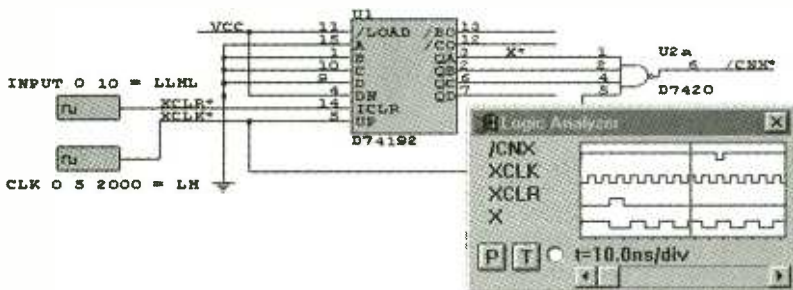


FIG. 10—SUPERSIM'S LOGIC DIAGRAM emulates the screen of a benchtop logic analyzer. Traces that you want displayed are marked with an asterisk (*).

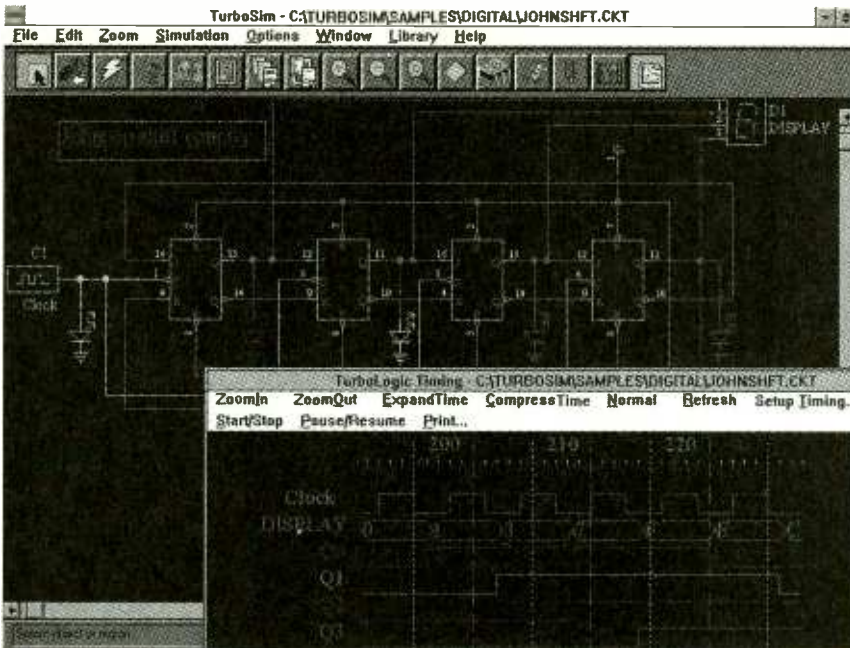


FIG. 12—TURBOSIM DISPLAYS THOSE WAVEFORMS that are earmarked with an “LED” scope probe.

we see how the logic simulator stacks up against the rest.

In case you missed our last episode, TurboSIM consists of three components: a schematic-capture module, a SPICE simulator, and a digital logic simulator. The logic simulator can link to the built-in schematic capture program for simulation input, or it can read a design directly from a netlist file.

The schematic capture program draws from a library of 125 components, mostly of the 7400 TTL and series 4000 CMOS variety. Of course, there’s a hefty helping of generic gates that can be programmed to represent any technology you wish. The propagation time is globally set from a pull-down menu (Fig. 11).


The timing diagram displays those waveforms earmarked with an “LED” scope probe (Fig. 12). There are five states recognized by TurboSIM: strong, weak, high impedance, undefined, and a unique state called don’t know—which simply means that we don’t know what it does. It appears to be a version of a weak low. TurboSIM has dialog box flags for both timing violation and glitch trapping.

There’s little doubt that TurboSIM is a class act. It combines

a quality schematic capture program with the dynamic duo of analog and logic simulation. About the only thing we could wish for is that the two be combined into one mixed-mode simulator. But that’s in the works, and a demo should be posted on the Electronics Now BBS by the time you read this.

Closing Thoughts

Over the last year, we have shown you how to diagram, build, and test any circuit design you can think of without ever having to inhale the acrid aroma of melting solder or nick your finger with a hobby knife. Whether you want a schematic, printed circuit board, or breadboard testing, you know now that it can be done using your desktop computer and a printer. Better yet, you can do it for under \$350. Ω



Q & A

continued from page 9

pages about stepping motors are maintained by Doug Jones at “<http://www.cs.uiowa.edu/~djones/step/>”.

Delay relays

Q My home heating system is the hot water boiler type. Presently, the thermostat turns the boiler and the circulating pump on and off at the same time. I’d like for the pump to continue running for about one minute after the boiler is turned off. The boiler and pump are controlled by the same 24-volt (AC) relay. Can you suggest some add-on circuit that I can hook up to the present circuit to delay the pump shut-off? — S. V., Hillside, Ill.

A What you propose is called “run-on” and is a good way to save energy. Some air-conditioner thermostats do the same thing, running the fan for a few minutes after the compressor shuts off.

Because of the high level of safety and reliability needed in your application, we suggest that you use a commercial time-delay relay rather than building your own circuit. For example, the Amperite 24APR1-120C has a 24-volt primary and 10-amp DPDT contacts. It actuates instantly and provides an adjustable delay of 1 to 120 seconds before releasing.

This relay costs about \$40 from Amperite distributors such as Newark Electronics (1-800-298-3133). Delay relays of various kinds are also available from dealers who carry the NTE line of replacement semiconductors. And you might check with the heating industry to see if a ready-made solution is available.

Giant, bright bargraph

Q I want to replace an analog panel meter with a giant bargraph for demonstrations during lectures — like an LED bargraph, but with 40-watt or brighter incandescent lamps. What components should I use? — W. D. R., Rio de Janeiro, Brazil.

A You can use a conventional LED bargraph chip such as the National Semiconductor LM3914, but instead of LEDs, use solid-state relays (SSRs) that switch your light bulbs on and off. The "primary" of a solid-state relay is not a coil but rather an infrared LED with some protective resistance; thus, the SSRs can be wired directly in place of LEDs in your circuit. Instead of a pair of switch contacts, a solid-state relay has a triac or pair of SCRs as its switching element. You can use that to control your 40-watt lights. Most solid-state relays control only AC loads because the triac would latch if you tried to use it to switch direct current.

One suitable SSR is the C. P. Clare PM1204, which will switch 0.5 ampere at 240 volts AC and is triggered by 2 mA of current through its LED. Similar products are made by other relay manufacturers.

Some of the other requirements that you mention in your letter, such as a flashing LED to indicate the maximum value, are not provided by standard LED bargraph chips; the best way to implement them might be a suitably programmed microcontroller with an analog-to-digital converter on the input.

Do they make...?

Q In designing low power battery operated circuits, I use CMOS and LCD technology to save power. But when only one or two digits are to be displayed, I have to use LED 7-segment displays, which are real battery killers. Does anybody offer a 1- or 2-digit LCD that fits in a DIP socket?

Speaking of sockets, 15 or 20 years ago it was possible to purchase low-loss Teflon-insulated DIP sockets, which were very handy in picoamp bias-current circuits. Are these available nowadays? Placing "guard" rings around PC board pads is an obnoxious routine!

Speaking of sockets again, I recently read someplace that "machined-pin" DIP sockets have less stray capacitance than standard DIP sockets. Is this true? I don't see much difference between round conductors and flat ones aligned edge-on, but

I'm not a math whiz. — S. C., South Bound Brook, N. J.

A Your first question was the easiest. The Varitronix LCD001VT is a 2-digit LCD display that fits in an 18-pin DIP. You have to supply the drive oscillator, which may not be hard in a clocked digital circuit. According to its specifications, the display can be driven by two 4543's or an ICL7106. Varitronix displays are available from Digi-Key (P.O. Box 677, Thief River Falls, MN 56701, phone 1-800-DIGIKEY).

We couldn't find Teflon IC sockets. Teflon is an excellent low-loss

insulator for high frequencies, but it won't do much about picoampere DC leakage, because the leakage is the dirt and moisture on the surface. Maybe the slippery surface helps.

The lowest-loss socket is no socket at all. An old trick to eliminate picoampere leakages is to bend the affected lead so it doesn't plug in; instead, run it through the air to the next component.

As for the last question, we looked at a few IC sockets in our junk box and found that machined-pin ones have a lot more space between metal contacts. That probably accounts for the reduced capacitance. EN

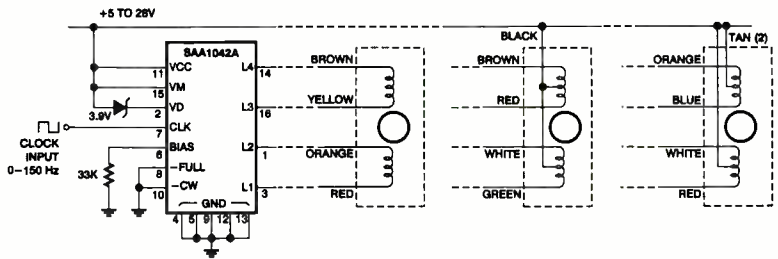


Fig. 4

Reaching New Heights

The National Professional Service Convention and Trade Show

at NPSC '96

(Formerly NPEC)

August 5-10, 1996

Special 3-day packages available Aug. 5-7 & Aug. 8-10

Hyatt-Regency @ Union Station

St. Louis, Missouri

HANDS-ON TECHNICAL SEMINARS FOR PROFESSIONALS

- Two Day PC School
- Big Screen TV Coverage
- Building and Troubleshooting Computer Networks
- All day Monitor School
- Introduction to DVD
- and many, many, more!

Courses **FREE** when registered at the National Professional Service Convention August 5-10, 1996, St. Louis, MO

Full \$300 Registration (at door) includes:

- All Technical Training Seminars (limited seating)
- All Management & Business Seminars
- Head-to-head Meetings with Manufacturers' National Service Managers
- All Sponsored Meals and Functions
- NESDA / ISCET / NIAS Association Meetings
- Continuing Education units for all seminars attended
- Price discounts available for pre-registration


Sponsored by: National Electronic Service Dealers Association, International Society of Certified Electronics Technicians, National Independent Appliance Servicers, Professional Service Association

For more information, contact NPSC '96

2708 W. Berry St., Fort Worth, Tx 76109-2356 (817) 921-9061; Fax (817) 921-3741

Discover DC Electronics

17-Module Course -- Only \$49.95



Contains everything you ever needed to know about DC electronics. Whether you are a professional working in electronics and you want a review of the basics, or a student or hobbyist new to this field and need a good self-paced course, this is the perfect way to get started.

The course starts with basics and assumes you know nothing about electronics. It teaches the required math, how to use a scientific calculator, and the metric notation system. Each module has been written by an electronics instructor, and will directly from a floppy or from a menu-driven system on your hard drive. Every module includes a review, summary, quiz, and a final exam that can be printed out. Important points are animated to make the explanation clear.

System requirements: IBM Compatible, 512K RAM, VGA Color, Hard Drive and DOS 3.2 or newer.

Here are the Modules

- | | |
|---|---|
| 1. Atoms and Electrons | 10. Series / Parallel Circuits |
| 2. Volts / Current / Resistance | 11. Voltage Dividers |
| 3. Numbers greater than one
Scientific - metric notation | 12. Kirchoff's Law |
| 4. Numbers less than one
Scientific - metric notation | 13. Advanced DC Circuit
Analysis |
| 5. Resistor Color Codes | 14. Capacitors / RC Time
Constants |
| 6. Using Calculators | 15. Introduction to Magnetism |
| 7. Ohms Law and Power | 16. Inductors and L/R Time
Constants |
| 8. Series Circuits | 17. Volt/Ohm/Current Meters |
| 9. Parallel Circuits | |

Clagck Inc. P.O. Box 4099, Farmingdale, NY 11735

Send me my course, today! Charge me the special introductory price!

Name _____

\$49.95 + \$4.95 shipping

Address _____

Address _____

City _____ State _____

Zip _____

Credit Card Info

MC Visa

Card # _____

Exp Date _____

Signature _____

Payment Enclosed \$ _____

Check Money Order Credit Card

New York residents add local sales taxes. Canadians add \$6

per order. Credit card orders by phone or fax. Automated

telephone orders 516-293-3751. Fax 516-293-3115.

Allow 4 to 6 weeks for delivery.

Electronics Now, August 1996

82

AUDIO UPDATE

continued from page 30

of the component's ability, and it should be evaluated with a knowledge of the performance characteristics of the next unit in the audio chain. This is important in overall system analysis because it determines whether you must add either attenuation or gain stages.

10. In total system design, it is important know how the next stage will load the previous stage to help to avoid system compatibility problems.

11. As in item 5, it is helpful to know what output connectors have been installed. If these are not compatible with the connectors on the other components that you own, you will probably have to purchase adapters or new cables.

12. A knowledge of power requirements is necessary to determine if the branch circuit at the location where the system will be installed has sufficient capacity to handle the system. It will also tell you if the component can be operated in foreign countries where 220-volt, 50 Hz power is the standard.

(You will need line cord plug adapters that will be compatible with the standards of the countries you visit, unless you plan to remove the North American standard plug and replace it. Remember that the linecord plugs specified on the European continent differ from those specified in Great Britain, and that there are other standards for the Middle East, South America, and Japan.)

13. Watts are a measure of power, and this value will give you an indication of current consumption. You will want to be sure that the addition of the component will not exceed the rating for the branch circuit fuse or breaker. Power amplifiers consume more power than signal-processing components. You might decide to run a separate branch circuit for your system so will not share the same circuit with motors or noisy appliances.

14. The dimensions of the unit are useful in planning the audio installation. Will it fit in a designated cabinet or rack, or will separate housing be required? Will it require forced-air cooling or will natural conduction and convection be sufficient?

EN

Electronic SHOPPER



CABLE TV Universal Descrambler



NEW PRODUCT

MODEL 5000 Fully Assembled \$199.95

Our fully assembled product is tested and *Guaranteed* to work on your system. We will also include an AC adaptor and complete hookup instructions. This unique product will be available for a limited time only!

4000 And 5000 Features

- The latest in Video Amplification Technology.
- New clocking circuits to stabilize color and picture performance.
- The most advanced picture locking circuitry.
- Inverted Video Option is available.
- Connects easily to your VCR.
- NO converter box is necessary.

Model 4000 Kit \$84.95

The 4000 KIT comes with electronic components and Cad designed PC board. We provide schematic, parts list, wiring diagram, tutorial guide, and FREE in-house support.

Model 4000A Enc. Pack \$44.95


The 4000A Enclosure Pack provides the hobbyist, a custom enclosure, AC adaptor and finish accessories to give your kit the professional look.

THG Electronics
1-800-664-6999


Anyone implying theft of cable service will be denied assistance.

MICRO SIZE CCD VIDEO CAMERAS

- Wireless Models Available.
- Color Board Cameras "V" / "C" SVHS signal.
- Models to 600 Line Res.
- 9V Battery Operation.
- Monitor In Darkness with IR Option.
- Can be plugged into any VCR or Monitor.
- Stealth/Cover Cameras.
- Low LUX/Low Noise.
- Low Power Consumption.
- Standard NTSC Output.
- Options: Lenses/Wireless/Fiber Optics & More.




MB-750U (1.25" sq.)



MB-750UX (1.5" sq.)

Visit Polaris Ind. Web Site at:
<http://www.polarisusa.com>



MB-750P (1.25" sq.)

Polaris Industries
1-800-752-3571

New Literature Available for All Models

Same Day Shipping from Stock!



141 West Wieuca Road • Suite 300 • Atlanta GA • 30342-3251 • Tech Info: 404-252-3340 • FAX 404-252-8929

TUBES



SOVTEK

	1	10	25+	USED BY:
300B	\$69.00	\$59.00	\$49.00	
5881/6L6W6C	7.90	6.90	6.20	Fender, Marshall, Soldano, VTL
5881WXT	8.90	7.90	6.90	Full size base, Fender
5AR4/GZ34	6.90	5.90	4.90	Matchless, Holland
5U4G	4.90	4.50	3.90	Mesa Boogie Dual Rectifier
5Y3GT	3.90	3.50	2.90	
6922	7.50	6.60	6.10	Audio Res., Melos, Convergent
6CA7	9.90	8.90	8.20	
6CG7	7.50	6.60	6.10	
6EU7	8.90	8.50	7.80	
6L66B	4.90	4.20	3.75	
6L6GC	3.40	2.90	2.65	
6LQ6+	18.90	17.50	16.40	
6SL7	4.90	4.20	3.75	
6SN7	4.90	4.20	3.70	
6V6GT	3.90	3.15	2.90	Crate, HIMU
7199	10.90	9.90	8.90	
12AX7WA/7025	3.40	2.90	2.50	Fender, Hartke, SLM, Orange
12AX7WB/7025	4.25	3.75	3.40	Bedrock, Carvin, Demeter
12AX7WXT	3.90	3.40	3.10	Conrad-Johnson
12AX7WXT+	4.90	3.95	3.50	Telefunken "diamond" sound
12AX7WXT+ SELECT	6.90	5.95	5.50	Selected for gain & symmetry
EL34G	7.50	6.80	6.30	Quicksilver, Marshall, Orange
EL34G+	7.95	7.25	6.75	Improved reliability
EL84/6BQ5	3.25	2.75	2.30	Peavey, Crate, Fender
EL84M/6BQ5WA	7.50	6.60	6.10	Matchless

SINO-CHINA

	1	10	25+
300B	\$49.00	\$42.00	\$38.00
807	6.90	5.90	4.90
811	7.90	6.20	5.30
812	12.00	10.75	9.70
813	25.00	23.00	21.50
845	27.00	25.50	22.00
2A3	12.90	11.90	10.90
211	21.90	19.50	17.80
5AR4/GZ34	7.90	6.90	5.90
6L6GC "Coke"	6.40	5.90	5.40
12AT7	3.70	3.40	3.25
12AX7A	2.90	2.20	1.95
12AU7	3.90	3.50	2.90
KT88	14.90	13.50	11.90
KT100	21.00	19.50	17.75

LIMITED SUPER SPECIAL!

12AX7a CHINA In individually marked boxes.
100 pcs \$1.78 ea **1000 pcs \$1.49 ea**

STANDARD MATCHING available on most octal power tubes. **75c extra per tube. Pairs, Quads, Sextets FREE** on 26 (same type) tubes or more.

PLATINUM MATCHING available with 24 hour test and burn-in, ensuring premium match. **\$2.00 extra per tube.**



Visa/MasterCard.

Check out the *Sovtek World Wide* Web Site, <http://www.turnstyle.com/sovtek>

TESLA-CZECHOSLOVAKIA

	1	10	25+
KT88	\$33.90	\$30.90	\$29.50
KT88BL sky blue glass	43.00	37.00	34.60
E34L	9.25	8.65	8.10
E34BL sky blue glass	15.90	14.80	13.70
E34RL light rose red glass	12.50	11.70	10.90
EL34	9.00	8.40	7.80
ECC83/12AX7	5.90	5.60	5.25
EL84/6BQ5	5.70	4.95	4.40

EI - YUGOSLAVIA

	1	10	25+
6CA7 "big bulb"	\$11.50	\$10.50	9.50
6CG7/6FQ7	6.50	5.80	5.20
12AT7/ECC81	4.90	3.90	3.60
12AU7/ECC82	4.60	3.80	3.20
12AX7/ECC83	4.50	3.60	2.90
12BH7	6.90	5.90	5.50
12DW7/7247	7.90	6.90	5.90
EL34	7.50	6.50	5.90
EL519/6KG6	11.90	10.90	9.90
KT90	28.50	25.80	23.90
PL519/40KG6	11.90	10.90	9.90

SVETLANA

	1	10	25+
EL34	\$9.70	\$9.30	\$8.60
SV6550C	16.90	15.90	14.90

SOLID STATE RECTIFIER

BUILT INTO TUBE SOCKET.	1	10+
Direct Plug-in replacement for all 5Y3, 5U4 and 5AR4 types	\$5.90	\$5.50

Parts Express™

301 Standard PanaVise

Designed for the professional and hobbyist, the model 301 turns, tilts and rotates to achieve the desired position. Durable nylon jaws open 2-1/4". Net weight: 3 lbs.



PANAVISE

#EN-365-305 \$39⁹⁵ EACH

Headband Magnifier


Features double lens for choice of 2.2x or 3.3x magnification and Velcro type headband. Net weight: 1/2 lb.



#EN-360-672 \$19⁹⁵ EACH

GoldStar Oscilloscopes


GoldStar



Part #	GoldStar #	Description	Price
EN-394-116	OS9100P	100MHz	\$899.95
EN-394-115	OS9060D	60MHz	699.95
EN-394-110	OS9040D	40MHz	599.95
EN-394-105	OS9020G	20MHz w/generator	449.95
EN-394-100	OS9020A	20MHz	349.95

150 MHz Oscilloscope Probe Kit

Deluxe probe kit features a modular design for longer life, switchable 10:1 probe with 150 MHz bandwidth, 2.8 ns rise time, and adjustable capacitance from 10-35 pF. 60" in length. Kit includes 6" detachable ground lead, sprung hook, trimming tool, 2 channel identifier clips, and replacement tip. Includes plastic case.



#EN-390-100 \$29⁹⁵ EACH

Weller WLC100 Soldering Station

The Weller WLC100 solder station is adjustable from 5 to 40 watts. Includes 40 watt pencil iron. UL approved. Net weight: 1-3/4 lbs. One year manufacturer warranty.



Weller

\$39⁹⁵

#EN-372-120 EACH

Sure Shot 18" Dish for DSS®

Built heavier and stronger than OEM models, able to withstand 120 MPH wind gusts! "Perfect Curve" manufacturing process allows for maximum signal reflectivity. Ideal for replacement of damaged OEM dishes or for additional viewing locations. Sure Shot comes complete with mounting hardware and instructions. Limited lifetime warranty. LNBF not included. Net weight: 13 lbs.



#EN-210-405 \$49⁹⁵ EACH

Hot Shot 18" Dish for DSS®

The Hot Shot features the same quality construction as the Sure Shot, but also contains a safe low voltage, heating element that automatically eliminates ice, snow, and moisture from the dish surface. Hot Shot comes complete with mounting hardware, heater power supply and instructions. Note: 2 conductor, 18 gauge heater wire not included. Limited lifetime warranty. LNBF not included. Net weight: 27 lbs.

#EN-210-400 \$139⁹⁵ EACH

Grundig LNBFs

Made in England quality! Designed to work in extreme real world conditions. Features "true circular polarization". For use with the Sure Shot and Hot Shot dishes or as a replacement for lightning damaged RCA DSS LNBFs. Available in single or dual feed. 18 month warranty. Net weight: 1 lb.

#EN-210-420 (Single feed) \$79⁹⁵ EACH

#EN-210-425 (Dual feed) \$99⁹⁵ EACH

CAIG DeoxIT Deoxidizer

DeoxIT is a fast-acting deoxidizing solution that cleans, lubricates, and improves conductivity on all metal connectors and contacts. Seals and protects all electrical connections. Reduces intermittent failures, arcing, wear, and abrasion. Temperature range: -34 degrees C to 200 degrees C. Use as a general treatment for connectors, contacts, and other metal surfaces.

NEW!
MINI
SPRAY



Part #	CAIG #/Description	Solution	Price (1-11)	Price (12-23)	Price (24-UP)
EN-341-200	DeoxIT D5, 5 oz. Spray	5%	\$7.95	\$7.15	\$6.45
EN-341-202	DeoxIT Mini Spray, 15 g.	5%	4.95	4.50	3.95
EN-341-205	DeoxIT D100, 2 oz. Spray	100%	10.95	9.85	8.85
EN-341-210	DeoxIT Pen Applicator	100%	9.95	8.95	8.05
EN-341-215	DeoxIT Vial w/brush, 7.4 ml.	100%	6.95	6.25	5.65
EN-341-220	DeoxIT Precision Dispenser	100%	14.95	13.45	12.10

Phone FM Transmitter Kit



This small circuit, when connected to a phone line, transmits both sides of a telephone conversation into the FM radio band in the 90-95MHz area. The phone line itself is used as an antenna. Includes all components and instructions.

#EN-320-067 \$9⁹⁵ EACH

2 Stage FM Transmitter Kit




Easy to build and tune in the upper part of the FM band. Reaches over 1/2 mile (depending on conditions). Uses RF transistor for its final stage. Requires a 9V battery (not included). High quality PCB and components. Circuit schematic provided.

#EN-320-066 \$10⁹⁵ EACH

B & W CCD Board Cameras

Ultra miniature, high performance 1/3" CCD single board cameras feature a built-in 3.6mm wide angle lens and 400 lines of resolution. Requires a 12 VDC power supply (our #120-1100). Dimensions: 1-1/2" W x 1-3/4" H x 1" D.



#EN-335-525



#EN-335-530

#EN-335-525 (Standard lens) \$149⁹⁵ EACH

#EN-335-530 (Pin hole lens) \$169⁹⁵ EACH

#EN-120-1100 (12VDC power supply) \$7¹⁵ EACH

FREE CATALOG CALL TOLL FREE 1-800-338-0531



340 E. First St., Dayton, OH 45402-1257 ♦ Phone: 513-222-0173 ♦ Fax: 513-222-4644

♦30 day money back guarantee ♦\$20.00 minimum order ♦We accept Mastercard, Visa, Discover, and company C.O.D. orders ♦24 hour shipping ♦Shipping charge = UPS chart rate + \$1.90 (\$5.00 minimum charge) ♦Hours 8:00 am - 8:00 pm ET, Monday - Friday ♦9:00 am - 5:00 pm Saturday. Mail order customers, please call for shipping estimate on orders exceeding 5 lbs. ♦Foreign destination customers please send \$5.00 U.S. funds for catalog. ♦Quantity pricing available.

CIRCLE 262 ON FREE INFORMATION CARD

Electronic CAD for Windows

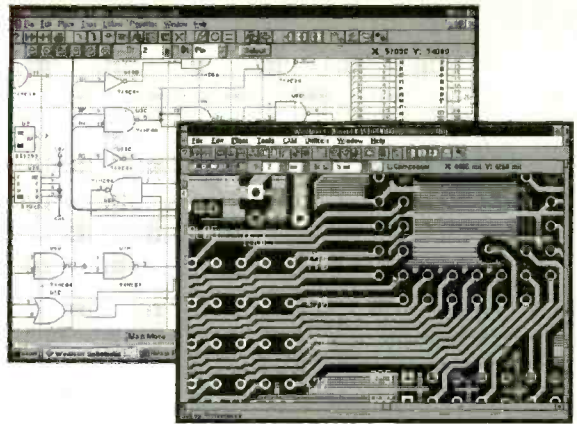
Professional Windows tools at an affordable price with powerful features to make designing faster. WinBoard PCB layout delivers sophisticated interactive routing for complex designs, plus it has the tools needed for high-speed circuits, analog, RF and SMT designs.

WinDraft® Schematics

- ◆ 32 bit Windows application with multiple document interface and floating toolbar.
- ◆ Supports hierarchical designs and electrical rules checking.
- ◆ Over 11,000 unique library parts and symbol editor included.

WinBoard™ PCB layout

- ◆ Supports 16 layers, multiple copper pours, and advanced features for RF designs.
- ◆ Complete through hole and SMD library.
- ◆ CAM Support includes BOM, in-circuit test, NC Drill, Gerber, Pick & Place, DRC.



Prices start at only ... \$250

Information is available on the Ivex World Wide Web. An evaluation copy with a complete 80 page Getting Started Guide is only \$20.

World Wide Web: <http://www.ivex.com>

Tel: (503) 531-3555
 Fax: (503) 629-4907
 BBS: (503) 645-0576



CIRCLE 318 ON FREE INFORMATION CARD

PROFESSIONAL UHF WIRELESS VIDEO TRANSMITTERS

THE VIDLINK 50 IS THE SMALLEST UHF X-TAL CONTROLLED TRANSMITTER AVAILABLE. HIGH-RESOLUTION FULL COLOR / B&W VIDEO.

\$199.00 Introductory Offer

- ◆ Smallest Law-Enforcement Grade X-tal Video Transmitter available.
- ◆ Rugged epoxy encased Surface Mount Technology design.
- ◆ Transmits to any Cable-Ready TV or VCR (CATV Channel 59).
- ◆ High Resolution 420 Lines. Power 50mW. Range 300 to 1,500 FT.
- ◆ Includes fully calibrated VidLink 50 module, cables and antenna.

VidLink 50 Kit + B&W Micro Pinhole Camera (Small! Only 1.2" x 1.2"):

~~\$599.00~~ **\$399.00 +\$5.50 S&H**

VidLink 50 Kit Only:

~~\$399.00~~ **\$199.00 +\$5.50 S&H**

Payment by:

Check or MO, COD +\$5.00

Manufacturer Direct! No Middlemen. Give us a call or visit us on the 'NET.



AEGIS RESEARCH

#671-1225 E. Sunset Dr.
 Bellingham, WA
 98226-3529 USA

1-604-224-0416

Visit our virtual catalog on the INTERNET at:
<http://www.lynx.bc.ca/virtualspy>

ELECTRONIX EXPRESS

For MORE Low-Priced Items Send For FREE 168-Page Catalog

WELLER SOLDERING STATION - MODEL WLC 100

- Variable power control (5 to 40 watts)
- Replaceable heating element
- Quality light-weight pencil iron

Part No. E0603WLC100

\$37⁹⁵



DUAL-TRACE OSCILLOSCOPE

Goldstar 9020

20MHZ **\$339⁰⁰**



DIGITAL MULTIMETER

WITH CAP/FREQUENCY/

TRANSISTOR TESTER

Part No. E01DM645



\$34⁹⁵

PRECISION FUNCTION GEN.

5 MHZ W/ DIG. DISPLAY

MODEL 4011

\$230⁰⁰



ALLIGATOR LEADS

SET OF 10

Part No. E05ALS1



\$2¹⁰

SCOPE PROBE - 60 MHZ

SWITCHABLE X1, X10

Part No. E05SPAK220

\$12⁹⁵

SWITCHES

8 POS DIP **60¢** ea.

Toggle Mini SPDT **50¢** ea.



COMPONENTS

LM555 10 Min. **22¢** ea.

LM741 10 Min. **27¢** ea.

74LS00 10 Min. **18¢** ea.

7805 Regulator 10 Min. **30¢** ea.

2N3904 10 Min. **6¢** ea.

PN2222 10 Min. **6¢** ea.

Red LED T 1 1/4 10 Min. **6¢** ea.

Green LED T 1 1/4 10 Min. **7¢** ea.

TERMS: Min. \$20 + shipping. School Purchase Orders, VISA/MC, Money Order, Prepaid. NO PERSONAL CHECKS, NO COD. NJ Residents: Add 6% Sales Tax.

365 Blair Road • Avenel, NJ 07001-2293

<http://www.elexp.com> (Email: electron@elexp.com)

800-972-2225

In NJ: 908-381-8020

Fax: 908-381-1572

CIRCLE 320 ON FREE INFORMATION CARD

BLOWOUT! **TIMELINE INC.** BLOWOUT!

Over 10 years and 27,000 customers and still growing

LIQUID CRYSTAL DISPLAYS

160 x 128 dot LCD with built-in controller (T6963C)
 20 character x 16 line **\$79.00** or 2 for **\$149.00**

Mfr.: Toshiba TLX-1013-EO.

Unit is EL back-lit. Dim: 5 1/8" L x 4 1/8" H.

The built-in controller allows you to do text and graphics.

240x64 dot LCD with built-in controller. \$79.00
 Mfr.: AND 4021ST-EO. Unit is EL back-lit. or 2 for \$149.00

Alphanumeric—parallel interface

16x13 for \$25.00	20x2\$12.00	40x1\$8.00
16x1 (lg. char.)...\$12.00	20x4\$25.00	40x22 for \$25.00
16x2\$8.00	20x4 (lg. char.)...\$25.00	40x4\$25.00
16x2 (lg. char.)...\$12.00	24x2\$12.00	4x2\$5.00
16x4\$15.00	32x4\$10.00	

5V power required • Built-in C-MOS LCD driver & controller • Easy "microprocessor" interface • 98 ASCII character generator • Certain models are backlit, call for more info.

Graphics and alphanumeric—serial interface

size	Mfr.	price	size	Mfr.	price
640x480 (backlit)	Epson	\$35.00	480x128	Hitachi	\$15.00
640x400 (backlit)	Panasonic	\$25.00	256x128	Epson	\$20.00
640x200	Toshiba	\$15.00	240x128 (backlit)	Optrex	\$20.00
480x128 (backlit)	ALPS	\$15.00	240x64	Epson	\$20.00
			160x128	Optrex	\$15.00

LASER PRODUCTS

HeNe Laser Head (10Mw max. output) TEMOO, 15.5" long MFG: NEC \$99.00
Laser Power Supply (for HeNe tube) \$89.00

LASER SCANNER ASSEMBLY \$29.00

Assembly intended for a laser printer. Includes laser diode, polygon motor (6 sided) and misc. optics and lenses.

LASER DIODE (5mW) with collimator \$20.00

VISIBLE LASER DIODE: 5mw at 670nm \$15.00
 index guided. Threshold current 40 ma typical.

POLYGON MOTOR UNIT & DRIVER \$79.00

Ten-sided first surface mirror mounted on an armature that spins at 125 revolutions per second yielding a beam sweep rate of 1250 sweeps per second. The driver for the polygon unit requires 24 volts and plus and minus 12 volts to operate. There is also an f-theta lens in front of the polygon scanning mechanism with a three inch diameter. Great for optical experiments, etc. Very high quality units. (MFR: JAPAN ELECTRONICS)

NETWORK

Proteon ProNet-4 Model p1347 Token Ring Board \$49.00
 16 bit • 4 Mbps • IEEE 802.2 and 802.5 compatible • twisted pair • interoperable with IBM Token Ring network

POS & BAR CODE

MAGNETIC CARD READER \$25.00

Includes: • 20 character dot matrix display with full alpha-numeric capability • keypad with full alpha-numeric entry • separate 7.5 VDC/0.5 Amp power supply • standard telephone interface extension cord • lithium battery and flat-cone speaker.

HP bar code wand (HBCS 2300).....\$25.00

POWER SUPPLIES

73 WATT SWITCHING \$15.00 or 2 @ **\$25.00**, (2) 4 pin power connectors attached
 • 115/230 Volt, Dim: 8.5" L x 4.5" W x 2" H • Output: +5V @ 2-9.75 A, +12V @ 0-1.5 A, -5V @ 0-0.4 A, -12V @ 0-0.5 A

68 WATT SWITCHING \$12.00 or 2 for **\$20.00**, 115/230 Volt,
 Dim: 5.5" L x 3.2" W x 1.7" H • Output: 5V @ 4 A, 12V @ 4 A

MISCELLANEOUS

ADAPTEC 4070A (RLI) OR 4000A (MFM) SCSI Controller, your choice \$25.00

IBM 370 option XT and AT emulation boards \$35.00

MONITORS

Non-Enclosed TTL

Comes with pinout. 12V at 1.4 Amp input • Horizontal frequency 15KHz. • Ability to do 40 and 80 column.

5 inch Amber \$29.00
7 inch Amber \$39.00
9 inch Amber or Green \$29.95

5" COLOR MONITOR \$49.00

- Flat Faceplate • 320 x 200 Dot Resolution
- CGA & Hercules Compatible
- 12 VDC Operation • 15.75 KHz Horiz. Freq.
- 60 Hz Vert. Sync. Freq.
- Open Frame Construction • Standard Interface Connector
- Degaussing Coil included • Mfr. Samtron



CHARGE COUPLED DEVICES



"The Spy In The Sky" \$29.00

MATRIX TYPE

Sony CCD Imager - designed for black and white composite video cameras. Picture elements: 384 (H) x 491 (V)
 Chip size 10.7 (H) x 9.3 (V) mm² • Unit cell size 23.0 (H) x 13.4 (V) um².
 Ceramic 24 pin DIP package • Mfr: Sony, Part# 016AL

4096 element CCD \$19.00

1024 element CCD \$15.00

2048 element CCD \$15.00 • 1728 element CCD \$15.00

LINEAR TYPE

HACKER CORNER

CELL SITE TRANSCIVER \$79.00 2 for \$149.00

These transceivers were designed for operation in an AMPS (Advanced Mobile Phone Service) cell site. The 20 MHz bandwidth of the transceiver allows it to operate on all 666 channels allocated. The transmit channels are 870.030-889.990 MHz with the receive channels 45 MHz below those frequencies. A digital synthesizer is utilized to generate the selected frequency. Each unit contains two independent receivers to demodulate voice and data with a Receive Signal Strength Indicator (RSSI) circuit to select the one with the best signal strength. The transmitter provides a 1.5 watt modulated signal to drive an external power amplifier. Channel selection is accomplished with a 10 bit binary input via a connector on the back panel. Other interface requirements for operation are 28 VDC (unregulated) and an 18.990 MHz reference frequency for the digital synthesizer. The units contain independent boards for receivers, exciter, synthesizer, tunable front end, and interface assembly (which includes power supplies and voltage-controlled oscillator). Service manual, schematics and circuit descriptions included.

Encased Black & White Composite CCD Camera with Adapter IR viewing to 1000 nm 7 1/2" L x 2 1/2" W x 1 1/2" H

Comes complete with CCD camera, mounting nut on bottom of casing, 12VDC power supply. Excellent low light capability, standard RCA NTSC video out. **\$89.00**
Great for: entryway security/remote monitoring, video conferencing/desktop video conferencing, 2 for \$159.00

This miniature camera is perfect for multimedia computer applications as well as security and surveillance. NTSC output allows use with all popular video digitizing boards for Apple Macintosh and Microsoft video for Windows. Connects directly to any composite monitor or VCR with "video" input. Its razor-sharp wide-angle lens focuses from two inches to infinity and its state-of-the-art CCD technology accurately captures 16 level grayscale images for Quick Time movies and still pictures. Records at 30 frames per second and 260 lines resolution with excellent low light capability. Uses 12VDC (adapter supplied) and standard RCA cable.

Portable Micro Terminal \$99.00 or 2 for \$149.00

Flip up LCD display (9-16 VDC) • Can communicate with any computer having RS 232 port • Can communicate with another Micro Terminal • Includes electronic notebook • Onboard microprocessor, 64K RAM, 32K ROM, and 16K ROM • Complex built in diagnostics and error reporting • Signal intention for POS applications. • display size 4x16 (256 characters) Dimensions: 6.3" W, 11" L, 2" H. (With LCD up height is 7.1")



BAREBONES 286-12 COMPUTER \$49.00 (2 FOR \$79.00)

Slimline desktop case, 100 watt supply, math co-processor support. On board IDE, & floppy controllers. 2 COM ports and 1 parallel port with software setup. Supports up to 8 Megs using standard 30 PIN SIMMs. Internal room for (1) 3 1/2 inch IDE hard drive and (2) 3 1/2 inch floppies. Four 16 BIT ISA slots, accepts full length AT size cards. Keyboard can be set to no test at boot. Case size is 15.5"W x 16"D x 4"H.
(Motherboard can be purchased separately: \$29.00 or 2 for \$49.00)

.6" COMPOSITE MINIATURE COLOR DISPLAY \$149.00

Fully encased. Dim: 1.3" x 1.3" x 4". 12 Volts DC power. NTSC signal. 250 H x 300 V resolution. Focus adjustable eyepiece. Applications include camcorder viewfinder, helmet mounted display, etc...
 Original cost over \$600.00

Minimum Order: \$20.00. Minimum shipping and handling charge \$5.00. We accept cashiers checks, MC or VISA. No personal checks or COD's. CA residents add 8.25% sales tax. We are not responsible for typographical errors. All merchandise subject to prior sale. Phone orders welcome. Foreign orders require special handling. Prices subject to change without notice. 20% restocking fee for returned orders.

S
K
Y
V
I
S
I
O
N[®]

1046 Frontier Drive Fergus Falls, MN 56537 Fax: 218-739-4879

DIGITAL is the Future Introducing...

"The New Kid on The Block"



18" DIGITAL DISH

We've been hearing a lot lately about the new little dishes. The DISHSM Network System is the latest, and he arrived as a shining star. He is small, attractive and the latest in technology, but what really sets him apart is the programming he delivers to your Television screen.

The DISHSM Network is chock full of the most popular programming at prices much lower than the competition. Call us now for more information. Digital just may be in your future.



The
Dish is Small
The
Programming
BIG

Beat The Rush Call Now
800-500-9264
Special Digital Hotline

30% - 60%
Savings!
Compare to
Other 18" Dish
Programming!

If you have one of these...

"Keep it Running Strong" With a Discount Buyer's Guide

If you are the owner of a C/Ku-band Full View Satellite System, we know you'll want to keep it up and running strong. The Skyvision Discount Buyer's Guide will give you advice and products to get the job done right.

You Will Find a Wide Selection of:

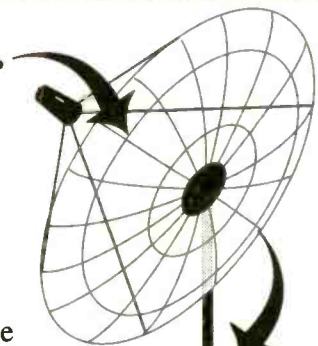
- Complete Systems
- Advanced Upgrades
- Parts & Accessories
- Tune-Up Tools & Advice
- Technical Tips Galore
- Discount *Skypac*SM Programming

For Your Free Issue Call Now

800-334-6455

Need a repair item Fast??

"We'll Get It Out Today"



The most complete
Big Dish Satellite
Discount Buyer's Guide!
Get your FREE copy now

CIRCLE 270 ON FREE INFORMATION CARD

PROFESSIONAL DESOLDERING with the

Lane Norman - Normans Electronics Inc. Atlanta GA 404-451-5057
A cost effective solution to desoldering equipment at less than half the price of most equipment. It's performance is ASTOUNDING.

Harold Smedberg - Smedberg Electronics - Custer MI
The SC7000 has reduced my damage to PC boards by 90%. It has also decreased my desoldering time by 50%. The best priced tool on the market.

Mike Murphy - Service Center - Van Nuys CA 818-785-7805
The single best investment of repair equipment we've made. It outperforms all other desoldering tools we've used. Easier to use and least expensive.

DEN-ON SC7000

Bob Monroe - M.A.R.C. Electronics - Virginia Beach VA 804-468-3932
Best investment we've made. Saves time, especially with multi-sided PCB's. Extremely pleased with warranty. Failed within 6 months and replaced by DEN-ON overnight.

Dick Manning - Dicks Electronics - Hartland WI 414-367-8339
The ease & speed of component removal greatly increases productive time. The SMD kit makes SMD removal a breeze, even for inexperienced Techs.

Dave Hayes - E-H Engineering Ltd - Lincoln NE 402-466-6720
Has been a durable & reliable desoldering unit. Our use has been both lab & field application over the last 2 yrs. with positive results.

Bob Sorrels CET/CSM Polytronics Microcomputer - Shreveport LA
We've used our SC7000 almost every day for about three years with virtually no problems. Just clean it before you turn it off for the day.

George Hefner - Hefner Electronics - Coleridge NE 402-283-4333
Being a one-man service center, I hesitated to spend the money on a desoldering tool, however all that changed when I nearly ruined a \$400 computer logic board. It has cut my desoldering time by 50 to 75%.

Steven Gray - Electronic Wizards - Wichita KS 316-686-8324
By far the best desoldering tool we've ever used. Much more suction than other similar types we've tried. No trouble with postage stamp IC's or anything else.

Dennis McMannis - Thorn Services International - Mabelton GA
The SC7000 has decreased my use of wick by 75% and at \$25 a roll, it pays for itself within months. My total bench time is reduced by approx. 20%.

Don Cressin - Certified Electronics Service - Ellicott City MD 301-461-8008
We have obtained excellent results with the SC7000 including repairing high density U/V tuners. It is one of the best purchases we have made.

Doug Pettit - LuRay Electronics - LuRay VA 703-743-5400
We found that the SC7000 not only saves money vs. wick, but saves valuable time in troubleshooting. It allows you to be more accurate in removing SMD's.

Paul Horvat - Service Excellence Inc. - Bergenfield NJ 201-387-7776 It has made a almost impossible job (desoldering a 64 pin CPU) a piece of cake.



Tom Mullett - JC Penny TD&S - Wausau WI 414-259-2486

The SC7000 is a very easy to use, self-contained desoldering tool. We had a 70% increase in production after the purchase of the SC7000. I highly recommend it.

Randy Whitehead - Service West - Salt Lake City UT 801-262-4069
My techs thought it would be a waste. I bought one anyway after a demo. My techs then fought over it. Now we have three. It is the Best desoldering tool we have ever used.

Timothy Kraft - Monikraft, Inc. - Cherry Hill NJ 609-751-3252
We replaced all our existing desoldering stations with the SC7000. Our technicians are very pleased with the improved performance, portability, and reliability over our previous higher priced equipment.

Alan P. Dunasky - Al's TV, VCR, & Computer Service - Cleveland, OH 216-631-8132 One of my most valuable tools in the shop. I would be lost without it.

Bill Warren CET/CSM - Warrens Audio & Video - Knoxville TN - 423-546-1128 We have been extremely satisfied with the quality and durability of the DEN-ON SC7000 as well as with after the sale support.

Keith Sabs - J & M Electronics - Omaha NE 402-291-7100 It's a must tool for my bench. I can desolder multiple pin IC's quickly and clean. It will even take up large solder amounts on tuner and case grounds.

Ray Wurmest - Ray's Electronics, Inc. - Bloomington IL 309-829-3238 The SC7000 saves time when changing out parts in the home or in the Service Center — Worth every penny we spent.

Specifications

- ◆ Totally Self Contained diaphragm vacuum pump and AC motor for high vacuum suction or reversible hot air blow for SMD removal.
- ◆ 100Watt Ceramic heater with zero-crossover switching heater control circuit which prevents spikes and leakage currents.
- ◆ Unique patented long lasting filter cartridge design. Solder builds up on easily cleaned baffle, while air flows around the outside of baffle.
- ◆ Totally ESD Safe. The housing contains carbon and the tip is at ground potential for complete ESD Protection.
- ◆ Maximum vacuum of 600mmHg is attained in 0.2 seconds.
- ◆ Temperature adjustable from 300°C - 450°C or 572°F - 842°F

FREE TRIAL

Available on Request

Industrial User Price \$550.00
Our Regular Price \$445.00

Sale Price \$395.00

Limited Supply at Sale Price

Price includes Stand, two extra filter cartridges, tip wrench and tip cleaner.

Visa - M/C - Discover - American Express - Terms to Qualifying Companies
30 Day Money Back Total Satisfaction Guarantee - One Year Parts and Labor Warranty

HOWARD ELECTRONIC INSTRUMENTS INC.
6222 N. Oliver Wichita, KS 67220

Toll Free U.S. and Canada
1-800-394-1984

Web Site www.dtc.net/vm/hei
E-Mail Jerihoward@aol.com
International (316) 744-1993
or Fax (316) 744-1994

NEW!!! 1996 PRINT Catalog!

PRINT™



1996

**Products International
EQUIPMENT, TOOLS & SUPPLIES
FOR ELECTRONIC PRODUCTION
MAINTENANCE & SERVICE**

We Make Ordering Simple!

TOLL FREE 800-638-2020

FAX 800-545-0058

IN MARYLAND

CALL 301-587-7824

FAX 301-585-5402



KENWOOD



LEADER



HITACHI



INNOVENTIONS® Inc.
"INNOVATIVE PRODUCTS FROM INVENTIVE MINDS"



BK PRECISION
MAXTEC INTERNATIONAL CORP.



PACE



**GLOBAL
SPECIALTIES**



SRS
STANFORD RESEARCH SYSTEMS



AVCOM

PRINT™


8931 Brookville Road * Silver Spring, Maryland 20910 * 800-638-2020 * Fax 800-545-0058

Call 800-638-2020 today for your free copy of the NEW 84 page 1996 catalog, jam packed with the best values in test and measurement instruments available today!!!

Before You Blow Thousands of Dollars on Tango, Or-Cad or Protel Try


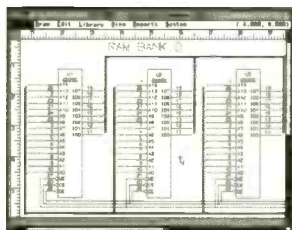


EZ-ROUTE™



The Most Complete Schematic-PCB Layout-Auto-Router System

The EZ-ROUTE™ system from AMS for IBM PC, PS/2 and compatibles is an integrated system and includes Schematic Capture, PCB Layout, Automatic Router, Design Rule Checker, Gerber Plot View and Gerber file import capability. The EZ-ROUTE™ system is complete, totally intuitive and easy to use.



For a FREE
Evaluation call:
1-800-972-3733

30 DAY NO-HASSLE
MONEY BACK

- 20,000+ parts library
- A through E sheet sizes
- On-Line Design Rule Checker
- 256 board layers
- Imports files from Gerber, Protel and Or-Cad and 8 other formats
- SMD on both sides of board
- Netlist output compatible to: Futurenet, Pcad, Edif and 16 other formats
- Output to penplotter, Gerber photoplotter, dot-matrix and laser printers

EZ-ROUTE Pro™ \$695 EZ-ROUTE Std™ \$249



Advanced Microcomputer Systems, Inc.
1460 SW 3rd Street • Pompano Beach, FL 33069
Phone (954) 784-0900 • Fax (954) 784-0904

CIRCLE 309 ON FREE INFORMATION CARD



PUT YOUR PC TO WORK

THIS IS THE DREAM MACHINE YOU'VE BEEN WAITING FOR

2.5, 3, & 4 AXIS CNC/DNC DESKTOP MANUFACTURING UNITS

STARTING AT
\$495.00



- AUTOMATICALLY PROTOTYPE PC BOARDS & MACHINE 3D PARTS FROM CAD
- CARVE, ROUTE, MILL, & DRILL WOOD, PLASTICS, & LIGHT METALS
- FREE POWERFUL 3D CAD/CAM SOFTWARE WITH EACH UNIT
- INEXPENSIVE CNC KITS AND ASSEMBLED CNC UNITS
- NOW OVER 20 DIFFERENT MODEL-OPTIONS
- EXPEDITE & SUPER-EXPEDITE AVAILABLE



SIZES FROM 12"x 12"
TO HUGE 6'x 6' UNITS

ORDER NOW! 501-839-8293 U.S. CYBERLAB, INC., 14786 SLATE GAP ROAD, WEST FORK, AR 72774

CALL NOW FOR INSTANT SPECS 501-839-8293 24 HR. FAX-BACK SERVICE

Robot Explorer Newsletter

Nano-ants, flying robots, Martian explorers. Explore an entire universe of exciting robots. 8 information-packed issues for only \$14.95. Call now! MasterCard/Visa Accepted.

1-(800) GO-ROBOT or 1-(800)467-6268

!!! BROADCAST FARTHER !!!

The model 1525 is a 75-110MHz RF amplifier that connects to mono or stereo FM transmitters and produces a powerful 15-20 watt signal which could broadcast up to 5 miles or more! Requires 75-250 mW drive. Step by step plans complete with part source information and antenna designs... ONLY \$14 PLUS \$2 S&H NO C.O.D.'s

Progressive Concepts
BOX 586 STREAMWOOD, IL 60107
(708)736-9822 FAX: (708)726-0253



CABLE TV CONVERTERS

Equipment & Accessories
Wholesalers Welcome

Call VISION TIME PRODUCTS
1-800-310-1153 M-F 8a-8p
NO TENN SALES

REMOTE CONTROL A/B SWITCH



\$ 20 each (3+)

plus shipping

MONEY BACK GUARANTEE

A/B/C SWITCH \$25 each (3+)

CONTROLLED BY ANY REMOTE!

Now you can switch between two TV signal sources without getting up or even reaching for a different remote control! Simply press any button on any remote control and hold it down for two seconds, QuikSwitch contains a patented sensor that causes it to switch sources each time it receives an uninterrupted infrared signal for two seconds. And you won't need a spare AC outlet, because QuikSwitch operates a full year on 2 "AA" alkalines, 3 years on lithiums!

HIGH ISOLATION

100% SOLID STATE

MADE IN U.S.A.



MILESTONE PRODUCTS

5698 WESTBOURNE AVE - COLUMBUS, OH 43213

1-800-535-7827



Licensed Under U.S. Patents 4,935,733 and 5,047,765 Other Patents Pending

Learn MICROCONTROLLERS EMBEDDED SYSTEMS and PROGRAMMING...

...with the AES learning system/
embedded control system.

Extensive manuals guide you
through your development
project. All programming and
hardware details explained.

Complete schematics. Learn to
program the LCD, keypad digital,
analog, and serial I/O. for your applications.



**THREE MODELS AVAILABLE. Choose from an
Intel 8051, Intel 8088, or Motorola 68HC11
based system. All models come with:**

• 32K Byte ROM, 32K Byte RAM • 2 by 16 Liquid Crystal Display • 4
by 5 Keypad • Digital, Analog, and Serial I/O • Interrupts, timers, chip-
selects • 26 pin expansion connector • Built-in Logic Probe • Power
Supply (can also be battery operated) • Powerful ROM MONITOR to
help you program • Connects to your PC for programming or data
logging (cable included) • Assembly, BASIC, and C
programming (varies with model) • Program disks with Cross Assembler
and many, well documented, program examples • User's Manuals:
cover all details (over 500 pages) • Completely assembled and ready to
use • Source code for all drivers and MONITOR • Optional Text Book

Everything you need. From \$279.
Money Back Guarantee

Call for Free Info Pack, or see
WEB at <http://www.aesmicro.com>
714-550-8094, FAX 714-550-9941




Call 1-800-730-3232

AES 970 W. 17TH STREET, SANTA ANA, CA 92706, USA

U P P R O C E S S O R

T
R
A
I
N
E
R

The PRIMER 8085 Based Microprocessor Training and Control System takes you from writing simple programs to controlling motors. This trainer can be used stand alone via the keypad and display or connected to a PC with the optional upgrade (\$49.95). The Upgrade includes: an RS232 serial port, a serial cable, 32K of battery backed RAM and Assembler/Terminal software.



EXPERIMENTS USING THE PRIMER INCLUDE

- Measuring Temperature
- Using a Photocell to Detect Light Levels
- Making a Waveform Generator
- Constructing a Capacitance Meter
- Motor Speed Control Using Back EMF
- Interfacing and Controlling Stepper Motors
- Scanning Keypads and Writing to LCD/LED Displays
- Using the Primer as an EPROM Programmer

The PRIMER is only \$119.95 in kit form. The PRIMER Assembled & Tested is \$169.95. Please add \$5.00 for shipping within the U.S. Picture shown with upgrade option and optional heavy-duty keypad (\$29.95) installed.

ENAC, inc.

P.O. BOX 2042, CARBONDALE, IL 62902
618-529-4525 Fax 457-0110 BBS 529-5708

1985 - 1995
10
YEAR
ANNIVERSARY

SEE US NOW AT
<http://www.cir.com>

CIRCUIT SPECIALISTS INC.

Check Out What We Have To Offer:

Fantastic DMM Offer!!!

Don't let the price fool you. This meter is a digital multimeter designed for engineers and hobbyists. Equipped with 5 functions and 19 ranges. Each test position is quickly and easily selected with a simple turn of the FUNCTION/RANGE selector rotary switch.

Rubber Boot Included

General

Display: 3-1/2 Digit LCD. 21mm Figure Height with Automatic Polarity

Overrange Indication: 3 Least Significant Digits Blank

Temperature for Guaranteed Accuracy: 23°C±5°C RH<75%

Temperature Ranges:

Operating: 0°C to 40°C (32°F to 104°F)

Storage: -10°C to 50°C (14°F to 122°F)

Power: 9V Alkaline or Carbon-Zinc Battery (NEDA1604)

Low Battery Indication: BAT on Left of LCD Display

Dimensions: 188mm long x 87mm wide x 33mm thick

Net Weight: 400g



Our Best Offer Ever on a

High Quality Full Sized DMM

\$19.00 any qty

DC Voltage (DCV)

Range: Resolution: Accuracy:

200mV 100µV

2000mV 1mV

20V 10mV ±(1%rdg+2dgts)

200V 100mV

1000V 1V

Maximum Allowable Input: 1000V DC or Peak AC.

DC Current (DCA)

Range: Resolution: Accuracy:

200µA 100nA

2000µA 1µA

20mA 10µA ±(1.2%rdg+2dgts)

200mA 100µA

10A 10mA ±(1.2%rdg+2dgts)

Overload Protection: mA Input: 2A/250V fuse.

AC Voltage (ACV)

Range: Resolution: Accuracy:

200V 100mV

750V 1V

Frequency Range: 45Hz-450Hz

Maximum Allowable Input: 750V rms

Response: Average Responding. Calibrated in rms of a Sine Wave.

Resistance (Ω)

Range: Resolution: Accuracy:

200Ω 100mΩ

2000Ω 1Ω

20KΩ 10Ω

200KΩ 100Ω

2000KΩ 1KΩ

20MΩ 10KΩ

Maximum Open Circuit Voltage: 2.8V

Diode Test

Measures forward voltage drop of a semiconductor junction in mV test current of 1.5mA Max.

hFE Test

Measures transistor hFE.

CAT NO	DESCRIPTION	PRICE
9300G	Rugged High Quality DMM with Rubber Boot	\$19.00

Switchable Scope Probe Sets

(Selectable X1/Ref/X10) These high quality scope probe sets are for oscilloscopes up to 60MHz (model HP9060) or 150MHz (model HP9150). Both sets include a handy storage pouch and include an IC test-hook adapter for

the probe. The BNC connector rotates to avoid cable tangle or kink. Cable length is 1.4 meters.

CAT NO	DESCRIPTION	PRICE EACH		
		1	10	100
HP-9060	Scope Probe Set DC~60MHz	\$16.49	\$14.49	\$11.58
HP-9150	Scope Probe Set DC~150MHz	24.95	21.95	18.62



Positive Photo Resist Sensitized Printed Circuit Boards

These pre-sensitized printed circuit boards are ideal for small production runs. They provide high resolution and excellent line width control. High sensitive positive resist coated on 1oz. copper foil allows you to go direct from your computer plot or art work layout. No need to reverse art.

Single-Sided, 1oz. Copper Foil on Paper Phenolic Substrate

CAT NO	DESCRIPTION	PRICE EACH		
		1	10	50
PP101	100mm x 150mm/3.91" x 5.91"	\$2.55	\$1.90	\$1.70
PP114	114mm x 185mm/4.6" x 6.6"	2.98	2.45	1.98
PP152	150mm x 250mm/5.91" x 9.84"	5.40	3.98	3.60
PP153	150mm x 300mm/5.91" x 11.81"	6.15	4.48	4.10

Single-Sided, 1oz. Copper Foil on Fiberglass Substrate

CAT NO	DESCRIPTION	PRICE EACH		
		1	10	50
GS101	100mm x 150mm/3.91" x 5.91"	\$ 3.90	\$2.98	\$2.60
GS114	114mm x 185mm/4.6" x 6.6"	4.80	3.49	3.20
GS152	150mm x 250mm/5.91" x 9.84"	8.69	5.98	5.78
GS153	150mm x 300mm/5.91" x 11.81"	10.20	7.20	6.80

Double-Sided, 1oz. Copper Foil on Fiberglass Substrate

CAT NO	DESCRIPTION	PRICE EACH		
		1	10	50
GD101	100mm x 150mm/3.91" x 5.91"	\$ 5.07	\$3.68	\$3.38
GD114	114mm x 185mm/4.6" x 6.6"	5.95	4.29	3.99
GD152	150mm x 250mm/5.91" x 9.84"	10.47	7.39	6.98
GD153	150mm x 300mm/5.91" x 11.81"	11.95	8.69	8.30

Etching Chemicals/Ferric Chloride

A dry concentrate that mixes with water to make 1 pint of etchant, enough to etch 400 sq. inches of 1oz board.

CAT NO	DESCRIPTION	PRICE EACH	
		1	5
ER-3	Makes 1 pint	\$3.50	\$2.75



Developer This product is used as the developer on our positive photo-resist printed circuit boards. Includes instructions. 50 gram package, mixes with water.

CAT NO	DESCRIPTION	PRICE EACH		
		1	10	25
POSDEV	Positive Developer	\$.95	\$.80	\$.50



Etching Tank This handy etching system will handle PC boards up to 8" x 9", two at a time. Ideal for etching your PCB's! System includes an air pump for etchant agitation, a thermostatically controlled heater for keeping etchant at optimum temperature and a tank that holds 1.35 gallons of etchant. A tight fitting lid is also supplied to prevent evaporation when system is not being used. Typical etching time is reduced to 4 minutes on 1oz. copper board!

REDUCES ETCHING TIME!

CAT NO	DESCRIPTION	PRICE
12-700	Etch Tank System	\$37.95

Desoldering Pumps

These powerful plastic body desoldering pumps are designed for easy one hand operation for fast, efficient desoldering. Double O-ring piston seals for maximum suction.

CAT NO	DESCRIPTION	PRICE EACH		
		1	5	10
08-366S	Large Desoldering Pump	\$15.89	\$13.49	\$11.95
08-366E	Regular Desoldering Pump	10.89	8.59	7.39
08-366TIP	Replacement Tip	1.95	1.95	1.95



SEE OUR ON-LINE CATALOG AT <http://www.cir.com>

Electronic Soldering System Here's the ideal solution when **Temperature Control** is required. Easy to use slide control allows user to set system from 300°F to 840°F. Voltage to iron from control unit is 24V Iron heating power is 48W. Replaceable 5.3mm tip is standard. Replacement irons and tips are available.


CAT NO	DESCRIPTION	PRICE EACH	
		1	5
SL10	Temp Controlled Soldering Iron	\$56.00	\$50.00
SL24V	Spare 24V Soldering Iron	10.50	7.50



Electronic Soldering System with LED Display

Deluxe temperature controlled system with LED display for maximum accuracy. Temperature is adjustable from 160°-480°C (320°-900°F). Iron heating power is 48 Watts. Runs on 24V from controller unit. Replacement irons and tips are available. Tip size is 5.3mm.

CAT NO	DESCRIPTION	PRICE EACH	
		1	5
SL30	Deluxe Soldering System w/LED	\$86.00	\$75.00
SL24V	Spare 24V Soldering Iron for SL10 or SL30	10.50	7.50




Replacement Tips for SL10/SL30

CAT NO	DESCRIPTION	PRICE EACH	
		1	5
821	1/32" Pencil Tip	\$1.39	\$1.19
822	1/32" Pencil Tip	1.39	1.19
823	1/64" Pencil Tip	1.39	1.19
824	1/16" Chisel Tip	1.49	1.29

We now offer a variety of replacement tips for the SL10/SL30 soldering stations.

CAT NO	DESCRIPTION	PRICE EACH	
		1	5
825	1/8" Chisel Tip	\$1.49	\$1.29
826	3/64" Chisel Tip	1.49	1.29
827	3/64" Pencil Tip	1.59	1.39

Ball Bearing 12V DC Fans



These High Quality Fans feature Ball Bearings and Brushless DC Motors. All of them are designed to meet UL, CSA & VDE Standards. Design these fans into power supplies, computers or other equipment requiring additional air flows for heat removal. These fans are regular Circuit Specialists stock items — they are not surplus.

CAT NO	DESCRIPTION	PRICE EACH			
		1	10	25	100
CSD 4010-12		\$ 9.88	\$ 6.38	\$5.48	\$4.87
CSD 6025-12		9.38	5.91	5.41	4.71
CSD 8025-12		8.88	5.85	5.19	4.49
CSD 9225-12		8.95	6.14	5.29	4.59
CSD 1225-12		11.45	8.96	7.82	6.85

Specifications

CAT NO	DIMENSIONS (MM)	RATED VOLTAGE (V)	START VOLTAGE (V)	INPUT CURRENT (A)	AIR FLOW (CFM)	STATIC PRESSURE (INCH-H ₂ O)	SPEED (RPM)	NOISE LEVEL (dB)	WEIGHT (g)
CSD 4010-12	40x40x10mm	12	7	0.06	5.1	0.19	5,500	26	20
CSD 6025-12	60x60x25mm	12	5	0.13	13.7	0.165	4,500	28	65
CSD 8025-12	80x80x25mm	12	5	0.16	37.8	0.177	3,000	31	80
CSD 9225-12	92x92x25mm	12	5	0.32	42	0.18	2,800	37	95
CSD 1225-12	120x120x25mm	12	5	0.35	62	0.180	2,500	42	135

SOLDER • SOLDER • SOLDER • SOLDER • SOLDER • SOLDER

We stock high quality 60/40 (Sn%/Pb%), .031" and 63/37, .031" diameter. This is prime JIS certified solder that we maintain as a regular stock item (It is not "Left-overs, Rejects or Surplus") and you can buy it from us at a fraction of the price that you are used to.




Tired of Paying Inflated Prices for Solder?

CAT NO	DESCRIPTION	1	10	25
RH60-1	1-lb. Spool, .031", 60/40	\$ 6.90	\$ 5.96	\$ 5.30
RH63-1	1-lb. Spool, .031", 63/37	6.95	6.10	5.41
RH60-4	4.4-lb. Spool, .031", 60/40	24.00	21.90	17.92
RH60-TUBE	6-oz. Tube, .031", 60/40	.99	.89	.79

CCD Camera - IR Responsive As Low As \$109!!

This black and white monochrome CCD Camera is totally contained on a PCB (70mm x 46mm). The lens is the tallest component on the board (27mm high from the back of the PCB) and it works with light as low as 0.1 lux. It is IR Responsive for use in total darkness. It comes with six IR LED's on board. It connects to any standard monitor, AUX or video input on a VCR or through a video modulator to a TV. Works with a REGULATED 12V power supply (11V-13V). Hooks up by connecting three wires: red to 12V, black to ground (power & video) and brown to video signal output.



CAT NO	DESCRIPTION	1	5
CA-H34A	PCB Mounted IRCCD Camera	\$125.00	\$109.00

SEE OUR ON-LINE CATALOG AT <http://www.cir.com>

CIRCUIT SPECIALISTS, INC. SINCE 1971

**800-811-5203
602-464-2485
602-464-5824(FAX)**

WE ACCEPT:



RECEIVE OUR LATEST 132 PAGE CATALOG!

It's chock full of all types of electronic equipment and supplies. We've got I.C.'s, capacitors, resistors, pots, inductors, test equipment, breadboarding supplies, PC supplies, industrial computers, data acquisition products, personal computers and computer parts, plus much, much more. FAX us your name and address or call 800-811-5203, ext. 5, to leave a message on our catalog request line.



Preowned Test Equipment

Hewlett-Packard

MODEL	DESCRIPTION	PRICE
3400A	True RMS Voltmeter	\$275
141T	Spectrum Analyzer Display Section <i>Including 8552B-IF Section and 8553B-RF Section</i>	\$995
6111A	DC Power Supply 0-20 V, 0-1 A	\$400
3320B	Frequency Synthesizer	\$525
6824A	Power Supply & Amp, 50 V, 1 A	\$450
3586B	Selective Level Meter	\$1,375

Keithley

225	Current Source	\$625
240A	High Voltage Supply	\$200

Kepeco

OPS55-20M	Power Supply 0-55V, 0-20A	\$1,450
-----------	---------------------------	---------

Sensres

ESH	Electro Static Voltmeter <i>5, 10, 20, 30 KV, DC or AC RMS</i>	\$750
-----	---	-------

Tektronix

MODEL	DESCRIPTION	PRICE
TM503	Power Supply for Tek Plug-Ins	\$125
TM504	Power Supply for Tek Plug-Ins	\$225
TM506	Power Supply for Tek Plug-Ins	\$275
7B92	Time Base	\$195
7B87	Time Base w/Retrigger Acquire Clock	\$375
7B85	Delaying Time Base	\$325
7B80	Time Base	\$275
7B71	Delaying Time Base	\$140
7B53A	Dual Time Base	\$225
7834	Storage Oscilloscope	\$1,350
7904	Main Frame	\$725
7A12	Dual Trace Amp	\$195
7D11	Digital Delay	\$375
7A11	Amplifier	\$225
7704A	Main Frame	\$795
Type611	Storage Display Unit	\$100

• LIQUIDATION PRICES • TESTED AND GUARANTEED • CALL FOR COMPLETE LIST

ARC
SALES LTD

800-220-0044 x189 or 154

We buy and sell equipment-call for details

CIRCLE 316 ON FREE INFORMATION CARD



MONITOR REPAIR SOFTWARE

LEARN COMPONENT LEVEL
ELECTRONIC REPAIR

- * USER FRIENDLY WINDOWS FORMAT
- * STEP-BY-STEP TROUBLESHOOTING ASSISTANCE
- * EXPANDABLE "REAL WORLD" REPAIR DATABASE
- * PRE-LOADED WITH OVER 200 PROVEN REPAIRS
- * SUPPLIERS, PARTS AND MANUFACTURERS LISTINGS

**DISTRIBUTORS WANTED
CALL TODAY**

IVS, INC.
13311 STARK RD.
LIVONIA, MI 48150
(800) 886-2201

CIRCLE 325 ON FREE INFORMATION CARD

AT LAST! DC-20 MHz SYNTHESIZED PERFORMANCE FOR ONLY \$795!

- DC-20 MHz, .1 Hz resolution, DC offset
- Linear/Log Sweep
- Internal/External AM
- Internal/External FM
- Internal/External PM
- Internal/External SSB
- Internal/External BPSK
- Internal/External FSK
- Burst
- DTMF Generation
- DTMF Detection
- Power Level Measmt

\$795
(quantity 1)



The SG-100 gives you .1 Hz synthesized precision and a wide diversity of modulation functions all of which can be performed using an internally generated or externally applied signal. You also get signal analysis functions that are just not offered on any other signal source such as DTMF Detection and Power Level Measurement. And because you can download new instrument functions to Flash memory, you can ensure that your SG-100 will never become obsolete.

The SG-100 is available NOW and is ready to turn your engineering bench into a real powerhouse!

Telulex Inc.



2455 Old Middlefield Way S Mountain View, Ca. 94043
(415) 938-0240 Fax: (415) 938-0241 <http://www.telulex.com>

ALL ELECTRONICS

C O R P O R A T I O N

QUALITY PARTS

FAST SHIPPING


DISCOUNT PRICING

CALL, WRITE, FAX
or E-MAIL For A
Free 64 Page
CATALOG.
Outside the U.S.A.
send \$2.00 postage.

"HI-8" VIDEO CASSETTE (USED)

ATTENTION CAMCORDER USERS!

SONY Hi-8
Top quality, metal particle 120 minute video cassettes. Used for a short time, then bulk-erased. Each cassette has its own plastic storage box. Satisfaction Guaranteed.



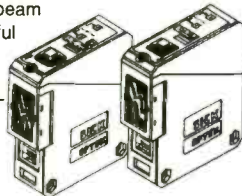
\$3.00 each

CAT # VCU-8

10 for \$28.00 • 100 for \$250.00

RANGE 20 METERS (65.6 FEET) INDOOR/OUTDOOR PHOTOELECTRIC SWITCH

SICK Optex # WS/WE260-M230
Invisible infrared beam and switch is useful for a variety of security, safety and sensing applications such as perimeter alarms, electric gate or garage door controls or conveyor line sensing. Modulated beam covers a 20 meter distance even with poor visibility. IP-66 enclosure rating makes it dust proof and splash resistant, suitable for most outdoor conditions. Light/dark switching selector. Sensitivity adjustment control. LED power and sense indicators. Two position cable entry gland (90 deg. apart) accepts 1/2" threaded conduit and a variety of wire sizes. Glass fiber-reinforced plastic housings are 3.05" x 2.5" x 1". Supply voltage: 22-240 Vac. Solid State Output: 0.5 amp (must have load to operate). Includes mounting brackets and hardware. UL and CSA listed.



\$40.00 each

CAT # PES-4

Special Sale !! SUPER NINTENDO POWER SUPPLY



Nintendo # SNS-002
New, original wall transformer with 9 foot cord and co-ax plug with

center pin. Output: 10 vdc @ 850 ma. UL and CSA listed.

\$4.00 each

CAT # DCTX-1085 10 for \$35.00

MAGNETIC CARD READER




Magtek# 21045002
Credit card or ID card magnetic strip reader consists of break-resistant plastic card guide with decoder pc board and head. Head is mounted on spring steel strip which keeps it pressed against the card surface. Terminated with a socket connector at the end of 5 color-coded leads.

3.57" X 0.9" X 0.95"

\$6.00 each

CAT# MCR-2

FLASH ASSEMBLY



Contains the circuitry from a camera including the flash assembly. We have no hook-up information, but we're sure that the 410 uf, 300 volt photo-flash capacitor, flash tube and trigger transformer are worth the price. 4.5" X 2.7" X 0.8" h.

\$2.00 each

CAT# FSH-4
10 for \$15.00

ULTRA-BRIGHT LED



Rohm # SLA-580MT-E49 T-1 3/4
GREEN, water clear in off state. 500+ mcd @ 2.1 v, 16ma.

CAT# LED-33 2 for \$1.00

100 for \$40.00 • 1000 for \$300.00

SPECIAL SALE METAL OXIDE VARISTOR SURGE SUPPRESSOR

Harris / GE # V130LA20B or equivalent
130 Vac nom. 70 Joules
Peak pulse current: 6,500 amps.

\$1.00 each CAT# MOV-130-20
100 for \$75.00

TELEPHONE COUPLING TRANSFORMER

Triad # TY-300PR
Hybrid telephone coupling transformer. (2 required for hybrid operation). Primary: 600 ohm. Secondary: 600/600 ohm. 0.75" wide X 0.72" high. PC pins on 0.187" centers.



\$2.00 each

CAT# TCTX-11
100 for \$175.00

PHOTO RESISTOR

Silonex # NSL 4582
Cadmium Sulfide photoconductive cell. 22 ohms in bright light. 2 meg ohms dark. Plastic encapsulated. 0.29" x 0.26" x 0.07". 1.5" long wire leads.




CAT # PRE-12 **75c**

10 for \$6.00 • 100 for \$50.00

FAX/MODEM LINE PROTECTOR

Ora Electronics # MP700
Protects against data interruptions and eavesdropping of private conversations when fax machine, modem or phone shares a line with other similar devices. Easy to install. Plugs inline between wall jack and telephone line. Requires one for each instrument sharing the same line.



\$3.00 per package of 3 devices

CAT # MP-700

ORDER TOLL FREE

1-800-826-5432

MAIL ORDERS TO:
ALL ELECTRONICS CORP.
P.O. BOX 567
VAN NUYS, CA 91408-0567

FAX (818) 781-2653 • INFO (818) 904-0524
<http://www.allcorp.com/>
E-MAIL allcorp@allcorp.com

NO MINIMUM ORDER • All Orders Can Be Charged to Visa, Mastercard, American Express or Discover • Checks and Money Orders Accepted by Mail • Orders Delivered in the State of California must include California State Sales Tax • NO C.O.D • Shipping and Handling \$5.00 for the 48 Continental United States - ALL OTHERS including Alaska, Hawaii, P.R. and Canada Must Pay Full Shipping • Quantities Limited • Prices Subject to change without notice.

MANUFACTURERS - We Purchase EXCESS INVENTORIES... Call, Write, E-MAIL or Fax YOUR LIST.



❖ ATTENTION CABLE VIEWERS ❖

CABLE VIEWERS... get back to your **BASIC** Cable Needs

Call 800-577-8775

For information regarding all of your **BASIC** cable needs.

5 GOOD REASONS TO BUY OUR FAR SUPERIOR PRODUCT

- ❖ PRICE
- ❖ EFFICIENT SALES AND SERVICE
- ❖ WE SPECIALIZE IN 5, 10 LOT PRICING
- ❖ ALL FUNCTIONS (COMPATIBLE WITH ALL MAJOR BRANDS)
- ❖ **ANY SIZE** ORDER FILLED WITH SAME DAY SHIPPING



**BASIC
ELECTRICAL
SUPPLY &
WAREHOUSING
CORPORATION**

We handle **NEW** equipment **ONLY** - Don't trust last year's **OBSOLETE** and **UNSOLD** stock!
COMPETITIVE PRICING—DEALERS WELCOME

HOURS: Monday-Saturday 9-5 C.S.T.

It is not the intent of B.E.S.W. to defraud any pay television operator, and we will not assist any company or individual in doing the same. Refer to sales personnel for specifications.


P.O. Box 8180 ■ Bartlett, IL 60103 ■ 800-577-8775

CIRCLE 334 ON FREE INFORMATION CARD

**Make your projects
speak for themselves...
Ours do!**

DIGITAL VOICE RECORDERS

- Record up to 218 seconds
- 1 to 8 messages
- High quality speech 12 bit
- Switch-closure actuation
- Sample rates up to 20Khz
- On-board backup
- Direct speaker output
- Wide operating range
- Small size 2.6" X 2.6"
- Made in U.S.A.



MODEL AudioQ™-218

Call or write for more information
OEM price and delivery available
Custom designs and enclosures
Single unit price \$149.00 plus s+h
Quantity pricing as low as \$99.00

GETTECH, Inc.

402 Riley Road, New Windsor, NY 12553
(914) 564-5347

Specifications and price subject to change.

Advanced Circuit Designs will...

Test all functions and write code to perform the same task.

Extract out the exact same fuse map, depending on the manufacturer and type.

Microprocessors

Extract out the exact same code for PIC, 16C54, 16C55, 16C56, 16C57, and 16C54.
Extract out the exact same code for Motorola 68705 series
(U3, U5, R3, R5, P3, P5), 80993, and 68HC705C8.
ACD also works with Intel, AMD, and other microcontrollers not listed.

Schematics

Design/layout schematics, and generate printed circuit board gerber files for projects.
Call about our secure integrated circuit read 'rs'

ACD can also provide additional resources for populating your circuit boards.

Disclaimer: ACD works with copywritten secured devices only when the copyright holder is the customer.
ACD also works with secured devices that have not been copy written.

Call TODAY for a price quote!

(703) 764-5361

please leave a message



5765-F Burke Centre Parkway, Suite 317, Burke, Virginia 22015 (703) 764-5361

ATTENTION DEALERS

BUY DIRECT FROM THE WHOLESALER

GET THE BEST PRICES AND SERVICE

ALL UNITS ARE IN STOCK FOR IMMEDIATE SHIPMENT

ADD-ONS

	QTY 5	QTY 10	QTY 20	QTY 50+
STEALTH-1000-P	\$55	\$48	\$45	CALL
TVT-3 GOLD	\$48	\$41	\$38	CALL
TNT-3	\$52	\$45	\$42	CALL
STEALTH 80 - P	\$61	\$54	\$49	CALL
M-80	\$70	\$64	\$58	CALL
PIO+	\$75	\$68	\$58	CALL

NEW CONVERTERS

CENTURY CT-3000	\$68	\$64	\$60	CALL
SA - 8511	\$75	\$70	\$65	CALL

NOVAVISIONS

NV-5600	\$205	\$195	\$185	CALL
NV-5700	\$195	\$185	\$175	CALL
NV-5800	\$195	\$185	\$175	CALL
NV-5750	\$305	\$295	\$285	CALL

BOSS COMBOS

BOSS 1	\$210	\$195	\$185	CALL
BOSS 2	\$210	\$195	\$185	CALL
BOSS 3	\$210	\$195	\$185	CALL

ZENITHS

ST-1600	\$210	\$195	\$185	CALL
---------	-------	-------	-------	------

REFURBISHED CONVERTERS

REGAL • SA • PANASONIC

CALL FOR THIS MONTH'S SPECIALS

1-800-800-0766

KIMTRONICS INC

30 day money back guarantee. All shipping and handling at customers expense.
Anyone implying theft of cable service will be denied sale. NO FLORIDA SALES.

EM-1

CIRCLE 331 ON FREE INFORMATION CARD

CALL TOLL FREE
(800) 292-7711
Se Habla Español

C&S SALES
EXCELLENCE IN SERVICE

WRITE FOR A
FREE 60 PAGE
CATALOG!



M-6000

Features:

- Computer Interface and Software with RS-232 Output
- Frequency to 4MHz
- Capacitance to 40nF
- Large 3 3/4 LCD display
- Temperature to 1999°F
- TTL logic
- Data/Peak hold
- Audible continuity
- Auto power off
- Unit indicator
- Diode Test

\$99.95

NEW!

TK-3000
\$89.95

Tools Included:

- SR-2 - Deluxe Soldering Iron
- SH-1 - Soldering Iron Stand
- ST-1 - Diagonal Pliers
- ST-2 - Long Nose Pliers
- ST-30 - Deluxe Wire Stripper
- SE-1 - Solder Ease Kit
- ND-3 - 3 pc. Nut Driver Set
- TL-8 - Precision Screw Drivers
- ST-5 - Screw Driver Slotted 3/16"
- ST-6 - Screw Driver #1 Phillips
- ET-10 - IC Puller
- SP-2 - Solder Pump
- ST-20 - Safety Goggles
- ST-9 - Pocket Screw Driver
- ST-4 - Solder Tube
- SW-3 - Solder Wick




NEW!

A professional technician service tool kit in a metal reinforced tool case with heavy-duty handle and locks. A removable pallet handles most of the tools listed with more room for tools and parts in the lower half.

2MHz Function Generator
Model 4010

- Sine, Square, Triangle, Pulse and Ramp output
- Variable duty cycle

\$195.95



MX-9300 Four Functions in One

- One instrument with four test and measuring systems:
 1.3GHz Frequency Counter • 2MHz Sweep Function Generator
 Digital Multimeter • Digital Triple Power Supply
 (0-30V @ 3A, 15V @ 1A, 5V @ 2A)

\$479.95



NEW

Model XP-581

- 4 Fully Regulated DC Power Supplies in One Unit
- 4 DC voltages: 3 fixed - +5V @ 3A, +12V @ 1A, -12V @ 1A
 1 Variable - 2.5 - 20V @ 2A

\$85



Digital Multimeter
Model EDM-83B

\$169

18 Functions including freq to 20MHz, cap to 40µF, inductance to 40H, True RMS, Data Hold/min./max./avg., TTL logic.

Digital Multimeter
Model M-1700

\$42.95

11 functions including freq to 20MHz, cap to 20µF. Meets UL-1244 safety specs.



Fluke Multimeters

70 Series

- Model 701I ... \$69.95
- Model 731I ... \$97.50
- Model 751I ... \$135.00
- Model 771I ... \$154.95
- Model 791I ... \$175.00

80 Series

- Model 83 ... \$235
- Model 85 ... \$269
- Model 87 ... \$289

B&K Precision Multimeters

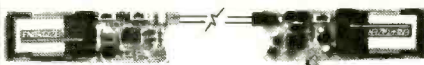
- Model 391 ... \$149
- Model 390 ... \$139
- Model 389 ... \$109
- Model 388A ... \$99
- Model 2707 ... \$79
- Model 2860A ... \$85

Kit Corner

over 100 kits available

PT-223K
\$15.95

Phone kit with training course.



Fiber Optics Technology
 with training course
Model FO-30K
\$19.95

Model AM/FM-108K
Transistor Radio Kit

\$29.95



M-1005K
Compact Multimeter Kit

\$19.95
 6 Functions & Transistor Test



XK-550 Digital / Analog Trainer

Elenco's advanced designed Digital / Analog Trainer is specially designed for school projects. It is built on a single PC board for maximum reliability. It includes 5 built-in power supplies, a function generator with continuously sine, triangular and square wave forms. **1580 tie point breadboard area.**

XK-550
Assembled and Tested
\$169.95

XK-550K - Kit
\$139.95

Tools and meter shown optional



WE WILL NOT BE UNDERSOLD

C&S SALES, INC.



15 DAY MONEY BACK GUARANTEE

UPS SHIPPING: 48 STATES 5%
 OTHERS CALL (\$5 min. / \$15 max.)
 IL RES. 8% TAX

150 W. CARPENTER AVENUE
 WHEELING, IL 60090
 FAX: (847) 541-9904 (847) 541-0710

FULL FACTORY WARRANTY
 PRICES SUBJECT TO CHANGE WITHOUT NOTICE

CIRCLE 218 ON FREE INFORMATION CARD

**FREE PROBES
WITH ALL
SCOPES**

OSCILLOSCOPES

Lowest Prices of the Year!

**WRITE FOR A
FREE 60 PAGE
CATALOG!**



**Japan Quality
But not Japan Prices!
Hitachi
Laptop Color
Digital Scopes**



- 150MHz 60MS/s VC-5460 \$2795**
50MHz 30MS/s VC-5430 \$1995
20MHz 15MS/s VC-5410 \$1475
- 100MHz**
VC-8145 - Storage
4 Channel 100MS/s . . . \$4795
VC-8155 - Storage 100MS/s \$3995
VC-8545 - Storage 40MS/s \$2795
V-1585 - 4 Channel . . . \$1995
V-1585 w/ Cursors . . . \$1695
V-1580 . . . \$1549

- 50/60MHz**
VC-8525 - Storage 20MS/s \$2625
VC-8524 - Storage 20MS/s \$1775
V-695 - 60MHz w/ Cursors \$1475
V-555 - w/ Cursors . . . \$975
V-552 . . . \$875
V-509 - Battery Operated . \$1795
- 20MHz**
VC-5025A - 20MS/s
DSO w/ DMM . . . \$1160
VC-5025 - 20MS/s
DSO w/ DMM . . . \$935
VC-8523 - Storage 20MS/s \$1695
V-252 . . . \$425
V-209 - Battery Operated . \$1425

Quality Scopes by Elenco



- | | | |
|--|--|--|
| <p>60MHz
 DS-603 \$1350
 <ul style="list-style-type: none"> • Analog / Digital Storage • 20MS/s Sampling Rate S-1365 \$795
 <ul style="list-style-type: none"> • Analog w/ Cursors S-1360 \$759
 <ul style="list-style-type: none"> • Analog with Delayed Sweep </p> | <p>40MHz
 S-1345 \$569
 <ul style="list-style-type: none"> • Analog with Delayed Sweep S-1340 \$489
 <ul style="list-style-type: none"> • Analog </p> | <p>25/30MHz
 DS-303 \$1095
 <ul style="list-style-type: none"> • Analog / Digital Storage S-1330 \$439
 <ul style="list-style-type: none"> • 25MHz Analog • Delayed Sweep S-1325 \$335
 <ul style="list-style-type: none"> • 25MHz Analog </p> |
|--|--|--|

**2 Year
Warranty**

OSCILLOSCOPE SELECTION CHART											
ANALOG											
Model	Bandwidth MHz	Sensitivity (max)	No. of Channels	Sweep Rate Max ns/div	Delayed Sweep	Video Sync	Component Tester	Beam Find	Time Base		
S-1385	60	1mV/div	2	10ns/div	Yes	Yes	Yes	Yes	2		
S-1380	60	1mV/div	2	10ns/div	Yes	Yes	Yes	Yes	2		
S-1345	40	1mV/div	2	10ns/div	Yes	Yes	Yes	Yes	2		
S-1340	40	1mV/div	2	10ns/div	No	Yes	No	No	1		
S-1330	25	1mV/div	2	10ns/div	Yes	Yes	Yes	Yes	2		
S-1325	25	1mV/div	2	10ns/div	No	Yes	No	No	1		
DIGITAL STORAGE											
Model	Bandwidth MHz	Analog Sen (max)	No. of Channels	Sampling Rate	Memory Channel	Internally Backed Up	Pretrigger %	Output			
DS-303	30	1mV/div	2	20MS/S	2K	Yes	0, 25, 50, 75	RS232			
DS-603	60	1mV/div	2	20MS/S	2K	Yes	0, 25, 50, 75	RS232			

B&K Precision at Discount Prices

- 20MHz Analog**
2120 - \$389.95
2125 - \$539.95
Delayed Sweep



- Model 1541C**
40MHz
\$695
Dual Trace

- Model 2160**
60MHz Dual Trace
\$949
Dual Time Base • Delayed Sweep

- 60MHz with
Cursors readouts
and Dual Time Base**
Model 2260
\$1225

- Model 2190A**
100MHz 3 Channel
\$1379
Dual Time Base • Delayed Sweep

Fluke Scopemeters



- 91.....\$1225
 92B.....\$1445
 96B.....\$1695
 97.....\$1795
 97A.....\$2945
 99B.....\$2095

Call or write for complete specs.

WE WILL NOT BE UNDERSOLD

C&S SALES, INC.

UPS SHIPPING: 48 STATES 5%.
 OTHERS CALL (\$5 min. \$15 max.)
 IL RES. 8% TAX

150 W. CARPENTER AVENUE
 WHEELING, IL 60090

FAX: (847) 541-9904 (847) 541-0710



**15 DAY MONEY BACK
GUARANTEE**

FULL FACTORY WARRANTY
 PRICES SUBJECT TO CHANGE WITHOUT NOTICE

CIRCLE 218 ON FREE INFORMATION CARD

EARN MORE MONEY!

Be an FCC LICENSED ELECTRONIC TECHNICIAN!



No costly school. No commuting to class. The Original Home-Study course prepares you for the "FCC Commercial Radio-telephone License." This valuable license is your professional "ticket" to thousands of exciting jobs in Communications, Radio-TV, Microwave, Maritime, Radar, Avionics and more...even start your own business! You don't need a college degree to qualify, but you do need an FCC License.

No Need to Quit Your Job or Go To School
This proven course is easy, fast and low cost! **GUARANTEED PASS**—You get your FCC License or money refunded. **Send for FREE facts now. MAIL COUPON TODAY!**


Or, Call 1-800-932-4268 Ext. 210

COMMAND PRODUCTIONS

FCC LICENSE TRAINING, Dept. 210
P.O. Box 2824, San Francisco, CA 94126
Please rush FREE details immediately!

NAME _____
ADDRESS _____
CITY _____ STATE _____ ZIP _____

386 SBC \$83 OEM (1K) PRICE




- INCLUDES:
- 5 SER (8250 USART)
- 3 PAR (32 BITS MAX)
- 32K RAM, EXP 64M
- STANDARD PC BUS
- LCD, KBD PORT
- BATT. BACK. RTC
- IRQ0-15 (8259 X2)
- 8237 DMA 8253 TMR
- BUILT-IN LED DISP.
- UP TO 8 MEG ROM
- CMOS NVRAM

USE TURBO C,
BASIC, MASM
RUNS DOS AND
WINDOWS
EVAL KIT \$295

\$95 SINGLE
PIECE
PRICE
**UNIVERSAL
PROGRAMMER**

- DOES 8 MEG EPROMS
- CMOS, EE, FLASH, NVRAM
- EASIER TO USE THAN MOST
- POWERFUL SCRIPT ABILITY
- MICROCONT. ADAPTERS
- PLCC, MINI-DIP ADAPTERS
- SUPER FAST ALGORITHMS



OTHER PRODUCTS:
8088 SINGLE BOARD COMPUTER OEM \$27 ... *95
PC FLASH/ROM DISKS (128K-16M) 21 75
16 BIT 16 CHAN ADC-DAC CARD 55 195
WATCHDOG (REBOOTS PC ON HANGUP) 27 95

*EVAL KITS INCLUDE MANUAL
BRACKET AND SOFTWARE.
5 YR LIMITED WARRANTY
FREE SHIPPING
HRS: MON-FRI 10AM-6PM EST

**MVS BOX 850
MERRIMACK, NH
(508) 792 9507**

price SET: US\$ 299.00

new! new! new! new!



VIDEO - LINK
2.4 GHz

wireless

VIDEO / AUDIO transmission

up to 1/4 mile
open area



power supply not incl.
A/V cable incl.

works with all TV-SYSTEMS
NTSC/SECAM/PAL

techn. data:
RF power output: 10mW
DC power : 11.....16V/DC-0.5A
dimension: 130x80x35mm
AUDIO: in / out
VIDEO: in / out
frequency: 2.4 GHz / pll stab.
modulation : A/V FM

shipping charge air parcel
US\$ 45.00







PICOTRONIC

Zollamtstr.48, 67663 Kaiserslautern GERMANY
FAX++49-631-29579 BBS++ 49-631-21048
phone 0631 29187

CONTROL
RELAYS • LIGHTS • MOTORS

MEASURE
TEMPERATURE • PRESSURE • LIGHT LEVELS • HUMIDITY

INPUT
SWITCH POSITIONS • THERMOSTATS • LIQUID LEVELS

<p>MODEL 30 \$79</p>  <ul style="list-style-type: none"> • PLUGS INTO PC BUS • 24 LINES DIGITAL I/O • 8 CHANNEL • 8 BIT A/D/IN • 12 BIT COUNTER • UP TO 14K BMP/SEC 	<p>MODEL 45 \$189</p>  <ul style="list-style-type: none"> • RS-232 INTERFACE • 8 DIGITAL I/O • 8 ANALOG INPUTS • 2 ANALOG OUTPUTS • 2 COUNTERS-24 BIT
<p>MODEL 100 \$279</p>  <ul style="list-style-type: none"> • 12 BIT 100 KHZ A/D • 4 ANALOG OUTPUTS • 3 TIMER COUNTERS • 24 DIGITAL I/O 	<p>MODEL 60 \$179</p>  <ul style="list-style-type: none"> • 8 2-AMP RELAYE • 16 DIGITAL I/O • 1 8-BIT ANALOG INPUT
<p>MODEL 40 \$99</p>  <ul style="list-style-type: none"> • RS-232 INTERFACE • 28 LINES DIGITAL I/O • 8 ANALOG INPUTS • PWM OUTPUT • OPTIONAL 12 BIT A/D 	<p>MODEL 70 \$239</p>  <ul style="list-style-type: none"> • RS-232 INTERFACE • 18 BIT A/D • 5.8 DIGIT • UP TO 60 BMP/SEC

NEED A CUSTOM PCB? TRY US.
PRAIRIE DIGITAL, INC.
 PHONE 608-643-8599 • FAX 608-643-6754
 846 SEVENTEENTH STREET • PRAIRIE DU SAC, WISCONSIN 53578

CIRCLE 326 ON FREE INFORMATION CARD

IN STOCK

service \sar - vas\ noun
 - The occupation of performing work or functions that benefit and contribute to the welfare of others, *syn.* see Mouser Electronics

Call for your **FREE 324** page catalog **TODAY!**



65,280 Products
 126 Manufacturers
 All Orders Ship Same Day

- Passive Components ■ Semiconductors
- Electromechanical ■ Connectors/Cable
- Surface Mount and Through Hole

MOUSER ELECTRONICS **800-992-9943**
 FAX: 817-483-0931
<http://www.mouser.com>
sales@mouser.com

958 North Main St., Mansfield, TX 76063

CIRCLE 329 ON FREE INFORMATION CARD

CAPITAL ELECTRONICS INC.

"QUALITY IS OUR CAPITAL CONCERN."

Complete On Site Electrical Engineering Lab

- PRODUCT ENGINEERING
- FIRMWARE DEVELOPMENT
- MICRO CONTROLLER & EPROM HARDWARE & SOFTWARE DEVELOPMENT
- REVERSE ENGINEERING
- RF CIRCUIT DESIGN & MANUFACTURING

From Auto-Routing to CNC Routing to Electronic Assemblies...
Capital Electronics is Your Best Route For Printed Circuit Boards.

<p>DESIGN/LAYOUT</p> <ul style="list-style-type: none"> • CAD LAYOUT SERVICES • COMPATIBLE WITH ALMOST ALL CAD SYSTEMS • FROM SCHEMATICS OR SAMPLE PCB'S • PHOTOPLOTTING SERVICES • 28,800 BAUDE MODEM 	<p>PRINTED CIRCUIT BOARDS</p> <ul style="list-style-type: none"> • SINGLE & DOUBLE SIDED • MULTI-LAYER & FLEXIBLE PCB'S • FROM QUICK TURN PROTOTYPES TO SCHEDULED PRODUCTION RUNS • FINE LINES, SMT • ELECTRICAL TESTING • PRECIOUS METAL PLATING 	<p>ASSEMBLY SERVICES</p> <ul style="list-style-type: none"> • FAST TURN BOARD STUFFING • WIRE HARNESSSES • WAVE SOLDERING • ACQUISITION OF PARTS • FINAL TESTING • TURNKEY SERVICES • CUSTOM ENCLOSURES
--	--	---

For Quick & Competitive Pricing or More Information, Please Call Us Today!
 852 Foster Avenue • Bensenville, IL 60106
(708) 350-9510
 Fax (708) 350-9760 • Modem (708) 350-9761

Internet Access:
 For Automated Info Responses:
INFO@capital-elec.com
 E-Mail: Quote@capital-elec.com
 Web Access: <http://www.capital-elec.com>

CIRCLE 332 ON FREE INFORMATION CARD

SHOW TIME CABLE

The Best
in Cable

**CONVERTERS &
DESCRAMBLERS**

Take a LOOK at the exciting
new

Prelude!



Just
\$339!

We work hard to be the
Low Cost Leader!
Shop the rest, then
call us to compare. We
guarantee you, no other
reputable firm can beat our prices!

COD • Master Card • Visa • Amex • Discover

Show Time Cable • 643 N. 98th Street, Ste. 260 • Omaha, NE 68114

Your Low Price Leader!
Order By Phone, Fax, or Mail

800-643-4258

Earn \$1000

**A Week While You Learn High
Paying VCR Repair.**

**Earn While You Learn . . .
Secrets Revealed . . .**



Train at Home

If you are able to work with small hand tools and possess average mechanical ability, you could earn top dollar part time or full

time. Our learn by doing method teaches you how to work on VCR's without boring unnecessary electronic basics.

For Free Information Package Send Coupon to:
Foley-Belsaw Institute, 6301 Equitable Road,
Kansas City, MO 64120

Check VCR
or another
High Paying
Career
Field

(Check One Box Only)

- VCR Repair, Dept. 62528
 Computer Repair, Dept. 64425
 TV/Satellite Dish, Dept. 31300
 Computer Programming, Dept. 35248
 Computer Specialist, Dept. 38099
 Networking Specialist, Dept. 39086
 Electrician, Dept. 95106

Since 1926

Name _____
Address _____
City _____
State _____ Zip _____

CIRCLE 330 ON FREE INFORMATION CARD

Quality Microwave TV Systems

**WIRELESS CABLE - ITFS - MMDS
ATV - INTERNATIONAL - S-BAND**
Amplifiers • Antennas • Books • Components
Filters • Systems • Video Products

- RF Frequency 1990 - 2700 Mhz
- Cable Ready - VHF - UHF Outputs
- SASE For "FREE" Catalog or Send \$1

PHILLIPS-TECH ELECTRONICS

PO Box 8533 • Scottsdale, AZ 85252


ORDER LINE **800-880-MMDS**

CATALOG / INFO **602-947-7700**

FAX LINE **602-947-7799**

Visa • M/C • Amx • Disc • COD's • Qty Pricing

CIRCLE 324 ON FREE INFORMATION CARD



CHALLENGER SYSTEM
33-Channel 52dB+ Gain
Complete Grid \$265
Five Year Warranty
FREE SHIPPING

OCEAN STATE ELECTRONICS

MAKE CIRCUIT BOARDS THE NEW, EASY WAY WITH TEC-200 FILM

JUST 3 EASY STEPS:

- Copy Circuit pattern on TEC-200 film using any plain paper copier
 - Iron film onto copper clad board
 - Peel off film and etch
- Convenient 8 1/2 x 11 size w/complete instructions
- | | | |
|-----------|-------|--------|
| 5 SHEETS | | \$6.25 |
| 10 SHEETS | | 10.75 |
| 20 SHEETS | | 16.25 |
| 50 SHEETS | | 33.50 |



DELUX CODE KEY

Adjustable, heavy duty brass base with ball bearing pivots. Designed for hard usage. 3/16" plated contacts.



\$14.95

**CODE PRACTICE
OSCILLATOR & MONITOR**
3" SPEAKER, HEADPHONE
TERMINAL, VOLUME & TONE
CONTROLS. USES 1 9V BATTERY.
Kit \$19.95
Wired \$24.95



VERNIER DIALS

1-1/2" Diameter 0-10 Marking \$10.95
1-1/2" Diameter 0-100 Marking \$14.95
2" Diameter 0-100 Marking \$15.95



REGULATED POWER SUPPLIES
13.8 VDC OUTPUT. 120 VAC INPUT.
RATINGS ARE CONTINUOUS.



3 AMP	\$29.50
5 AMP	39.50
6 AMP	46.50
10 AMP	59.50
20 AMP	129.50
30 AMP	139.50

SIGNAL INJECTOR/TRACER KIT

This handy tester is both a signal generator and receiver. As a generator use it to check out an amplifier, stage by stage. Also tests AM radio IF and RF stages. As a receiver you can pin point where a defective part exists. Will transmit and receive simultaneously.



\$19.95




**DIGITAL CAPACITANCE/
INDUCTANCE METER**
DIGITAL LCR METER measures inductance, capacitance and resistance. At Last! An LCR meter that everyone can afford. Now you can measure coils, transformers, chokes from 1pH to 200H. Capacitors .1 pfd to 200 mfd and resistors from .1 ohms to 20 meg ohms. All in one handheld instrument.
LCR-1801 \$119.95

LEARN COMPUTER THEORY BY BUILDING THIS KIT DIGITAL TRAINER MODEL MM-8000

Starting from scratch you build a complete computer system. Our Micro-Master trainer teaches you how to write into RAMs, ROMs and run a 8085 microprocessor. You will write the initial instructions to tell the 8085 processor to get started and store these instructions in permanent memory in a 2816 EPROM. Teaches you all about input and output ports, computer timers. Build your own keyboard and learn how to scan keyboard and display. No previous computer knowledge required. Simple easy to understand instruction teaches you to write in machine language. Upon completion of this course you will be proficient in computer technology.

- Uses the 8085 Microprocessor
- Uses the 2816 EPROM, electrically erasable programmable ROM
- Uses the 8156C, 2048 Bit static MOS RAM with I/O ports and timer
- Memory expandable option
- Built in 5V power supply
- 28 key keyboard
- Complete with lesson manual, instructions and experiments

\$119.95



MAGNET WIRE

Enamel, coated solid copper. For winding coils, transformers and toroids. Prices for 1/4 lb. spools.



#14	\$4.00	#20	\$4.00	#28	\$4.85	#36	\$6.85
#16	4.00	#22	4.25	#30	4.85	#38	6.95
#18	4.00	#24	4.25	#32	4.85	#40	7.85
		#26	4.85	#34	6.25		

VARIABLE CAPACITORS BROADCAST TYPE - 1/4" SHAFT



1 GANG 14-365 PF \$12.95
2 GANG 10-400/10-400 PF \$19.95



MANY MORE TYPES AVAILABLE FROM SMALL AIR TRIMMERS TO LARGE 4KV TUNER TYPE

SIGNETICS NE602AN \$2.49
MINI-CIRCUITS SBL-1 \$7.95



TOROIDS

IRON

T-25-2	35	T-50-6	55
T-25-6	35	T-68-0	75
T-37-6	45	T-68-2	75
T-37-12	45	T-68-6	75
T-50-2	55	T-80-2	90
T-50-3	55	T-200-2	\$5.00

FERRITE

FT-37-43	60	FT-82-43	\$1.00
FT-37-61	60	FT-82-67	1.00
FT-37-77	60	FT-82-75	1.00
FT-50-43	75	FT-114-61	1.90
FT-50-61	75	FT-140-43	3.15
FT-50-77	75	FT-240-61	8.00

We stock a complete line of Toroids, Beads, and Ferrite Rods.

**TO ORDER CALL 1-800-866-6626
OR
401-596-3080 FAX 401-596-3590**

OR WRITE TO:

Ocean State Electronics
PO Box 1458
Westerly, RI 02891

Mail in orders please include \$5 S/H
CANADA \$12.00 - OVERSEAS \$15.00
ALASKA & HAWAII \$9.00
Minimum Order \$10.00 (before shipping)
R.I. Customers Include 7% Sales Tax.

CALL OR WRITE FOR FREE 120 PAGE CATALOG



DO-IT-YOURSELF AUDIO AMPLIFIER KITS

Mark V Electronics, Inc.
8019 E. Slauson Ave.,
Montebello, CA 90640

Enclosures at Unbeatable prices!

In business since 1985

Free Catalog 213/888-8988 Fax 213/888-6868

Order 1-800-521-MARK / 1-800-423-FIVE

Kit skill levels are specified as ▲ beginner ▲▲ intermediate or ▲▲▲ advanced!

Best Buy Metal Cabinets with Aluminum Front Panel

LG-1273 3x12x7" \$ 26.50
LG-1684 4x16x8" 32.50
LG-1924 4x19x11 1/2" 38.25
LG-1925 5x19x11 1/2" 42.00
LG-1983 2 1/4 x19x8" 35.25
LG-1923 3x19x11 1/2" 36.50
LG-1927 7x19x11 1/2" 50.50

LG- Black anodized rack cabinet

Modular Desktop Consoles

L x W x H
LE-453 4x4 3/4 x3" \$ 7.50
LE-653 6x4 3/4 x3" 9.75
LE-853 8x4 3/4 x3" 11.75
LE- Black finished aluminum panel 1mm thick.

Alarm Box with Lock

LB-1085 8 1/2 x10 1/4 x5" \$18.75
LB-1395 9 1/4 x13 1/4 x5" 25.50
LB-1525 12 1/4 x15 1/4 x5" 35.25
*LB-1494 9 1/4 x14 1/4 x4 1/4" 21.50
LB-1383A 8 1/2 x13 1/4 x4" 23.25
*No lock & LB- Sheet Metal 0.8mm

Mejor Compra!

New *LL-1923B 2 3/4 x19x12" 69.50 *LL-1925A 5x19x12" 79.50

*LL- High quality full Aluminum Cabinet
*LL- Front panel .157" & other panels .078"
*LL- Gold plated cap screw for front panel

- Dimensions in inches ± .05
- Custom-made for other dimensions if over 100 pcs for single model!

Camera Housing

*LD-1244 2 1/4 x10 1/4 x4" \$55.00
**LD-1516 3 3/4 x13 1/4 x4" 29.50
**LD-1565 4x13 1/4 x5 1/4" 31.75
*LD- Stainless Steel 0.7mm
**LD- Sheet Metal 1mm

Power Transformers & Toroidal Transformer

001 28/30V x 2 6A \$ 30.00
002 36V x 2 3A 25.00
003 40V x 2 6A 32.00
**008 28/30V x 2 6A 40.00
**009 48/53V x 2 8A 66.00
**012 33/40/42Vx2 6A 48.00

TA-800MK2 ▲▲ 120+120W Pre & Main Stereo Amp. (4 lbs.)



Kit: \$ 67.92
Asmb. \$ 86.95

Power Output: 120W into 4 ohms RMS. 72W into 8 ohms RMS. Frequency Response: 10-20KHZ. THD: <0.01%. Tone Control: Bass ±12dB, Mid & Treble ±8dB. Sensitivity: Phono Input, 3mV into 47K. Line, 0.3V into 47K. Signal to Noise Ratio: 86dB. Power Requirement: 40VDC @ 6A. Suggested Mark V model 001 or 008 transformer. Recommended Metal Cabinet LG-1924.


TY-35 ▲ FM Wireless Microphone



Kit: \$ 12.90 \$ 6.99

Clearance Sale This is a low power real FM transmitter. Transmit frequency within 88 to 108 megahertz. Transmit range about 200 ft. It has high sensitivity sound pickup by a capacitance microphone. May be used strictly for series purposes such as remote wireless monitoring.

AF-3 ▲▲ 300W MOSFET High Power Mono Amp. (7 lbs.)



Kit: \$ 165.00 Asmb. \$ 195.00

Power Output: 300W into 4 ohms RMS. 200W into 8 ohms RMS. Frequency Response: 10HZ-20KHZ. THD: <0.03%. Signal to noise ratio: 91dB. Input Sensitivity & Impedance at 1KHZ, 1V 47K Load Impedance 4-16 ohms. Power Requirement: ±55 to ±65VDC 8A. Suggested Mark V model 009 Transformer. Capacitor 10,000uF 80-100V model 016 or 019. Recommended Metal Cabinet LG-1925 for each channel.

TR-503 ▲ Regulated DC Power Supply



Kit: \$ 18.75 Asmb. \$ 27.65 variable over a range of 0-50V. Current limit trip is adjustable up to max of 3A. Suggested Mark V 002 transformer. (1 lb.)

TA-388 ▲▲ Class A FET Dynamic Buffer Stereo Pre-Amp (1 lb.)



Kit: \$ 64.00 Asmb. \$ 80.00

Frequency Response (at rated output): Overall 10HZ-100KHZ +0.5dB-1dB. THD: Overall <0.007% at or below rated output level. Channel Separation (at rated output 1KHZ): Overall better than 70dB. Hum & Noise: Overall better than 90dB. Input Sensitivity (1KHZ for rated output): 300-600mV. Maximum Output Level: Pre-Amp output 1.8V (0.1% THD). Power Requirement: 30V X 2 AC 500mA.

School Project Kits Source ...

SM-36 Dynamic Noise Reduction ▲ \$ 26.00
TA-006 6W Mini-Amplifier ▲ 9.50
TA-28 Digital Voice Memo ▲▲ 9.90
TA-120 36W Class A Power Amp. ▲▲ 32.50
TA-201 Microphone Mixer Mono Amp ▲ 20.79
TY-45 20 Bar/Dot Level Display ▲▲ 38.25
TY-2 Fluorescent Light Driver ▲ 14.75
TA-50 Melody Generator ▲ 13.85

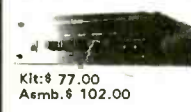
SM-100 ▲▲ 150 MHZ 8 Digit Frequency Counter (2 lbs.)



Kit: \$ 79.00 \$ 65.00
Asmb. \$ 99.00

Frequency Range: 10HZ-150MHZ. Gate Time: 0.01s, 0.1s, 1s, 10s. Input Sensitivity: KHZ range 10HZ-10MHZ 20mV(min.). MHZ range 1MHZ-120MHZ 20mV(min.), 120MHZ-150MHZ 35mV (min.), 150MHZ-200MHZ 40mV(typical). Time Base: 10MHZ crystal, ±10 ppm. Input Impedance: 1M ohm. Response Time: 0.2s. Resolution: 0.1 HZ: 10s gate time, 1HZ: 1s gate time, 10HZ: 0.1s gate time, 100 HZ: 0.01s gate time. Hold the last input signal. Reset counter to 0. DC 9V power adapter not included.

SM-720 AC/DC Stereo Pre & Main Power Amp.



Kit: \$ 77.00
Asmb. \$ 102.00

120Wx2 Music power. THD: <0.2%. Input Sensitivity: Tape, CD/Aux 300mV 47k ohm, Phono 3mV 47k ohm, Guitar/Mic 3mV (600-47k ohm). Tone Control: Treble & Bass ±8dB. Frequency Response: 20HZ-20KHZ. Signal to Noise Ratio: 78dB. Power Requirement: AC 110/60Hz or DC 12-16V. Ready to plug in when assembled. Case & transformer included! ▲▲▲ (9 lbs.)

See our catalog for more kits!

Minimum order \$ 20. We accept Visa, MasterCard & Money Orders. Checks allow 2 weeks for clearance. We ship by UPS ground inside US (2 lbs min \$ 5.00) and ship by US mail outside US. Please call for orders shipping & handling or fax (foreign) orders. PO Orders are welcome from schools. We are not responsible for typographical errors.

VOICE CHANGERS! ELECTRONIC KITS AND MORE!



WE ACCEPT VISA, MC, MO, COD
SHIPPING & HANDLING EXTRA

Master Card VISA

BUY WITH CONFIDENCE FROM XANDI
• 30-DAY REFUND POLICY
• TECH SUPPORT NUMBER (602-894-0992)

- Powerful 2 stage audio amplifier.
- Tunes 88-108 MHz.
- Up to 1 mile range.
- Requires 9V battery. (Not incl.)
- Sensitive, picks up sounds at the level of a whisper.



SUPER-MINIATURE FM TRANSMITTER
Super small FM transmitter. Use with any FM broadcast receiver. Easy to assemble, all chip (SMT) parts are pre-assembled to the circuit board.

XST500 E-Z Kit \$49.95

- Sensitive audio amplifier, picks up sounds at the level of a whisper.
- Tunes 88-108 MHz.
- Up to 1/2 mile range.
- Miniature photo battery mounts right on circuit board. (Included)



MICRO-MINIATURE FM TRANSMITTER
Including the battery, this is the Worlds smallest FM transmitter. Use with any FM broadcast receiver. Easy to assemble, uses pre-assembled circuit board.

XWB1000 E-Z KIT \$46.95

- Up to 1/2 mile range.
- Miniature photo battery mounts right on circuit board.
- Transmits at 143 MHz.
- Amazing audio sensitivity, picks up sounds at the level of a whisper.



CRYSTAL CONTROLLED FM TRANSMITTER
Including the battery, this is the Worlds smallest crystal controlled FM transmitter. Transmits to any scanner type receiver. Easy to assemble, uses pre-assembled circuit board.

XTL1000 E-Z KIT \$69.95

- Transmits a continuous beeping tone.
- Transmits at 143 MHz.
- Up to 1 mile range.
- Works with most any scanner type receiver.



TRACKING TRANSMITTER
Only 0.75 by 1.8 inches including the battery, the XTR300 is ideal for use in locating lost model rockets, bicycles, automobiles, games of hide and seek, and contests.

XTR300 E-Z Kit \$79.95

- Dial your phone from anywhere and listen to the sounds inside your home.
- Two digit Touch Tone code for secure operation.



TELEPHONE SNOOP
The latest in home or office security. Call home from anywhere, enter a two digit security code, and hear the sounds in your home. Automatically turns on without ringing the phone, verifies code, then activates for one and a half minutes.

XPS-CASE KIT \$13.95

XPS1000 C KIT \$55.95

- Smallest Phone transmitter anywhere!
- Tunes 88-108 MHz.
- Up to 1/4 mile range.
- Attach to phone line anywhere in house.
- No batterie required, powered by phone line.



SUPER-MINIATURE PHONE TRANSMITTER
Worlds smallest FM phone transmitter. Use with any FM broadcast receiver. Easy to assemble, all chip components are pre-assembled to the circuit board.

XSP250 E-Z Kit \$34.95

- Professional quality.
- Uses new Microwave Integrated Circuit amplifier.
- Not a kit, ready to use.
- Covers 1 to 2,000MHz.
- Adjustable sensitivity.
- Audio jack for privacy ear phone.



SUPER SENSITIVE BUG DETECTOR
Any intercepted signal causes an audio tone that increases from a low pitched growl to a high pitched squeal as you get closer to the source of the signal.

XBD500 \$149.95

- Use with any FM broadcast receiver.
- Hear every sound in an entire house!
- Up to 1 mile range.
- Powerful 2 stage audio amplifier.



MINIATURE FM TRANSMITTER
The XFM100 has a super sensitive microphone and is capable of picking up sounds at the level of a whisper and transmitting them to any FM broadcast receiver.

XFM100 C Kit \$21.95

- Digital voice changing: male to female, female to male, adult to child, child to adult.
- Anonymity on any call.
- Button for normal operation.
- 16 levels of voice masking.



VOICE CHANGING TELEPHONE
STOP THOSE ANNOYING TELEPHONE CALLS!
Sound older and tougher when you want to. Not a kit. Fully assembled. Single phone operation only.

TRANSITION 2000 \$99.95

- Digital voice changing: male to female, female to male, adult to child, child to adult.
- Use with any modular phone.
- 16 levels of voice masking.
- Connects between handset and phone.



VOICE CHANGING ACCESSORY
STOP THOSE ANNOYING TELEPHONE CALLS!
Sound older and tougher when you want to. Not a kit. Fully assembled. Use with single or multi-line phones.

TRANSITION 2001 \$69.95

- Uninterrupted coverage of 800 to 950 MHz.
- Works with any scanner that can receive 400 to 550 MHz.



800-950 MHz SCANNER CONVERTER KIT
If your scanner can receive 400-550 MHz, just add the XLC900 for uninterrupted 800-950 MHz coverage. It converts all 800-950 MHz signals down to 400-550 MHz so your scanner can receive them! Add our custom case kit for that "Professional" look.

XLC-CASE KIT \$13.95

XLC900 C KIT \$49.95

- Transmit high quality stereo to any FM stereo receiver.
- Built-in output level monitor for quick and easy tuning.
- Ideal for use with personal CD player.



FM STEREO TRANSMITTER
Transmit full-bodied Hi Fi stereo to any FM stereo receiver. Separate left and right inputs and gain controls. Includes an output booster stage for greater range.

XFS-CASE KIT \$13.95

XFS108 C KIT \$39.95

XANDI Serving the public since 1981
ELECTRONICS, INC.
1270 E Broadway Rd. # 113, Tempe AZ 85282

TOLL FREE ORDER LINE: 1-800-336-7389
FAX LINE: 1-602-731-4748
ASK FOR A CATALOG OF ALL OF OUR PRODUCTS

SEND MAIL XANDI ELECTRONICS
ORDERS TO: BOX 25647
TEMPE, AZ 85285-5647

CIRCLE 281 ON FREE INFORMATION CARD

WE SELL RED, BLUE-GREEN & IR

LASERS

HUNDREDS OF UNITS TO CHOOSE FROM!
PRICES AS LOW AS \$40.00!


- Experiments
 - Laser Light Shows
 - Cutting & Burning
 - Communications
- We also carry books and plans about LASERS.

CALL FOR FREE CATALOG!
TEL (909) 278-0563
FAX (909) 278-4887



1269 W. Pomona, Corona, California 91720
See our catalog on the internet.
HTTP://WWW.PWEB.COM/MWK/MAIN.HTM
EMAIL: MKENNY1989@AOL.COM

The GIANT Black Book of Computer Viruses



Enter the secret world of computer viruses with this incredible book! Find out how viruses work, while learning *coding secrets that make your computer software capable of amazing feats*. Explore the PC as well as Windows and OS/2 internals. Learn how to get a super user account on a UNIX system with a virus. Get the inside scoop on the incredible KOH virus - a beneficial virus that will keep your data encrypted for you. More than just a dry textbook, this book is *an excellent tutorial in assembler* that will hold your interest with a fascinating subject! It includes *full source* and explanations of 37 different viruses and four different anti-virus programs!

ALL NEW FOR 1996! **672 page Book \$39.95**
Program Disk \$15.00
Shipping \$3

Call (800)719-4957 now!
to order (Visa/MC/COD) or call or write for free catalog!
American Eagle Publications, Inc.
P. O Box 1507
Show Low, AZ 85901

CIRCLE 319 ON FREE INFORMATION CARD

Electronics Now, August 1996

DATA ACQUISITION

and Control Hardware for PC's

ANA100 Analog I/O \$ 99




- * 8 Channel 8-Bit
- * 0 to 5 Volt input
- * 14 TTL I/O lines
- * Analog Output
- * 400KHz Sampling

DIG100 Digital I/O \$ 39



- * 8255 PPI
- * 24 or 48 TTL I/O Lines option
- * Selectable Base Address

ANA150 Analog/Counter... \$ 89



- * 8 Channel 8-Bit
- * 0 to 5 Volt Input
- * 3 16-Bit Counters
- * 400KHz Sampling

DIG200 Counter I/O \$ 79



- * 3 16-Bit Counters
- * 8 TTL Input lines
- * 8 TTL Output lines
- * Selectable Clock Frequency Input

ANA200 Analog I/O \$ 79



- * 1 Channel 12-Bit
- * 0 to 5 Volt input
- * optional bi-polar
- * 100KHz / 300KHz Sampling rate
- * 24 TTL I/O lines

ANA201 Analog \$ 129



- * 8 Channel 12-Bit
- * x1, x5, x10, x50 Programmable Channel gain
- * 100KHz/300KHz Sampling rate

Engineering Software - PC/MSDOS

Easy-PC Professional XM - Integrated Electronics CAE System, Combines Schematic Capture, Simulation, and PCB Design in one package.... \$ 349

More Hardware and Software Items Ask for our current catalog

PC-SCOPE - Digital Storage Oscilloscope, 1, 2, 4, or 8 Channel Capture and Display of Data. Works with ANA100, ANA150, and ANA201 Boards..... \$ 39

We accept MasterCard/Visa Orders

BSOFT Software, Inc.

PHONE 614-491-0832 * FAX 614-497-9971
444 COLTON ROAD * COLUMBUS, OHIO * 43207

The **Smallest,**
Most **Secure,**
Best **Range,**
3 Channel
Remote Receiver.



Security Receiver for... Home Automation, Garage Doors, Home Security Add On, Auto Convenience Package (Door Locks, Trunk Pop, Windows-Up/Down, Car Start), N/O or N/C Contacts.

Security - 70 billion hopping codes with anti-scan processing. Unbreachable security; never repeats the same code twice. Double EEPROM memory.

Incredible Range - No cross talk or blockage. Range up to 1000 feet.

3 Channel - Our universal receiver controls up to 3 items with only one receiver (optional relay needed). Push both buttons together for third channel output. Interfaces with most home and auto security systems for easy remote integration. Comes with (1) three channel receiver, (1) long range three channel remote, (1) universal 120 VAC transformer.

ALL FOR ONLY \$99.95 + shipping & sales tax.

Street Smart Security
619) 462-1167

7147 University Avenue • La Mesa, CA 91941
Send, Fax or Call Order In - Use Credit Card or Check. Fax (619) 462-0652

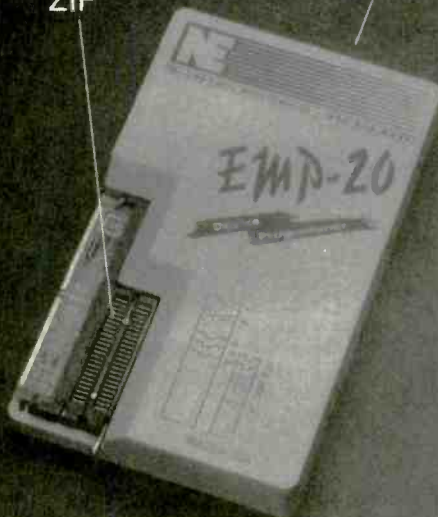
\$449⁹⁵

Device Programmers

\$139⁹⁵

48 PIN ZIF

Connects to standard PC parallel printer port




9 1/2" x 5 3/4" x 1 1/4"

EMP-20

- Easy to use software, on-line help, full screen editor
- **Fast Programming (EMP-20)**
27C010A, 23 seconds
28C020, 34 seconds
27C040, 95 seconds
- **Made in USA**
- 1 Year Warranty
- Technical Support by phone
- 30 day Money Back Guarantee
- FREE software upgrades available via BBS
- Demo SW via BBS (EM20DEMO.EXE) (PB10DEMO.EXE)
- E(e)proms 2716 - 8 megabit, 16 bit 27210-27240, 27C400 & 27C800,
- Flash 28F256-28F020, (29C256-29C010 (EMP-20 only))
- Micros 8741A, 42A, 42AH, 48, 49, 48H, 49H, 55, 87C51, 87C51FX, 87C751,752
- GAL, PLD from NS, Lattice, AMD-16V8, 20V8, 22V10 (EMP-20 only)

PB-10 Internal Card for PC



2 ft. Cable

40 PIN ZIF

FOR MORE INFORMATION CALL

4630 Beloit Drive, Suite 20
Sacramento, CA 95838
(Monday-Friday, 8 am-5 pm PST)

NEEDHAM'S ELECTRONICS, INC.



C.O.D.



(916) 924-8037
BBS 916-924-8094
FAX 916-924-8065

CIRCLE 257 ON FREE INFORMATION CARD

Printed Circuits in Minutes Direct From LaserPrint!

8 1/2" x 11"
* Or Photocopy
** Use standard household iron or P-n-P Press.

1. LaserPrint*
2. Press On**
3. Peel Off
4. Etch



Use Standard Copper Clad Board
20 Shts \$30/ 40 Shts \$50/ 100 Shts \$100

Visa/MC/PO/CK/MO \$4 S&H

Techniks Inc.

P.O. Box 463

Ringoes NJ 08551

ph. 908.788.8249 fax 908.788.8837

<http://chelsea.ios.com/~techniks>

Retail Dealer Inquiries Invited

AFFORDABLE EMBEDDED SOLUTIONS

EPROM EMULATORS Complete systems, ready to use. Test your code thru the printer port without disconnecting equipment. Emulators mounted in a quality case, STD32, \$109, emulate (2764-27256). STD64, \$129, (2764-27512). PRO-SERIES includes bi-directional communications with PC and 'real time link' to PC for single byte changes. Instant recovery battery back-up. FRO128, \$199, (2764-27010). PRO512, \$259, (2764-27040). Use multiple emulators to support 16/32 bit bus. \$5 shipping.

8051/8031 SINGLE BOARD CONTROLLER. Only 1.8 X 3.0". Quality bare board with solder mask both sides and component outline. Complete with PC 8051 assembler and schematic. ONLY \$19.95. Complete kit, \$29.95. Add \$3 for shipping.

EEPROM PROGRAMMER. Reads EPROMS FOR easy transfer to EEPROMS. Programs 2864-28256. Complete, ready to use. No more 15 minute erase burn cycles! only \$49.95. \$59.95 with case option. \$5 shipping.

UNIQUE RING DECODER. Look like a big business without the bills. Hang up to four numbers on a single line. Only \$74.95. \$5 shipping.

LOGICAL DESIGN TOOLS, INC.

5403 EVERHART, #55

CORPUS CHRISTI, TX 78411


SALES (512) 888-4535 FAX (512) 883-3711

<http://www2.interconnect.net/dt1/hom.htm>



16 Bit Control

& Data Acquisition System



from \$299

DSP

Powerful,
Easy to use,

Tons of Memory,

I/O & features:

16.8MHz 68HC16
RS-232 & RS-485
RT clock option

34 digital I/Os (7 IRQ)
+ LCD/Keypad port
+ 8 ch 100 fast A/D

Affordable "C" compiler/library
Multi-tasking kernel
Up to 256K ea. SRAM, FLASH memory

INTEC INOVENTURES INC.

Ph: (604) 721-5150 FAX: 721-4191

NEW! BAC552ES CONTROLLER



APPLICATION READY ONLY \$319.95

The BAC552ES is a new enhanced backward compatible addition to the proven Basic Automation Controller BAC552.

NEW FEATURES: 3 serial ports (Console port, RS232 DTE with RTS/CTS and RS485) • 128K SRAM • 128K FLASH • secondary watchdog timer • serial EEPROM option • 60K for BASIC program • 64K SRAM / 64K FLASH for data storage • 64K FLASH for BASIC file backup

APPLICATIONS: Industrial control • HVAC systems • security • home automation • data logging • remote control & monitoring

SYLVA Control Systems a division of Sylva Energy Systems Inc.

519 Richard Street, Thunder Bay, Ontario, Canada P7A 1R2

Ph. 807-768-2487 Fax 807-683-6485 885 807-767-0587

WEB PAGE: <http://www.sylvacontrol.baynet.net>

Email: sylva@mail.baynet.net

UPGRADE YOUR COMPUTER!

TECHNOLOGY ASSOCIATES

959 W. 5th St. • Reno, NV 89503

(702) 322-6875 • Fax (702) 324-3900

www.techass.com • sales@hoopsware.com

Memory	Hard Drives	Motherboards
1Mb (1x8-70 ns) \$15	WD 639Mb IDE \$190	486xxx VLB, 256K \$80
4Mb (4x8-70 ns) \$45	WD 850Mb IDE \$220	486xxx PCI, 256K \$98
8Mb (1x2-80 ns) \$45	WD 1.2Gb IDE \$245	Pentium xxx, Intel Triton, 256K pipeline \$145
16Mb (4x32-80 ns) \$155	WD 1.6Gb IDE \$299	Pentium xxx, Intel Triton2, 512K pipeline \$199
32Mb (8x32-80ns) \$375	See 2.1Gb IDE \$399	
CPUs	Video Cards	Modems
Cyrix 486D12-90 \$22	256K ISA SVGA \$23	14.4 Int Fax/Modem \$43
AMD 486DX4-100 \$39	ISA SVGA 1Mb \$47	28.8 Int Supra PNP Fax/Modem \$115
AMD 5x86-133 \$52	Trident 9440 1Mb VLB SVGA \$50	28.8 Int Fax/Modem w/Voice \$125
Cyrix 5x86-120 \$95	4X CD-ROM IDE \$66	28.8 Int USR Fax/Modem Windows/PPP \$165
Intel Pentium 75 \$108	8X CD-ROM IDE \$90	
Intel Pentium 100 \$142	Colorado Train T1000 850Mb tape drive \$170	Miscellaneous
Intel Pentium 120 \$187	3-button serial mouse \$10	NEC 1.44Mb FDD \$32
Cyrix 686-100 \$189	Splitproof 101-key \$20	TEAC 1.2Mb FDD \$56
Intel Pentium 133 \$290		4X CD-ROM IDE \$66
Intel Pentium 166 \$495		8X CD-ROM IDE \$90
Controller Cards		Colorado Train T1000 850Mb tape drive \$170
ISA Mult I/O IDE, FDC, 2S/P/Prtg \$15		3-button serial mouse \$10
VLB Mult I/O, EIDE, FDC, 2S/15550) \$19		Splitproof 101-key \$20
IPECC, EPP/10 \$19		
VLB Promise EIDE \$60		
2300Plus \$60		

Prices and availability subject to change without notice.
CALL FOR DAILY LOW PRICES!

THE COLLECTED WORKS OF MOHAMMED ULLYES FIPS

#166—By Hugo Gernsback. Here is a collection of 21 April Fools Articles, reprinted from the pages of the magazines they appeared in, as a 74-page, 8 1/2 x 11-inch book. The stories were written between 1933 and 1964. Some of the devices actually exist today. Others are just around the corner. All are fun and almost possible. Stories include the Cordless Radio Iron, The Visi-Talkie, Electronic Razor, 30-Day LP Record, Teleyglasses and even Electronic Brain Servicing. Get your copy today. Ask for book #166 and include \$16.00 (Includes shipping and handling) in the US and Canada, and order from CLAGGK Inc., P.O. Box 4099, Farmingdale, NY 11735-0793. Payment in US funds by US bank check or International Money Order. Allow 6-8 weeks for delivery.



GIANT! SPY ELECTRONICS CATALOG

SECRET EVIDENCE LOCATER
Just whistle your secret code and it whistles back
\$7.77+1.50 S&H

CATALOG **Rush! \$5.00 to CIAssociates**
2801EN Shelterwood, Arlington, TX 76016

"NOW BUYING" \$\$\$\$ BEST PRICES \$\$\$\$ AVAILABLE

SCIENTIFIC ATLANTA™ 8536 THRU 8600	PIONEER™ 5135 THRU 6300
ZENITH™ 1086 THRU 1612	JERROLD™ DPV7 DPB7 DPV70 DPB70 CFT
TOCOM™ 5503A VIP THRU 5507	

Midwest's Largest Brokers
(We buy quantities of one to one thousand units)

NATIONAL CABLE BROKERS
(219) 935-4128

HIGH POWER AUDIO AMPLIFIER CONSTRUCTION



BP277—Here's background and practical design information on high power audio amplifiers capable of 300±400 watts r.m.s. You'll find MOSFET and bipolar output transistors in inverting and non-inverting circuits. To order your copy send \$6.25 plus \$3.00 for shipping in the U.S. and Canada to **Electronic Technology Today Inc., P.O. Box 240, Massapequa Park, NY 11762-0240.** U.S. and Canada only. Payment in U.S. funds by US bank check or International Money Order. Please allow 6-8 weeks for delivery.

TOP SECRET

CONSUMER ELECTRONICS
2011 Crescent Dr., P.O. Drawer 837
Alamogordo, NM 88310

--- Please order by Mail or Fax only ---
Fax: (805)434-0234, 439-1776 (orders only, if you get voice, enter #1111 any time), 24-hr
Customer Service & Tech Support: (805)439-8551 (8AM-6PM MST, Mon-Sat)
Relates directly to your order or prospective order.

Web Site: Visit our popular site (tell your friends) at: <http://users.aol.com/wlzguru/hl-tech.html>
10% Off on orders \$100+ 15% Off over \$200+
Add \$5 total SH (US, Canada). All items in Stock!
Postal M.O. is fastest. VISA & GC OK. COD (\$49-\$999) add \$8. New Catalog (200+ offers) \$2 w/ order, \$5 w/ (no CC). \$24/foreign. **NO dealers.**

Since 1971. As seen on CBS '60 Minutes', Forbes, etc. by John Williams - former Lockheed Senior Engineer, NMSU CS Professor, DOD Electronic Weapons Engineer, NIH Health Physicist. **Sold for educational purposes only.**
Wanted: 8 MAC IIX, PC486 (or better), peripherals, new surplus electronic parts, test equipment - buy, trade, **All software supports all IBM-PC systems!**

Off-the-Shelf HARDWARE

Van Eck Systems★Data Card Reader/Writers★ATM3★Security/Surveillance★RF/EM/Wave/Radar/Ultrasonic/IR/Light/Sound Detectors/Receivers/Xmitters/Jammers/Blasters★Neurophone/Rife/Hieronymus/Resonant Crystal Radionics★EM Lab/Weaponry/Countermeasures★ESS Infinity Devices★Voice Disguisers★Lineman's Hand-sets★Bug Tap Detector/Blaster★Phone Color Boxes★DTMF Decoders★Carjack/Kidnap Follower★Bumper Beeper/Child Finder★Panic Button★Shriek Module★TENS★Subliminal Mixer/Amp (Ultrasonic & Infrasonic)★Electronic Dowzers★Hidden Presence Detectors★Hearing Assistor★Vortex Generator★6th Sense Communicator★Noise Cancel. System★Levitating-manny more! See our **New Catalog!**

SPECIAL PROJECTS

We design/build/obtain/repair/modify/maintain/consult on any device/system/process/project - electronic/computer/mechanical/optical (ex: phone/auto/security/radionics/lab/energy/HVEM/RF/radar/ultrasonic/IR/UV/commo/consumer) for business/personal/invention needs. Describe & include \$30 pre-engineering fee (no obligation). Time & cost estimates 7-10 days. Confidentiality guaranteed.

CELLPHONE MODS

See our Catalog for our infamous cellphone modification guide (\$89) - detailed, comprehensive, covers all makes - 10 times more info than competitor's "guide". (Do Special Projects above to get up-to-date hardware/software). **FREE Data Search:** As a special FREE service to our customers, we will perform one FREE search of our massive cellphone database if requested within 30 days of your purchase of C&CP. Data now on cellphones is so great, we can fit in C&CP only that in greatest demand. Search results not guaranteed. Request by mail (don't fax), include a #10 SASE.

PAGER (Beeper) MANUAL

Describes in detail how pagers work, different types and uses, frequencies, advantages over and uses with cellphones, and tips and tricks. And how Pagers are hacked and countermeasures. Includes the plans for your own **Personal Pager/Paging System** (transmitter and receiver). \$49.

HACKING FAX MACHINES

Describes in detail how fax machines are hacked and countermeasures (hacking Faxes is much more complex than just connecting a third Fax to the phone line). Includes Fax protocols, commo parameters, and 2-1 and 4:1 compression. And insights into designing Fax interception devices and modifying existing Faxes into Stealth Faxes do the job. \$49.

VOICE MAIL HACKING

How Voice Mail Box (VMB) systems are used and the specific ways they are hacked. Includes ASPEN, MESSAGE CENTER, BIX, GENESIS, EZ, SYDNEY, PHONE MAIL, AUDIX, CINDY, CENTAGRAM, SPERRY LINK, RSVP, etc. Absolutely required for all users, sysops and security personnel! \$29.

PBX HACKING

1,000s of PBXs are hacked to the tune of \$ Billions/yr! While "VOICE MAIL HACKING" details how VMSs are hacked for "phun" and profit - including VMS methods for hacking PBXs themselves - "PBX HACKING" addresses ALL issues relating to PBX hacking, including countermeasures! Can your business or agency afford a \$90,000 phone fraud loss (the average loss due to hacked PBXs)? As described in Forbes Magazine. \$29

PHREAKING CALLER ID & ANI

Details on how they work and dozens of effective ways of defeating Caller ID, ANI, *69, *67, and Call Blocking and *67. Also describes Caller ID, Orange, Beige, Cheese and CF Boxes, ESS, 357, E-911, various CLASS services, CNA, NON PUB DA, CAMA, DNR, 600-ECR, Diverters, Extenders, etc. more \$29

COMPUTER PHREAKING

Describes in detail how computers penetrate each other, and how VIRUSES, TROJAN HORSES, WORMS, etc are implemented. Dozens of computer crime and abuse methods and countermeasures. Includes disk filled with hacker text files and utilities, and the legendary FLUSHOT+ protection system (E. Chalice, PC Magazine). BBS advice, password defeats, glossary-much more! Manual + Disk* \$39.

Beyond PHONE COLOR BOXES

Dozens phone color boxes described - many circuits. Plus Call Forwarding, Conferencing, Phreak History, Glossary, Diverters, Extenders, Loops, REMOBS, Bridging Head & Call Options, and Party and many other non-box methods - more \$39.

HACKING ANSWERING MACHINES

How answering machines are hacked to listen to - even erase - messages, and to convert them into mini-VMSs. And countermeasures - protect yourself from snoops, stalkers, burglars and assassins! \$29.

CREDIT CARD SCAMS

Cardholders, merchants, banks suffer \$ Billions in losses annually because of credit card fraud. Describes every known means of credit card fraud and scams. Protect yourself! \$29.

AUTOMATIC TELLER MACHINES

ATM crimes, abuses, vulnerabilities and details (exploited) 100+ methods detailed, include: Physical, Reg. E, cipher, PIN compromise, card counterfeiting, magnetic stripe, false front, TEMPEST, Van Eck, tapping, spoofing, inside job, super-cool, vibration, pulse, phone voltage - other. Case histories, law, countermeasures, detailed security checklists, labeled internal photos, figures. ATMs contain up to \$250,000 in cash! Recover \$350,000 ATM crime scene still unsolved! \$39.

CONS, SCAMS & SWINDLES

Cons & scams and related swindles fleece Americans of \$100+ Billion per year! The most comprehensive survival manual on cons & scams of all kinds - from the classic to hi-tech. Details on 100s and many variations. And countermeasures. Protect yourself! \$39.

INTERNET CONS & SCAMS

Internet cons, scams and related frauds now rake in \$2+ Billion annually! Most are done anonymously and with little fear of prosecution (difficult to prove and to find the perpetrators). Described in detail, includes countermeasures. \$29.

Beyond VAN ECK PHREAKING

Eavesdropping on TV and computer video signals using an ordinary TV described in detail. Includes security industry reports. Range up to 1 KM. Plans include both the Consumertronics and the original Top Secret Van Eck designs! \$29.

The HACKER FILES

Compilation of 100s of the best articles written (in ASCII) by top hackers & phreakers. Covers every major topic in hackerdom! 3 HD Disks* \$59.

STOPPING POWER METERS

As reported on CBS '60 Minutes': How certain vehicles can slow down - even stop - watt-hour meters while loads draw full power! Device simply plugs into one outlet and normal loads into other outlets. Also describes meter creep, overload droop, etc. Plans \$29. **I.G. MANUAL:** External magnetic wands (applied to the meter itself) to slow down and stop watt-hour meters while drawing full loads. Plans. \$25. **KW-HR METERS:** How watt-hour meters work, calibration, error modes (many), ANSI Standards, etc. Demand and Polyphase Meters. Experimental results to slow and stop meters by others. \$25. Any 2 \$47. All 3 \$69.

UNDER ATTACK!

Electromagnetic Interference and Electronic Weapon Attacks cause: Cancer, birth defects, and profound psychological, neurological, cardiovascular and immune system disorders! Destructive to people, animals, plants, equipment! Includes **ACTUAL CASES OF EM ATTACKS** (we investigated!) Includes how to verify and pinpoint EMI and electronic attack sources, and effective countermeasures. \$29. **EM BARRIERS:** Tutorial and plans for powerful **ELECTROMAGNETIC WEAPONS** and **LAB DEVICES**. Optimum circuits, trays, waveforms, duty cycles, intensities. Thorough. \$29. Both \$49.

MIND CONTROL

Concern and fear increases over EM and ultrasonic (mind and body) control technologies - especially implants! Unfortunately, there is much more misinformation and disinformation published than facts. Some victims are controlled and exploited by arm-chair "experts" and so-called victims' assistance groups - one even demands the **polling** of the Internet to prevent and remove postings! It doesn't approve of! \$39. Visit our site at: <http://users.aol.com/wlzguru/mindcontrol.html>

RADIONICS MANUAL

Exciting electrical, electronic, electromagnetic therapeutic, diagnostic & preventive devices (mostly experimental). History, descriptions, plans (dozens), availabilities of Radionics Devices from early to modern. While drugs cost \$100s, electricity costs pennies! \$29. **HEAL YOURSELF!** Plans for 3 major electronic therapeutic devices of types approved by FDA. \$19. Both \$39.

HIGH VOLTAGE DEVICES

HV devices plans: Stun Gun, Laser, Prod, Gun, Blaster, Flasher, Zapper, Audio/RF/Radar Jammer, Fence Charger, Plasma & Van de Graaff Guns, Jacob's Ladder, Gelber Counter, Ozone Gen., Fish Stunner, Plant Stim., Kirtling, more! Plans for only \$29.

STEALTH TECHNOLOGY

Police radar is fascinating! It also has error rates of 10-20%! Every known error mode - stealth method and material used to minimize radar reflections - tactic and strategy to fight unjust radar tickets (that cost you \$100s in insurance and risk cancellation) - methods to detect and jam signals - fully described! \$29.

SECRET & SURVIVAL RADIO

Optimum survival and security radio equipment, methods, freq allocations and voice/data scrambling/encoding. Includes small receivers/transmitters, telemetry, antenna optimizations, remote monitoring and control, security, surveillance, and ultrasonic, fiber-optic and infrared commo. 70+ circuit plans, tables. \$29.

CRYPTANALYSIS TECHNIQUES

Five powerful menu-driven crypto programs (in DOS and BAS source code) to analyze, decrypt, secure, ciphertexts. Worked-out examples. Recommended by prestigious "Computers & Security" Manual+Disk* \$29.

RF POWER TRANSISTORS AND TUBES


In depth stocking of popular and hard-to-find Electronics Parts for Transmitters & Linear Amplifiers

Popular Transistors

2SC1969
2SC2166 • 2SC2290
2SC2312C • 2SC2879
MRF454 • MRF455
MRF455A • MRF477
MRF492 • MRF497
SRF3749 • SRF7000-90

Popular Tubes

6KD6 • 6LF6 • 6LQ6
M2057 • 6146B • 6146W
3-500Z • 3-500ZG
811A • 572B • 7199
7558 • 8417 • 8873
8874 • 8875 • 8877



Order your FREE copy of our new Catalog by writing or calling us now.

Tel: (619) 744-0700 • Fax: (619) 744-1943



RF PARTS

435 SOUTH PACIFIC STREET
SAN MARCOS, CA 92069

Radiotelephone - Radiotelegraph

FCC Commercial License

Why Take Chances?

Discover how easy it is to pass the exams. Study with the most current materials available. Our Homestudy Guides, Audio, Video or PC "Q&A" disks make it so fast, easy and inexpensive. No college or experience needed. The new commercial FCC exams have been revised, covering updated Aviation, Marine, Radar, Microwave, New Rules & Regs, Digital Circuitry & more. We feature the Popular "Complete Electronic Career Guide". 1000's of satisfied customers Guarantee to pass or money back. Newest Q&A pools.

Send for FREE DETAILS or call

1-800-800-7588

WPT Publications

4701 N.E. 47th St.

Vancouver, WA 98661

Name _____

Address _____

City _____ St. _____ Zip _____

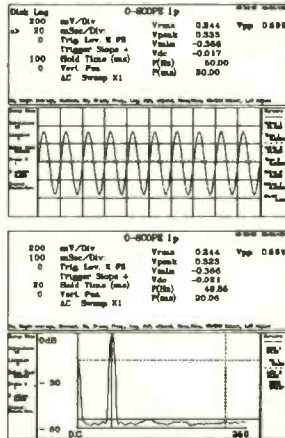
1-800-800-7588

DIGITAL STORAGE OSCILLOSCOPE

WITH
SPECTRUM
ANALYZER,
DVM, FREQ.
COUNTER,
AND DATA
LOGGER.

from
\$189.

O-SCOPE
MODULES
CONVERT PC'S
INTO
MULTIPURPOSE
TEST AND
MEASURING
INSTRUMENTS.



No room on the bench? Too much to carry? Why lug a scope around? Just toss an O-SCOPE into laptop case or tool kit. When you need a Digital Storage Scope, Spectrum Analyzer, Data Logger, or DVM, plug the O-SCOPE into a PC printer port and see it all on the monitor. Continuous, delayed, or triggered sweeps can be frozen on the screen, printed out, or saved to disk. Frequency spectrums DC to 500KHz.

Both single and dual channel models accept standard scope probes and works on 286 or faster desktop and laptops.

FEATURES:

- SMALL & PORTABLE
- USES PRINTER PORT
- USES STD. PROBES
- DC TO 500 KHZ (O-Scope II)
- 10v/div. TO 50 mv/div.
- X-Y DISPLAY (O-Scope II)

OPTIONS:

- PROBE SETS
- EXTERNAL TRIGGER
- DUAL TRACE
- AUTOMOTIVE PROBES
- BATTERY PACK
- SOFT & HARD CASES

MADE IN U.S.A.

SAME DAY SHIPPING

INCLUDES CABLE, SOFTWARE & MANUALS

O-SCOPE Ip (DC-50KHZ, single trace) \$189.

O-SCOPE II (DC-500KHZ, dual trace) \$349.

SHIPPING: \$7.50 (2ND DAY \$11.50)

SEND CREDIT CARD INFO., M.O., or CHECK, OR CALL

1-800-980-9806

Allison Technology Corporation

8343 CARVEL, HOUSTON, TX. 77036 U.S.A.

PHONE: 713-777-0401 FAX: 713-777-4746 BBS: 713-777-4753

<http://www.atcweb.com>



Serving you since 1979
JDR Microdevices
1850 South 10th Street, San Jose, CA 95112-4108

Expands for PLCC, PGA, QFP and Other Packages! Economically Program PLDs, EPROMs, MPUs and More!

This versatile system programs thousands of devices! Over 3,000 EPROMs, EEPROMs, microprocessors and programmable logic devices are supported. Adaptors are also available, allowing you to program PLCC, PGA or other package styles.

Over 3,000 devices supported, including these popular families:

PIC16	8751
22V10	8749
16V8	28C610AP
27C256	82S131
27C401	27C101
68HC705	68HC11
TMS2532	28F020

ONLY
\$499

Call Toll-FREE
1-800-538-5000
for Your FREE
Catalog!

Programs
Over 3,000
Devices!

MODULAR CIRCUIT TECHNOLOGY


For an up-to-date list of supported devices, call our
BBS at 1-408-494-1430 and download EMUPLIST.ZIP

A menu-driven shell makes programming easy! Select appropriate programming options with easy-to-use single-keystroke entries. A front-panel switch eliminates the need to return to the keyboard.

The software includes 2 and 4-way split and shuffle capability for 16 and 32-bit code, hex and extended hex file conversion and more. You can even write test vectors directly to test your PLD designs!


- Programs DIP EPROMs, EEPROMs, PROMs, PALs, GALs, PEELs, EPLDs, FPLs, MPUs and more without additional software
- PLCC, PGA and other packages supported using appropriate adaptors, 4-gang adaptors program multiple devices simultaneously
- Front panel switch and LED status indicators allow you to respond without returning to the keyboard
- Complete with 8-bit PC compatible ISA card and cable

MOD-EMUP-A 3 lbs \$499.00



Easy-to-use software requires
minimal keystrokes!

PLCC, QFP, ZIP, 4-Gang and
other adaptors available!



Call 1-800-538-5000

Internet Orders <http://www.jdr.com>

Toll-Free Fax Ordering Local/International

1-800-538-5005

1-408-494-1400

Order
24-Hours-A-Day
By Phone
or Fax

TERMS: For shipping & handling include \$4.29 for ground & \$5.99 for 2nd day air. Orders over 1 lb. and foreign orders may require additional shipping charges- contact our Sales Dept. for the amount. Our residents must include applicable sales tax. Prices subject to change without notice. We are not responsible for typographical errors. We reserve the right to limit quantities and to substitute manufacturer. All merchandise subject to prior sales. A full copy of our terms is available upon request. Items pictured may only be representative. JDR, the JDR logo, JDR Microdevices, and the MCT logo are registered trademarks of JDR Microdevices. Modular Circuit Technology is a trademark of JDR Microdevices. Copyright 1996 JDR MICRODEVICES. Other trademarks are the property of their respective owners.

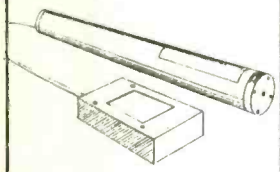


KEY CODE 1613

LASERS & ACCESSORIES

WE SPECIALIZE IN Laser and Laser Related Surplus Inventory

GENE LASERS



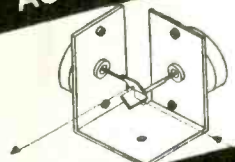
- Complete Systems
- Plasma Tubes
- Power Supplies

DIODE LASERS



- Visible I/R
- Complete Modules
- Collimating Optics
- Drive Circuits

ACCESSORIES



- Books
- Optics
- Electro-Optics

CALL FOR A FREE CATALOG!

We want your Laser related surplus items. Call or Fax us today for a quote!

MEREDITH INSTRUMENTS

P O Box 1724
5035 N. 55th Ave. #5
Glendale, AZ 85301

Phone: 602-934-9387
Fax: 602-934-9482

[HTTP://WWW.MI-LASERS.COM](http://www.milasers.com)



One tree can make 3,000,000 matches.



One match can burn 3,000,000 trees.



HOME AUTOMATION

Largest Selection of Home Automation in The World!

Computer Control of Your Home!

Widest Range of X-10 Devices

HOME AUTOMATION SYSTEMS, INC.

151 Kalmus Dr., Ste. L4
Costa Mesa, CA 92626

Questions: 714-708-0610
FAX: 714-708-0614

Lighting

Audio/Video


Security Systems

Video Surveillance

Phone Systems

Heating/Cooling

Pet Care Automation



FREE 72 Page Color Catalog!

Call 800-SMART-HOME

24 Hours

800-762-7846

E-mail: catalog@smarthome.com
<http://www.smarthome.com/smarthome>

Move Up to the Ultimate in Robotic Kits.



OWI's "Next Generation" of affordable, rugged Robot Kits challenge the enthusiast to solder circuit boards and mechanically assemble.

Visit our homepage @ <http://www.owirobot.com>

Each OWIKIT also incorporates the basic principles of robotic experiments, sensing and locomotion, guaranteeing an exciting, hands-on adventure of knowledge and fun!

But remember! OWI is the recognized founder and leader in Educational Robot Kits. ACCEPT NO IMITATIONS.



EK ELEKIT

1160 Mahalo Place, Suite B
Rancho Dominguez, CA
90220-5443

(310) 638-7970
Fax: (310) 638-8347




Order M - F, 9a.m. - 4p.m. PST

NEW	ROBOT.TECH.CURR.	MV-RTC	Teacher's Manual	158 Pg. Book	74.95
S-CARGO	OWI-936K	Sound Sensor	47 Pg. Book	29.95	
WAO II	OWI-961K	Programmable - Graphic	59 Pg. Book	69.95	
SPIDER	OWI-962K	Infrared Sensor	49 Pg. Book	49.95	
LINE TRACKER	OWI-963K	Infrared Sensor	48 Pg. Book	49.95	
MANTA	OWI-966K	Sound / Touch Sensor	44 Pg. Book	29.95	
MOON WALKER	OWI-989K	Solar Sensor	10 Pg. Book	34.95	

CIRCLE 327 ON FREE INFORMATION CARD

**68HC11 and other
PLCC prototype adapters**
that fit on a single breadboard strip!
PLCC sockets mounted on PCB with .25" leads



Patent-pending design for wire wrap, design prototyping & breadboarding

28 Pin-\$ 6.95; 44 Pin-\$ 9.49; 52 Pin-\$ 13.49; 68 Pin - \$ 14.95; 84 Pin - \$ 18.95. All + S/H. Visa/MC/Check

AMAZE ELECTRONICS CORP.
Tel: 800-996-2008 Fax: 408-996-0366
amaze@hooked.net www.hooked.net/users/amaze

SURVEILLANCE

**The Latest High Tech
Professional Electronic Devices**

Our latest catalog offers a **HUGE** selection of surveillance, privacy devices including: hidden video equipment, electronic kits, telephone recording systems, touch tone decoders, scanners, telephone tap detectors, bug detectors, voice disguisers, telephone scramblers, locksmithing tools, and more. **Catalog \$5.00.**

SPY OUTLET

P.O. Box 337, Buffalo, NY 14226
(716) 691-3476/(716) 695-8660

PROGRAMMERS OVER 50 MODELS

ADVANTECH EETOOLS NEED-AMS DATA I/O ICE TECHNOLOGY HILO SYSTEM GENERAL CHROMA MODULAR CIRCUIT TECHNOLOGY XELTEK



PROMAX EMP-20 MEGAMAX MEGAMAX4 SIM/SIP TESTER EMUPA

CALL ADVANTECH LABTOOL	629 EETOOLS SIMMAX
689 ICE TECH MICROLV	795 CHROMA SIM/SIP
669 EETOOLS ALLMAX +	350 MOD-MCT-EMUPA/R
429 EETOOLS PROMAX	279 MOD-MCT-EMUP/R
439 EETOOLS MEGAMAX	49 EPROM 1G TO 512K
539 EETOOLS MEGAMAX4	79 EPROM 1G TO 1MEG
429 XELTEK SUPERPRO II	99 EPROM 4G TO 1MEG
529 XELTEK SUPERPRO II P	199 EPROM 16G TO 1 MEG
269 XELTEK SUPERPRO L	99 EPROM 1G TO 8MEG
179 XELTEK ROMMASTER II	129 EPROM 4G TO 8MEG
479 MOD-MCT-EMUPA	250 EPROM 8G TO 8MEG



LABTOOL48 MICROMASTER SUPERPRO ALLMAX PLUS ROMMASTER2

General Device Instruments

Sales 408-241-7376 Fax 241-6375 BBS 983-1234

Web www.generaldevice.com E-Mail tedvice@best.com

*****CABLE T.V.***
DESCRAMBLERS
Lowest prices, guaranteed!
CFS Electronics
(formerly C & C Electronics)
(800) 995-1749
VISA, MC, AMEX, C.O.D.**

CABLE CONVERTERS/DESCRAMBLERS

★ ★ ★ ★ **SUPER BUYS** ★ ★ ★ ★
★ **FULLY REFURBISHED UNITS** ★

TOCOM™ JERROLD™ SCIENTIFIC ATLANTA™ ZENITH™ PIONEER™
"WE SERVICE MOST PRIVATELY OWNED CABLE CONVERTERS"

Phone (219) 935-4128



SORRY, NO INDIANA SALES

NATIONAL CABLE BROKERS

1801 W. JEFFERSON ST., PLYMOUTH, IN 46563

OUR POLICY: All products carry a two year warranty. Warranty covers parts and labor and return shipping.
WARNING: Theft of cable services is a crime. National Cable will not knowingly defraud any pay TV operator and we will not assist any individual or company in doing the same.

Your Time is Valuable

**Find VGA video and
printer problems fast**

Parallel
printer
tester



\$79.95
each

VGA
pattern
generator

Has the
printer gone

'round the bend or is it a bad cable or printer card? Is the monitor fried or is it the video card? FOX BOX pocket testers get you to the source of the problem fast. Order today!

microEngineering Labs

Box 7532 Colorado Springs CO 80933

(719) 520-5323 FAX 520-1867



**Restores Horizontal and Vertical
Sync Lines from Distorted
Analogue Video Formats**

For Free Information Package on Completed Units and Pricing

• Call Toll Free •
1-800-236-5778

I.C. Distributing • PO Box 552 • South Bend, IN 46624

BUGGED??

EAVESDROPPING is unbelievably widespread! Electronic Devices with amazing capabilities can be monitoring your telephone and room conversations **RIGHT NOW!** Are you sure you're safe? **FREE CATALOG tells you fast!** Includes Free Bonus details on fantastic opportunities now open in Counter-Surveillance field. Exciting, immensely interesting and **EXTREMELY** profitable (up to \$250 hr) full-time income. Call Now! **1-800-732-5000**

MEMBRANE SWITCH KITS!

**FLAT PANEL KEYPADS
ASSEMBLE IN
MINUTES WITH YOUR
LEGEND**

**AVAILABLE IN 4, 12,
16, 24 & 40 KEY TYPES**



DSK-4
\$9.89



DSK-12
\$14.29

**INDUSTRIAL TYPES
AVAILABLE**

**MORE THAN 30 LAYOUTS
TO FIT MOST
APPLICATIONS**

**CALL FOR FREE
BROCHURE**

SIL-WALKER

880 CALLE PLANO,
UNIT N
CAMARILLO, CA
93012

PHONE: (805) 389-8100

FAX: (805) 484-3311

VISA / MASTERCARD



EZ-EP DEVICE PROGRAMMER - \$169.95

Fast - Programs 27C010 in 23 seconds.

Portable - Connects to PC Parallel Port.

Versatile - Programs 2716-080 plus EE and Flash (28F,29C) to 32 pins.

Inexpensive - Best for less than \$200

- Correct implementation of manufacturer algorithms for fast, reliable programming.
- Easy to use menu based software has binary editor, read, verify, copy, etc. Free updates via bbs or web page.
- Full over current detection on all device power supplies protects against bad chips and reverse insertion.
- Broad support for additional devices using adapters.

Adapters Available

EP-51 (8751,C51)	\$39.95
EP-11 (68HC11 E/A)	\$59.95
EP-PIC (16C5x,61,62x,71,84)	\$49.95
EP-PIC64 (16C62,63,64,65,73,74)	\$39.95
EP-PEEL (ICT 22V10, 20G10, 18V8)	\$59.95
EP-SEE (93x,24x,85x)	\$34.95
EP-16 (16bit 40 Pin EPROMs)	\$49.95
EP-49 (8742,48,49)	\$49.95
EP-750 (87C750,751,752)	\$59.95
EP-Z8 (286E03,04,05,06,07)	\$39.95
EP-55 (8755)	\$39.95
EP-51-PLCC (8751,C51)	\$59.95
EP-PIC-SOIC (16C5x,61,62x,71,84)	\$59.95
EP-PLCC (PLCC EPROMs)	\$49.95
EP-SOIC (SOIC EPROMs)	\$49.95
EP-LCC (LCC EPROMs)	\$49.95

M² Electronics

3526 Jasmine #4, Los Angeles, CA 90034
310/837-7818 Fax/BBS: 310/841-6050
<http://www.ca.ucte.edu/~sd-graffs-gs3/roving/www/m2.html>
CA orders add 8.25% sales tax. Ground shipping - \$1; 3 Day - \$7; 2 Day \$10; Overnight \$17; COD \$4.75.

MORE for LESS... Always!

Best Values for Performance, Features and Dependability

DM5050C, 42 Range DMM + CAPACITANCE METER

- Digital Multimeter
 - Resistance - Up to 2,000 MΩ
- Capacitance Meter, Extended Range
 - Up to 20,000μF (9 Range)
 - Zero Adjust Knob
 - Test Leads and Built-in Socket
 - Check Motor Starting & Running Capacitance
- Triggering Lamp

DM5100, 45 Range WIDE RANGE, ELEVEN FUNCTION

- Auto Power Off, Data & Peak Hold
- Measures Wider Range
 - Frequency - Up to 20 MHz
 - Capacitance - Up to 200 μF
 - Resistance - Up to 200 MΩ
 - Current - Up to 20 A AC/DC
- Logic - TTL
- TRhFE

- ± 0.25% Basic DCV Accuracy
- 1.5" Big LCD Display
- 3 1/2 Digit Manual AC/DC Volt & Amp Resistance, Diode Continuity Beeper
- Alligator Clip Test Leads
- Double Insulated Jack Deluxe Holster
 - Lead Holders
 - Velcro Hanger
 - Tilt Stand

\$89



- Prices start at \$44.95, measuring AC/DC 10 Amp. & Volt, Resistance, more and including protective Holster
- Lots more High Standard Test Instruments available
All in One Instrument, Oscilloscope, Power Supply, Function Generator, Freq. Counter, Multimeter, Capacitance, Engine Analyzer, Clamp-On, Electrical Tester and More.
- See your local distributors or Call for Catalog

Bel MERIT
SOLUTIONS FOR THE TEST INSTRUMENT

26242 Dimension Dr., Suite 110
Lake Forest, CA 92630
(714) 586-3700 • FAX: (714) 586-3399

CIRCLE 297 ON FREE INFORMATION CARD

CABLE TV DESCRAMBLERS



We Carry A Full Line Of Premium Converters And Descramblers Compatible With:

- Scientific Atlanta™ Systems
- Jerrold™ Systems
- Tocom™ Systems
- Zenith™ Systems
- Pioneer™ Systems

SATISFACTION GUARANTEED OR YOUR MONEY BACK!
BEST PRICES FREE CATALOG

Please have the MAKE & MODEL # of your full premium service cable box ready when you call!

ALLSTAR ELECTRONICS

800-782-7214

HOURS: 9-6 M-F 10-3 Sat EST

It is not the intent of Allstar Electronics to defraud any pay TV operator. Anyone implying theft of service will be denied assistance. All brand names are registered trademarks of their respective owners & are used for reference only. 110-54 Queens Blvd., 4465, Forest Hills, NY 11375. NO NYS SALES!

SURVEILLANCE

FM TRANSMITTERS MINI (KITS)

- 3-VOLT FM XMTR, up to 300 ft. indoors, 1500 ft. outdoors
- PHONE XMTR, range to 500 ft., uses phone-line power
- Sound-Activated XMTR, range to 500 ft.
- 2-STAGE XMTR, 9-Volt, very powerful

All above require simple soldering at 2 to 4 places. **\$29.95** ea.**

TELE FM WIRELESS MONITORING SYSTEM. (Kit) **\$99.00***

TELE CALL FORWARDER. Transfers incoming calls. **\$99.00***

CALLER ID. Registers incoming number. **\$99.00***

TEL REGISTER WITH PRINTER. Records dialed number, duration, and prints record. **\$139.00***

12-HOUR LONG-PLAY RECORDER. Modified Panasonic. Records 6 hrs. on each side of 120 tape (supplied). Compatible with VOX and Tel Rec Adapter. **\$119.00***

VOX VOICE-ACTIVATED SWITCH. Makes recorder self-activating with voices or other sounds. **\$28.50****

TELE RECORDING ADAPTER. Records incoming and outgoing calls. **\$28.50****

TELEPHONE SCRAMBLERS. Over 4,000 separate codes. **\$199.00***

VOICE CHANGER. Changes man's voice to lady's and vice versa. **\$49.00***

For Shipping & Handling add **\$5.00 and **\$2.00 per item. Colo. residents add sales tax. Mail Order, VISA, M/C, COD's o.k. Inquire for dealer prices. Free catalog.

MUCH, MUCH MORE — OUR 25TH YEAR!
TOLL FREE 1-800-926-2488

A.M.C. SALES, INC.
193 Vaquero Dr., Boulder, CO 80303
Tel: (303) 499-5405, Fax: (303) 494-4924
Mon.-Fri. 8 a.m.-5 p.m. Mtn. Time

CIRCLE 231 ON FREE INFORMATION CARD

Smart Battery Charger



JUN 87 QST

BY WARREN DION N1BBH

FOR GEL-CELLS or LEAD ACID BATTERIES.
Features: Precision temperature tracking voltage reference & three mode charging sequence. Standard kit is for 12V @ 1/2 or 1 Amp, user selectable. Can be connected to the battery indefinitely, will not overcharge. Weighs 2 pounds and measures 4"W x 5 1/2"D x 2 1/2"H. Finished enclosure included in kit.

Complete Kit Only \$59.95
Assembled & Tested \$79.95

CA Residents add 7.75% sales tax. S&H: \$5.00 (insured). Foreign orders add 20%. For more info or price list; send legal size SASE (\$2c) to:

A&A Engineering
 2521 W. La Palma #K • Anaheim, CA 92801
 (714) 952-2114 • FAX: (714) 952-3280



Cable TV Descramblers

Converters * Filters * Accessories

30 day Free Trial - NO RISK!
 Unbeatable wholesale prices!
 Affordable extended warranty
 1 Year Warranty on all products

Free Catalog



Call the cable professionals!

Credit Cards Welcome!

1-800-379-3976



Prices starting as low as \$99!

New Surveillance Devices!

Smoke Alarm and Table Clock Video Cameras
 Ultra miniature video cameras hidden in smoke alarm or alarm clock - your choice. Wide field of view and super .1 lux low light sensitivity! Unobscurable! High quality B/W with 420 lines of resolution for ultra sharp images. Direct output of video and audio. **\$219.95 ea.**
Best price on surveillance cameras anywhere!

Telephone Transmitter Kit hidden in dual modular adaptor. Transmits both sides of conversation to any FM radio up to 1/4 mile. "SnapKit" technology. Uses phone line for power and antenna. Goes completely unnoticed. **MA-100 \$25.95**

THR-12 12 Hour Telephone Recorder High quality cassette deck plugs directly into telephone jack. Records up to 12 hours of conversations on a single cassette. Recording starts and stops automatically when phone is used! **Visa/MC (214)266-7490**

Free shipping! Check/Money orders also accepted.
Seymour-Radix Inc. Box 166055-N Irving, TX 75016
 Now you can visit us on the internet at <http://www.wry.net/home/sr/>

Prototype it..... FAST!

with ProtoQuick 8051 or 28
 - Complete single board computers up to 32K EPROM and 64K RAM
 - 12 sq. in. photo-etched proto area
 - RS232 C serial port w/ DB25 conn.
 - On 1 pin in EPROM w/ source code
 - Assembled, ready to run - 5v. only
 - MS-DOS cross assembler included


ProtoQuick 28 and 8051 \$99.00 each

Software Science
 3760 Roundbottom Road
 Chesapeake, VA 22034 USA
 (513) 561-2060

Run prototype applications or experimental hardware from the serial port - WITHOUT PROGRAMMING!

CABLE TV CONVERTERS

Equipment & Accessories
 Wholesalers Welcome
Call VISION TIME PRODUCTS
1-800-310-1153 M-F 8a-8p
 NO TENN SALES



It is a little scary the first time you walk into that elementary classroom. Then you see how they see you. And you remember you're there for the kids—to help them get started thinking about their future careers and how to make the most of their education. So by the end of the class, you'll feel like you really are 10 feet tall. To find out more about the new Junior Achievement elementary school volunteer program, call 1-800-THE-NEW-JA.



Cable Aids Test

Orders Only 1-800-615-9221 Aids Information 407-998-7883

Test Chips that fully activate Jerrold, Tocom, Zenith, SA, Pioneer and more. Quick-Board installation! Prices from \$5 to \$49.95 ea. MC SPECIALTIES 1 Year Warranty!
 No FL Sales. Not for use in cable co. owned equip. For test or repair only.

Many Electronics inc

RFT, FTG, PIO-Supers, Filters, FTG KIT's
800-716-3561 9-7 est

BEST BY MAIL

Rates: Write National, Box 5, Sarasota, FL 34230

FEVERBLISTER HOME REMEDY discovered accidentally, immediate results. \$15.00 to: PPG, RR20606ELE, El Prado, NM 87529.

EARN EXTRA INCOME or Financial Security in just an Hour a Day! \$7.00: B&B Innovations, Box 2897-(ELE), Lake Placid, FL 33862.

DOZE ALERT! SLEEP warning device. \$15.00 postpaid. La-bampa, 2006 Fallon Circle, Suite F, Alameda, CA 94501.

COPY OF JOHN LENNON'S Death Certificate \$5.00 Plus Self Addressed Stamped Envelope. E. Danielle, Post Office 3141, Jersey City, NJ 07303-3141.

BUY BONDS

CABLE TV
 ALL NAME BRANDS
 DESCRAMBLERS, CONVERTERS
 COMBOS. CALL NOW
 WE'LL BEAT THE COMPETITION
UNIVERSAL SALES 800-647-2371

Satellite TV 'BIBLE'

4th 'DIGITAL' edition


The acclaimed "bible" of satellite TV
— ALL the TECHNICAL DETAILS —

- Operation, installation & troubleshooting of analog and digital satellite systems
- The transition from analog to digital TVRO

1-800-483-2423

TO ORDER

or for a FREE books/software/video CATALOG



324 pages
8-1/2" x 11"
\$30 plus \$4 s/h

BayLyn Publications

1905 Mariposa, Boulder, Colorado 80302, USA

Telephone: 303-449-4551

FAX: 303-939-8720

Come
Celebrate
With Us!



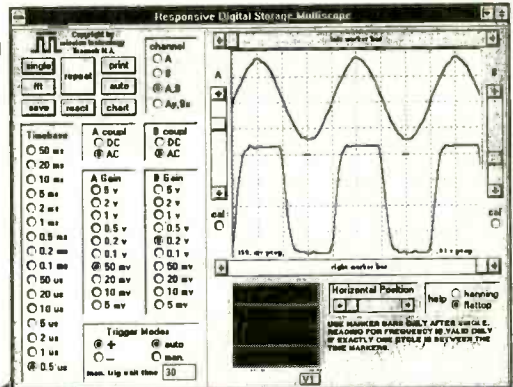
National Salvation Army Week

TURN YOUR PC INTO A DIGITAL STORAGE OSCILLOSCOPE!

mission technology, Inc.'s PC-MultiScope now sold by Amaze Electronics

As reviewed
in the May
1996 issue
of
Electronics
Now!

At right:
Actual
scope
screen as
seen on
your PC
monitor.



For industrial, hobbyist, educational,
automotive, audio, and medical uses

\$399 + S/H. Visa/MC/Check OK.
Add \$99 for source code option

FEATURES:

1. Dual channel; external triggered
2. Digital storage; Windows based
3. Connects to PC parallel port
4. 20Mhz max. digital bandwidth; 2Mhz max. analog bandwidth
5. Programmable gain from 5v/div to 5mV/div
6. Frequency analyzer function
7. Strip chart recorder function
6. Integrated 16 bit output
7. Visual Basic source code avail.

AMAZE ELECTRONICS CORPORATION
amaze@hooked.net www.hooked.net/users/amaze
Phone: 800-996-2008 Fax: 408-996-0366

SOLAR POWERED HAT FAN STEPPER MOTOR CONTROLLER KIT CAMCORDER VIDEO TAPE SUPER VHS VIDEO TAPES (USED)

- Solar Powered
- Durable Fan in bill
- Keeps you Cool!
- Adjustable Fit



Keeps you cool on hot days,
while working or playing.
Makes a great gift! Specify color:
red, light blue, navy blue, white, and yellow.

SPHF-1\$15.00ea.

- Adjust speed
- Change direction of rotation.
- Single step or Continuous stepping



Easy to assemble! LED's show
sequence of motor steps. Runs on 12VDC. Includes Stepper
Motor, PC Board, Parts, and Instructions.

SMK-1\$25.00

- HI-8
- P6-120 HMPX
- Major Brand Name
- Excellent Condition
- Jewel Box Included



HI-8 120 minute video cassette tape (used). They were
recorded on once and played a few times. Then bulk erased.
Ready to record on again.

CT-1\$3.00ea/10+ 2.80ea/50+ 2.65ea/100+ 2.50ea

- Super VHS Tapes
- T-120Minute
- Major Brand Names
- Excellent Condition
- Great Price!



These tapes were used for a brief period, then bulk erased.
The record tabs have broken out, so you will need to cover
the notch with a piece of tape.

S-VHS\$3.00ea/10+ 2.80ea/50+ 2.65ea/100+ 2.50ea

MINIATURE FM TRANSMITTER KIT

- Powerful 2 stage Audio Amplifier
- Tunes 100-108Mhz
- Requires 9V Battery (Not Included)
- Sensitive mike picks up Whispers



Works with any FM radio or broadcast receiver.
Easy to assemble.

FM-32\$10.95

MINI PHONE TRANSMITTER KIT

- Small Phone Transmitter
- Tunes 90-95Mhz
- Attaches to phone line anywhere in home.
- Powered by phone line.



Use with any FM radio or broadcast
receiver. Easy to assemble. Just lift the
handset to activate.

FM-16\$9.95

AMAZING EMERGENCY FLASHLIGHT

- Hand Powered!
- Never needs batteries
- Operates even underwater!



Never be caught without a flashlight again due to dead
batteries. Dynamo produces power to provide light.
Great for the car, boat, and house.

EL-1\$9.95

DC MOTOR SPEED CONTROLLER KIT

- Control speed
- Clockwise or Counter Clockwise Rotation
- Runs on 6 to 12VDC



Easy to build. Control
speed and direction of
small DC motors. Includes
PC Board, Motor, Parts, and Instructions.

MSC-1\$15.00

VIDEO CLARIFIER

- Eliminate Copyguards!
- Auto Sync Boost
- Fully Automatic
- State-of-the Art Circuitry




Allows for flawless viewing of all prerecorded tapes.
Restores tapes to broadcast quality. Eliminates annoying
interference. Compatible with all VCR's and T.V.'s. Operates
on 4 AA batteries. (Not Included)

VC-3\$49.95

B/W PINHOLE CAMERA WITH AUDIO

- Pinhole with Audio
- Ultra Miniature!
- 3.7mm lens
- Prewired with RCA plugs



Ultra mini camera measures
1 3/16" x 1 3/16" x 9/16" thick.
420 Horizontal lines. 1 Lux
Runs on 9-12VDC@100ma

PH-1\$159.95

MINI B/W CAMERA W/STAND

- B/W CCD CAMERA
- Prewired with RCA Plugs
- Metal Housing • Stand w/Hardware
- Adapter Included



Measures 3 7/8" Long (Including Lens)
1 x 1/4" x 1" H. Small enough to fit in your
hand! Has 0.2 Lux, 400 TV lines, operates on 12VDC@1.5W.
Includes stand & power adapter, & prewired with RCA plugs.

CCD-2\$159.95

ULTRA PLIER 14 FUNCTION TOOL

- Ultra Plier
- 14 Functions
- Ultimate Handy Tool
- Fits in the Palm of your Hand!



You have every type tool in one implement.
Includes Pry Bar, Wire Cutter, 2 Wire Strippers,
Phillips Screwdriver, 2 Flathead Screwdriver, File, Small
Blade and Bottle Opener. Comes with Nylon Pouch.

Plier\$12.95

**CALL TOLL FREE
1-800-526-3717**

SATISFACTION GUARANTEED

645 Temple 7E ▲ Long Beach ▲ California 90814
▲ (310) 434-5641 ▲ FAX (310) 434-9142 ▲

1. California residents must include sales tax.
2. Visa, MC, & money orders accepted
3. Quantities limited - prices subject to change.
4. Shipping \$5.00 & up.



**Black Feather
ELECTRONICS**

August 1996, Electronics Now

CIRCLE 311 ON FREE INFORMATION CARD

OUR LOWEST PRICES!

Global Specialties Is On The Move!

Affordable Spectrum Analyzer

Convert any oscilloscope to a full blown spectrum analyzer.

- 4mHz to 1000 mHz high accuracy (1.5 dB)
- -70 dBm to 0dBm dynamic range



model #GSA1000.....**869.95**


1.3 GHz Hand Held Frequency Counter

- 5Hz-1300 mHz freq. & period measurements. .0001 mHz resolution

model #5003.....**219.95**



Triple Power Supply (Lab Quality)



- +5VDC Plus two 1.2-20VDC @ 250MA

#1310

149.95

Call For Free! 40 Page Catalog

PinholeCamera


- Requires 1/16" opening size
- 1-1/2" x 1-1/2" x 7/8"
- Power 7.5-12VDC n8 lux
- 3.8mm lens included
- 380 lines resolution
- 12V DC Power Supply 9.95



model #CVC50PH **139.95**

Protek Test Equipment

20 MHz Oscilloscope Dual Trace w/ Component Checker



#P3502C Dual Trace.....**375.95**

#P2510 100 MHz 3 Ch. 8 Trace **1195.00**

Protek Cutting Edge

The model 506 meter has a RS-232C serial interface. Measured values are transmitted to the computer via an interface cable and supplied software WINDOWS and MS-DOS. DCV 1000V ACV 1000V AC/DC Current 20A Res. 40 meg Ω freq. 10MHz
REG. 209-95



model #506 **169.95**

Elenco Digital Capacitance Meter

- .1pF to 20,000 UF
- Banana jack and special insertion jack included

model #CM-1555
\$49.95



Sale!

Call For FREE

Catalog & Technical Assistance

Add \$6.95 Shipping/Handling
NYS Add Tax
Visa/MC/Discover/Amex

MAIL ORDERS TO:
70 CAIN DR.
BRENTWOOD, NY 11717

ALL PHASE
VIDEO-SECURITY INC.
WHOLESALE VIDEO WAREHOUSE

1-800-945-0909

FAX: 516-435-7494

CLASSIFIED

CABLE TV

ATTN, cable box owners. Order your ID signal and bullet stopper before it's too late. Send \$23.00 to **R.R. ENTERPRISE**, Box 3532, Easton, PA 18043.

SECRET Cable Descramblers Build your own descrambler for Less than \$12.00 in seven easy steps! **Radio Shack** parts list and Free descrambling methods that cost nothing to try, included. Send \$10.00 to: **INFORMATION FACTORY**, PO Box 669, Seabrook, TX 77586. For VISA/MC, COD's, (713) 922-3512 Anytime!

CABLE Descrambling New secret manual. Build your own descramblers for cable and subscription TV. Instructions, schematics for **SSAVI**, Gated Sync, Sinewave, (HBO, Cinemax, Showtime, UHF, Adult) \$12.95, \$2 postage. **CABLETRONICS**, Box 30502R, Bethesda, MD 20824.

CABLE TV Equipment & Accessories Wholesalers welcome! 30 day moneyback guarantee! Free catalog! **PERFORMANCE ELECTRONICS INC.**, 1 (800) 815-1512.

CABLE descrambler! Build with 7 Radio Shack parts costing \$12. Instructions. \$8. **F.A.S.T.**, Box 369-E8, Pt. Salerno, FL 34992-0369.

CABLE TV Test Chips for Jerrold, Tocom, Pioneer, Scientific Atlanta, etc. **Quick installation!** New Multi-Mode modules available. Prices from \$5.00 each. 1 (800) 786-9025.

CABLE-safe. Guarantee cable privacy. The one-way valve for your cable TV signal. Cable signals come in, but they don't go out! \$29.95 + \$3.00 S&H. **VISA/MC/AMEX. ELECTROMAN**, Box 24474, New Orleans, LA 70184. (504) 482-3017.

"CABLE Unscrambled. Everything you want to know about cable, but are afraid to ask. \$10.00. **"Descrambler Schematics Revealed."** A powerful guide to descrambling schemes. \$10.00. **"Baseband Video Explained."** Discover what a Baseband Signal is and how it's constructed. \$10.00. Special offer. Get all three for only \$25.00! **VISA/MC/AMEX. ELECTROMAN**, Box 24474, New Orleans, LA 70184. (504) 482-3017.

UNIVERSAL Descrambler. Unscramble signals using your VCR as the tuner. Works with virtually any system, this is the one you need. Declare cable box independence! Fully assembled. \$129.95 + \$5.00 S&H. **VISA/MC/AMEX. ELECTROMAN**, Box 24474, New Orleans, LA 70184. (504) 482-3017.

"BULLET Buster". Protect your cable box against the infamous cable "bullet". The "Bullet" Buster acts as an electronic shield. Installs in-line in seconds. Don't wait until it's too late! \$19.95 + \$3.00 S&H. **VISA/MC/AMEX. ELECTROMAN**, Box 24474, New Orleans, LA 70184. (504) 482-3017.

CABLE Descrambler! Anyone can build in seven steps with **Radio Shack** parts. Plans \$5.00. 1 (800) 818-9103.

DESCRAMBLER Cable using simple circuit. E-Z to follow instructions \$10.00. Complete kit with free bullet "Terminator". \$20.00. 1 (800) 522-8053.

CABLE Bullet "Terminator and I.D. Blocker." Electronically shields yourself and your box. Factory direct. **Lifetime Guarantee \$14.95.** 1 (800) 820-9024.

CABLE filter, build your own- plans, parts, PC board, case, \$11.00. **VIDEO MEDIA**, Box 97-0408, Coconut Creek, FL 33097. 1 (954) 752-9202.

CABLE TV notch filters. Tunable from 50 to 300 MHz (channels 0 thru 36). Eight different models available so specify frequency or channel number needed when ordering. \$30.00 each plus \$3.50 S/H per order. Huge quantity discounts. Call **STAR CIRCUITS** PO Box 94917, Las Vegas, NV 89193, 1 (800) 433-6319.

HAVE a beeping or chirping sound with scrambled video on channels. We can help. Professional quality positive notch filters. Discounts on 5 or more. Fast courteous service. All credit cards. New Universal type 1-piece cable units w/ volume control and parental lockout. For all systems. Call 1 (800) 684-0539.

CABLE TV descramblers. Pioneer 6310's, Scientific Atlanta, Jerrold. Warranty. Lowest prices anywhere! Houston, TX (713) 691-4610.

RSP and Assoc. Super blowout cable chips sale. \$12.00 to \$25.00. No min. required. No CA sale(s). (510) 278-3615.

SATELLITE EQUIPMENT

FREE Big dish catalog — Lowest prices, systems, upgrades, parts, tune-up kits, accessories, factory fresh and warranties, satisfaction guaranteed. **SKYVISION**®, 1012 Frontier Drive, Fergus Falls, MN 56537. 1 (800) 334-6455. Fax (218) 739-4879. See full page ad The Shopper Section.

NEW 18" Digital System — Save 30 - 60% on programming compared to other guys little dish. Introducing the new **DISH™ Network** from **SKYVISION**®, 1018 Frontier Drive, Fergus Falls, MN 56537. 1(800) 500-9264. Fax (218) 739-4879. See full page ad The Shopper Section.

VIDEOCYpher II descrambling manual. Schematics, video and audio. Explains DES, EPROM, CloneMaster, Pay-per-view (HBO, Cinemax, Showtime, Adult, etc.) \$16.95, \$2.00 postage. Schematics for Videocypher II Plus, \$20.00. Schematics for Videocypher II 032, \$15.00. Software to copy and alter EPROM codes, \$25.00. **VCII Plus EPROM**, binary and source code, \$30.00. **CABLETRONICS**, Box 30502R, Bethesda, MD 20824.

OBTAINING sound for your **VCII** and **VCII Plus** is easy. No codes needed. Details 1 (800) 211-5635.

EDUCATION & INSTRUCTION

ELECTRONIC engineering. 8 volumes complete. \$109.95. No prior knowledge required. Free brochure. **BANNER TECHNICAL BOOKS**, 1203 Grant Avenue, Rockford, IL 61103.

LEARN VCR repair. Great profits. Home study, **P.C.D.I.**, Atlanta, GA. Free literature. 1 (800) 362-7070 Dept. VRJ342.

ELECTRONICS to languages; US Military courses. Free catalog. **FTP**, Box 1218E, GlenLake, MN 55345.

CABLE TV TURN-ON CHIPS

SUPER Cable TV "Test Chips". Provides full service activation. Excellent! Instructions & illustrations. **Jerrold Starcom:** DP(V)7. DPBB7. CFT-2000. CFT-2200 Series. **Pioneer:** BA-5000 thru BA-6700. **Pioneer: Custom Programmer** (Clears E2 & rewrites new I.D. codes). **Scientific Atlanta:** 8500 thru 8600. **Tocom:** 5503-VIP. 5507. **Zenith:** ST-1000 thru ST-5612. **Call Now!! MASTER COMPONENTS.** 1 (800) 233-0570.

THE CABLE TV SUPER CUBE

THE Mobilizer!! External "Test Cube" activator. Easy plug-n-play operation. Excellent instructions & illustrations. Supports all DP(V)7. DPBB7. CFT-2000. CFT-2200 series converters. **New enhanced performance features:** Locked box revitalizer! Restore command! Plus much more! **Dealers wanted! Call Now!! MASTER COMPONENTS** 1 (800) 233-0570.

SECURITY

SURVEILLANCE Privacy security protection. Catalog \$5.00. **SPY EMPORIUM**, 6065 Hillcroft, Suite 413, Houston, TX 77081. (713) 774-1000.

SECURITY system equipment. Do it yourself and save. Covert camera's, control panel's, motion's, glassbreak detectors, siren's, contact switches, more. 1 (800) 335-2296. Fax 1 (519) 541-1277.

ELECTRONIC Surveillance & privacy assurance devices/wire & bug detectors, hidden camera's (Nannywatch). Cell/home & business phone scramblers & other spy merchandise. Send \$5.00 check/money order to: **I-SPY, INC.** PO Box 1707 PE/EN, Amherst, NY 14226. (716) 874-1707 for catalog.

TEST EQUIPMENT

TEST Equipment pre-owned now at affordable prices. Signal generators from \$50.00, oscilloscopes from \$50.00. Other equipment including manuals available. Send \$2.00 US for catalog. Refunded on first order. **J.B. Electronics**, 3446 Dempster, Skokie, IL 60076. (847) 982-1973.

TECHNICIANS: Electronic component tester for use with oscilloscope. Satisfaction guaranteed. \$29.95 plus S&H. Info.: **ELECTROHM**, 529 Brentwood, Lawrence, KS 66049.

QUALITY used test equipment for sale. Call, fax or write for list. **RIDGE EQUIPMENT**, PO Box 84, Mt. Airy, MD 21771. (301) 831-7671.

TEST equipment: HP 8640B/03 Signal Generator \$1500.00; HP 8640B/01/02 \$2100.00; Fluke 335A Voltage Standard \$650.00; HP 3400A RMS Voltmeter \$100.00. Request long list of other equipment. Phone (908) 722-6157 Fax: (908) 722-6391.

BUSINESS OPPORTUNITIES

EXCELLENT extra income! Assemble easy products at home. Program Guaranteed! 1 (800) 377-6000 Ext. 6870. Open Sunday.

GOLDPLATING information - Earn \$200.00 to \$400.00 on weekends plating automobile insignia, guns, knives, coins, motorcycles and more. Booklet includes schematic for construction of plating device, sources for plating chemicals, process information and plating procedures. Send \$29.95 to: **ACADIA MKT.** 478 Arrowmount Pl., Lake Mary, FL 32746-5101.

MISCELLANEOUS ELECTRONICS FOR SALE

TUBES: "oldest", "latest". Parts and schematics. SASE for lists. **STEINMETZ**, 7519 Maplewood Ave., EN 46324, Hammond, IN 46324.

FIBER-Optic Projects — Swing into the new technology by assembling tried and true projects recently published. "Practical Fiber-Optic Projects" - BP374 is only \$9.95. (price includes shipping) **ELECTRONIC TECHNOLOGY TODAY INC.**, PO Box 240, Massapequa Park, NY 11762-0240.

GREEN Thumb Alert— Electronics enters the Garden! New exciting book points out how gardeners can build simple gadgets to promote success where the elements work against you. Some of the projects are: over/under temperature monitoring, dusk/dawn switching, automatic plant watering, warming cables, etc. "Electronic Projects for the Garden" only \$9.95 (price includes shipping) **ELECTRONIC TECHNOLOGY TODAY INC.**, PO Box 240 Massapequa Park, NY 11762-0240.

CBers Order new CB Trick III CB book. Shows CB tune ups, amplifiers, and expert CB info! Send \$19.95 to **MEDICINE MAN CB**, PO Box 37, Clarksville, AR 72830.

RESISTORS 20 for \$1.00. LEDs 4 for \$1.00. Catalog \$1.00. **ZIPFAST**, Box 12238, Lexington, KY 40581-2238.

POOR reception on your A.M. radio? Our Signal Booster will help. Guaranteed! Send \$2.00 for details (refundable with order). **FALA ELECTRONICS**, PO Box 1376, Dept. 4, Milwaukee, WI 53201.

68HC11 Single-board computer: complete MagTroll kit — \$39.00. Great documentation/software. Program 68HC11 EEPROM's easily with MagProll kit — \$45.00/doubles as software development system. Inquire about our **68HC11** controlled **WindVane** without moving parts. **Fantastic Science Fair Project!** Include \$3.00 S&H. Send check: **MAGICLAND**, 5426 South Gordon, Newaygo, MI 49337-9735. 1 (616) 652-2368. 8 AM — noon Eastern.

PLANS-KITS-SCHEMATICS

CRYSTAL set Handbook — Visit antiquity by building the radios your grandfather built. Assemble a "Quaker Oats" rig, wind coils that work and make it look like the 1920s! Only \$10.95 plus \$4.00 for shipping and handling. **CLAGGK INC.**, PO Box 4099, Farmingdale, NY 11735. US funds only! USA and Canada — no foreign orders.

ALL-in-one catalog. **AM/FM/ham/spy**, transmitters, amplifiers, receivers. Voice scramblers/disguisers, audio, TV, Tesla coils, plans, "secret" books, kits, imports, exports and more. Start your own licensed or unlicensed radio station. 60 full pages for \$1.00. **PAN-COM INTERNATIONAL**, PO Box 130-F08 Paradise, CA 95967.

FREE Catalog. 100 Leading-Edge kits. K1, PIC. Full instructions, source code. 1 (800) 875-3214. **SCIENCE FIRST**, 95 Botsford Place, Buffalo, NY 14216.

BUILD your own DC motor control. 1 to 480 amps w/surplus parts. **BEYOND ELECTRONICS**, 1 (800) 747-2861. Free catalog.

MEASURE DC, ELF magnetic fields 10,000X smaller than Earth's. Fluxgate magnetometer sensor plans \$12.00, kit \$39.00, assembled \$69.00. **RHR LABORATORIES**, 207 Harding, Richmond Hill, ON, L4C 8X6, (905) 884-2392.

COMPUTER SOFTWARE

COMPUTER Hackers Bible: Monumental instructional manual on hacking! Covers: Unix, password cracking, government, Packet networks, DEC servers, mainframes, Wide Area nets, software cracking, banks, usernames, fraud, backdoors, AOL, spoofing, trapdoors, CompuServe, shadowing, and much more! Manual \$22.00. **SPECTRE PRESS**, PO Box 5112-E, N. Muskegon, MI 49445.

COMPUTER Viruses: One of the largest virus collections in the world! Contains over 4,000 live viruses on disk! Includes: Jerusalem, Gotcha, CIA, Michaelangelo, Dark Avenger, Cancer, Erasure, Rabid, USSR, Kilroy, Intruder, and more! \$23.00. **SPECTRE PRESS**, PO Box 5112-E, N. Muskegon, MI 49445.

"HACKERS Catalog". 40 pages and over 100 books, videos, software packages and test chips for hackers, crackers, phreakers, and experimenters. Free! 1 (520) 726-2833.

AUDIO-VIDEO-LASERS

VIDEO STABILIZER. Eliminates all copy guards on rented videotapes. Enhances any video signal giving optimum color and clarity. 30 day money back, 1yr. warranty. \$34.95 + \$6.00 S&H. **STAR DEVELOPMENT**, Box 92457, Milwaukee, WI 53202.

SCRAMBLING NEWS

NEW cable and digital satellite fixes. **SCRAMBLING NEWS**, 3494 Delaware Ave., #123, Buffalo, NY, 14217-1230. Voice/FAX (716) 874-2086. <http://www.scramblingnews.com>.

FREE HOME AUTOMATION CATALOG!



Home Controls' color catalog features truly affordable X-10 powerline controls, IR products, CCD cameras, wireless home control devices, security products, drapery controls, audio systems, and everything you can imagine for the remote and automated control of your home!

Call Toll Free
1-800-CONTROL

Contact us by E-Mail: homectrl@electricity.com
Lowest Prices Guaranteed • Same Day Shipping • Superior Technical Support
No Minimum Order • Fabulous Freebies • Great Selection!

CIRCLE 335 ON FREE INFORMATION CARD

Pocket Cube™

Wireless cable box tester for authorized technicians. Surface Mount Technology. Works on J***** models D*5, D*V5, D*7, D*V7, D*BB, C*T, W*R.

Only \$59.⁹⁵!

(plus \$8 S&H)

30 Day Warranty

Pocket Cube with filter \$69.95+S&H

Quantity discounts available.

Dealers Welcome!

NEW!

Pocket Cube Plus™

For testing of raw boxes.

CALL for current price!

Test chips available for J***** and

SA8600.

Order 1-800-417-6689

Mon-Fri, 9AM-5PM EST.

If busy please keep trying.

VISA, MC, MO or CASHIERS CHECK
IEC, P O Box 52347, Knoxville, TN 37950-2347

Pocket Cube is a test generator ONLY.

Do not use these devices without authorization from your local cable company and local officials.

Prices subject to change. No TN sales.

This ad quotes cash discount pricing.

Returns are subject to a restocking fee.

ADVERTISING INDEX

Electronics Now does not assume any responsibility for errors that may appear in the index below.

Free Information Number	Page	Free Information Number	Page
—	A&A Engineering	114	318
—	Advance Circuit Design	98	325
309	Advance Micro Computer	92	—
—	Aegis Research, Canada	87	—
—	AES	93	—
214	All Electronics	97	—
—	All Phase Video Security	116	—
—	Allison Technology	110	336
—	Allstar Electronics	113	—
—	Amaze Electronics	115	—
231	AMC Sales	113	128
319	American Eagle Publications	106	—
316	ARC Sales	96	—
334	Basic Electrical Supply	98	329
—	Baylin Publications	115	—
297	Bel-Merit	113	—
311	Black Feather	115	—
—	Bsoft Software, Inc.	107	257
218	C&S Sales	100	258
332	Capital Electronics	103	71
333	Circuit Specialists	94	260
—	CLAGGK, Inc.	50	327
—	Cleveland Inst. of Electronics	19	262
—	Command Productions	102	324
226	Consumertronics	109	—
—	DC Electronics	82	—
331	Direct Cable Supply	99	326
320	Electronix Express	87	264
—	Electronics Tech Today	57	—
—	Emac Inc.	93	—
121	Fluke Corporation	CV2	—
330	Foley-Belsaw Co.	104	—
219	Fotronic	86	270
—	General Device Instruments	112	—
—	Get-Tech	98	—
122	Global Electronics	13	92
—	Grantham College	9	—
—	Halcyon Group	83	275
—	Home Automation	111	—
335	Home Controls	117	—
323	Howard Electronics	90	98
—	IEC	117	—
—	Information Unlimited	21	—
126	Interactive Image Tech.	CV4	281
—	ISCET/NESDA	81	—
—	IVEX Design International	87	—
—	IVS	96	—
—	JDR Microdevices	110	—
—	Jameco	CV3	—
—	Learn Inc.	23	—
—	Kemo Electronic	30	—
—	M-2-L Electronics	113	—
—	Mark V Electronics	105	—
—	Meredith Instruments	111	—
—	Merrimack Valley Systems	102	—
—	Micro Code Engineering	11	—
—	Micro Engineering Labs	112	—
—	Milestone Products	93	—
—	Mouser Electronics	103	—
—	MWK Industries	106	—
—	NRI Schools	35	—
—	National Cable Brokers	112	—
—	Needham Electronics	107	—
—	New Sensor Corp.	84	—
—	NTE	1	—
—	Ocean State	104	—
—	OWI	111	—
—	Parts Express Inc.	85	—
—	Phillips Tech.	104	—
—	Picotronic	102	—
—	Polaris Industries	83	—
—	Prairie Digital	103	—
—	Print (Pace)	91	—
—	RC Distributing Co.	112	—
—	RF Parts	109	—
—	Show-Time	104	—
—	Sil Walker	112	—
—	Skyvision Inc.	89	—
—	Street Smart Security	107	—
—	Tab Books	52	—
—	Tektronix	5	—
—	Telulex	96	—
—	Timeline	88	—
—	U.S. Cyberlab	92	—
—	Visual Communications	21	—
—	Wavetek Corp.	15	—
—	World College (Div. of C.I.E.)	7	—
—	WPT Publications	109	—
—	Xandi Electronics	106	—

ADVERTISING SALES OFFICES

Gernsback Publications, Inc.
500 Bi-County Blvd.
Farmingdale, NY 11735-3931
1-(516) 293-3000
Fax 1-(516) 293-3115

Larry Steckler
 publisher (ext. 201)

Christina Estrada
 assistant to the publisher (ext. 209)

Arline Fishman
 advertising director (ext. 206)

Michele Torrillo
 advertising assistant (ext. 211)

Adria Coren
 credit manager (ext. 208)

For Advertising ONLY

EAST/SOUTHEAST

Stanley Levitan
 Eastern Advertising
 1 Overlook Ave.
 Great Neck, NY 11021-3750
 1-516-487-9357
 Fax 1-516-487-8402

MIDWEST/Texas/Arkansas/Okla.

Ralph Bergen
 Midwest Advertising
 One Northfield Plaza, Suite 300
 Northfield, IL 60093-1214
 1-847-559-0555
 Fax 1-847-559-0562

PACIFIC COAST

Janice Woods
 Pacific Advertising
 Hutch Looney & Associates, Inc.
 6310 San Vicente Blvd.
 Suite 360
 Los Angeles, CA 90048-5426
 1-213-931-3444 (ext. 228)
 Fax 1-213-931-7309

Electronic Shopper

Joe Shere
 National Representative
 P.O. Box 169
 Idyllwild, CA 92549-0169
 1-909-659-9743
 Fax 1-909-659-2469

Megan Mitchell
 National Representative
 1201 N. Rainbow Blvd., #50
 Las Vegas, NV 89108
 1-702-259-7043
 Fax 1-702-259-7043

Customer Service

1-800-999-7139
 7:00 AM - 6:00 PM M-F MST

Call for your
FREE catalog!

Your One Stop Component & Computer Source

Special Prices for
Electronics Now
Readers. Please
mention VIP #8R6!

Velleman-Kit

Electronic Kits

15-Channel Infrared Transmitter

- 15 independent channels
- Transmitter/receiver range: 30 meters
- Supply voltage: 9V battery (not included)
- Housing dimensions: 2.0"L x 0.9"W x 6.9"H • Weight: 1.0 lb.

Part No.	Description	1-4	5-9
120555	Infrared trans.	\$69.95	\$62.95

Wireless Remote Control

- Over 8000 codes
- Use several transmitters with one receiver
- Receiver/transmitter range: 100'
- 1 channel receiver • LED indicator
- Relay output 10A toggle or pulse contact
- Separate output to switch car alarm on or off • Power supply: 18VCT transformer or power source
- PCB dimensions: 3.0"L x 3.7"W • Weight: 0.5 lbs.

Part No.	Description	1-4	5-9
117655	Receiver	\$34.95	\$31.95

DC to Pulse Width Modulator

- This control circuit is ideal for the accurate control of DC motors, lighting levels, small heaters as well as other applications. Converts a DC voltage into a series of pulses, such that the pulse duration is directly proportional to the value of the DC voltage.
- Protected against overload & short circuit
 - PWM range: 0 to 100%
 - PWM frequency: 100Hz to 5kHz (adjustable)
 - Operating voltage: 8 to 35VDC
 - Minimum consumption: 35mA
 - Maximum output current: 6.5A
 - Efficiency: better than 90% at full load
 - Adjustable sensitivity: 2.5 to 35VDC
 - Size: 3.3"L x 1.9"W x 1.8"H • Weight: 0.5 lbs.

Part No.	Description	1-4	5-9
120539	Modulator	\$22.95	\$19.95

Stroboscope

- Make your own snapshots and "lightning" light effects. Flash frequency adjustable from 2 - 20Hz.
- Input: 110VAC • Weight: 0.2 lbs.
 - PCB dimensions: 3.5"L x 2.6"W

Part No.	Description	1-4	5-9
117639	Stroboscope	\$19.95	\$17.95

1 Amp Power Supply

- Output current max.: 1.5A
- Requires quick connect power transformer: 25.2VCT @ 2A
- Max. dissipation: 15W (cooled)
- Max. input voltage: 40V • Weight: 0.3 lbs.
- PCB dimensions: 2.1"L x 2.1"W

Part No.	Description	1-4	5-9
117621	Power supply	\$12.95	\$11.49

CircuitMaker® Software

- Professional quality schematics made quick and easy!
- Accurate analog, digital and mixed-mode simulation
 - Powerful interactive circuit analysis capabilities
 - 1000+ devices and models included
 - SPICE compatible import/export
 - Improve your skills with many troubleshooting features

Part No.	Description	Price
125591	CircuitMaker	SALE \$279.95

PRECISION NAVIGATION, INC. Vector 2X Compass Module

- Applications: vehicle mapping and tracking, robotics, HAM radios, camera positioning
- 2" accuracy, 1" resolution
- 3-wire serial output format (compatible with Motorola SPI and National Microwire)

Part No.	Description	1-4	5-9
126703	Vector 2X module	\$49.95	\$44.95

PRECISION NAVIGATION, INC. Vector 2X Developers Kit

- Development board which allows your Vector 2X to directly communicate via the parallel port of your PC • Weight: 0.8 lbs.

Part No.	Description	1-4	5-9
126691	Vector 2X kit	\$99.95	\$89.95

80C52-Basic Microcontroller

- The 80C52-Basic chip is a custom-masked 80C52 microcontroller with a full-featured 8K-byte ROM-resident Basic-52 interpreter.
- Hardware:**
- Operates DC to 12MHz
 - On-chip oscillator and clock circuit
 - 256 x 8-bit RAM
- Software:**
- Full BASIC interpreter in ROM on a single chip
 - "Stand-alone" software development
 - Interrupts can be handled by BASIC or Assembly Language

Part No.	Description	1-9	10-49
125647	CPU 8-bit CMOS	\$19.95	\$17.95
126375	Microco. Idea Book	34.95	31.49
126252	Basic-52 Progr. Ref.	21.95	19.95
126295	Basic-52 3.5" Disk	11.95	10.49

Jameco 26 pc. Hobby Tool Set

- 6 screwdrivers (Phillips #0, #1, slotted 0.05", 0.08", 0.09", 0.12")
- 10 bits: 5.6mm, #No.1, #No.2, No.1, No.2, T-10, T-15, T-20, socket adapter
- Handle • Stainless tweezers
- Extension bar • Sockets: 5, 6, 8, 10mm
- 4" long nose plier • 4" side cutter

Part No.	Description	Price
99629	26 pc. tool set	\$17.95

100MHz Oscilloscope

- DC to 100MHz, 2-CH dual trace
 - Signal delay with delay line
 - Auto focusing according to the change of intensity
 - Size: 12.6"W x 16.9"D x 5.5"H
 - Weight: 23 lbs.
- DM311 free meter w/ 100MHz purchase*

Part No.	Description	Price
121179	100MHz scope	\$999.95

Jameco 16-Bit Sound Card

- 386/486/Pentium and compatibles
- Input, line in, CD audio, music synthesis and mic.
- IDE CD-ROM interface
- Compatible with SoundBlaster Pro, Sound Blaster and Ad-lib sound systems

Part No.	Description	Price
129681	16-bit snd. card	\$59.95

Jameco 286 Motherboard

- 20MHz • AMI BIOS
- Accommodates both DIP and SIMM (80ns required) for 512KB to 16MB memory
- 80287-12 math coprocessor socket

Part No.	Description	1-4	5-9
79265	286 20MHz w/CPU	SALE \$49.95	

Linear Integrated Circuits

Part No.	Product No.	1-9	10-99
23051	LH0002CN	\$7.95	\$6.95
27852	OP07	1.95	1.75
24811	MAX232CPE	SALE 1.95	
23579	LM317T	SALE .59	
23683	LM324N	.39	.35
23721	LM331N	.39	3.49
23771	LM336Z	SALE .79	
23851	LM339N	SALE .39	
23966	LM358N	.45	.39
24037	LM380N	.99	.89
24109	LM385Z	1.29	1.19
24117	LM385Z.1.2	1.19	1.09
24133	LM386N-3	.89	.79
24301	LM399H	4.49	3.95
27422	NE555V	.35	.29
24328	LM556N	.49	.45
24352	LM565N	1.49	1.35
24539	LM741CN	.35	.29
23157	LM1488N	.45	.39
23181	LM1489N	.45	.39
34972	XR2206	3.49	3.19
39600	26LS32	.89	.79
23341	LM2917N-14	1.49	1.29
24230	LM3914N	2.09	1.95
27385	NE5532	.89	.79
51182	78L05	.29	.25
51246	7805K	1.89	1.69
51262	7805T	SALE .39	
51334	7812T	.45	.39
25064	MC14490P	4.25	3.95
50964	75176	1.19	1.09
25099	MC145406P	1.95	1.75

Jameco 20MHz 80286 Computer Kit

- Intel 80286-20 CPU, AMI BIOS ROMs
- 1MB of RAM, expandable to 16MB
- Six 16-bit slots, one 8-bit slots
- Socket for optional math coprocessor
- Floppy disk controller will support all drive densities
- Desktop case with 150 watt power supply
- Four half-height 5.25" drive bays, two exposed • Expandable to suit your needs
- Weight: 54.2 lbs.

Part No.	Description	Price
131326	286 computer kit	\$479.95

Jameco Electronic Component Cabinet Kits

- Kits include the most popular components with extra space for your customized expansion. Each kit includes a 20 drawer component cabinet.
- | Part No. | Description | Price |
|----------|----------------------------------|---------|
| 84996 | 540 pc. LED & Hardware kit | \$59.95 |
| 84953 | 330 pc. 7400 series IC kit | 149.95 |
| 84961 | 420 pc. 74LS series IC kit | 139.95 |
| 84970 | 300 pc. CD4000 series IC kit | 89.95 |
| 84988 | 385 pc. Linear series IC kit | 179.95 |
| 85075 | 300 pc. LP IC Socket kit | 29.95 |
| 85083 | 82 pc. Mach. Tool. IC Socket kit | 39.95 |
| 85067 | 120 pc. WW IC Socket/ID kit | 79.95 |
| 108329 | 540 pc. 1/8 watt Resistor kit | 29.95 |
| 81832 | 540 pc. 1/4 watt Resistor kit | 28.95 |
| 107879 | 540 pc. 1/2 watt Resistor kit | 31.95 |
| 85032 | 70 pc. Single turn Pot kit | 54.95 |
| 85041 | 70 pc. 15 turn Pot kit | 59.95 |
| 85059 | 84 pc. Switch kit | 69.95 |
| 108433 | 2200 pc. Electr. Hardware kit | 39.95 |
| 81867 | 110 pc. Radial Capacitor kit | 34.95 |
| 81875 | 110 pc. Axial Capacitor kit | 34.95 |
| 81859 | 320 pc. Ceramic Capacitor kit | 29.95 |
| 81883 | 160 pc. Mylar Capacitor kit | 34.95 |
| 81841 | 129 pc. Tantalum Capac. kit | 44.95 |
| 82587 | 270 pc. Diode kit | 34.95 |
| 82595 | 180 pc. Transistor kit | 44.95 |

Jameco Solderless Breadboards

- Low static plastic body - CMOS safe
 - Nickel plated clips designed to withstand up to 5,000 insertion cycles
- | Part No. | Contact Size | Number | Points | L x W | 1-9 | 10-49 |
|----------|--------------|-----------|--------|--------|-----|-------|
| 94457 | 100 | 6.5 x 0.4 | \$2.49 | \$2.25 | | |
| 20343 | 200 | 6.5 x 0.8 | 2.95 | 2.59 | | |
| 20600 | 400 | 3.3 x 2.1 | 4.95 | 4.49 | | |
| 20669 | 630 | 6.5 x 1.4 | 4.95 | 4.49 | | |
| 20722 | 830 | 6.5 x 2.1 | 6.95 | 6.25 | | |
| 20757 | 1,360 | 6.5 x 3.1 | 12.95 | 11.49 | | |
| 20773 | 1,660 | 6.5 x 4.3 | 16.95 | 14.95 | | |
| 20790 | 2,390 | 6.9 x 5.8 | 22.95 | 19.95 | | |
| 20811 | 3,220 | 7.3 x 7.5 | 29.95 | 27.95 | | |

Jameco E(E)PROM Programmable

- | Part No. | Description | 1-4 | 5-9 |
|----------|--|-------------|----------|
| 101400 | 1 socket 16Kbits-512Kbits E(E)PROM prog. | \$129.95 | \$119.95 |
| 78465 | 4 socket 16Kbits-2Mbits E(E)PROM prog. | SALE | 229.95 |
| 78457 | 1 socket 16Kbits-2Mbits E(E)PROM prog. | 199.95 | 179.95 |

JAMECO
ELECTRONIC COMPONENTS
COMPUTER PRODUCTS

© 1996 Jameco & Co

New Hours:
6AM - 6PM PST



Call 1-800-831-4242 to order today!

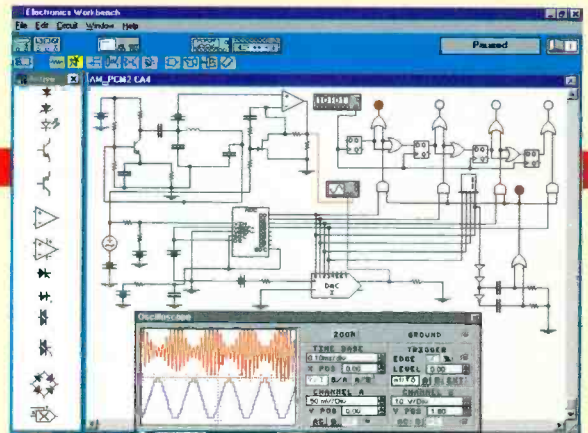
Better Designs —Faster

Guaranteed with Electronics Workbench!

Just click and drag to create and edit schematics. Mix analog and digital devices in any combination with full control over values, models and behavior. Try 'what if' scenarios and fine tune effortlessly. And on-screen waveforms always match actual circuit response. You'll create better designs faster—*Guaranteed!*

Guaranteed Satisfaction

Join over 70,000 customers and experience the power, flexibility and value that only Electronics Workbench offers. Receive unequalled service and free, unlimited technical support by phone, fax, e-mail, WWW, CompuServe and BBS. You'll be delighted. We guarantee it.*



True Mixed-Mode Power

Connect any analog or digital device to any other device without limit. Only Electronics Workbench offers this professional power for under \$2,000.

Real-World Digital

Real-world TTL and CMOS, complete with propagation delays and fanout. Unique at this price.

32-Bit Speed

Integrated SPICE analog and native-mode digital simulation in full 32-bit. Unique at this price.

Real-World Results

Unlimited supply of over 200 components and ICs and 350 real-world models—all perform as real devices.

Electronics Workbench®

\$299

*30-DAY MONEY-BACK GUARANTEE

VERSION 4.1 FOR WINDOWS 95/NT/3.1, DOS AND MACINTOSH.

Ask about our Engineer's Pack with thousands of additional models and more. Version 4.0 users call for your free upgrade.

800-263-5552



Fax: 416-977-1818 Internet: <http://www.interactiv.com>
CompuServe: 71333,3435/BBS: 416-977-3540/E-mail: ewb@interactiv.com

INTERACTIVE IMAGE TECHNOLOGIES LTD., 908 Niagara Falls Boulevard, #068, North Tonawanda, New York 14120-2060/Telephone 416-977-5550
TRADEMARKS ARE PROPERTY OF THEIR RESPECTIVE HOLDERS. OFFER IS IN U.S. DOLLARS AND VALID ONLY IN THE UNITED STATES AND CANADA. ALL ORDERS SUBJECT TO \$15 SHIPPING AND HANDLING CHARGE

Australia: 2-519-3933 • Belgium: 2-384-73-09 • Brazil: 11-453-5588 • Canada: 416-977-5550 • Chile: 2-236-0300 • Cyprus: 9-641-801 • Czech Republic: 4-823-454 • Denmark: 33-25-0109 • Finland: 0-297-5033
France: 1-49-08-90-00 • Germany: 711-62-7740 • Greece: 1-524-9981 • Hungary: 1-215-0082 • India: 11-578-7055 • Indonesia: 21-470-0815 • Israel: 3-647-5613 • Italy: 11-437-5549 • Japan: 3-5395-2126
Malaysia: 3-774-2189 • Mexico: 5-593-5260 • Netherlands: 10-450-4949 • New Zealand: 9-267-1756 • Norway: 22-16-70-45 • Philippines: 973-27-0118 • Portugal: 1-814-6609 • Singapore: 777-2303 • Slovenia: 61-317-830
South Africa: 331-6-8309 • South Korea: 2-3452-9757 • Spain: 1-383-8335 • Sweden: 8-740-5500 • Taiwan: 2-366-0080 • Thailand: 2-398-6952 • UAE: 4-453505 • UK: 203-23-3216 • USA: 416-977-5550

CIRCLE 126 ON FREE INFORMATION CARD