

JULY 1998

Popular Electronics®

PLUS!
Electronic
Detectors

Build the E.Z. Signal Generator

Add this easy-to-build,
wide-range function
generator to your bench-top
troubleshooting arsenal

SCANer and TRACS

Discover how new driving simulator
software allows auto manufacturers
to build better, safer motor vehicles

Gizmo®

Superadio III AM/FM Table Radio,
Quicktionary Scanning Translator,
Ultrasonic Rearview Backup Assist System,
Wireless Headphone System, plus—Gizmo News

Plus:

- The G5RV Antenna Revisited
- Mobile/Desktop Scanners
- Microcontrollers IV
- QSL Cards

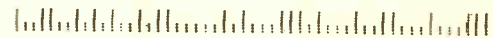
\$4.99 U.S.
\$5.50 CAN.



A GEFNSBACK
PUBLICATION



#BXBDCCCH***** 5-DIGIT 35802
#35802YUN711GR004# JUN00 P67



STEPHEN R YOUNG RESP
7118 GARTH RD SE 152
HUNTSVILLE AL 35802-1947

Better Designs - Faster

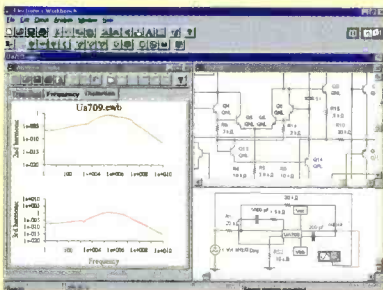
With the Personal Design Solution

The Design Solution Includes: Electronics Workbench Personal Edition + EWB Layout

Electronics
Workbench[®]
Personal Edition

Full-featured schematic capture and SPICE 3F circuit simulation!

The world's best selling circuit design software. With analog, digital and mixed A/D SPICE simulation, a full suite of analyses and over 4000 devices. Imports netlists. Seamlessly integrated with EWB Layout or exports to other popular PCB programs. Still the standard for power and ease of use. Still the same effective price.



\$299
Version 5

HIGH-END FEATURES

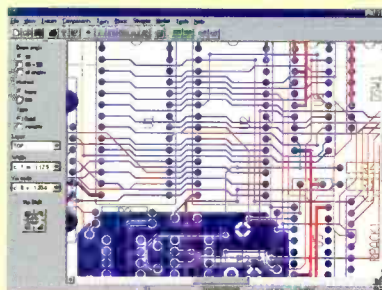
TRUE MIXED ANALOG/DIGITAL	YES
FULLY INTERACTIVE SIMULATION	YES
PRO SCHEMATIC EDITOR	YES
HIERARCHICAL CIRCUITS	YES
VIRTUAL INSTRUMENTS	YES
ON-SCREEN GRAPHS	YES
ANALOG AND DIGITAL MODELS	OVER 4,000
FREE TECHNICAL SUPPORT	YES
DC OPERATING POINT	YES
AC FREQUENCY	YES
TRANSIENT	YES
FOURIER	YES
NOISE	YES
DISTORTION	YES

**30-DAY MONEY-BACK
GUARANTEE**

Electronics
Workbench **Layout**
Personal Edition

Power-packed PCB layout with autorouting and real-time DRC!

EWB Layout is a powerful board layout package for producing high-quality, multi-layer printed circuit boards. Offering tight integration with our schematic capture program, you can incorporate board layout and design and quickly bring well-designed boards to production.



\$299
Version 5

POWER-PACKED FEATURES

AUTOROUTING	YES
REROUTE WHILE MOVE	YES
LAYERS	32 ROUTING LAYERS
BOARD SIZE	50" X 50"
LIBRARY SHAPES	OVER 3,500
BLIND AND BURIED VIAS	YES
EXTENSIVE OUTPUT	YES
SELECTIVE NET HIGHLIGHTING	YES
USER DEFINED PADS	YES
REAL TIME DESIGN RULE CHECK	YES
DENSITY HISTOGRAMS	YES
FREE TECHNICAL SUPPORT	YES

*Join over 85,000 customers
and find out why more circuit designers
buy Electronics Workbench than
any other circuit design tool.*

**CALL FOR INFORMATION
AND PRICING ON OUR
PROFESSIONAL EDITION.**

ELECTRONICS WORKBENCH Personal Edition \$299.00

EWB LAYOUT Personal Edition \$299.00

**BUY
BOTH
AND
SAVE**

PERSONAL DESIGN SOLUTION

~~**\$598.00**~~
\$548.00

CALL 800-263-5552

For a free demo, visit our website
at <http://www.interactiv.com>

INTERACTIVE IMAGE TECHNOLOGIES LTD., 908 Niagara Falls Boulevard,
#068, North Tonawanda, New York 14120-2060 / Telephone 416-977-5550.

TRADEMARKS ARE PROPERTY OF THEIR RESPECTIVE HOLDERS. OFFER IS IN U.S. DOLLARS AND VALID ONLY
IN THE UNITED STATES AND CANADA. ALL ORDERS SUBJECT TO \$15 SHIPPING AND HANDLING CHARGE.

Fax: 416-977-1818 E-mail: ewb@interactiv.com
CompuServe: 71333,3435 / BBS:416-977-3540



CIRCLE 26 ON FREE INFORMATION CARD



COVER STORY

35 Build the E.Z. Signal Generator

Construct this easy-to-build, wide-range, function generator for your bench-top troubleshooting arsenal—*Skip Campisi*

FEATURES

41 SCANer and TRACS

With the aid of driving simulator software, auto manufacturers are building better, safer motor vehicles—*Bill Siuru*

PRODUCT REVIEWS

17 Gizmo

Superadio III AM/FM Table Radio, Quicktionary Scanning Translator, Ultrasonic Rearview Backup Assist System, Wireless Headphone System, plus—Gizmo News

31 Product Test Report

Aiwa XP-SP1200 Portable CD Player

34 Hands-on Report

Philips Audio Compact Disc Recorder



Page 35



Page 41



Page 17

POPULAR ELECTRONICS (ISSN 1042-370-X) Published monthly by Gernsback Publications, Inc. 500 Bi-County Boulevard, Farmingdale, NY 11735. Periodicals postage paid at Farmingdale, NY and at additional mailing offices. One-year, twelve issues, subscription rate U.S. and possessions \$21.95, Canada \$28.84 (includes G.S.T., Canadian Goods and Services Tax Registration No. R125166280), all other countries \$29.45. Subscription orders payable in U.S. funds only. International Postal Money Order or check drawn on a U.S. bank. U.S. single copy price \$4.99. Copyright 1998 by Gernsback Publications, Inc. All rights reserved. Hands-on Electronics and Gizmo trademarks are registered in U.S. and Canada by Gernsback Publications, Inc. Popular Electronics trademark is registered in U.S. and Canada by Electronics Technology Today, Inc. and is licensed to Gernsback Publications, Inc. Printed in U.S.A.

Postmaster: Please send address changes to Popular Electronics, Subscription Dept., P.O. Box 338, Mount Morris, IL 61054-9932

A stamped self-addressed envelope must accompany all submitted manuscripts and/or artwork or photographs if their return is desired should they be rejected. We disclaim any responsibility for the loss or damage of manuscripts and/or artwork or photographs while in our possession or otherwise.

As a service to readers, Popular Electronics publishes available plans or information relating to newsworthy products, techniques, and scientific and technological developments. Because of possible variances in the quality and condition of materials and workmanship used by readers, Popular Electronics disclaims any responsibility for the safe and proper functioning of reader-built projects based upon or from plans or information published in this magazine.

C O L U M N S

- 8** **Scanner Scene**
Mobile/Desktop Scanners—*Marc Saxon*

- 13** **Think Tank**
Circuits Galore—*Alex Bie*

- 44** **Computer Bits**
Microcontrollers IV—*Jeff Holtzman*

- 45** **Ham Radio**
The G5RV Antenna Revisited—*Joseph J. Carr*

- 49** **DX Listening**
QSL Cards—*Don Jensen*

- 51** **Circuit Circus**
Electronic Detectors—*Charles D. Rakes*

- 54** **Multimedia Watch**
A Portable CD-ROM, a New Mouse Trak, and Software
—*Marc Spiwak*

- 56** **Antique Radio**
John Rider's Remarkable *Chanalyst*—*Marc Ellis*

- 59** **Net Watch**
Translating Foreign Languages Online —*Konstantinos Karagiannis*

D E P A R T M E N T S

- 4** **Editorial**
- 5** **Letters**
- 33** **Electronics Library**
- 61** **New Products**
- 65** **Popular Electronics Market Center**
- 92** **Advertising Index**
- 92A** **Free Information Card**

Popular Electronics

Larry Steckler, EHF, CET,
editor-in-chief and publisher

EDITORIAL DEPARTMENT

Edward Whitman, managing editor
Julian Martin, editorial advisor
Robert Young, technical editor
Evelyn Rose, assistant editor
Teri Scaduto, assistant editor
Debbie Cybala, editorial assistant
Alex Bie, contributing editor
Joseph J. Carr, K4IPV,
 contributing editor
Marc Ellis, contributing editor
Jeffrey K. Holtzman,
 contributing editor
Don Jensen, contributing editor
Konstantinos Karagiannis,
 contributing editor
Charles D. Rakes, contributing editor
Marc Saxon, contributing editor
Marc Spiwak, contributing editor

PRODUCTION DEPARTMENT

Ruby M. Yee, production director
Ken Coren, desktop production director
Melissa Giordano, desktop production
Kathy Campbell, production assistant

ART DEPARTMENT

Andre Duzant, art director
Russell C. Truelson, illustrator

CIRCULATION DEPARTMENT

Theresa Lombardo,
 circulation manager
Gina L. Gallo, circulation assistant

REPRINT DEPARTMENT

Christina M. Estrada, Reprint Bookstore

BUSINESS AND EDITORIAL OFFICES

Gernsback Publications, Inc.
 500 B-County Blvd.
 Farmingdale, NY 11735
 516-293-3000
 FAX: 516-293-3115

President: **Larry Steckler**
 Vice-President: **Adria Coren**
 Vice-President: **Ken Coren**

**SUBSCRIPTION
 CUSTOMER SERVICE/
 ORDER ENTRY**

800-827-0383
 7:30 AM - 8:30 PM EST

**Advertising Sales Offices
 listed on page 92**

Composition by Mates Graphics
 Cover by Laewy Design



Since some of the equipment and circuitry described in POPULAR ELECTRONICS may relate to or be covered by U.S. patents, POPULAR ELECTRONICS disclaims any liability for the infringement of such patents by the making, using, or selling of such equipment or circuitry, and suggests that anyone interested in such projects consult a patent attorney.

RadioShack's Family 2-Way Radio

Clear Communication Up to One Mile

Now Only \$59⁹⁹ Each



RadioShack
PERSONAL
FM TRANSCEIVER

(Actual Size)
21-1802

RadioShack invented them and now we're breaking through the price barrier! This rugged single-channel transceiver fits in the palm of your hand and is easy to use. Perfect for camping, hiking or keeping up with the kids around the neighborhood. At this low price, get one for every member of your family!

- ✓ No License Needed
- ✓ No Airtime Fees
- ✓ Transmit/Battery Indicator
- ✓ Automatic Squelch
- ✓ Call Button
- ✓ Automatic Power Save
- ✓ Long Battery Life



"We're ready to fire up the grill."



"Supper's almost ready."



RadioShack®

You've got questions. We've got answers.®

CIRCLE 14 ON FREE INFORMATION CARD

Price applies at participating RadioShack stores and dealers. If not available at a participating store, item can be special-ordered (subject to availability) at the advertised price. A participating store will offer a comparable value if the product is sold out. Independent RadioShack dealers and franchisees may not be participating in this ad or stock or special-order item advertised.

Accredited B.S. Degree in Computers or Electronics

by studying at Home

Grantham College of Engineering
offers 3 distance education programs:

- B.S.E.T. emphasis in Electronics
- B.S.E.T. emphasis in Computers
- B.S. in Computer Science

NEW! Electronics Workbench Professional 5.0
included in our B.S.E.T. curriculums
-Approved by more than 200 Companies,
VA and Dantes, (tuition assistance avail.)

For your free catalog of our programs dial
1-800-955-2527

<http://www.grantham.edu>

GCE

Your first step
to help yourself
better your future!



Grantham College of Engineering
34641 Grantham College Road
Slidell, LA 70460-6815

EDITORIAL

Oops—Doomsday Has Been Postponed!


Back in March it appeared that the Earth was headed for a cataclysmic disaster with untold losses in life. Why? Well, asteroid 1997XF11, about 244 million miles away, was on a rendezvous orbit with planet Earth. When? Thursday, October 26, 2028 at 1:30 PM (EDT). Initial calculations by astronomers indicated that this newly discovered 1–2-mile-wide celestial body was headed towards Earth and might pass as close as 30,000 miles, or might be on a direct collision course! "The chance of collision is small...but not entirely out of the question," a scientist was quoted.

Another scientist's comment on the asteroid was "It is big enough to cause immense devastation. You are not talking about wiping out a city, you are talking about wiping out a continent." Later that day, besides lame jokes about the futility of long-term insurance, Hollywood announced that two films on related disasters would be out this Spring. On a serious note, scientists outlined a backup doomsday plan, such as launching a rocket to explode near the asteroid, to slightly divert its orbit and ensure that 1997XF11 would miss the Earth by a wide margin. That night I am sure many people had a very troubled sleep.

Then suddenly the next day, I awoke to hear that the Earth was presumably saved. New calculations revealed that 1997XF11 would get no closer to Earth than 600,000 miles (the Moon-to-Earth distance is about 250,000 miles). Another astronomer now declared the chances of the asteroid hitting the Earth were "less than zero." Do I feel safe now that this cosmic false alarm has been canceled and that the previous day's calculations were in error? I am not sure!

Speaking of errors, it is interesting to note that we at **Popular Electronics** occasionally get letters from our readers vehemently pointing out some errors that we, or our authors, make in a published construction project or in a circuit design. One reader accused some authors of cleverly leaving out software files so that the programs described can never be compiled unless you purchase the routines from the author. Well, all we can say is that we always honestly try to publish the most complete and accurate information in our magazine. Once any corrections are verified, we post them on our Web site www.gernsback.com (under the Forums link), informing you about a month or two before the correction gets published in the magazine. And if we mess up once in a while, unlike the astronomer's forecasting the orbit of 1997XF11, we don't have to worry about predicting a global disaster.

Ed Whitman
Managing Editor



WIRELESS OPTIONS AVAILABLE

THE LATEST IN WEATHER TECHNOLOGY

Davis Instruments, the world leader in affordable, professional-quality weather stations, has expanded its weather line to include the **GroWeather** and **EnviroMonitor** systems. All stations track rain, temperature, humidity, barometer, wind speed and direction along with alarms, highs, and lows. Optional data logger/software stores, graphs, and tracks data collected by station.

GroWeather

Finally, an advanced weather station that helps you manage pest control, irrigation, and crop development. GroWeather calculates evapotranspiration, growing degree-days, and over 70 other values.

Energy EnviroMonitor

Now you can evaluate and manage your energy needs more efficiently. Energy EnviroMonitor tracks heating, cooling, and wind-chill degree-days, solar radiation and wind run.

Health EnviroMonitor

It's never been easier to monitor the weather conditions that lead to sunburn, skin cancer, or hypothermia. Health EnviroMonitor displays heat stress, wind-chill, UV intensity and UV dosage, and solar radiation.

M-F 7 a.m. to 5:30 p.m. PST
FAX 1-510-670-0589
M/C and VISA • One-year warranty
30-day money-back guarantee
POE0798

For more information and a free catalog, call
1-800-678-3669

Davis Instruments
3465 Diablo Avenue, Hayward, CA 94545-2778 • www.davisnet.com

LETTERS

CD-AMP CORRECTION

I am an electronics student, and I think I found a discrepancy in the article, "Build this Portable CD Amp" (*Popular Electronics*, May 1998). The bridge rectifier output is a little high. It said 18.6-volt output, when it should be 16.9 volts, disregarding the diode drops.
C.L.
via e-mail

You certainly deserve an "A" in your electronics course. Your comment about the 18.6V output on page 40 is completely correct. The correct voltage is $1.414 \times 12 = 16.97$ VDC ideally. Fortunately, this really doesn't affect the unit's performance, as it will work for supplies from 12 through 20 VDC. Thanks for your interest in *Popular Electronics*.—Editor

FLYBACK TESTER RECIPE

In response to D.B.'s request for a reliable, economical flyback tester in the *Letters* column in the May issue, I have a suggestion.

Connect a bare wire to an oscilloscope vertical. Apply a very small square wave to the flyback primaries. Use dropping resistors if spot goes off screen. You will see electronic "ding-aling" just like bells make in a microphone. No dings equals a bad coil.

R.G.
Aurora, IL

MORE "SPARKS" ON BATTERIES

The "Product Test Report" on alkaline batteries (*Popular Electronics*, January 1998) was very interesting and informative. I have some questions about the test. How many batteries of

each brand were tested? If more than one was used, were the results of multiple tests/cycles averaged?

A.C.
via e-mail

Three batteries of each brand were used in the test. Yes, the results were averaged.—Editor

In regards to the letter from J.S. in the May issue, what he is seeing on his battery contacts is *not* a result of corrosion produced by the battery contacts reacting with the holder contact material. This is caused by electrolyte leakage from the cells!

After many years of research, most major battery manufacturers have pretty much eliminated cell-leakage problems—except for the Duracell brand. Their alkaline cells appear to leak at



2 TOP CD-ROMs

from



CRC PRESS



"[Standard Math Interactive] does for mathematicians what the word processor did for writers. The ability to bring tables, formulas, and graphs alive within a document allows for more vital exploration."

—Roland E. Larson
The Pennsylvania State University

Catalog no. 9703, 1997
ISBN: 0-8493-9703-0, ~~\$249.95~~

Special Price! only \$125.00


The Engineering Handbook on CD-ROM contains everything practicing engineers need, including definitions of engineering terms, solutions to common problems, rules-of-thumb, tables and equations, and more. All information in the handbook is easy to find on the user-friendly CD-ROM.

Catalog no. 8576, 1997
ISBN: 0-8493-8576-8, ~~\$99.95~~

Special Price! only \$75.00

Please mention *Popular Electronics Magazine* when ordering!

For more information, please call 1-800-272-7737 or write to:

 CRC PRESS • 2000 Corporate Blvd., N.W. • Boca Raton, FL 33431

In Florida and outside the U.S., please call 561-994-0555

Order Code: POP01

Contact us
through
e-mail:

orders@crcpress.com

visit us
at our
web site!

<http://www.crcpress.com>

random! This leakage appears even after mild discharge, making long-term storage in a device a risky proposition. I've seen them leak in their original blister pack after a couple of years, and after I saw a few of my battery holders ruined (including an expensive remote control) I quit using them.

I've only seen this occur with "AAA"- through "D"-sized cells, and that only sporadically. Alkaline 9-volt batteries seem to be immune to this problem. Duracell is a great energy-producing battery, but it definitely needs work on the leakage problem. The competition appears to have it solved.

S.C.
S. Bound Brook, NJ

I have a comment on the battery question from J.S. in the May issue. The Duracell contacts are composed of a material that when humidity is high creates another "battery" between it and the battery holder terminals. This condition has been known for many, many years as a "dissimilar metals" situation. It permits corrosion during circuit inactivity.

On the electrovoltage scale, these two materials have a large voltage differential. The word large does not mean hundreds of volts, but may involve less than one volt. However, this is sufficient to create the battery effect. This condition can exist between any two metals which are in intimate contact.

This topic is covered in the military standards, which we utilize in the design of military equipment. It is very important since military equipment must sit inactive for years, and suddenly be put into service, as in the Gulf War.

An easy fix is possible. I purchased from the hobby shop a tube of grease called "Electrically Conductive Grease," which is designed to be applied to the contacts on hand controllers. This grease reduces wear and also prevents corrosion of the wires during periods of inactivity. I applied the grease to the ends of the battery and to both ends of the battery holder. The problem is no longer a problem. Keep in mind that the grease should be unaffected by temperature, otherwise melting will occur and will wick into the rest of the unit.

Automotive terminals connected to the battery often corroded because of electrolyte leakage, and we prevented it by applying chassis grease to the

terminals before attachment to the battery. Sealed batteries no longer require this simple fix.

Grease, like gasoline, is non-conductive. It is the ability of grease to prevent water vapor penetration that prevents the corrosion activity, and the firm tightening of the joint that permits current flow. Hope this is a help in understanding the corrosive terminal problem.

E.C.R., Jr.
Alton, IL

Well, it seems we are getting quite different explanations for the anomalous effects of Duracell batteries noted by J.S. At this point it appears that the best solution is to forward these letters to the manufacturer, and get their best engineering explanation. We will keep you informed!—Editor

ID-BLOCKER DESIGN

I recently came across a so-called "bullet" terminator or ID-blocker, which is supposed to guarantee cable privacy by allowing cable TV signals down the coax line but prevent any return signal going back up the line. Essentially it shields your equipment from monitoring by the cable company. The device, which doesn't require any power, is light-weight and small—only about 1-1/2 inches all around (L x W x D) and comes with input/output F-connectors. I would like to know how this little device can work. Since the rectangular enclosure is all one piece, I am afraid if I open it up I will ruin its performance. I don't think it is simply a filter, as how would it prevent the return signal? Got any suggestions before I tear apart the unit?

T.B.
via e-mail

One passive device that has these properties is known as an isolator. Usually an isolator contains a ferrite material that has electrical properties that allow RF energy to pass through in one direction with very little loss, but absorbs RF power in the other direction. Coaxial isolators always found wide usage in microwave applications (above 2000 MHz), but are now appearing in cellular products (around 900 MHz). For use in the frequencies allotted to cable TV (VHF/UHF bands), these products might get quite large and heavy for proper performance—so we don't believe that's what is in your

device. Any readers got any clues on this one before T. B. cannibalizes his unit?—Editor

WHITE'S RADIO LOG

There was a publication called "White's Radio Log," which had all the AM and FM stations in the U.S. Do you know if it still exists or if the equivalent is published?

G.L.
Palm Coast, FL

Unfortunately, we have not seen this index since it was published as part of Communications World magazine back in the mid-70s. We do know that various shortwave books list all sorts of shortwave frequencies, which include AM and FM stations, but we are not aware of any publications that lists the "standard" 550-1600 kHz, 88-108 MHz U.S./Canadian AM and FM bands, respectively. Perhaps some of our readers may be able to help you out.—Editor

HAVES & NEEDS

I am in need of a service manual and a wiring diagram for an Eico #460 oscilloscope (transistorized model). The scope uses a CRT 5229P1B tube. I would be pleased to pay for copying and mailing costs.

Ed Litke
4318 53rd
Camrose, Alberta
T4V 4G3 Canada

I need a schematic diagram for a Micronta (RadioShack) V.O.M., Model 22-205. It must be this exact model number. It uses a 15-volt battery on the high-ohms range. Thank you very much.

Erwin Stanley
11358 Highway 67
Benton, AR 72015



"Brian, the computer company sent the retrofit instructions on a floppy disc."

Amazing energy bar provides power without a plug

Auto Starter® is the independent power source that has hundreds of uses and even replaces dangerous jumper cables.

by Chris Murdock

Imagine this...after a long flight home, you arrive at the airport parking lot, get in your car and turn the key. Nothing happens, not even a click. Guess what? You left your lights on, and now your car battery's drained. Do you flag down a stranger and hope he has jumper cables? Do you walk back to the airport, phone a tow truck and wait? No...you simply reach into your glove box and take out your Auto Starter®. You plug it into your car's cigarette lighter and, in a matter of minutes, you're on your way.

A good start. These days, cars have complex electrical systems which support many accessories. Many of these features operate even if your car isn't running, which increases the risk that someday you'll find your car's battery drained...no horn, no lights, not even a click from the solenoid. Before Auto Starter, you either had to call a tow truck or try to get a jump from another vehicle. Tow trucks are slow to arrive and very expensive. Jumper cables, even heavy-duty ones, are dangerous and involve getting under the hood. Plus, there has to be another car


around to provide the jump. Battery acid can burn your skin and ruin your clothes. If the cables are not connected correctly they can damage your car's expensive electrical system or, even worse, cause an explosion. With Auto Starter, you don't need a jump—you don't even have to open the hood. You simply

plug the unit into the cigarette lighter, wait a few minutes and you're on your way. Leave the unit plugged in for 30-120 minutes while driving and it recharges automatically.

The five-amp sealed alkaline battery operates under extreme temperatures, from sub-zero to 120 degrees. It is less than eight inches long, so it stores easily in your glove box. Once it's charged, Auto Starter will retain the power to start your car for five years. It is the easiest, most convenient protection you can own.

Portable power. Auto Starter has many other uses. It's an independent 12V DC power supply that can operate TVs, radios, cellular phones and laptops. Almost any appliance that runs off of an adapter can operate independently with Auto Starter, so it's perfect for picnics, camping, boating and more.

Auto Starter also makes it easier to work on your car. Plug it in before you change the car battery, and you won't have to reprogram your car's clock, radio or alarm system. You can even use it as an emergency alternator to run your car's engine for up to one hour. You wouldn't think of driving around without a spare tire—why not have a



Auto Starter provides portable 12-volt DC power to operate a broad range of products and appliances:

- Cellular phones
- Lap-top computers
- 12-volt televisions
- Radios and boom boxes

It's perfect for camping, boating, fishing and hundreds of activities.



spare battery and alternator that fits right in your glove box?

Try it risk-free. Considering the cost of a tow, Auto Starter will pay for itself the first time you have a problem. This remarkable product is backed by a one year manufacturer's limited warranty and Comtrad's exclusive risk-free home trial. If you are not fully satisfied for any reason, return it within 30 days for a full refund, "No Questions Asked."

Auto Starter® \$49.95 \$6 S&H
Buy two or more \$39.95 each
Please mention promotional code 2946-12989.

For fastest service, call toll-free 24 hours a day

800-992-2966



To order by mail, send check or money order for the total amount including S&H. To charge it to your credit card, enclose your account number and expiration date.

Virginia residents only—please include 4.5% sales tax.

GI comtrad industries
2820 Waterford Lake Dr., Suite 102
Midlothian, Virginia 23113

SCANNER SCENE

Mobile/Desktop *Relm* Scanners

MARC SAXON

Last year, *RELM Communications* introduced their HS Series portable scanners. RELM has now introduced its two long-awaited mobile/desktop models in the MS Series, the *RELM MS-180* and *MS-200*.

Both the MS-180 and MS-200 include coverage of the 800-MHz band, rapid scanning of up to 100 channels-per-second, priority scan, birdie lock-out, and weather search. Features of the unit include an LCD-backlit display, direct-channel access, BNC antenna connector, a line out with audio, and an external speaker jack. There's also a memory lock to prevent accidental reprogramming or frequency deletion.

There are differences between the two units, however. *The MS-180* holds 100 memory channels in 10 banks. *The MS-200* also comes with 10 banks, but holds twice as many (200) memory



The Relm MS-180, which holds 100 memory channels, covers the 800-MHz band.

channels. Both units cover the VHF low/high bands, VHF aeronautical band, UHF/UHF-T bands, and the 800-MHz band (minus the cellular bands). *The MS-200* boasts PL/CTCSS and DPL/DCS decoding as well as a severe-weather-alert alarm feature. In addition,

an advanced alphanumeric display of up to eight characters makes for simple custom-channel identification, via optional PC programming software.

Both units come standard with an AC adapter, DC power cord, telescopic antenna, and mobile mounting capability. For more information, contact RELM Communications, 7505 Technology Drive, West Melbourne, FL 32904. Their phone number is 407-984-1414.

FEAR OF TRUNKS


We have run several announcements regarding new scanners that offer the ability to track communications on 800-MHz multi-channel trunked Motorola radio systems. It seems that an ever-increasing number of larger municipal and county governments are selecting trunked systems as they expand or upgrade. As anyone who has attempted to monitor a trunked system on a standard scanner knows, it's virtually impossible to follow a specific exchange of communications.

Trunked system communications are unique because they randomly shift to any one of a dozen or more frequencies with each release of the microphone button. Meanwhile, the system's other frequencies contain jumbled snippets of the conversations of those also using the same system. Hence the development of specialized scanners that can not only receive standard communications, but are also able to capture the desired communication you wish to hear on a trunked system, then follow it from frequency-to-frequency until its completion. *Uniden* has a handheld unit (*BC235XLT*) as well as a desktop model (*BC895XLT*), while *RadioShack* offers a handheld (*PRO-90*) unit designed to monitor standard systems as well as Motorola (the most commonly encountered) trunked systems.

Yet, we continue to receive mail from hobbyists who fear that trunked systems are, indeed, a bad omen heralding a dismal future for all of us, with slim pickings for the average listener. They see trunking as a sinister anti-monitoring move by public safety


• ROBOTS • KITS • SOFTWARE • MORE •

TALRIK™ II



Order Today!
Mention this Ad for
FREE Insurance
on Your Order!

TALRIK™ Jr.



Autonomous, Programmable, Mobile Robot Platforms:

TAL2KIT - Kit to Build Serious R&D Talrik II Robot w/ 64k Memory, Sensors, Wheels, Servos, Micro-controller, Sensor Board, Body, Software * \$495.95

TALJRKIT - Kit to Build Super-Fun Talrik Jr. Robot w/ 2k Memory, Sensors, Wheels, Servos, Micro-controller, Birch-Body, Software * \$135.95

* First-time buyers of *Mekatronix™* brand products need a Com-Kit \$19.95 OR a Com-Pack \$27.95 which plugs into the PC's serial port.

Program options: sBASIC, HC11 Assembly, C (ICC11), POGO, Forth or IC!

The TALRIK™ robot development platform offers sophisticated, expandable, programmable, autonomous, mobile robot kits with all the processor, memory, motor, and sensory functions found on robots costing a lot more!

SMARTER!
Has a MC68HC11
computer on board!

Orders Call *NovaSoft™* Toll-Free:

1-888-Mr-Robot

Electronic Catalog with Pictures & Specs:

<http://www.mekatronix.com>

STRONGER!
Has 42 oz-in dual-ball
bearing servos

Technical Questions & Other Inquiries: novasoft1@aol.com or 804-272-5752

© 1998 *NovaSoft™, Inc*

TECHNOLOGY UPDATE

Amazing energy bar power provided with

...at power source that
replaces dangerous



Contact HELM
Technology
FL 32904
384-1414.

...since
...that
...lica-
...nk-
...is

...home,
...lot, get
...y. Nothing
...ess what? You
...ow your car bat-
...tag down a stranger
...per cables? Do you walk
...rt, phone a tow truck and
... simply reach into your glove
...ake out your Auto Starter®. You
...nto your car's cigarette lighter and, in
...atter of minutes,
...ou're on your way.

A good start. These days, cars have complex electrical systems which support many accessories. Many of these features operate even if your car isn't running, which increases the risk that someday you'll find your car's battery drained...no horn, no lights, not even a click from the solenoid. Before Auto Starter, you either had to call a tow truck or try to get a jump from another vehicle. Tow trucks are slow to arrive and very expensive. Jumper cables, even heavy-duty ones, are dangerous and involve getting under the hood. Plus, there has to be another car around to provide the jump. Battery acid can burn your skin and ruin your clothes. If the cables are not connected correctly they can damage your car's expensive electrical system or, even worse, cause an explosion. With Auto Starter, you don't need a jump—you don't even have to open the hood. You simply

plug the unit into the cigarette lighter, wait a few minutes and you're on your way. Leave the unit plugged in for 30-120 minutes while driving and it recharges automatically.

The five-amp sealed alkaline battery operates under extreme temperatures, from sub-zero to 120 degrees. It is less than eight inches long, so it stores easily in your glove box. Once it's charged, Auto Starter will retain the power to start your car for five years. It is the easiest, most convenient protection you can own.

Portable power. Auto Starter has many other uses. It's an independent 12V DC power supply that can operate TVs, radios, cellular phones and laptops. Almost any appliance that runs off of an adapter can operate independently with Auto Starter, so it's perfect for picnics, camping, boating and more.

Auto Starter also makes it easier to work on your car. Plug it in before you change the car battery, and you won't have to reprogram your car's clock, radio or alarm system. You can even use it as an emergency alternator to run your car's engine for up to one hour. You wouldn't think of driving around without a spare tire—why not have a

spare battery and alternator that fits right in your glove box?

Try it risk-free. Considering the cost of a tow, Auto Starter will pay for itself the first time you have a problem.


This remarkable product is backed by a one year manufacturer's limited warranty and Comtrad's exclusive risk-free home trial. If you are not fully satisfied for any reason, return it within 30 days for a full refund, "No Questions Asked."



Auto Starter provides portable 12-volt DC power to operate a broad range of products and appliances:

- Cellular phones
- Lap-top computers
- 12-volt televisions
- Radios and boom boxes

It's perfect for camping, boating, fishing and hundreds of activities.



Auto Starter®..... \$49.95 \$6 S&H
Buy two or more..... \$39.95 each
Please mention promotional code 2946-12989.

For fastest service, call toll-free 24 hours a day

800-992-2966



To order by mail, send check or money order for the total amount including S&H. To charge it to your credit card, enclose your account number and expiration date.

Virginia residents only—please include 4.5% sales tax.

comtrad industries
2820 Waterford Lake Dr., Suite 102
Midlothian, Virginia 23113

SCANNER SCIENCE

Mobile/Desktop *Relm* Scanners

Last year, *RELM Communications* introduced their HS Series portable scanners. *RELM* has now introduced its two long-awaited mobile/desktop models in the MS Series, the *RELM MS-180* and *MS-200*.

Both the MS-180 and MS-200 include coverage of the 800-MHz band, rapid scanning of up to 100 channels-per-second, priority scan, birdie lock-out, and weather search. Features of the unit include an LCD-backlit display, direct-channel access, BNC antenna connector, a line out with audio, and an external speaker jack. There's also a memory lock to prevent accidental reprogramming or frequency deletion.

There are differences between the two units, however. *The MS-180* holds 100 memory channels in 10 banks. *The MS-200* also comes with 10 banks, but holds twice as many (200) memory



The Relm MS-180, which holds 100 memory channels, covers the 800-MHz band.

channels. Both units cover the VHF low/high bands, VHF aeronautical band, UHF/UHF-T bands, and the 800-MHz band (minus the cellular bands). *The MS-200* boasts PL/CTCSS and DPL/DCS decoding as well as a severe-weather-alert alarm feature. In addition,

an advanced of up to eight simple custom-c via optional PC pro

Both units come AC adapter, DC power antenna, and mobile m ity. For more information, Communications, 7505 Drive, West Melbourne, Their phone number is 407-

FEAR OF TRUNKS


We have run several announcements regarding new scanners offer the ability to track communications on 800-MHz multi-channel trunked Motorola radio systems. It seems that an ever-increasing number of larger municipal and county governments are selecting trunked systems as they expand or upgrade. As anyone who has attempted to monitor a trunked system on a standard scanner knows, it's virtually impossible to follow a specific exchange of communications.

Trunked system communications are unique because they randomly shift to any one of a dozen or more frequencies with each release of the microphone button. Meanwhile, the system's other frequencies contain jumbled snippets of the conversations of those also using the same system. Hence the development of specialized scanners that can not only receive standard communications, but are also able to capture the desired communication you wish to hear on a trunked system, then follow it from frequency-to-frequency until its completion. *Uniden* has a handheld unit (*BC235XLT*) as well as a desktop model (*BC895XLT*), while *RadioShack* offers a handheld (*PRO-90*) unit designed to monitor standard systems as well as Motorola (the most commonly encountered) trunked systems.

Yet, we continue to receive mail from hobbyists who fear that trunked systems are, indeed, a bad omen heralding a dismal future for all of us, with slim pickings for the average listener. They see trunking as a sinister anti-monitoring move by public safety


ROBOTS • KITS • SOFTWARE • MORE

TALRIK™ II



Order Today!
Mention this Ad for
FREE Insurance
on Your Order!

TALRIK™ Jr.



Autonomous, Programmable, Mobile Robot Platforms:

TAL2KIT - Kit to Build Serious R&D Talrik II Robot w/ 64k Memory, Sensors, Wheels, Servos, Micro-controller, Sensor Board, Body, Software * **\$495.95**

TALJRKIT - Kit to Build Super-Fun Talrik Jr. Robot w/ 2k Memory, Sensors, Wheels, Servos, Micro-controller, Birch-Body, Software * **\$135.95**

* First-time buyers of Mekatronix™ brand products need a Com-Kit \$19.95 OR a Com-Pack \$27.95 which plugs into the PC's serial port.
Program options: sBASIC, HC11 Assembly, C (ICC11), POGO, Forth or IC!

The TALRIK™ robot development platform offers sophisticated, expandable, programmable, autonomous, mobile robot kits with all the processor, memory, motor, and sensory functions found on robots costing a lot more!

SMARTER!
Has a MC68HC11 computer on board!

Orders Call NovaSoft™ Toll-Free:

1-888-Mr-Robot

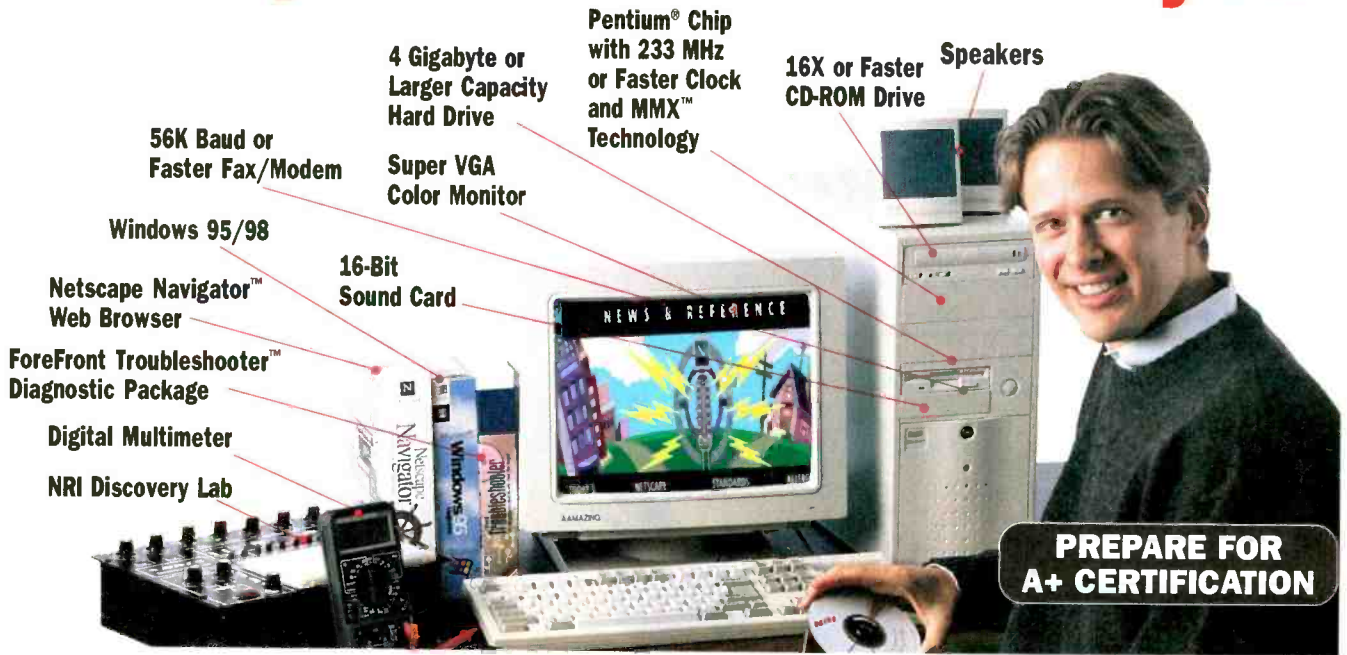
Electronic Catalog with Pictures & Specs:

<http://www.mekatronix.com>

STRONGER!
Has 42 oz-in dual-ball bearing servos

Technical Questions & Other Inquiries: novasoft11@aol.com or 804-272-5752 © 1998 NovaSoft™, Inc

A world of opportunities in computer service awaits you.



56K Baud or Faster Fax/Modem

Windows 95/98

Netscape Navigator™ Web Browser

ForeFront Troubleshooter™ Diagnostic Package

Digital Multimeter

NRI Discovery Lab

4 Gigabyte or Larger Capacity Hard Drive

Super VGA Color Monitor

16-Bit Sound Card

Pentium® Chip with 233 MHz or Faster Clock and MMX™ Technology

16X or Faster CD-ROM Drive

Speakers

PREPARE FOR A+ CERTIFICATION

Only NRI at-home training gives you the skills and equipment you need to succeed.

No matter what your background, you can be a computer service technician. NRI's highly acclaimed Discovery Learning method will guide you step-by-step from the basics of electronics to advanced computer servicing techniques. You learn how to keep today's sophisticated PCs running at peak performance while gaining confidence to move up on the job, start a new career, or open your own business.

Best of all, you get one-on-one support throughout your course. You can reach your instructor via fax, phone, mail, or the Internet. With our exclusive Online Connection, you can even attend online seminars, download information, and much more!

As the demand for computer service technicians increases, you'll have the skills, experience, and confidence to take advantage of those high-paying opportunities.

■ You train with and keep a Pentium® 233 PC with MMX™ technology, Windows 95, Netscape Navigator, and more. Or, you can choose an even more feature-packed system through NRI's PC Options Plan.

■ You master computer diagnostics with self-booting ForeFront Troubleshooter™ software and CD-ROM.

■ You prepare for coveted industry certification with NRI's A+ Certification Test Prep on CD-ROM.

Now you can reach us four different ways!

If the card is missing, **WRITE** to NRI Schools, 4401 Connecticut Avenue, NW, Washington, DC 20008 or **PHONE** us at 1-800-321-4634, Ext. 3255 or **FAX** us at 202-244-2047 or **VISIT** us on the Web at <http://www.mhcec.com>

GET YOUR FREE NRI CATALOG NOW!

NRI Schools

4401 Connecticut Avenue, NW
Washington, DC 20008

Check one FREE catalog only

- PC SERVICING
 - Computer Programming
 - TV/Video/Audio Servicing
 - Desktop Publishing with PageMaker
 - PC Applications Specialist
 - Networking with Windows NT
 - Bookkeeping and Accounting
 - Mastering Microsoft Office

OR GET YOUR AAS DEGREE!

- Accounting
- Business Management
- Computer Science
- General Studies

Name	Age
Address	
City	State Zip

A Division of The McGraw-Hill Companies

Accredited Member, Distance Education and Training Council

0018-0798



agencies intended to obsolete the millions of scanners now in the hands of the public. I disagree!

Those governments and agencies that have opted for trunked systems have done so primarily because trunking offers them a way of expanding their systems to achieve the most efficient possible usage of the number of frequencies available. Those who wish to monitor are easily able to do so with reasonably priced, commercially available scanners that are simple to operate.

After closer examination of the facts, trunking looks to actually be a boon to the hobby! Certainly it has

made things more interesting in my own area. In the old VHF system, each police precinct had a dispatch channel, the detectives had a channel, then there was a county-wide channel, and a car-to-car channel, plus a data channel for plate checks.

My local 14-channel trunked system offers ever so much more! Each precinct in my area now has two channels; there are two county-wide channels; two data channels; two tactical channels; ten surveillance channels; a main detective channel, plus specialized channels for robbery, homicide, intelligence, internal affairs and other

detective squads; as well as a radio-repair tech channel; and several car-to-car channels. The system is also used by the medical examiner, sheriff (two channels), district attorney (two channels), state and county park police, probation officers, and others. In other words, in just this one system, there's a lot more now to monitor than there ever had been previously. So far as I am concerned, trunking has made scanning much more interesting when it comes to my own area's public safety agencies. To those who have viewed trunking as the beginning of the end, I'd suggest thinking about it as a new beginning and hoping that it comes to your area as soon as possible!

PC-BOARD DESIGN

made easy



Why have more than 25,000 pc board designers chosen EAGLE as their layout tool?

Mainly because EAGLE is so easy to use that you can start designing your own boards within a few hours. But there are many other good reasons! Check out our Web Site for a free demo and more detailed information.

EAGLE 3.5

Schematic Capture • Board Layout
Autorouter

for Windows® 95/NT

Windows 95 and Windows NT are registered trademarks of Microsoft Corporation.



FREE Support!
No Maintenance Fee!

EAGLE Light

Board Size: 4 x 3.2 inches
2 Signal Layers
1 Sheet per Schematic

100\$

EAGLE Standard

Board Size: 6.3 x 4 inches
4 Signal Layers
99 Sheets per Schematic

398\$

EAGLE Professional

Board Size: 64 x 64 inches
16 Signal Layers
99 Sheets per Schematic

798\$

Order a FREE demo today and experience EAGLE first hand. You will be surprised!

800-856-8355
www.cadsoftusa.com

CadSoft Computer, Inc., 801 S. Federal Highway, Delray Beach, FL 33483
Hotline (561) 274-8355, Fax (561) 274-8218, E-Mail: info@cadsoftusa.com

These prices include Schematic Capture and Board Layout. The Autorouter Module is available for \$1,195.00. Pay the difference for upgrades.

WEB SCANNING

If you have access to an online computer service, it's apparently possible to listen to any District of Columbia frequency via Realaudio, so reports Randy W., of Shamokin, PA. He advises you can click on a box to listen to hams, or weather, or the airport, or enter any frequency and mode of your own choice (FM Narrow-band, FM Wide-band, AM, or USB) to monitor specific police, fire, federal, or other activities. The website URL is: <http://speed.nimh.gov/listener/ralistener.html>.

CLUB STUFF

We were sorry to learn that The Scanner Club (of New Jersey) has recently ceased operation. It was a good effort but apparently couldn't garner sufficient member support to sustain itself. A real shame.

The Radio Monitors of Maryland continues strong and has been putting out an excellent monthly newsletter for several years. For more information, write them at P.O. Box 394, Hampstead, MD 21074-0394. Their e-mail address is RBscan@aol.com.

Scanning USA has had some good looking monthly issues containing frequencies, reviews, and commentary. Their address is 2054 Hawthorne, Joliet, IL 60435; Tel. 800-651-0922; E-mail: scanusa@compuserve.com.

We invite your opinions on trunking, your loggings, frequencies, and information relating to scanning, also column ideas. Our mail address is: Scanner Scene, Popular Electronics, 500 Bi-County Blvd., Farmingdale, NY 11735 or E-mail: sigintt@aol.com. See you next month!

Think Tank

Circuits Galore

ALEX BIE

In our last column we discussed the point-contact diode, which is widely used both with integrated circuits and also as a discrete device for more conventional circuits. In this issue, we examine a similar component, but used in different applications, namely, the Schottky diode.

WHAT IS A SCHOTTKY DIODE?

The Schottky diode, or Schottky barrier diode, is an important device which is widely used in radio-frequency (RF) applications. Sometimes called the surface-barrier or hot-carrier diode, the Schottky diode possesses many similarities to the point-contact diode. In fact many of the early devices were made in the same way as a point-contact diode, although today's devices are made with totally different manufacturing techniques.

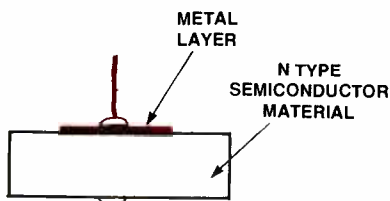


Fig. 1. Basic construction of a Schottky diode.

Unlike conventional semiconductor diodes, which consist of a PN junction, the Schottky diode is made from a metal semiconductor junction. This offers a number of advantages in some circumstances as the diode has a very low forward-voltage drop, and secondly it has a very fast switching speed. Both of these properties make them ideal for many RF applications as well as giving them uses in many other areas of electronics, as we shall see.

Simple Construction

In comparison with many of today's

("What is A...?" series by Ian Poole, G3YWX, reprinted by permission from *Practical Wireless*, Arrowsmith Court, Station Approach, Broadstone, Dorset BH18 8PW, England.)

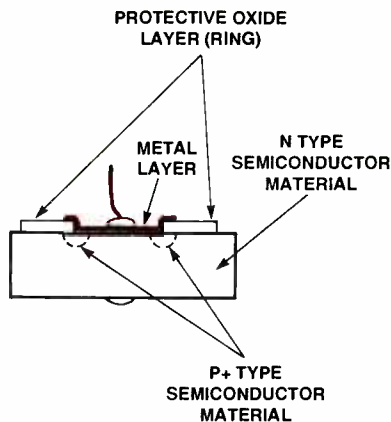


Fig. 2. Construction of a Schottky diode with an oxide guard ring.

semiconductor devices, the Schottky diode is very simple in its construction. In its most basic form, a metal layer is simply deposited onto the semiconductor, as shown in Fig. 1. On some diodes, as shown in Fig. 2, a protective oxide layer is deposited onto the silicon around the area for the metallization. This "guard ring" is often used to avoid problems with leakage and breakdown effects associated with high electric fields.

Characteristics

The Schottky diode is what is called a majority carrier device. This gives it tremendous advantages in terms of

speed, because it does not rely on holes or electrons recombining when they enter the opposite type of region, as in the case of a conventional diode. By making the devices small, the normal RC (resistance-capacitance) type time constants can be reduced, making the Schottky diode an order of magnitude faster than the conventional PN diodes. This factor is the prime reason why they are so popular in RF applications.

The Schottky diode also has a much higher current density than an ordinary PN junction. This means that forward-voltage drops are lower, making these diodes ideal for use in power-rectification applications. The main drawback of the diode is found in the level of its reverse current, which is relatively high. For many uses this may not be a problem, but it is a factor which is worth watching when using Schottky diodes in more exacting applications.

Variety of Applications

The Schottky diode is used in a wide variety of applications. It can naturally be used as a general-purpose rectifier. However, in terms of RF applications, it is particularly useful because of its high switching speed and high-frequency capability. As a result, high-performance diode ring mixers (shown in Fig. 3) almost exclusively use Schottky diodes to enable their performance requirements to be met. They

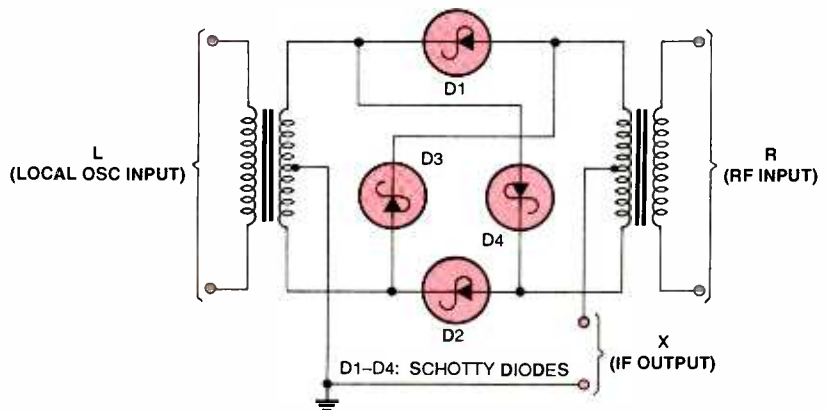


Fig. 3. A diode ring mixer.

are similarly very good as RF detectors as their low capacitance and forward-voltage drop enable them to detect signals which an ordinary PN junction would not see.

It has already been mentioned that the Schottky diode has a high-current density and low forward-voltage drop. As a result, Schottky diodes are widely used in power supplies. By using these diodes, less power is wasted, making the supply more efficient. Also this increase in efficiency means that less heat has to be dissipated, and smaller heatsinks may be able to be incorporated in the design.

The Schottky diode is used in logic circuits. Although not as common these days, the 74LS (low-power Schottky) and 74S (Schottky) families of logic circuits use Schottky diodes as a core component. The Schottky is inserted between the collector and base of the driver transistor to act as a clamp (see Fig. 4). To produce a low or logic '0' output the transistor is driven hard on, and in this situation the base-collector junction of the diode is forward biased. When the Schottky diode is present, this takes most of the current and allows the turn-off time of the

transistor to be greatly reduced, thereby improving the speed of the circuit.

The Schottky diode is also used as a fundamental building block in a number of other devices from photodiodes to metal-semiconductor field-effect transistors (MESFETs). Not only does this diode find widespread use in many applications in its own right, but it is an essential part of many other components as well.

Next month, we will continue our "What is a ...?" series with voltage-reference diodes. Now let's look at some of those interesting circuits that our readers have sent in.

AM RADIO THEREMIN

A Theremin is an unusual musical instrument that is played without touching or contact; merely waving your hand near an antenna changes the audio from silence to a low growl to very high-pitched warble. The instrument is frequently associated with weird sound effects in spooky movies, but a few pros can do amazing things with the Theremin. Theremin designs can get awfully complex; but the one in Fig. 5 is very simple because we use a standard AM radio to handle all of the mixing, detecting, and audio amplifying chores.

In operation, Q1 and Q2 are the heart of two separate Colpitts oscillators, generating clean sinewaves at 1.1 MHz. Transistor Q1 is the variable, and Q2 is the reference oscillator. When Q2's frequency is tuned, via the 7–25 pF trimmer, to exactly match Q1's frequency, the difference or beat frequency is zero, and silence results in an AM radio placed in close proximity to this circuit

and tuned to 1.1 MHz, or 1100 kHz. As your hand approaches the antenna, however, the capacitance at Q1 increases a few picofarads, lowering the frequency, producing a definite difference/beat frequency, which the AM radio makes audible. Should you live in an area having a radio station operating on 1100 kHz, then select a clear frequency for circuit operation as close as possible to this design frequency.

The circuit is simple enough to be breadboarded, but will be more stable when everything's soldered down. The 100- μ H inductors are from *Radio-Shack's* inductor assortment (273-1601), and any standard ceramic trimmer in the specified 7–25 pF tuning range should work. For the antenna, use an 8-inch piece of bare or insulated solid hookup wire, straightened out. For much greater sensitivity, use a metal sphere like a toilet tank float. Try to get NPO capacitors in the circuit if possible for better stability, and for best performance put a metal sheet under the breadboard/circuit board and circuit-ground it; this allows the two oscillators to decouple at the lowest possible difference frequency.

—Nick Cinquino, Schaumburg, IL

I can see someone having lots of fun with this circuit, Nick—especially setting it up in a dark living room and waiting for an unsuspecting person to enter. On a serious note, there have been many interesting books written on the musical aspects of the Theremin instrument. A comprehensive Theremin Web site with many links is found at www.nashville.net~theremin.

A TRUE COTS

Commonly known as a capacity-operated touch switch (COTS), this gadget has many practical applications. Amateurs, for instance, can put the sensing plate near the mike and use the touch switch as a transmit/receive switch. Install the switch's sensing plate at the front door, and you have a light-touch doorbell button. Put the sensing plate near the top of a tank or tub, and when the water level gets too high, a bell will ring.

You have an option when building the touch switch. This design includes a flip-flop (built around a 4011 quad 2-input NAND gate IC) to keep, say, a light or bell on after you remove your finger from the sensing plate. To turn the light or bell off, you touch the sensing plate

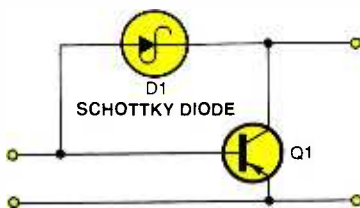
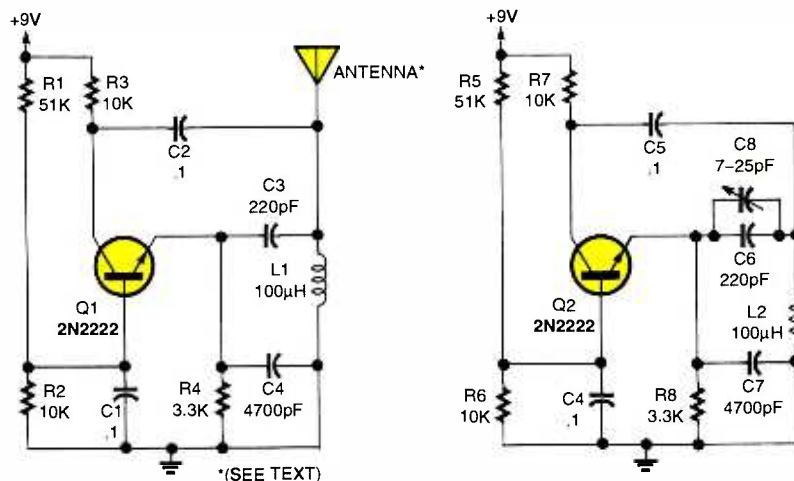


Fig. 4. Schottky clamp diode used for improved switching speed.



14 Fig. 5. Build this design for a Theremin musical instrument and listen to the weird sound effects.

a second time. If you are going to use the switch for a doorbell or a water-level alarm, eliminate the flip-flop. The doorbell then will stop ringing the instant you remove your finger from the sensing plate.

The circuit in Fig. 6 works like this: RF produced by the Q1 oscillator is coupled to the two secondary windings of choke L2. If the capacitances to ground at jack J1 and C6 are equal, voltage across the diode bridge (D1-D4) and Q2's base is at zero volts. When an antenna or sensor plugged into J1 is touched, the bridge is unbalanced and its output forward biases Q2, causing it to conduct and energize relay RY1, which drives the 4011 IC (flip-flop circuit) to control an output level.

Coil L2 is a modified 3-section 2.5-millihenry RF choke (use a *J.W. Miller* 6302, or *National* R-50, or equivalent choke). The modification illustrated in the figure inset, converts the choke into a transformer in which the center section becomes the primary and serves as the inductance in the RF

oscillator circuit. Break the wire between the sections and unwind a few turns from each section. Wires from the left and right choke sections are connected together. I have identified each wire with letters A through F and show circuit destinations. The two outer sections become the secondaries of the transformer, which couple the RF from the oscillator to the four-diode bridge.

All resistors are standard 1/4-watt, 10% units, and the capacitors are rated at 50 volts, unless otherwise noted. The power transformer, T1, is a UTC-type FT-13 with a 26-volt, 0.04-amp secondary. Relay RY1 is a SPDT-type with a 2500-ohm coil.

The first thing to do in checking out the project is to determine if the RF oscillator is working. Plug in the touch switch, and tune in an AM broadcast radio placed near the antenna, to around 800 kHz. If the oscillator is working, you'll hear it (the radio will go silent). The frequency is not critical as long as you pick it up somewhere in

the broadcast band. If you are not going to mount the switch in a metal box, plug a 3-foot wire with a 1-inch diameter plate on one end, into J1. (If you are going to mount the switch in a metal box, hold off making the following adjustment until the board is installed in the box.) Connect a meter, set to a low DC range, across test points TP1 and TP2. Using a plastic alignment tool, adjust capacitor C6 for the lowest voltage on the meter. Use temperature-compensating capacitors for C3 and C4 and 5% resistors for R6 and R7. Remember to keep wires from L2 to D1-D4 and other parts as short as possible. For convenience, mount capacitor C6 so it can be adjusted through a hole in the cabinet.

—Craig Kendrick Sellen, Waymart, PA

Nice going, Craig. I am sure our industrious readers will find many applications for this circuit. You can substitute an NTE123AP or SK3854 for the 2N3904 transistors and an NTE4011B or SK4011B for the 4011 quad 2-input NAND gate IC.

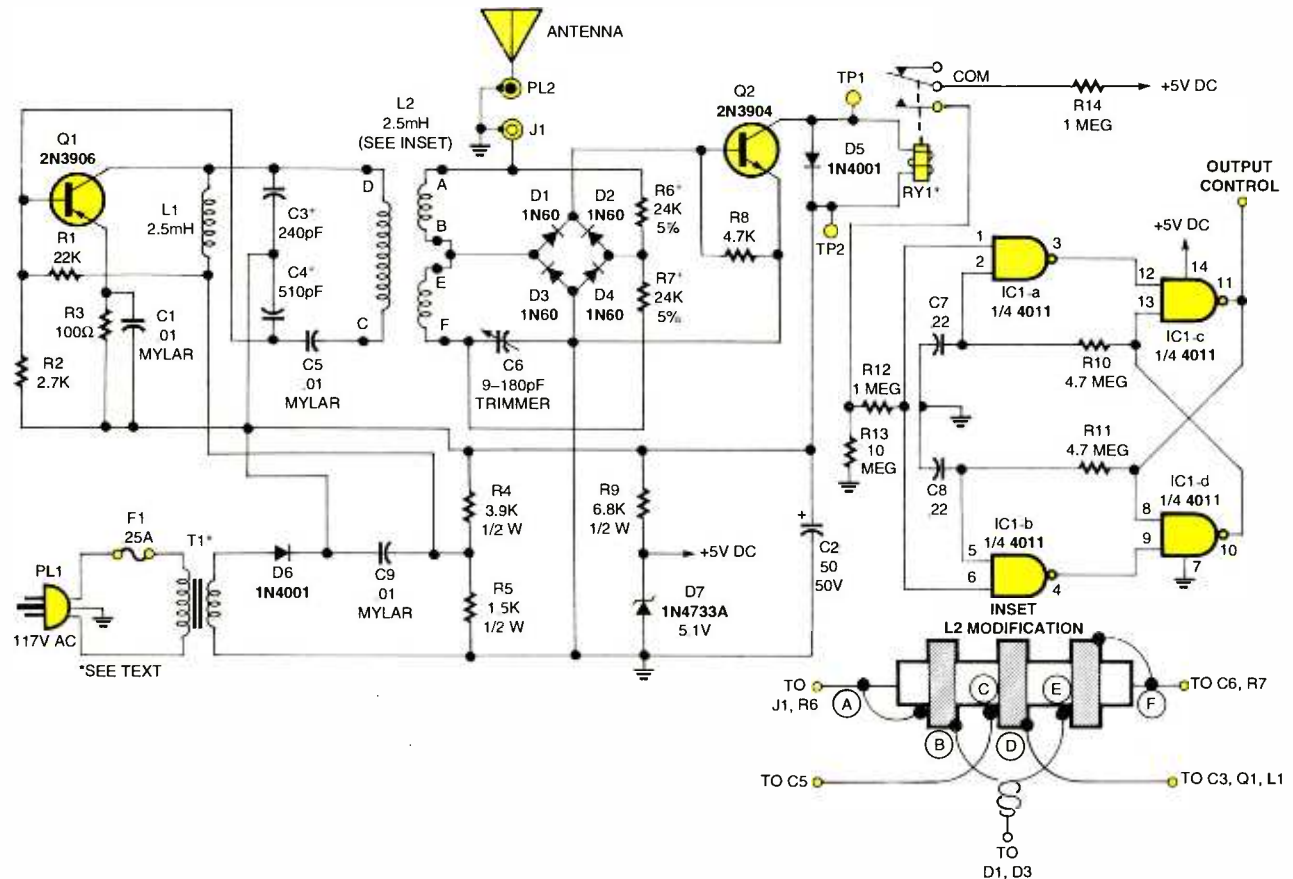


Fig. 6. The overall schematic for the carrier-operated touch switch (COTS) is shown, while the inset illustrates the modification of choke L2. This coil must be altered by breaking wires between the sections, unwinding them, and soldering the wires from the left and right windings together (points B and E).

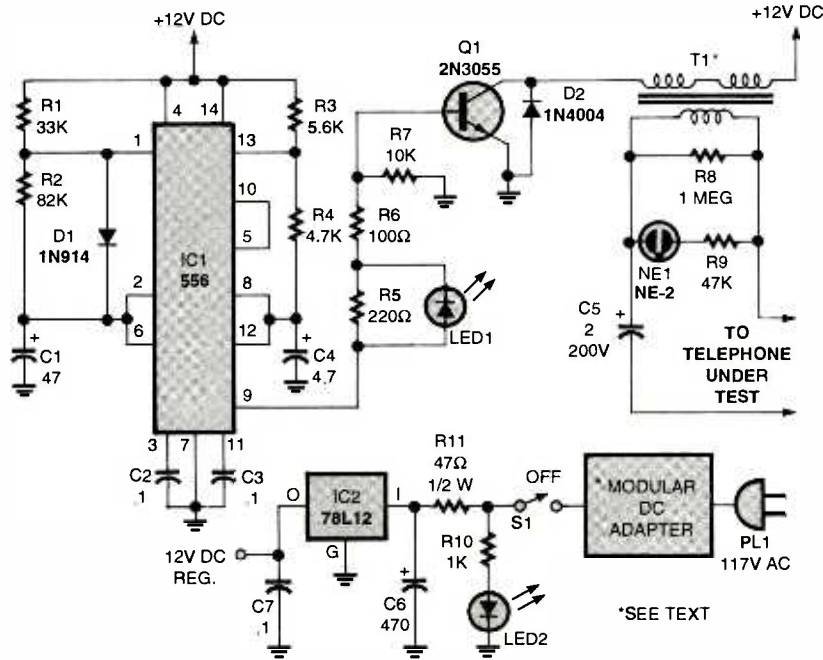


Fig. 7. Got some old telephones around? Build this telephone-ringing generator and buzz out those old phones.

TELEPHONE-RINGING GENERATOR

I had accumulated several phones—some of which I did not know would ring when called. What was needed was a test that wouldn't involve someone else calling in to check each set. The circuit shown in Fig. 7 was constructed and tested on several phones. I used a ratio of 1-second on with 3-seconds off, which outputs a 20-Hz ring of sufficient power to ring up a standard phone.

The heart of the timing circuit involves a 556 dual timer. Two 555 timers also will work. I used a transformer to step up the pulses with enough power to ring "the bells"! These are components from my junkbox. Other parts may work as well. Please use the component values shown for the timer, as this sets the correct timing sequence. All resistors are 1/4-watt units and all capacitors are rated at 50 volts, unless otherwise indicated in the figure.

This circuit draws about 0.9 amps from a 15-volt DC type modular wall supply. (The one I used was from *Hosfelt Electronics*; Tel. 800-524-6464 or 888-264-6464; part number 56-528.) Don't try to get along with less power. Be sure to mount the 2N3055 power transistor (Q1) on a heatsink. I've left

this generator on for an hour with no problem, although the transformer does get quite warm to the touch.

The transformer I used was a Magnetek Triad F-131P (*Allied Electronics*; Tel. 800-433-5700; part number 967-1071) with a 120-volt primary to dual secondary rated at 8-volts CT at 188-mA series-connected secondary. An NE-2 neon lamp is a visual indicator of power out to the phone line. LED1 at the output of the timer (IC1 pin9) shows drive to the output transistor. In setting up the timing, the output from IC1 at pin 5 should be a 1-second on, 3-second off pulse train, while the pin 9 output is similar, but with 20-Hz (0.05 ms) pulses generating the 1-second on-time signal.

One word of caution: **DO NOT plug this unit into a hot telephone line!** Also be sure to use a non-electrolytic capacitor from the transformer output to the phone jack. I hope this project will be useful to others that would like to check out some telephones to see if they ring when called.

—Roger W. Hamel, Cedarville, MI

Very useful circuit, Roger. For the 556 dual timer IC, you can substitute an NTE978 or SK3689; for the 2N3055 NPN transistor, you can use an NTE 130 or SK3027 transistor, and an NTE950 can be substituted for the 12-volt regulator of IC2.

MAILBAG, ETC.

I'm always extremely pleased to see somebody actually get some practical use out of one of my designs! I refer, of course, to the "Home-Brew Zener" by Craig Fawcett/CET of Downers Grove, IL, (December 1997, *Think Tank*). By substituting a TIP120 power Darlington for my original 2N6427 small-signal Darlington as Q2, Craig has attained high-voltage/high-power performance with this simple circuit. My design was a result of a need for a high-performance, low-voltage Zener.

My original circuit "Zener Diode Simulator" (see March 1996, *Think Tank*, page 68) was based on what is called a " V_{BE} Multiplier" effect, which uses the base-to-emitter voltage drop (0.6 volts) of Q1 as a reference. This reference generates a constant current in R1, and also R2 and R3. By changing the series resistance of R2 and R3, the voltage drop across them is varied and added to Q1's V_{BE} . Unfortunately the temperature coefficient of Q1's V_{BE} is about $-2\text{mV}/^\circ\text{C}$, and is also "multiplied" by the resistor string at about 6 volts (10×0.6 volts). For example, temperature drift would be about $-20\text{mV}/^\circ\text{C}$ —not too good for a regulator! This is why I included D1, a 1N34 germanium diode, in series with R1. As D1's temperature coefficient is similar to Q1's, and its forward voltage drop is about 1/2 of Q1's, it almost exactly compensates for drift of the constant current through R1, R2, and R3. Transistor Q2 was added to the V_{BE} multiplier to handle the load current without affecting Q1's biasing level.

—Skip Campisi, S. Bound Brook, NJ

In the circuit shown in April's column, for the project "Visible Auto-Battery Voltmeter," page 55, I believe that the component values for R1 and R2 are reversed. Potentiometer R1 should be 5k ohms, while R2 should be 1.2k ohms.

—Mike Leese, Southfield, MI

You are absolutely correct, Mike. Just a reminder, any errors uncovered in this column, verified and corrected are immediately put out on our Web site, www.gernsback.com, in the Forums link.

Well, that's about it for now. Readers this is **your** column—send those novel circuits, ideas, and comments my way. Write me—Alex Bie, *Think Tank*, Popular Electronics, 500 Bi-County Blvd., Farmingdale, NY 11735. ■

GIZMO®

RADIO'S GOLDEN AGE REDUX

GE SUPERADIO III AM/FM TABLE RADIO. Manufactured by: Thomson Consumer Electronics, P.O. Box 1976, Indianapolis, IN 46206. Price: \$60.

Video killed the radio star? No. Though no longer the dominant news and information medium that it once was, radio is still very strong. But radio manufacturers seem determined, for reasons that we can't figure out, to kill radio by making receivers that just don't deliver the performance that radio is capable of delivering. Stereo receivers and tuners today rarely approach the capabilities of those that were made in the 1970s and earlier. Take your average table radio or portable, and things just get worse. It seems outrageous that, with all of the improvements in electronics technology in the last 20 years, radio's state of the art should actually get worse.

That's why it was so refreshing to give the *GE Superadio III* a try. From the outside, the Superadio looks like your average, ordinary Clark Kent model. It measures about 12-½ inches wide, about 8-¾ inches high, and 3-½ inches deep. A slide-rule dial spans the top of the front panel. Most of the rest of the front panel is occupied by the speaker grille, which covers two drivers: a 6-½ inch woofer and 2-inch tweeter. To the right of the speaker grille is a set of three rotary controls (VOLUME, BASS, and TREBLE) and three slide switches: AFC, BAND (AM/FM), and a WIDE/NORMAL selector. The tuning knob and a headphone jack are on the right side panel, and the POWER pushbutton and FM whip antenna are



on the top. The rear panel has a battery compartment along the bottom and screw terminals for connection to external AM and FM antennas.

In general, the radio doesn't seem like anything special from its looks. But looks can be deceiving. Take the external antenna connections, for instance. They *shouldn't* be considered something extraordinary, but how many table radios or portables have you seen with *any* antenna inputs—and AM no less? That was the first indication that the Superadio III was built with some thought given to its reception performance. Embossed on the rear panel are the words "200 mm AM ferrite rod antenna." A radio bragging about something as sexy as its built-in antenna? We've never seen that before. (Incidentally, we did not attach external antennas to the Superadio during our tests because an antenna can often

have a bigger impact on reception than the receiver it's attached to, and we wanted to evaluate the radio's basic performance.)

The second indication we had that some thought went into the radio's performance was the presence of its WIDE/NORMAL switch. This switch, which works only for the AM band, changes the receiver bandwidth. We figured that it could potentially be used to reduce adjacent-channel interference by selecting a narrow bandwidth. In practice, however, we found the wide position to be virtually useless. Arguably, it could increase the fidelity of local stations by increasing the radio's bandwidth. But we used the NORMAL (narrow) position almost exclusively. The wide setting made it virtually impossible to tune in any stations between the locals. We would have preferred to have both settings a

little bit narrower.

Flipping through the "Use and Care Guide" supplied with the Superadio gave us yet another hint that the receiver was something special. "High-performance, long-range AM/FM portable radio" it's called on the front cover. "DX helpful hints" reads one of the section headings. It give three pointers. The first suggests that "although the built-in AM antenna will enable you to receive many distant stations, your reception can be improved significantly with the addition of an external AM antenna." The second says that long-distance AM reception is better at night, and the third notes that winter is better than summer because there are fewer thunderstorms. All three points are true, of course, but rarely acknowledged in consumer radios. Finally, the "Personal Station Log" in the manual, accompanied by the suggestion that "you may enjoy keeping track of distant stations you receive" made us ready to ask just how good this rather normal-looking radio is.

A couple of other things in the manual impressed us. First is a mention that service literature is available—a service manual available to consumers for a reasonable price. That's virtually unheard of today. Second is the note that "the whip antenna has been designed so that it is easily replaced in the event it is damaged." There's even an order form in the manual (\$9.10 plus \$5 shipping, handling, and insurance). Seems sort of sensible, no?

The Superadio can be powered from the AC lines or by six D cells. We used battery power almost exclusively during our evaluation. We didn't find that we had any increased interference using AC; it's just that we liked the convenience of being able to carry the radio around to different listening locations. The power cord is permanently attached to the radio, but it tucks inside the battery compartment when it's not in use so that you'll never find yourself without it. When plugged into an AC outlet, the radio automatically switches from battery power to the AC line.

So from the outside, the Superadio seems to be designed sensibly, with the emphasis on reception capability. But how does it perform in real life? To find out, we put it to work at our listening location on Long Island, New York, about thrifty-five miles east of

Manhattan. With most radios, daytime AM reception is limited to stations on the Island, those in New York City, and a handful in Connecticut and New Jersey. The Superadio received all of those normal stations just fine, and its speaker system made AM radio sound about as good as it can. But the Superadio also delivered far more stations than we're used to getting in the daytime. We picked up several Philadelphia stations (including WIP, WPEN, WFIL, WZZT, and WPHT), some New Jersey stations (including WTMR), and stations from Connecticut, Rhode Island, and Massachusetts (including WELI, WRKO, WSUV, WLKW, and WBZ).

Not all of the stations mentioned above were received with perfect fidelity, but they were all definitely listenable. With the football playoffs getting closer (as we tested this radio) I was happy to listen to the play-by-play of the Philadelphia Eagles' game against the Detroit Lions. Occasional fading wasn't too much of a hindrance.

We were impressed by the radio's ability to receive, about an hour before sunset, three stations on 800 kHz: WTMR (Camden, NJ), WLAD (Danbury, CT), and CKLW (Windsor, Ontario). This was a good demonstration of the built-in loopstick antenna's directionality—we could select the station we wanted to hear by rotating the radio to the proper direction. A little bit further up the dial, we received CHML (Windsor, Ontario) and KDKA (Pittsburgh, PA), two other stations we would not normally expect to hear at 3:30 in the afternoon.

After sunset, we went back to the radio. We could receive the stations that we would expect a decent radio to pick up. WTAM, the 50,000-watt powerhouse from Cleveland, came in just fine. We could listen to WBAL from Baltimore, WLS in Chicago, and WHAS in Louisville, KY. None of those is very surprising. Not every radio has the selectivity and sensitivity to receive them on Long Island, but we could consider any that can't to be poor, indeed. The difference with the Superadio is that it could receive those stations regularly and reliably. Plus, it could receive, without much effort, WWL from New Orleans and WHO from Des Moines. We've logged those stations before,

but rarely without an external antenna and a high priced receiver—just a lot of luck.

FM performance was equally impressive. We could basically receive the same stations that we do using an external antenna with our stereo FM receiver. The complaint here, again, was with the tuning dial's accuracy. Of course, the radio does not receive stereo. It can, however, be used with a set of stereo headphones, a decided convenience.

The black, plastic radio is hefty. When loaded with six D batteries, it weighs close to ten pounds. Despite this heft, the radio does have a feeling of cheapness to it—the flimsy plastic knobs don't inspire confidence in the receiver's capability. The slide-rule dial is, unfortunately, inaccurate, and above 1000 kHz, tuning can be somewhat difficult because of the close spacing on the dial. Perhaps we're just forgetting the days before digital tuning became the norm.

Missing from the Superadio III is a dial light, which would be a useful feature. We'd also like to see a different power switch, perhaps a slide switch instead of the top-mounted pushbutton that seemed too easy to push accidentally.

Those complaints aside, we should note that we've been listening to radio and DX-ing for about three decades, and we've used a wide variety of receivers ranging from pocket transistor radios to component stereo equipment to expensive communications receivers. But we've never come across a radio quite like the Superadio III. When propagation conditions are good, almost any radio can receive stations from hundreds of miles away. But we found that the Superadio receives DX more consistently and with better fidelity than most other radios. The Superadio III's AM performance compares favorably with communications receivers costing ten times as much or more.

In short, the Superadio is aptly named. And its price is more than reasonable—even if you pay full list. We wonder, though, why the caliber of performance demonstrated by this inexpensive radio is so rare. The technology used certainly isn't new. And if Thomson can make a \$60 radio that performs like the Superadio, shouldn't all AM/FM radios be as good?

It's Not Just Training...

"I needed a refresher in fundamentals and a piece of paper that said I had a degree. CIE gave me both."

Louis P. Briant
Senior Engineer
Sentel Corp.

"CIE allowed me to use my G.I. Bill benefits and independent study allowed me to continue my studies while deployed."

Charles Hopper
Electronics Senior Chief
U.S. Navy

"The fact that I intended to continue pursuing my Associate Degree with CIE was a key factor in being considered for my current position."

Annamaria Webster
Project Engineer
Instrumentation
Ketchikan Pup

"My associates at work recommended CIE. The lessons were structured so they were easy to comprehend."

Vincent R. Buescher
Communications Technician
AT&T

"I transferred and received my A.A.S. degree from CIE because of the good experiences I had in one of CIE's career courses."

Maurice M. Hentnorn, Jr.
Electronic Technician
The Denver Post

Independent study from CIE will give you the skills you need to win your own independence in a successful career.

At CIE, we pride ourselves in keeping pace with the latest developing technologies. In turn, this assures our students that upon graduation they can mesh seamlessly into a variety of exciting and rewarding technology-based careers.

Back in the 1930's, we specialized in teaching radio and television sciences. Today, it's computer technology, programming, robotics, broadcast engineering, information systems management, and the electronics behind it all.

But some things have not changed, like the desire of CIE's faculty and staff to see their graduates succeed.

That is why at CIE we teach not only the hands-on, practical aspects of electronics technology, but also delve into the "why" behind today's technology. Why does it work the way it does?

The insights to be gained from such a broad, rich and comprehensive

education at CIE matches or exceeds those gained through

traditional commuter institutes while providing an education schedule to match your commitments and lifestyle.

Our patented learning program is specifically tailored for independent study and backed up by a caring team of professional educators who are at your call whenever you need their help.

At CIE, we'll match our training with your background and career goals and help you decide which of the many career courses that we offer suits you best. We offer an Associate Degree Program and through our affiliation with World College a Bachelor Degree



Computer Programming



Electronics Technician

Program.

If you have the sincerity, the smarts and the desire, CIE can make it happen. CIE is already the institute of choice for many Fortune 1000 companies. Why shouldn't you be next?

...It's an Education.



1776 East 17th Street
Cleveland, OH 44114
(216) 731-9400 • 1-800-243-6446

YES! Please send me more information on:

- CIE's Associate Degree Program
- CIE's Career Courses
- World College's Bachelor Degree Program

Name _____

Address _____

City _____ State _____ Zip _____

Phone: _____

Check for G.I. Bill Active Duty Veteran

AH 120

WORD SCANNER

QUICKTIONARY SCANNING TRANSLATOR. From Seiko Instruments USA Inc. (SII), 2990 West Lomita Blvd., Torrance, CA 90505; Tel. 800-873-4508; Web: www.seiko-usa-cpd.com/cpd. Price: \$250.

Picture this: You and your significant other are sitting at a romantic bistro in Paris (or a cafe in Rome, a tapas bar in Madrid, a beer garden in Munich, a sushi bar in Tokyo). You're pleasantly tired after a day of seeing the sights, relaxing over drinks, and anticipating a delicious dinner, when you're confronted with an indecipherable menu and a waiter who doesn't speak a word of English. Time to pull out the pocket translator, and begin typing in line after line on that itsy-bitsy keyboard. Kind of breaks the mood, doesn't it?

Now picture this: Instead of an inconvenient pocket translator (or a printed bi-lingual dictionary), you pull out a handheld device that allows you to scan the words on the menu, displaying each one in turn. By passing the device over the menu, you can "read" the daily selections. Perhaps it won't impress your date as much as fluency in a foreign language would, but it does have a certain "wow" factor.

The device that you're picturing is *Seiko's Quicktionary*. The "scan and see" translator will soon be available in ten languages—Arabic, Dutch, French, German, Hebrew, Italian, Japanese, Korean, Russian, and Spanish—each translating to and from English. The French/English (which we tested) and Spanish/English models are currently selling.

The Quicktionary is about 6 inches long, 1-1/2 inches wide, and 1 inch deep, and weighs in at 3.2 ounces, without the three supplied "AAA" batteries installed. A hard-plastic protective case adds little to the weight or bulk of the unit. The top of the Quicktionary features a three-line by 20 character display that measures approximately $2\frac{3}{8} \times \frac{3}{4}$ inches. To the left of the display are an array of arrow keys, used to scroll through the text, and two keys labeled ESC and ENT. A red POWER button completes the "front-panel" controls.

The scanning mechanism is found at



the left end of the unit, shielded by a plastic cover. If you peer inside, you can see the "optical eye" mounted above the two red rollers that are used to glide the scanner over the text. Protruding in front of the rollers is a clear plastic shield with a black line down the middle, intended to help you correctly position the scanner over each word. When Quicktionary is ready to scan, a red light flashes, and the message "Ready to scan in French (or English)" appears on screen. As it scans, the red light remains steadily on; it goes off while the unit is interpreting the scanned image, and then flashes when it's ready to scan once again.

We decided not to tackle the manual right away, but to rely on the one-page Quick-Start directions to help us get acquainted with the Quicktionary. There are actually four pages of Quick-Start instructions—one each for English-speaking and French-speaking right- and left-handed users. The unit's ability to switch from right- to left-handed use is one of its more impressive features. Not only can you scan words from left to right or right to left, but when you select left-hand use from the on-screen menu, the display immediately flips upside down so that you can read it while holding the unit in your left hand, and the arrow keys reverse their directions to match the new screen orientation.

The directions appear to be simple and straightforward: Remove the cap, press the power button, place the rollers to the right of the word to be scanned, align the pointer with the center of the text, roll to scan, and lift it off the page. The scanned image will appear in the display, followed by the translation.

It's not as easy as it sounds, however, at least until you get the hang of it. It takes a while to learn just where to place and lift the rollers to get the

complete word and only that word, and how to align the scanner so that it doesn't cut off the top or bottom of the letters. The angle at which you hold the Quicktionary also affects its ability to scan properly; it can't be held perpendicular to the paper or at too sharp an angle. We also found it a bit awkward to move the scanner from right to left (the opposite of the way we read), as suggested on the Quick-Start page for righties. (According to the full manual, however, it's okay to scan in either direction.)

Almost immediately, the scanned image shows up on the display. If you've positioned the Quicktionary correctly, you'll see the full word displayed. If not, you'll be able to see precisely what you did wrong—the beginning or end, or top or bottom, of the word will be cut off, or perhaps the word will slant right off the top of the screen. In any of those cases, you'll get a "no word found" response.

If you maneuver the device correctly, the full word will be displayed. In a few seconds, the image is replaced by a dictionary-style display of the word and its meanings (however, no pronunciation guide is provided). The most common definition is listed first, followed by variations, and, in some cases, a few common phrases that include the word.

Not having much French-language material around the house or office, we first tried using Quicktionary on the French version of the Quick-Start instructions. Because our high-school French is more than a little rusty (completely erased from memory is more like it), we were glad to have the English version on hand for ready comparison.

The French directions begin with: "Otez le capuchon." Otez was defined as "remove, take away, take off, divest oneself of, doff." "Capuchon" means hood or bonnet. Not quite a direct translation from the English version: "Remove the protective cap from the tip," but close enough to convey the general idea.

The next line—"To turn on Quicktionary, press the power button"—appeared as "Pour allumer le Quicktionary, appuyez sur Power." Here, we ran into some trouble. Pour was defined as "for, because of, on account of, toward, for the sake of, in order to, so as to," and allumer as

"light, kindle, let off, light up, set alight." Appuyez was defined as "support, back, back up, espouse, stand by, substantiate, establish, shore, shore up, hold up, sustain, uphold, bear out, corroborate." But after we finished scrolling through that list, the phrase "appuyez sur" appeared, followed by the definitions: "press, push, base on, ground on, found on, found upon." The word "Power" was not recognized at all, perhaps because it is an English word adopted for French use.

In any case, with the provided definitions, the closest we could get to the proper translation would be "In order to light up the Quicktionary, press Power." Not too bad—but we already knew the correct translation. Had we simply gone word for word with the most common definitions, we'd have come up with "For light the Quicktionary, support about Power."

We then decided to put Quicktionary to the dining-in-a-French-bistro test, using a book of menus from various restaurants in New York City and vicinity. Because many of the menus described the foods in both French and English, we were able to gauge the accuracy of the Quicktionary's translations.

We began by scanning the heading "Volailles et Viandes," which Quicktionary correctly translated as "fowl, poultry" and "meat." The first entry listed was "Poissin entier au parfum de truffes, petit farci de foie gras." (Its English description was "Roasted baby chicken, truffle sauce, foie gras savoury.") Quicktionary did quite well with the first two words ("chicken" and "complete, entire, whole"), and okay with the next few ("parfum" was translated as "flavor, taste, savor, smell...," "truffes" as "truffles," and "petit" as child, kid, small child, young, young one ..."). From those words, we could figure out that it was a whole baby chicken flavored with truffles. Quicktionary ran into trouble, however, with the rest of the description. The phrase "foie gras," which means goose liver, was not represented. "Fois" was defined as liver, and "gras" as "fat, greasy, fatty." Doesn't sound very appealing, does it?

The next entree, "Medaillon et ris de veau au porto, risotto au cresson," or "Medaillon and sweetbread of veal in port sauce, watercress risotto" also suffered in the translation. "Cresson"

when scanned, was read as "tesson" and defined as piece of broken glass—something we'd prefer not to see in our risotto. "Ris" was defined as "laugh, laughter," which we certainly wouldn't have been doing if we'd expected simply medallions of veal and were also served sweetbreads (brains).

We probably would have had some good laughs at many of the translations. "Champignons sauvages" means "wild mushrooms," and "champignons" was correctly interpreted right away. The first few meanings listed for "sauvages," however, were "savage, brute, ruffian, and thug." Quicktionary misread the scanned word "rotisserie" as "rosserie," which means meanness or nastiness. This is a meal we wouldn't want to mess with!

At that point we were ready to delve deeper into the workings of Quicktionary, and opened the English-language section of the main user's manual. There we learned several interesting things. For instance, Quicktionary *does* translate phrases. You can use the cursor and enter button to define the parameters of a phrase and find the translation. Unfortunately, "foie gras" and "champignons sauvages" were not listed; nor was "fruits de mer," which we know means seafood.

On the plus side, Quicktionary had little trouble recognizing the scanned words, even though several of the menus were printed in fairly elaborate fonts. If we had come across an unscannable word (perhaps the daily specials were chalked on a blackboard, or we wanted to know what a sign in a store window meant), there are two other ways to enter it. Quicktionary comes with the "Opticard," a card sized to fit into the carrying case on which each letter of the alphabet is printed along with its corresponding bar code. First, you'd scan either "English to French" or "French to English" and then the individual letters. Actually, using the Opticard was often faster and more accurate than scanning a word. To scan the individual letters, you simply place the scanner on top of the letter until the red light dims—generally, less than a second. Then it's time to scan the next letter. When you're done, press ENTER, and the translation appears.

The second way to input words is to use the on-screen menu. Select "key

in new word" and then use the cursors to scroll through the alphabet to find the first letter. Move the cursor over, scroll again, and so on, until the word is complete. Then press enter for the translation. We can't see why anyone would go through all that bother, unless he had forgotten to pack his Omnicard.

The on-screen menu offers several other options. It is used to select French-to-English or English-to-French translations, to see a "history" of the last 75 words translated, to adjust the contrast, to change the auto shut-off time, to check the batteries, to select the menu language, to choose right- or left-handed use, and to view adjacent entries.

Once we were a bit more familiar with the workings of Quicktionary, we turned to the Internet to find something written in French, and came up with a site called "Sail the World" or "Autour du monde en bateau." Sure enough, "autour" translated as "around," "monde" as "world," "en" as "in, at, with, by," and "bateau" as "boat." The only confusion was the phrase "du monde," listed under "monde," which meant "people, folk, folks." We chose to disregard that, since we knew the site was discussing sailing around the world.

The web page opened with a quotation, attributed to P. Chatel: "Faites que le reve devore votre vie, afin que la vie ne devore pas votre reve." Word by word, Quicktionary translated it as: "Act like that fondest wish destroys (or devours) your life, so that life does not destroy your fondest dream." We already knew, from those long-ago French classes, that "ne ... pas" surrounding a word makes that word negative ("does not destroy"). "Ne", alone, means born, however, and "pas" means "step, pace, move, footstep, walk, or threshold"—which could certainly change the whole meaning. At the very end of the listing for "pas," following several phrases describing different types of footsteps and gaits, came "ne ... pas, not."

That much translating took close to a half hour.

We also managed to "read" other paragraphs on the web page. Under the heading "Les nouveaux moyens de communications" (the new means of communications), it said something along the lines of "This study demon-

strates the means of communications real and to come," which we assume is a course description of modern and future communications systems. Something called "L'ecole du bout du monde"—direct translation, "the school of a little bit of world"—we guess meant "small world." It was described (loosely translated, once again) thus: "Discover this new column on how to make (do/form) school on board a boat benevolence of the Internet."

After "reading" the page, we're still not sure if the site offered actual classes on round-the-world sailing expeditions, or perhaps on-line magazine articles. We'd hate to rely on such spotty translations in any sort of business or legal dealings, however. We also can't imagine devoting that much time to reading anything at all.

Like all other electronic language translators we've tried, Quicktionary can't translate the nuances of language. It might be useful to get the meaning of an occasional unfamiliar word, especially if you can pick the right meaning by a sentence's context. It is decidedly a cool gizmo. But, if we ever do get to take a trip to Paris, we're bringing along a phrase book, and maybe enrolling in a Berlitz course beforehand.

EYES IN THE BACK OF YOUR CAR

ULTRASONIC REARVIEW BACK-UP ASSIST SYSTEM MODEL DE35BR. From Whistler Corporation, 16 Elizabeth Drive, Chelmsford, MA 01824; Tel. 508-244-1400. Price: \$119.95.

It's been said that parents need eyes in the back of their heads to keep one step ahead of the trouble their kids get into. And, sure enough, parents develop that sixth sense that warns them to check on the kids playing a bit too quietly in the next room—they just might be coloring the walls instead of their coloring books, or actually eating the

clay "cookies" they've been baking in their play kitchen.

Parents also know that kids mean clutter—outside as well as in. Children tend to drop things wherever they happen to finish using them—like leaving a bicycle in the driveway to pick up a game of basketball, then leaving the basketball on the ground when snack time rolls around. If your family includes such a driveway litterer, having eyes in the back of your head isn't enough. You also need eyes in the back of your car to avoid crunching your kids' discarded toys when you pull out of the driveway. Some would say they had it coming for neglecting their toys, but it would be a shame to back over a \$200 mountain bike that you couldn't see out the rear window of your car.



Whistler's Ultrasonic Rearview Back-up Assist System actually allows your car to "see" what's behind it. The *Model DE35BR* detects objects or people within seven feet of your rear bumper when you're backing up, and warns you with audio and LED signals. Its real purpose is not so much to prolong the life of children's toys and paraphernalia, but to help you park in tight spaces, back up safely in poor visibility conditions, and avoid backing over people or pets. Granted, that doesn't happen often. But, tragically, it *does* happen—we've read newspaper accounts of a man backing over his wife, who was kneeling to pull weeds from the edge of the driveway, for example. It's not hard to imagine a child darting out behind a moving car whose driver just doesn't see him.

The Back-Up Assist is a two-piece

system, complete with the necessary mounting hardware and wires. The control unit measures approximately 3-3/4 x 2-3/8 x 1 inches (HxWxD). Its front panel features a speaker and four LEDs—a green power indicator and three red lights labeled 2 FT., 3.5 FT., and 7 FT. A three-position volume control slide switch is located on the left side of the unit. Two jacks are found on the bottom of the control box: one to connect the power cord, and the other to connect the sensor/detector unit.

The 3-1/2 x 1-1/4 x 1-inch detector unit has two indented areas on its front face. One houses an ultrasonic emitter; the other, an ultrasonic sensor. The weather-resistant detector unit is intended to be mounted on the vehicle's rear bumper, with the emitter and sensor facing out. Whistler has included adhesive-backed Velcro fasteners as well as brackets with hardware for bolt-down installation. An 11-foot wire extends from the back of the detector. It's plenty long enough to reach the control box, which is intended to be mounted inside the vehicle, using another piece of adhesive-backed Velcro at the juncture of the right-rear and rear windows.

The Back-Up Assist system is powered by splicing the included power wire to the wires powering the vehicle's back-up lights, and that splicing is the only "difficult" part of the installation process. In most standard cars, the wiring is found in the trunk. In many vans and station wagons, it's right inside the car, further simplifying setup.

It's a good thing that installation is so easy, because the instructions are almost non-existent. Even so, we're so accustomed to mounting any auto-electronic controls on or near the dashboard that it took a couple of readings through the very short instructions to convince us that the Back-Up Assist control box really does belong on the right-rear corner of the car. As soon as we used it, however, we realized that that is the only logical place for it: When you back up,

Gizmo is published by Gernsback Publications, Inc., 500 Bi-County Blvd., Farmingdale, NY 11735.
Senior Writers: Christopher Scott and Teri Scaduto. Copyright 1998 by Gernsback Publications, Inc.

Gizmo is a registered trademark. All rights reserved.

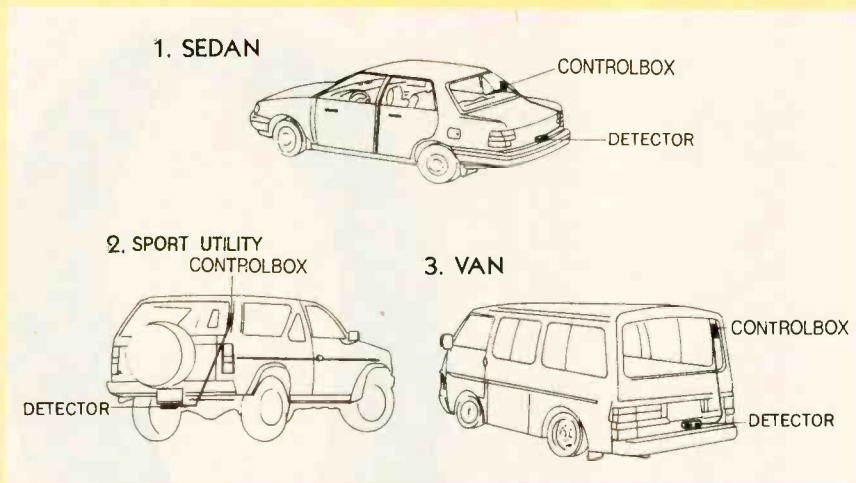


Fig. 1. The placement of the control box and detector vary slightly depending on the type of vehicle.

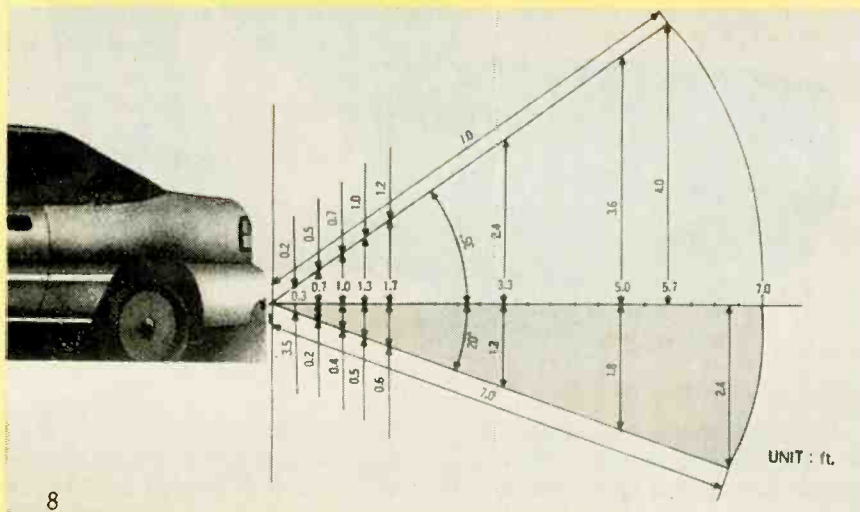


Fig. 2. A side view of the Rearview Back-Up Assist's vertical scanning angle.

you look over your right shoulder to see behind you.

With the Back-Up Assist installed, there's no need to give it any more thought than you do, say, your brake lights. The system powers up automatically whenever you shift into reverse and your backup lights are activated, and the green LED on the control unit lights up. As you approach an object, several different warnings are offered. When you get within the six-to-seven-foot range, the bottom red LED lights and a beeping sound begins. Keep backing up, and when you get to within three-and-a-half feet of the object, the middle LED also lights and the beeping turns into a chirping sound. Get within two feet, and the top red LED comes on just as the audible alarm changes again, this time to a lower-pitched beeping.

In our tests, we purposely backed up toward various objects, including a

parked car, a pole-mounted basketball hoop, and a bicycle. In each case, we stopped the car and got out to eyeball the distance each time a different alarm sounded. Sure enough, the Back-Up Assist was right on the button. There were a couple of instances in which we were sure we were about to touch bumpers, even before the two-foot warning sounded. Each time, we still had those two feet to spare.

The Back-Up Assist would certainly come in handy when trying to parallel park a station wagon on a New York City street—especially when you don't have a buddy with you to get out and "wave you in" to the spot. It might not work quite as well when you're trying to maneuver your way out of that tight spot, however, because there's a "dead zone" in the detecting range that extends out from the detector about 12 inches. So if you're really sandwiched into a spot,

the system won't warn you with lights or beeps.

In most instances, of course, you would be aware when you entered your car that another car (or large, permanent article such as a fence or a tree) was directly behind yours. That might not be the case, however, with a toy or bicycle carelessly left practically under the rear bumper.

In a more common scenario—backing up into the driveway with the rear of the station wagon piled high with groceries—the Rearview Back-up Assist was remarkably efficient at warning us that we were about to back over an unseen garbage can or bicycle. Ditto when backing out of the driveway toward a neighbor's car parked directly across the street, or when approaching a chain-link fence. We quickly became accustomed to the system, and found ourselves relying on it for a "second opinion" in some tight parking situations.

SUPER MARIO UNPLUGGED

NINTENDO MULTIMEDIA WIRELESS HEADPHONE SYSTEM MODEL NHP-W60. From Loral Group LLC, 500 Eastern Parkway, Farmingdale, NY 11735; Tel. 516-293-6900. Price: \$59.99.

Gone are the days when whole families would gather around the living-room television set, enjoying the same program together. In today's typical after-dinner scenario, you're likely to find one family member watching TV, another listening to a CD, someone playing a video game, and yet another person working or playing on a PC. And when the computer and the home-entertainment center are both found in the family room, conflicts are bound to erupt.

Your family can go a long way toward achieving peaceful coexistence by equipping one or more members with headphones, allowing them to blast MTV or play an action game without drowning out anyone else's activities. Loral Group's NHP-W60 Nintendo Multimedia Wireless Headphone System has the distinction of being the first such product to carry the Nintendo brand name. Although it's aimed at gamers, it can also be

used for unencumbered listening up to 25 feet from any video or music source.

The system consists of an infrared transmitter, the headphones, a connecting cable equipped with both RCA and mini-plugs, and a power cord. The transmitter is a black plastic semicircular disc, measuring about 3-1/2 inches at its straight side and just over 1/2-inch deep. The curved side holds the eight high-power infrared LEDs that transmit the signal to the headphones. The transmitter sits on a tilt base that can be adjusted to three different positions (up, horizontal, down). The back (straight) edge of the unit contains stereo audio-in jacks, a jack for the power adapter, and a power switch.

The headphones feature over-the-ear pads. The volume control is found at the bottom of the right ear piece, and the on/off switch is located on the left ear piece. There's a bullet-shaped, glossy black plastic piece emblazoned with the Nintendo logo extending from the adjustable headband down to each ear piece. The one on the right houses two infrared sensors to receive the signal from the transmitter. The one on the left covers the battery compartment. The headphones require two "AAA" batteries, not included.

Setup is simple. The connecting cord has a mini-plug at one end and color-coded (red and white) RCA plugs at the other. The transmitter has jacks for both. Setup depends on the outputs available on your source equipment. If your TV or PC is equipped with a headphone jack, for instance, you would simply insert the mini-plug into that and the RCA plugs into the transmitter. Otherwise, you would insert the RCA plugs into the audio-out jacks, and the mini-plug into the transmitter. Either way, it takes just a couple of minutes to install the batteries, connect to the source equipment, plug in the power adapter, and power up the transmitter and the headphones.

The very brief instruction sheet suggests that the transmitter and headphones be as close as possible to the same height. If that's not possible, tilting the transmitter works quite well. So, if your kids tend to sit on the floor in front of the TV to play Nintendo (with their necks craned at an angle that would send an adult to the chiropractor in a matter of minutes), they'll



still be able to use the headphones.

They won't, however, be able to move around the house listening to music. The Nintendo Multimedia Headphones are an infrared system—they won't transmit through walls. As long as you stay in the same room (and that room is not more than 25 feet long), you'll be able to hear everything. The infrared emitters are strong enough and broadcast over a wide enough angle that reception is ensured as long as you're in the room. Turn your head away, and reception stays clear, thanks to reflections of the signals off the walls. Step out the door, however, and the automatic mute function steps in, cutting off sound completely.

While the blurb on the box promises "sleek lightweight styling," to anyone accustomed to bud-style portable-stereo headphones, these will seem a bit hefty. They are comfortably padded, both on the ear pieces and the headband, however—and if you really get into game play, you'll hardly notice they're there.

As far as sound quality, the Nintendo Multimedia Headphones claim a fre-

quency response of 35–18,000 Hz; a signal-to noise-ratio of 60 dB; total harmonic distortion of less than 0.5%; and a channel separation of 45 dB. While we didn't use test instruments to verify those specifications, our listening tests gave us no reason to doubt them. They sounded quite good whether we were listening to music, watching a video, or playing games.

The headphones did suffer from an almost insignificant hum. It sounded like a 60-Hz hum caused, we suspect, by a noisy AC adapter. While audible with no signal input, it was totally masked by any program material.

We prefer to do our music listening through standard speakers, and generally don't find TV engrossing enough to warrant shutting out ambient sound (such as conversation with other family members). Still, these headphones performed admirably in both situations. When playing computer or video games, however, we actually preferred wearing the headphones. They gave us a greater sense of being "in" the game, surrounded by the action—and gave some peace and quiet to others around us. ■

GIZMO NEWS

FCC endorses TV rating system

On March 12, the Federal Communication Commission gave a stamp of approval to the voluntary video-programming rating system officially known as the TV Parental Guidelines, but more often referred to by the name of the technology needed to implement it: the V-chip. The rating system, which was jointly created by the National Association of Broadcasters, the National Cable Television Association, and the Motion Picture Association of America, is intended to offer "category and program-specific content indicators" that "provide parents with information that will help them make decisions about what their children should watch on television."

The FCC also revealed technical requirements for the rating system's implementation, establishing technical rules that require half of all new television sets with screen sizes 13-inches and larger to be equipped with "V-chip" technology by July 1, 1999, and all such models to include the V-chip by January 1, 2000. Personal computers that are equipped with TV tuners and appropriately sized monitors will also be required to carry the V-chip.

There are several facets to the TV Parental Guidelines. Six descriptive labels indicate a program's appropriateness in terms of a child's age and/or maturity level, and content indicators provide more specific warnings concerning sexual situations, violence, and offensive language or dialogue. The rating labels and content indicators are transmitted on line 21 of the vertical blanking interval and appear on screen for 15 seconds at the beginning of all rated programming. Broadcasters are also expected to provide rating information to newspapers and publishers of printed and electronic program guides. Finally, an Oversight Monitoring Board has been established to ensure that the guidelines are applied accurately and consistently. News, sports, and unedited MPA-rated movies are exempt from the ratings.

There are two ratings specifically for children's programming: TV-Y, for shows deemed appropriate for all children, and TV-Y7, which might contain themes and elements that

could frighten children under the age of seven. Ratings for general programming include: TV-G, suitable for all ages; TV-PG, parental guidance suggested; TV-14, contains material that many parents would find unsuitable for pre-teens; and TV-MA, for mature audiences only due to graphic violence, explicit sexual activity, or indecent language.

FCC Chairman William Kennard commended Congress "for its foresight in passing the V-chip legislation and providing leadership and guidance on this issue," and "the many children's advocacy groups and television industry groups ... for working cooperatively to produce the rating system," which he called "particularly useful for working parents who can't always be present to monitor the TV watching of their children."

In a separate statement, Commissioner Harold W. Furchtgott-Roth lauded the TV Parental Guidelines as a prudent "alternative to a government-created, government-policed scheme for judging the content of video programming." He emphasized that the FCC order "should *not* be interpreted as a basis for future governmental efforts to compel adherence to the industry guidelines." Furchtgott-Roth continued, "I salute the courage and fortitude of those programmers, such as NBC and BET, who have resisted political pressure to effectively convert these voluntary guidelines into mandatory regulations... That, after all, is what the First Amendment is all about."

Commissioner Gloria Tristani, on the other hand, was concerned that NBC and BET, by deciding not to participate in the current ratings system, "will make it more difficult for parents to program the V-chip using the Industry proposal." She expressed hope that "all video programming distributors will perceive the public interest in making the V-chip a more effective and easy-to-use tool for parents to block programming they deem harmful to their children."

Dissenting programmers are allowed to come up with their own rating systems, and the FCC encourages manufacturers to design TVs that can accommodate additional rating systems "to the extent practical." But that is a far cry from requiring TVs to provide for more than one system.

The addition of the V-chip is not

expected to significantly increase the cost of new televisions. According to a spokesman from the Consumer Electronics Manufacturers Association, the added cost to a high-end set would be "negligible," while less expensive sets might go up by \$10 to \$20.

Home wireless communications specification

A group of PC, communications, and consumer-electronics companies have formed the Home Radio Frequency Working Group (HRFWG) with the intention of developing a new specification for wireless communications in the home. The open specification, expected to be published later this year, is called the Shared Wireless Access Protocol, or SWAP, and will allow PCs, PC peripherals, and consumer-electronic products to interoperate wirelessly. The group expects the first SWAP-compatible products to reach the market in the second half of 1999.

The HRFWG—informally dubbed the HomeRF Group—includes representatives of Compaq Computer Corporation, Ericsson Enterprise Networks, Hewlett-Packard, IBM, Intel, Microsoft, Motorola, Philips Consumer Communications L.P., Proxim, Samsung Electronics America Inc., and Symbionics. It is supported by Butterfly Communications, Harris Semiconductor, Intellon, National Semiconductor, and Rockwell Semiconductor Systems.

According to Microsoft, the group's goal is "to provide the foundation for a broad range of inter-operable consumer devices by establishing an open industry specification for wireless digital communication between PCs and consumer-electronic devices anywhere in and around the home." Home-networking technologies have been hindered by the high cost and impracticality of wiring, and by the presence of several incompatible wireless communications standards.

"We believe that by establishing a wireless communications specification for the home, a new industry will be created that results in unprecedented interoperability between intelligent devices in the home," said Ben Manny, HRFWG chairman and engineering manager for residential networking at Intel's Architecture Labs. "For example, with HomeRF technol-

ogy, users will be able to spontaneously access their PCs from anywhere in the house or yard."

That's not all that consumers will be able to do once SWAP is adopted. The interface specification is expected to allow users to set up a wireless home network to share voice and data between peripherals, PCs, and new devices such as portable remote display pads; review incoming voice, fax, and e-mail messages from a cordless telephone handset; forward incoming telephone calls to multiple cordless handsets; fax machines, and voice mail boxes; use portable display devices to access the Internet from anywhere in the home or yard; and activate other home electronic systems by speaking a command into a cordless handset.

Soaring satellite rates

This past year, the U.S. Copyright Office ruled to quadruple the rate that satellite broadcasters must pay to transmit network television signals. The new rates could put an extra \$60 million a year into the pockets of copyright owners, including networks, Hollywood studios, and major league sports teams. Hardest hit are direct

broadcast satellite (DBS) companies including DirecTV, Primestar, and Echostar, who, under the ruling, must pay more than their cable rivals for the same programming.

The increased rates were scheduled to go into effect January 1, 1998. In the meantime, the DBS industry, with some help from Congress, plans to fight the ruling. Ken Johnson, a spokesman for Louisiana Representative W.J. Tauzin, Chairman of the House Subcommittee on Telecommunications, said, "The decision defies common sense. It will force consumers to pay dramatically higher rates for satellite services, and at the same time slow down competition in the marketplace."

The Satellite Broadcasting and Communications Association intends to challenge the ruling in court, and the group has asked the Copyright Office to put its decision on hold until the case can be heard by the Federal Appeals Court in Washington according to Andy Paul, SBCA senior vice president. DirecTV, along with Primestar and Echostar, also plan to challenge the ruling in court. The new rates "really will place a substantially higher financial burden on satellite

companies compared with fees cable systems pay for the exact same signals," said DirecTV senior manager of communications, Bob Marsocci.

Under the ruling, in order to retransmit programming satellite carriers must pay a monthly charge of 27 cents per signal for each subscriber. The current monthly per-signal charge for each subscriber is 6 cents for network signals, 14 cents for stations that have national rights to all of their syndicated programming, and 17.5 cents for superstations. Cable companies, on the other hand, pay not even 10 cents a month per signal per subscriber for superstations, and less than 3 cents for distant network signals. However, royalty payments are structured differently for the two industries, with cable operators paying fees based on a percentage of gross subscriber payments.

Along with the new rates, the Copyright Office also clearly stated the circumstances under which DBS companies may deliver local network signals: Only in those cases where a customer has no access to local signals either over the air or via cable. In such cases, the DBS operators do not have to pay any royalties. ■

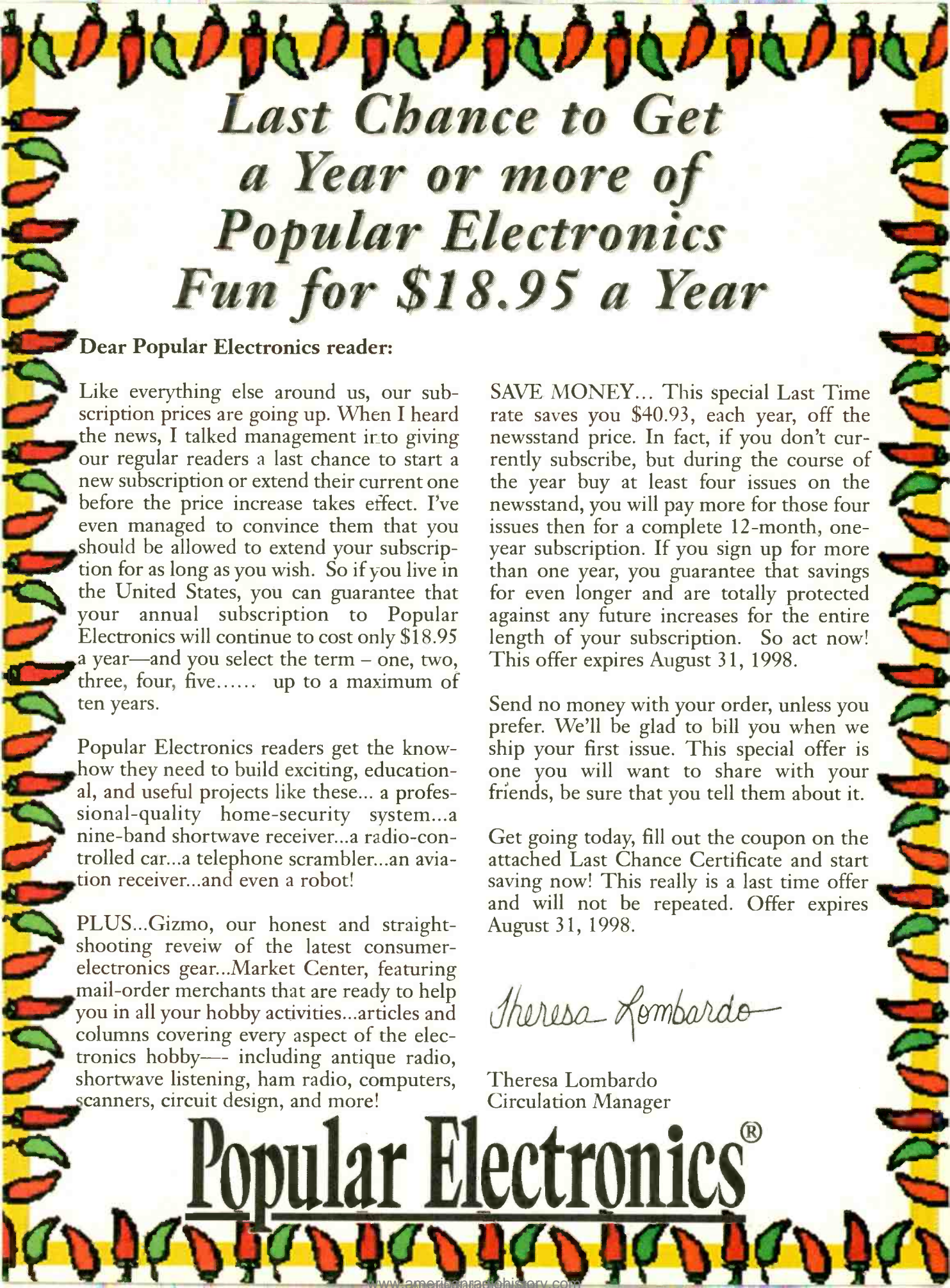
WISH LIST



**NCT Audio Products
Gekko Flat Speakers**

Chameleon Speakers

Gekko Flat Speakers from NCT Audio Products Inc. (subsidiary of Noise Cancellation Technologies, Inc., One Dock Street, Suite 300, Stamford, CT 06902; Tel. 800-278-3526; Web: www.nct-active.com) feature patented Flat Panel Transducer technology that evenly disperses high-quality sound from a unique, flat enclosure designed for wall mounting. The resulting "Sweet Space" means that the music sounds just as good from every seat in the room, as opposed to one precise "sweet spot." Less than two inches in depth and framed in sleek wood cabinets, the speakers are available in three sizes: 9 × 11, 11 × 14, and 18 × 24 inches. If desired, the speaker grille can be popped off and replaced with a custom grille featuring any of hundreds of art-print selections. The ArtGekko Collection of replacement grilles includes full-color, high-resolution, digitally printed reproductions, ranging from fine art to celebrity and movie posters, from children's prints to photography. You can even purchase a replacement frame in simple wood or more ornate gold or pewter styles. Prices vary widely depending upon configuration. Bundled 11 × 14-inch speaker options, for instance, range from a three-speaker "home theater upgrade to existing stereo speakers" (without subwoofer) for \$500 to a complete five-speaker plus subwoofer home-theater system for \$2000. ■



Last Chance to Get a Year or more of Popular Electronics Fun for \$18.95 a Year

Dear Popular Electronics reader:

Like everything else around us, our subscription prices are going up. When I heard the news, I talked management into giving our regular readers a last chance to start a new subscription or extend their current one before the price increase takes effect. I've even managed to convince them that you should be allowed to extend your subscription for as long as you wish. So if you live in the United States, you can guarantee that your annual subscription to Popular Electronics will continue to cost only \$18.95 a year—and you select the term – one, two, three, four, five..... up to a maximum of ten years.

Popular Electronics readers get the know-how they need to build exciting, educational, and useful projects like these... a professional-quality home-security system...a nine-band shortwave receiver...a radio-controlled car...a telephone scrambler...an aviation receiver...and even a robot!

PLUS...Gizmo, our honest and straight-shooting review of the latest consumer-electronics gear...Market Center, featuring mail-order merchants that are ready to help you in all your hobby activities...articles and columns covering every aspect of the electronics hobby—including antique radio, shortwave listening, ham radio, computers, scanners, circuit design, and more!

SAVE MONEY... This special Last Time rate saves you \$40.93, each year, off the newsstand price. In fact, if you don't currently subscribe, but during the course of the year buy at least four issues on the newsstand, you will pay more for those four issues then for a complete 12-month, one-year subscription. If you sign up for more than one year, you guarantee that savings for even longer and are totally protected against any future increases for the entire length of your subscription. So act now! This offer expires August 31, 1998.

Send no money with your order, unless you prefer. We'll be glad to bill you when we ship your first issue. This special offer is one you will want to share with your friends, be sure that you tell them about it.


Get going today, fill out the coupon on the attached Last Chance Certificate and start saving now! This really is a last time offer and will not be repeated. Offer expires August 31, 1998.

Theresa Lombardo

Theresa Lombardo
Circulation Manager

Popular Electronics[®]

One scientist's vision revolutionizes the hearing industry, benefiting millions of people...



Crystal Ear® uses sophisticated electronics to provide affordable, cosmetically-pleasing and easy-to-use hearing amplification.

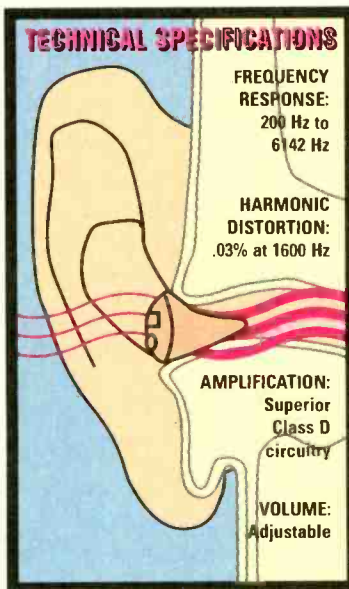
by Harold Sturman

One day a friend asked my wife Jill if I had a hearing aid. "He certainly does," replied Jill, "Me!" After hearing about a remarkable new product, Jill finally got up the nerve to ask me if I'd ever thought about getting a hearing aid. "No way," I said. "It would make me look 20 years older and cost a fortune." "No, no," she replied. "This is entirely different. It's not a hearing aid...it's Crystal Ear!"

No one will know. Jill was right. Crystal Ear is different—not the bulky, old-styled body-worn or over-the-ear aid, but an advanced personal sound system so small it's like contacts for your ears. And Crystal Ear is super-sensitive and powerful, too. You will hear sounds your ears have been missing for years. Crystal Ear will make speech louder, and the sound is pure and natural.

I couldn't believe how tiny it is. It is smaller than the tip of my little finger and it's almost invisible when worn. There are no wires, no behind-the-ear devices. Put it in your ear and its ready-to-wear mold fits comfortably. Since it's not too loud or too tight, you may even forget that you're wearing it! Use it at work or at play. And if your hearing problem is worse in certain situations, use Crystal Ear only when you need it.

A fraction of the price. Hearing loss is the world's number-one health problem, but in



Innovative, breakthrough technology solves common problem...

Hearing loss, which typically begins prior to teenage years, progresses throughout one's lifetime. Nearly 90 percent of people suffering the type of loss Crystal Ear was designed for choose to leave the problem untreated. Crystal Ear is now available to help these people treat their hearing loss with a small and very affordable Class I in-the-canal hearing amplifier.

most cases it goes completely untreated. For many millions of people, hearing devices are way too expensive, and the retail middlemen want to keep it that way. What's more, treating hearing loss the old retail way can involve numerous office visits, expensive testing and adjustments to fit your ear. Thanks to Crystal Ear, the "sound solution" is now affordable and convenient. Almost 90% of people with mild hearing loss, and millions more with just a little hearing dropoff, can be dramatically helped with Crystal Ear. Plus, its superior design is energy-efficient, so batteries can last months, not just weeks.

You'll feel years younger! Wear Crystal Ear indoors, outdoors, at home and at work. Crystal Ear arrives ready to use, complete with batteries, two different fitting sleeves, a cleaning brush and even a carrying case. Crystal Ear is a breakthrough advance in the hearing device field. It is made in the USA, using state-of-the-art micro-manufacturing techniques that cut costs dramatically—savings that we can

pass on to you. The conventional companies, domestic and foreign, don't like that! **Don't be fooled by high prices.** No hearing device, no matter how expensive, can eliminate background noise, despite claims by the manufacturers. Crystal Ear does not promise miracles—just an affordable, sound solution to many common hearing problems.

DON'T TAKE OUR WORD FOR IT...

"My father spent over \$5000 on another brand. I showed him my Crystal Ear, he tried it, and he decided it worked better than his brand, even though it was a small fraction of the cost!"



—A satisfied Crystal Ear user

"Over 32 million Americans experience some loss of hearing. Though most cases go untreated, over 90 percent of these people would be disappointed to learn from their doctor that there is no medical or surgical cure. There is, however, an effective treatment: electronic amplification."

—Dr. Dale Massad, MD

Risk-free. Try Crystal Ear and hear what you've been missing. It comes with a 90-day manufacturer's limited warranty as well as our risk-free home trial. If you're not satisfied, return it within 30 days for a full refund.

Crystal Ear®:

Three credit-card payments of \$99.95 \$12 S&H If not purchasing a pair, please specify right or left ear.

Please mention promotional code 3461-12988

For fastest service, call toll-free 24 hours a day

800-992-2966



comtrad industries
2820 Waterford Lake Dr., Suite 102
Midlothian, Virginia 23113

COMPARE CRYSTAL EAR AND SEE THE DIFFERENCE

	MOST IN-CANAL BRANDS	CRYSTAL EAR
Require fitting	Yes	No
Require testing	Yes	No
Battery life	160 hours	320 hours
Impact resistance	Average	Excellent
Whistling/feedback	Frequent	Limited
Telephone use	Yes	Excellent
Retail price	\$1,000-2,000	\$299.85

Product Test Report

Aiwa XP-SP1200 Portable CD Player

STEPHEN A. BOOTH

Usually, portable compact-disc players aren't the best musical companions for jogging, gymnastics—or even a bumpy bus ride. It doesn't take a lot of g-force to make the laser pickup do a digital imitation of a phonograph tonearm. Environmental conditions are yet another drawback. Moisture in the form of rain, condensation, or perspiration can be murder on electronics components. Even on a sunny day at the beach, there's salt air and spray to consider—or sand and grit that have a way of getting into the tiniest openings.

For the outward-bound, Aiwa's Cross Trainer series of water-resistant portable audio products offers the opportunity to make CD music a moveable feast (the company also offers cassette players and arm-band or headphone radios). The Aiwa *XP-SP1200 Cross Trainer Portable CD Player* featured here is virtually immune to skipping induced by motion, owing to its Electronic Anti-Shock System (EASS). This stores 40 seconds of music in a buffer memory—adequate time for the laser pickup to recover and find its place without apparent interruption in what you hear.

As for ambient conditions, this weather-resistant player isn't submersible for snorkeling or scuba diving, and it probably isn't the brightest idea to take it on a surfboard or in the shower. But the gaskets for its access ports and the membrane seals for its controls will keep out topical moisture and debris (there are even press-fit plugs for the AC-input and headphone jacks, and the headphone is water-resistant too!).

Meanwhile, sweaty palms aren't likely to lose grip of the Cross Trainer, thanks to its tactile, rubberized surface. Add to this some rugged good-looks: an overall black and purple color scheme with emergency-orange accents for the buttons, compared with the gray-yellow combo found in most outdoors electronics.

Utility and convenience—including



Aiwa XP-SP1200 Cross Trainer Portable CD Player

battery life—are the strong suits of the XP-SP1200. It'll run up to 12 hours on a pair of AA alkaline or rechargeable batteries, though just two hours with the juice-thirsty memory of the EASS feature. Performance-wise, it's no better or different than most headphone portables—which don't have the specs or pedigree of tabletop home CD players. In the accompanying table, you'll find the test results of electrical measurements (using the CBS CD-1 standard test disc) from the Advanced Product Evaluation Laboratory (APEL), an independent testing facility in Bethel, Connecticut.

FEATURES AND EVALUATION

Besides the EASS, which works exactly as promised, there are other likeable features to the XP-SP1200. These include its three-LED (green-orange-red) battery-life indicator. When the red indicator illuminates, it's time for a fill-up—no foolin'! It means Empty, not Extra.

To swap those batteries, you have to open the gasketed disc compartment, which houses the battery reservoir and thereby eliminates a potential entry port for moisture. You'll also find two switches under the hood for functions you probably won't change often—the DSL and Resume features. The latter instructs the player to pick up playing wherever it left off, in the event you pause or stop play. DSL, for Dynamic

Super-Linear bass, offers two levels of enhancement for low frequencies.

If you use rechargeable batteries (e.g., the 1.2-volt NiCd at 600 mA), you can charge them right in the player. To this end, Aiwa includes an AC-to-6-volt DC transformer. Ironically, no batteries of any kind are packaged with the player, probably because Aiwa (unlike Panasonic, Sanyo, Sony, or even Kodak) isn't in the battery business. This could be disappointing if you first open the package on an airplane, or on Christmas morning. By the way, to conserve the batteries, the Cross Trainer has an auto-off function that shuts off power two minutes after programmed play ends.

Most controls on the XP-SP1200 are pretty typical—volume, pause/standby, forward and reverse search, repeat play, and stop. You can program up to 24 selections in any order, by using the forward and reverse buttons then hitting the DISPLAY/ENTER key to make your choice. Random play is also possible, whereby the Cross Trainer shuffles the cards and deals. In this mode, though, you can't search back to previously-played tracks.

PERFORMANCE

Reading between the lines of APEL's measurements should allay most people's concerns about damaging their hearing from excessively-loud headphone listening with the XP-SP1200. Even at the highest volume settings, this portable doesn't play very loud.

As you can see, APEL's measurement for Total Harmonic Distortion doesn't go beyond 4 kHz. According to the lab, the player's level didn't get high enough to yield a meaningful measurement at 8 kHz (output to the headphones is just 418 mV). It doesn't take any reading between the lines to realize this means the XP-SP1200 has very narrow dynamic range—frequency response was down 7 dB at 20 Hz (although the player can compensate at the bottom end with its two levels of

TEST RESULTS

AIWA XP-SP1200 CROSS TRAINER PORTABLE CD PLAYER

Brand: Aiwa
Model: XP-SP1200
Price: \$180 suggested retail

Output Voltage (@ 0 dB, 1 kHz)

Left: 418 millivolts
 Right: 415 millivolts

Frequency Response (20 Hz to 20 kHz): -7.00 dB to +0.12 dB

Signal-to-Noise Ratio ("A" Weighted): 78.0 dB

Total Harmonic Distortion + Noise (@ -10 dB)

Frequency	THD (%)
31 Hz	0.096
1 kHz	0.073
4 kHz	0.128
8 kHz	—

Wow & Flutter: Unmeasurable

Channel Separation (re: 0 dB, 1 KHz):

Left: 59.0 dB
 Right: 67.2 dB

De-Emphasis Error:

Frequency	Error (dB)
1 kHz	0.0
4 kHz	0.08
16 kHz	0.0

Linearity Error (@ 1 kHz):

Signal Level (dB)	Error (dB)
0	0.0
-10	-9.7
-20	-19.7
-30	-29.9
-39.99	-39.8
-49.97	-49.5
-59.94	-56.6
-70.31	—
-80.77	—
-90.31	—

Linearity Error with Dither (@ 1 kHz):

Signal Level (dB)	Error (dB)
-70.31	Too Low
-80.77	Too Low
-90.31	Too Low
-100.0	Too Low

ADDITIONAL DATA:

Short Access Time (Track 1 to 2): 1.85 seconds
 Long Access Time (Track 1 to 21): 4.79 seconds
 Power Requirements: 2.5 watts
 Dimensions (H x W x D, inches): 1-³/₈ x 5-¹/₂ x 6-¹/₂
 Weight: 13-¹/₂ ounces

DSL electronic bass-boost).

Otherwise, signal-to-noise is typical of portables, though a far cry from the 100 dB you might get from a home player. Channel separation is adequate

for headphone use, where the output is in such near proximity to the ears compared with diffusion that would occur in a room setting with loudspeakers. Meanwhile, the Cross Trainer's 8x

FEATURES CHART:


- 40-second anti-shock buffer memory
- Water- and debris-resistant construction
- Water-resistant headphone
- Rubberized exterior surface
- Three-LED battery life indicator
- 12-hour playback (without anti-shock)
- User-programmable track play
- Automatic random-play (24 tracks)

oversampling and 1-bit digital-to-analog (DAC) converter excel in the areas of de-emphasis and linearity error. Test results for each rival tabletop players, although this unit's low level means there wasn't much linearity error to measure beyond -59.94 dB.

That's where the only significant shortfall (3.34 dB) occurs. The test for linearity error measures whether the player's DAC translates each of the 65,536 possible digital codes on the CD to its exact frequency and level. Although an error of 3 dB is considered to be audible, it probably won't be with the XP-SP1200 owing to the player's low output level.

CONCLUSION

Because deployment in the field is the Cross Trainer's reason-to-be, comparing specifications with home CD players isn't valid. And to do so isn't even fair to tabletop machines—in one area of performance. Not many would play without skipping as the XP-SP1200 did when subjected to some rude handling, including APEL's 36-inch drop test, where the EASS memory proved its worth. Further information can be obtained by contacting Aiwa America, Inc., 800 Corporate Drive, Mahwah, NJ 07430; Tel. 800-BUY-AIWA; Web: <http://www.aiwa.com>; or circle no. 100 on Free Information Card. ■



"It's my TV course from 'All America School.' The parts are Korean; the computer, Japanese; and the manual, French!"

ELECTRONICS LIBRARY

ARRL NET DIRECTORY, 1997-1998 EDITION

from The American Radio Relay League

This directory shows amateur radio nets that have been registered with the ARRL. It primarily covers nets that are of interest to amateur-radio operators in the U.S. and Canada. World-wide coverage nets and maritime service nets are also featured, as are National Traffic System Area and Region Nets. One focus of the directory is toward public-service oriented nets that support the ARRL National Traffic System (NTS) and the Amateur Radio Emergency Service (ARES).



All nets are in alphabetical order. In state listings, VHF nets are recorded first, followed by HF nets. The wide-coverage nets are sorted by frequency bands. As an additional guide, registered HF (150- to 10-meters) are sorted by frequency in ascending order in the Net Frequency List. The lists provide the net name, frequency, days the net meets, the time of meeting, and net manager.

Also included are a time conversion chart, instructions on how to write and send formal ARRL NTS messages, and an explanation of Q signals.

The ARRL Net Directory costs \$4 and is published by The American Radio Relay League, 225 Main Street, Newington, CT 06111-1494; Tel. 888-277-5289 or 860-594-0200; Fax: 860-594-0259; Web: www.arrl.org.

CIRCLE 90 ON FREE INFORMATION CARD

NOW HEAR THIS! ELECTRONIC EAVESDROPPING EQUIPMENT DESIGN

by Winston Arrington

Electronic eavesdropping equipment is covered in depth in this 126-page revised edition. This book contains 117 schematic diagrams along with explanatory text. A thorough knowledge of electronics is essential for constructing this equipment, including knowing how to build projects from a schematic.



The introduction gives an overview of surveillance techniques and presents an extract from Title III, the law on wiretapping and electronic surveillance. Each chapter starts with a discussion of the theory behind the transmitters and explains their advantages and disadvantages. The last chapter, written by Kevin Murray, an expert in the field, discusses counter-surveillance techniques and counter-measure-detection equipment.

Plans are given for 29 crystal-controlled transmitters of all types, 35 room-surveillance transmitters—both battery-powered and plug-in—and 32 telephone devices. Schematics for phantom zero subcarrier transmitters, infrared units, and high-impedance recorder activators are also included.

Now Hear This! costs \$65, plus shipping, and is published by Sheffield Electronics Co., P.O. Box 377940, Chicago, IL 60637-7940; Tel. 773-324-2196.

CIRCLE 91 ON FREE INFORMATION CARD

1998 GENERAL CATALOG

from Contact East, Inc.

Filled with hundreds of new test instruments and tools for engineers, managers, technicians and hobbyists, this 284-page catalog features products from brand-name manufacturers for testing, repairing, and assembling electronic equipment.



New product highlights include Fluke's redesigned 70 "Series III" DMMs, Tektronix' TDS "600 Series" digital real-time oscilloscopes, and Metcal Rework Stations. There is also a full selection of DMMs, portable and benchtop digital storage scopes, custom tool kits, power supplies, EPROM programmers, soldering and desoldering equipment, breadboards, heat guns, measuring tools, adhesives, precision hand tools, and reference books. Also included are their popular lines of communication test equipment, ESD protection products, ozone-safe cleaners, magnifiers, inspection equipment, workbenches, and tool cases.

The General Catalog is free upon request from Contact East, Inc., 335 Willow Street, North Andover, MA 01845; Tel. 978-682-2000; Fax: 978-688-7829; Web: contacteast.com.

(Continued on page 63)

BooksNow To order books in this magazine or, any book in print. Please call anytime day or night: (800) BOOKS-NOW (266-5766) or (801) 261-1187 ask for ext. 1456 or visit on the web at <http://www.BooksNow.com/popular-electronics.htm>.

Free catalogs are not available.



Philips Audio Compact Disc Recorder

Play, or create and record audio programs to writable and rewritable CDs.

Create your own CDs. That is the one thing CD fans have been waiting for—the ability to record onto blank CDs. With the Philips CDR870 Audio Compact Disc Recorder jacked into your system, you can record high-quality audio CDs from both analog and digital sources. Now you can establish your own personally-edited library of CDs, mixing and matching your personal favorites in the sequence you want to hear them. Take from hundreds of sources and record those you wish onto one or more CDs. Of course, if you revert back to listening to albums, the CDR870 will play all your prerecorded CDs. Just chose your source and press play or record. The CDR870 can also write and read both CD-R (CD Recordable) and CD-RW (CD Recordable-Rewritable) media.

The CDR870 is designed to fit the dimensions of most stackable audio systems. Installation and setup for the CDR870 is simple and straightforward. In fact, it is comparable to the installation of any consumer CD-player or cassette deck. Connectivity is provided for analog, digital, and optical data transfer from a preamplifier or direct from a CD player, DCC recorder, DAT recorder, or digital broadcast satellite receiver. Should you require help, the User Manual is adequately illustrated to assist you.

Operational Controls and Display.

The front-panel controls are ample for total control of the unit, yet simple enough to understand. The remote control supplied with the CDR870 provides more detailed control over the CD's playback. Additional features on the remote control include a number pad for precise track selection and forward/reverse search buttons. The User Manual



Philips CDR870 Audio Compact Disc Recorder

makes understanding the controls and LED display simple, despite the display's apparent complexity.

Recording. Recording is done in real-time, and the typical CD recordable media can store up to 74 minutes of audio. The audio quality during playback is remarkably brilliant, even when recording from an analog tape source. Caution must be taken not to exceed the recommended recording level, otherwise distortion can easily occur during playback. Once the disc is full or you're finished recording, the disc must then be "finalized." Finalizing a disc takes approximately two minutes, and it is an easy process. You must finalize a CD-R disc in order to play it on any conventional CD player.

There are some pitfalls. CD-RW media can only be read on CD-RW devices or on newer multi-session CD-ROM drives. Also, only the last recorded track can be erased on a disc that has not been finalized. (i.e. to erase track 6 of 8, you must first erase track 8, then 7 and then track 6). This characteristic discourages dumping many recordings on the CD media and then trying to edit the contents from beginning to end. However, planning ahead will greatly eliminate unneeded editing. Should you want to erase the entire disc, that is a simple procedure requiring two presses of the Erase button. However, be careful should you want to erase only the last track, which requires only one press of the Erase button.

Normal Care. The CDR870 (like other audio components) requires cleaning of the external surfaces from time to time. Slightly moisten a piece of chamois leather with water and wipe the surfaces clean. Do not use cleaning agents containing alcohol, spirits, or abrasives.

CDs require care, and the presence of fingerprints or smudges on the disc surface will not directly affect the recorded signals but, depending on the degree of contamination, the brightness of the reflected signal may be reduced sufficiently to degrade the sound quality. Keep the shiny surface of the disc clean. Use a soft lint-free cloth and always wipe the disc in a straight line from center to edge. Never use cleaning agents intended for conventional records, and never use detergents or abrasive cleaning agents.

When writing on the printed (label) side of a CD, use a soft, felt-tipped marker. Never use a hard-tipped pen (such as a ball-point). This may damage the recording.

Conclusion. After copying a few songs for the first time to a writable CD, the reviewer seriously considered selling off his cassette recording equipment before the market prices fell. Writing to CDs is a whole new experience, and the Philips CDR870 is the perfect tool for that task. The suggested retail price is \$649.00. And with a street price expected to be lower, the CDR870 is a worthy addition that will make your audio system complete. Further information can be obtained by contacting Philips Electronics, 64 Perimeter Center East, Atlanta, GA 30346; Tel. 770-821-2400; Web: <http://www.philips.com>; or circle no. 120 on Free Information Card. ■

Build the E.Z. SIGNAL GENERATOR

Popular Electronics®

July 1998

Add this easy-to-build, wide-range, function generator to your bench-top troubleshooting arsenal for a fraction of the cost of commercial units!

SKIP CAMPISI

If you enjoy experimenting with analog circuitry such as audio, communications, instrumentation, and other such circuits, you'll agree that a good, wide-range signal generator is a necessity. By now you've realized that commercial units are rather expensive.

A decent function generator usually lists for about \$175 and up, depending on how many "bells and whistles" are added to the basic unit. But the *E.Z. Signal Generator* described in this article can be assembled for less than a third of the cost of commercially available units, and still provide equal range coverage!

The usual monolithic (single-chip) function generator designs, which provide sine-, triangle-, and square-wave outputs, were discarded in favor of this design. Monolithic chips only provide clean waveforms up to about 200 or 300 kHz, and the sinewave output is quite tricky to smooth out even over that limited range.

The design presented here—built around discrete, high-speed amplifiers—achieves much better results. All three waveforms are clean over a range of 10 Hz to 2 MHz, and the output is variable from zero to ± 10 volts, while supplying up to 25 mA or more. The unit has five basic ranges, which can be varied from $\times 0.1$ to $\times 2.0$ of full-scale. A specially-designed sinewave converter provides

very clean sinewaves over the entire range of the generator.

About The Circuit. A schematic diagram of the E.Z. Signal Generator is shown in Fig. 1. The frequency-generating portion of the circuit is built around five ICs—an LT1016 ultra-fast comparator (IC1), an LF351 JFET op-amp (IC2), three LM6361 high-speed op-amps (IC3-IC5), and a batch of passive components. That keeps circuit operation simple and fault-free.

In the frequency-generating circuit, IC1 (which has a response time of around 10 nanoseconds) is configured as a hysteresis amplifier. Note that IC1 has two outputs Q and \bar{Q} (at pin 7 and pin 8, respectively, which are TTL-compatible

complementary outputs). A pair of resistors, R3 and R4 (tied to the Q output of IC1 at pin 7) provide positive feedback to IC1's non-inverting input at pin 2. As the TTL complementary outputs were not intended to drive resistive loads, a snubber circuit (composed of R2 and C7) was added to control voltage spikes on the square-wave outputs.

As the TTL levels of the square wave are fixed at about +3.5 volts (high logic level) and +0.3 volts (low logic level), IC2 (the LF351) is configured to provide a reference level of +1.9 volts (half way between the TTL levels) for the rest of the circuit.

The square-wave output of IC1 is applied to R8, a 500-ohm, linear-



S1 RANGE SETTINGS					
POSITION	1	2	3	4	5
FREQUENCY	100 Hz	1.0 kHz	10 kHz	100 kHz	1.0 MHz

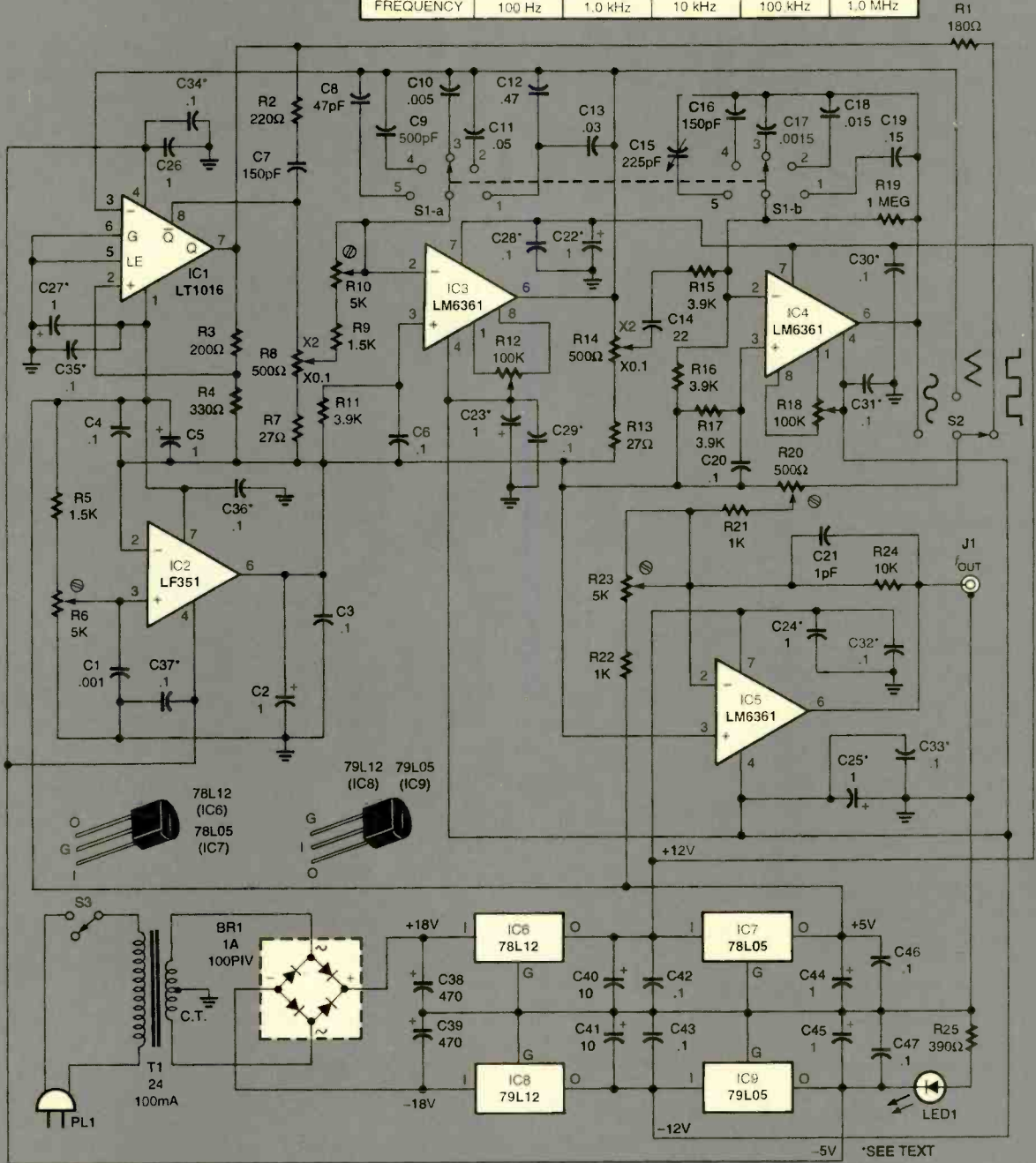


Fig. 1. The E.Z. Signal Generator is built around nine ICs—an LT1016 ultra-fast comparator (IC1), an LF351 JFET op-amp (IC2), three LM6361 high-speed op-amps (IC3-IC5), and four fixed-voltage regulators (IC6-IC9)—a full-wave bridge rectifier (BR1), a 24-volt, 100-mA transformer, an LED, and a batch of passive components.

taper slide potentiometer that is used as a frequency-multiplier control. At its minimum setting, R8 produces a multiplying factor of $\times 0.1$, which increases linearly to $\times 2.0$ at its maximum setting. The attenuated square-wave output of IC1 is

applied to IC3 (an LM6361 high-speed op-amp), which is configured as an integrator. The integrator produces a triangle-wave output that swings from +2.9 volts down to +0.9 volts. The output of IC3 at pin 6 is fed back to the inverting input of IC1 at

pin 3. Together IC1 and IC3 form a classic hysteresis/integrator function generator. Using the +1.9 volt as a reference, the square-wave output is now ± 1.6 volts and the triangle-wave output is now ± 1.0 volt. Switch S1-a is used to select the full-scale

frequency range of the circuit (100 Hz, 1 kHz, 10 kHz, 100 kHz, or 1 MHz).

The triangle-wave output of IC3 is fed through R14—a 500-ohm, linear-taper, slide potentiometer that is “ganged” with R8 (the frequency multiplier)—to IC4 (another LM6361), which is also configured as an integrator. The second integrator shapes the triangle wave into a parabolic type of waveform with an amplitude of ± 1.0 volt.

That pseudo-sinewave is actually very close in shape to a true sinewave, and the harmonic distortion is comparable to that produced by single-chip monolithic function generators. The zero-crossings are slightly steeper than a sinewave, with the maximum excursions being slightly rounder. However, the waveform is absolutely smooth over the entire frequency range, unlike monolithic circuitry, which is highly dependent on frequency.

Note: Capacitor C14 (the 22- μ F input capacitor for IC4) must be a *bi-polar* electrolytic unit. That type of unit is rated for continuous AC voltage, as opposed to *non-polarized* units, which are rated for intermittent duty only.

Switch S1-b, which is ganged with S1-a (RANGE SELECT), selects the proper integrating capacitor. As already stated, R8 and R14 are potentiometers that are ganged together. A standard dual-ganged rotary potentiometer could have been used here, but in the author's experience, the taper matching between both sections leaves something to be desired.

The sinewave output of IC4 remains at a constant level (as the frequency multiplier is varied) when the tapers of R8 and R14 track together. Fortunately, slide potentiometers track extremely well due to their mechanical construction. Thus, it is worth the extra effort to mount and gang the units.

The three waveforms are fed to switch S2 (FUNCTION), which is used to select the signal that's fed to IC5 (the final LM6361). That amplifier is configured as an inverting amplifier and has a gain of -10 . The output of IC5 is level-shifted down from the $+1.9$ -volt reference so that the output waveforms are now symmetrical about circuit ground. That allows

maximum output-voltage swings from zero to ± 10 volts, which is controlled by R20 (the AMPLITUDE CONTROL).

From R20, the selected waveform is fed through R21 to the inverting input of IC5. Resistor R23 allows precise adjustment of the output symmetry. Capacitor C21 (a 1-pF unit) is used to compensate for the cable capacitances seen by IC5's input and the output appearing at J1. Any standard BNC cable assembly less than 3 feet long is suitable for the output.

Power-supply bypassing is a very important consideration for high-frequency amplifier performance—IC3-IC5 are 50-MHz amplifiers with 300-volt per microsecond slew rates. To keep those ICs stable and functioning properly, supply-lead inductance has to be dealt with.

Those amplifiers switch at such high speeds that any lead inductance produces glitches in the supply lines, which can enter the amplifiers and be transmitted from one IC to another, causing false signals to be amplified and appear as outputs. The cure for that problem is to connect capacitors from the power-supply terminals of each IC to ground. Because of their small physical size, 0.1- μ F monolithic ceramic capacitors (C28 to C37) are ideal for this application. Note that there are also several 1- μ F tantalum units (C22 to C27) as well.

The circuit is powered from a fairly conventional supply circuit comprised of a full-wave bridge rectifier (BR1), four fixed-voltage regulators (IC6-IC9), 10 capacitors (C38-C45), a 24-volt 100-mA transformer, an LED, and a resistor (R25). The power supply is a simple arrangement of ± 12 -volt regulators directly driving ± 5 -volt regulators. Note that IC1 and IC2 require a ± 5 -volt supply, while IC3-IC5 require a ± 12 -volt supply.

Construction. The author's prototype of the E.Z. Signal Generator was assembled in two parts on separate experimenter's boards: one board contains the signal-generating circuitry, while the other contains the power supply. The circuit was assembled in that manner to avoid the problems that might crop up in this type of device when printed-circuit

construction is used. The long traces typically found on printed-circuit layouts would present too much stray inductance and capacitance for the generator to function properly. The two sections were then interconnected through appropriate lengths of hook-up wire.

All of the components required for the circuit are affordable and readily available. The semiconductors are available from Tech America (800-877-0072) or Digi-Key (800-344-4539). The passive components are available from Mouser Electronics (800-346-6873), among many other sources.

The first step in construction is to assemble S1, the range switch. Start by cutting a 5-inch length of #22 (or #24) tinned solid bus wire. Bend $1/8$ -inch hooks in each end of the wire. Form the wire into a $1\frac{1}{2}$ -inch diameter hoop, using a C-cell battery or similar round object as a form. Lock the hooks together to complete the hoop.

The capacitors specified in the Parts List for C8-C13 and C16-C19 should be radial-lead units. Start by soldering one lead of C12 to lug 1 of S1; the body of C12 should point straight back from the rear of S1 with its free lead outside of S1's circle of lugs. (Keep all of the leads about $1/4$ -inch in finished length.) Next install C19 at lug 7 of S1 in a similar manner.

Bend small hooks in the remaining leads of C12 and C19 and install the $1\frac{1}{2}$ -inch bus hoop on the hooks, concentric with S1's body. The hoop should end up on the same plane as S1's lugs. Position the hoop's connecting joint between lugs 1 and 11 on S1; the joint will be removed later.

Now add C11 to lug 2, C10 to lug 3, C9 to lug 4, and C8 to lug 5. Bend hooks into the remaining leads of C8-C11, and capture the hoop with them. Install C13 in parallel with C12. Now add C18 to lug 8, C17 to lug 9, and C16 to lug 10. If needed, add short lengths of #22 bus wire to C15, the trimmer capacitor, and install it at lug 11. Capture the hoop with hooks in those capacitors' remaining leads.

Make sure to solder all of the joints after checking the installation. When satisfied, cut the piece

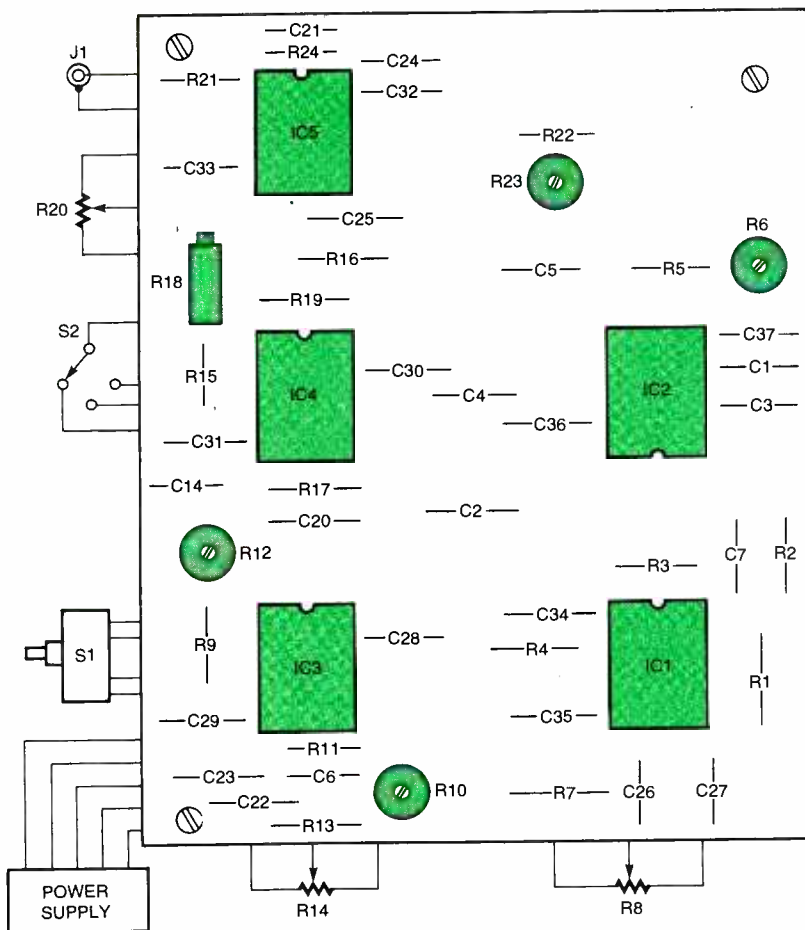


Fig. 2. The E.Z. Signal Generator was assembled on two protoboards: one for the signal-generating circuitry and the other for the power supply. Although the circuit was assembled on protoboard, the circuit layout, nevertheless, should conform to certain design conditions. Shown here is a general layout for the board-mounted components of the signal-generating circuitry of the project. Also shown are inter-board connections between the power-supply and signal-generating boards

of hoop out containing the connecting joint located between lugs 1 and 11. Also, cut out the piece of hoop located between lugs 5 and 7. That produces two "half-arcs" of bus wire, with C8-C13 connected to one section, and C15-C19 connected to the other section. That completes the wiring of S1.

Now take the signal-generating board and examine its foil side. You'll notice two sets of interlocking foil buses spaced on 0.1-inch centers, drilled with holes every 0.1 inch. Surrounding those bus lines are columns of 3-hole foil pads. Figure 2 shows the general locations for board-mounted components of the signal-generating circuitry of the project (as well as inter-board connections).

Install five 8-pin DIP sockets in the approximate locations shown, but

do not solder them in place yet. The sockets for IC3, IC4, and IC5 should straddle one pair of bus lines, with their pins located in 3-hole pads. The sockets for IC1 and IC2 should straddle a different set of bus lines. An additional pair of bus lines should run between the two columns of sockets. Position the sockets so that there are at least three or four unused 3-hole pads between them; "dry" fit some of the larger passive components to assure proper spacing. Once satisfied, remove the passive components and solder the DIP sockets in place.

The portion of the bus that runs beneath the sockets must be isolated from the rest of the bus pattern; the isolated bus portion will be used for the supply voltages required by the ICs. Isolating portions of the

buses can easily be accomplished; simply select a hole in one end of each bus where the bus lines connect together, and increase the size of the hole by drilling it to 1/8-inch diameter. That effectively breaks the foil connection, thereby isolating the desired bus section. Once this task is complete, there should be an isolated pair of bus lines under each column of DIP sockets. Select one bus line from the pair running between the DIP socket columns, and isolate it in a similar manner. The latest isolated bus will be used as the 1.9-volt reference bus. All the remaining (unused) bus lines should be connected together and used as the power-supply ground connection.

Next install 0.1- μ F bypass capacitors (C28-C37) at the supply terminals of each DIP socket. The +V terminal of IC1 is located at pin 1; its -V terminal is located at pin 4. The +V and -V supply terminals for the remaining ICs are located at pins 7 and pin 4, respectively. Install C28 at pin 7 of IC3 as follows: Drop one lead into the 3-hole pad connected to pin 7, and the other into the adjacent hole in the ground bus between the socket columns. Don't confuse that bus with the 1.9-volt bus next to it! Solder both leads and cut off the excess lead from the ground connection. Bend the excess lead from the 3-hole pad connection directly over pin 7 and insert it into the adjacent hole in the +12-volt bus running under the socket. Solder the connection. In a similar fashion, install C29 at pin 4 of IC3. Use the outside ground bus this time, with the 3-hole pad connection going to the -12-volt bus. Install C30-C37 in a similar manner at their respective DIP socket terminals, paying attention to the pinouts and supply voltages.

Install the remaining passive components on the board, carefully connecting the components associated with each IC socket one at a time; *i.e.*, connect all of IC1's support components (guided by Fig. 1) before moving on to the next IC's components. Start with the larger components, such as trimmer potentiometers and large capacitors, fitting in the smaller parts around them. You can mount

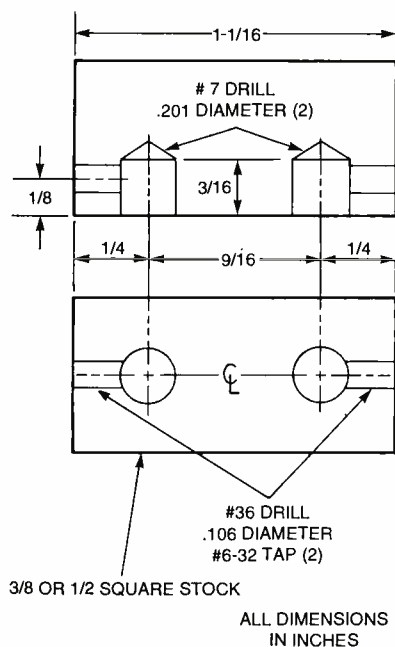


Fig. 3. The technique used by the author to fabricate the custom-knob that was used to gang the slide arms of the two frequency-multiplier potentiometers (R8 and R14) is shown here. Other methods can be used to accomplish the same task.

parts and jumpers on the foil side of the board when necessary. Use #22 tinned bus wire (insulated where necessary) for inter-component connections. If it becomes necessary to run more than one component lead into a single hole, widen the hole by drilling it open with a #55 (0.052-inch) drill bit. One thing to keep in mind when wiring the circuit is to keep all leads as short and direct as possible—and **do not** bundle unshielded wires together!

Leave a hole open for each inter-connection between the board and the front-panel controls. Using #22 stranded, insulated hookup wire, install 6-inch lengths in the appropriate holes for connection to the off-board components. If possible, use color-coded wires to help relieve the confusion. The three input lines to S2, taken from the sine-, square-, and triangle-wave outputs, are made using small diameter coaxial cable (such as RG-174). The center conductors are connected between S2 and the output pins on the board. The coax shields are only connected at one end: the +1.9-volt bus strip. Another coaxial cable connects R20 to the board, with the cable's center conductor connected between R20's wiper and R21 on the board, and the shield connected to the

+1.9-volt bus and the appropriate lug on R20.

The last shielded cable connects J1 (the output jack) to pin 6 of IC5. The shield is used to connect J1's ground lug to the board's ground bus. Cut the five cables to about 8 inches and install them on the board. Once all of that is done, double check all the component connections, and pay particular attention to component polarities. Use a magnifier to check for cold solder joints and solder bridges. When satisfied, install IC1-IC5 in their sockets with the proper orientation and set the board aside.

Now turn your attention to the quadruple-output power supply. Like the signal-generating circuitry, the power supply was assembled on a section of experimenter's board. That board, as was the case with the signal-generating board, has a pair of foil buses running down its center. Tie those buses together at several points; they will be used as a ground bus. If a miniature transformer is used for T1, it can be mounted directly to the board. Solder all components directly to the board, including the semiconductors, using short leads. LED1 will be mounted on the front panel. Connect two 6-inch leads to the board—one at the ground terminal and the other at the -5-volt output of the power supply. Those leads will be used to connect LED1 to the board. Connect a 6-inch lead to the board for the five power supply outputs: +12-, -12-, +5-, -5-volt outputs, and ground. Color-coded #22 wire is highly recommended for this operation. Twist all five of the wires together in a bundle. Add another twisted pair of 6-inch leads to the board for the 117-volt AC inputs.

Once the power supply is finished, it's time to select an enclosure in which to house the generator. The author's prototype was housed in a 2³/₄- (H) × 5¹/₄- (W) × 5-inch plastic enclosure. When selecting an enclosure, make sure that there is enough panel space for the panel-mounted components. Once a suitable enclosure has been selected, the next step is to lay out the front panel. Start by determining the location for the slide controls, and then drill four 1/₈-inch mounting holes for the

potentiometers, spaced 1³/₄-inch apart vertically, and ⁹/₁₆-inch apart horizontally. Cut an 1¹/₁₆ × 1¹/₂-inch rectangular hole centered between them. That clears the way for both of the slide control arms. To hide the large cutout, a bezel can be fabricated from thin, flexible sheet of plastic. The author used 1³/₄ (W) × 2¹/₁₆ (H) × 1/₃₂-inch (thick) section of clear plastic that was mated with a file card cut to the same size. Mounting holes corresponding to the four 1/₈-inch mounting holes were drilled in the front panel for the potentiometers.

Once the bezel has been cut to the proper size, drill four ³/₃₂-inch holes ⁹/₁₆-inch apart horizontally and 1¹/₂-inch apart vertically centered between the four 1/₈-inch bezel-mounting holes. Lay a metal straight-edge along the outside edges of two of the ³/₃₂-inch holes spaced at 1¹/₂ inches. Using a hobby knife, cut away the ³/₃₂ × 1¹/₂-inch piece of material between the two ³/₃₂-inch holes, forming a slot. Repeat the procedure for the other pair of holes. The slots allow full movement of the control arms. For best results, drill and cut the entire bezel at the same time. When that's complete, prepare a multiplier scale on the file card part of the bezel. The scale is composed of 20 index lines, with each line spaced 1/₁₆-inch apart. That gives a total scale length of 1³/₁₆-inches, which is equal to the "throw" of the slide potentiometers specified. The 20 lines indicate multiplier factors of ×0.1-×2.0.

Now comes the tricky part—ganging the two slide-control arms. There are several ways of accomplishing that feat. One method is to simply glue two standard slide control knobs together. Other methods of accomplishing that task include drilling a hole through each slide arm and connecting them with a 1/₂-inch spacer, or to fabricate a custom dual-slide knob as the author did.

Figure 3 outlines how the author handled custom-knob fabrication. Starting with a bar of plastic or aluminum about 1¹/₁₆-inches long and 1/₂-³/₈-inch square, drill two holes ⁹/₁₆-inch apart (centered on the bar) and ³/₁₆-inch deep, using a #7 (0.201-inch) bit. Drill another hole

PARTS LIST FOR THE E.Z. SIGNAL GENERATOR

SEMICONDUCTORS

- BR1—1-amp, 100-PiV, full-wave bridge rectifier
IC1—LT1016 ultra-fast comparator, integrated circuit (Linear Technology)
IC2—LF351 JFET op-amp, integrated circuit (National Semiconductor)
IC3, IC4, IC5—LM6361 high-speed op-amp, integrated circuit (National Semiconductor)
IC6—78L12 positive 12-volt, 100-mA, fixed-voltage regulator, integrated circuit
IC7—78L05 positive 5-volt, 100-mA, fixed-voltage regulator, integrated circuit
IC8—79L12 negative 12-volt, 100-mA, fixed-voltage regulator, integrated circuit
IC9—79L05 negative 5-volt, 100-mA, fixed-voltage regulator, integrated circuit
LED1—Light-emitting-diode, any style or color

RESISTORS

(All fixed resistors are 1/4-watt, 5%, carbon-film units.)

- R1—180-ohm
R2—220-ohm
R3—200-ohm
R4—330-ohm
R5, R9—1500-ohm
R6, R10, R23—5000-ohm, single-turn trimmer potentiometer
R7, R13—27-ohm
R8, R14—500-ohm, linear-taper, slide potentiometer, 30mm (Mouser #312-9100-500)
R11, R15, R16, R17—3900-ohm
R12—100,000-ohm, single-turn, trimmer potentiometer
R18—100,000-ohm, multi-turn, cermet, trimmer potentiometer
R19—1-megohm
R20—500-ohm, panel-mount, linear-taper potentiometer
R21—1000-ohm
R22—12,000-ohm
R24—10,000-ohm
R25—390-ohm

CAPACITORS

- C1—0.001- μ F, monolithic-ceramic
C2, C5, C22—C27, C44, C45—1- μ F, 25-WVDC, solid-tantalum electrolytic
C3, C4, C6, C20, C28—C37, C42, C43, C46, C47—0.1- μ F, monolithic-ceramic
C7, C16—150-pF, 5%, mica
C8—47-pF, 5%, mica
C9—500-pF, 5%, mica
C10—0.005- μ F, 5%, polyester
C11—0.05- μ F, 5%, polyester
C12—0.47- μ F, 5%, polyester
C13—0.03- μ F, 5%, polyester
C14—22- μ F, bi-polar, electrolytic (Mouser #140-BPRL5OV22)
C15—2-25-pF (or nearest value) trimmer
C17—0.0015- μ F, 5%, polyester
C18—0.015- μ F, 5%, polyester
C19—0.15- μ F, 5%, polyester
C21—1-pF, ceramic-disc
C38, C39—470- μ F, 25-WVDC, aluminum electrolytic
C40, C41—10- μ F, 25-WVDC, solid-tantalum electrolytic

ADDITIONAL PARTS AND MATERIALS

- J1—Panel-mount female BNC jack
PL1—AC line cord with molded power plug
S1—DP5P panel-mount, non-shorting, rotary switch
S2—SP3P panel-mount, non-shorting, rotary switch
S3—SPST 1-amp, 120-volt AC miniature toggle switch
T1—24-volt, 100-mA, center-tapped, step-down transformer
Experimenter's board (RadioShack #276-168 or similar), low-profile IC sockets, 2 3/4 x 5 1/4 x 5 inch (or larger) plastic enclosure, knobs, spacers, #22 bus wire; #22 stranded hook-up wire, RG-174 (or equivalent) coaxial cable, spacers, hardware; solder, etc.

Note: All semiconductors are available from: Tech America, P.O. Box 1981, Fort Worth, TX 76101-1981 (Tel. 800-877-0072) or from Digi-Key (Tel. 800-344-4539). All passive components are available from: Mouser Electronics (Tel. 800-346-6873).

to the corners of the signal-generating and power-supply boards. Dry fit the panel-mounted components to the panels and drop both boards into the enclosure. Shift the boards around to determine the orientation that provides sufficient board clearance, while keeping the leads between the signal-generating board and the panel-mounted components as short as possible. **Note:** The power-supply board and components should be kept separate from the signal-generating board to prevent distortion from entering the signal path. Once the best location has been determined, mark the board locations (using the boards as templates) in the cabinet and remove everything from the cabinet. Drill mounting holes in the cabinet, and permanently install all of the panel components and control knobs.

Place the boards (mounted on spacers) back into the enclosure. Connect the panel-mounted components to the circuit board(s), being sure to keep all leads and cables as short as possible. Connect one conductor of a 117-volt AC line cord to the primary of the transformer and the other conductor in series with the power switch and the AC input to the power-supply board.

Connect the five output leads of the power supply to the signal-generating board. The ± 12 -volt leads should go to the power buses located under IC3-IC5, and the ± 5 -volt leads should go to the buses located under IC1 and IC2. Connect ground lead to the ground bus.

Then drop the boards back in the cabinet and connect all of the other leads to the panel components. Double check all connections and, once satisfied, permanently mount both boards in the enclosure.

Setup and Calibration. The E.Z. Signal Generator can't be expected to function properly unless it is provided with the proper supply voltages, so check the operation of the power supply first. Using a DVM, check for the proper voltages at the power-supply terminals of IC1-IC5. There should be ± 5 volts at

(Continued on page 64)

into each end of the bar, 1/8-inch from the edge, breaking through the #7 holes, with a #36 (0.106-inch) bit. Tap the two #36 holes with a #6-32 thread tap. Install a #6-32 x 1/4-inch set-screw in one hole, and a #6-32 x 1/2-inch set-screw in the other hole. The 1/2-inch screw acts as the scale indicator. To use the knob, the control arms of the potentiometers must be cut so that when mounted they extend 7/16-inch from the front panel. Dry fit the

potentiometers, bezel, and knob to the front panel to check for smooth operation. The knob's set-screws must be locked tight. Once you're satisfied, remove the assembly.

Next, locate and drill the mounting holes on the front panel for S1, S2, R20, J1, and LED1. Label the front panel as needed. After that, drill holes on the rear panel of the enclosure for a line cord grommet or strain relief and the power switch.

Connect 1/2- or 3/4-inch spacers



SCANeR AND TRACS

With all the emphasis today on building better, safer motor vehicles, Renault is marketing affordable driving simulator software—which places drivers in realistic, not fictitious driving situations.

For years flight simulators have been used in the development of new aircraft and in the training of new pilots, as well as maintaining the proficiency of seasoned aviators. Now, driving simulators are being used by automakers like France's Renault in their quest to develop a safer motor vehicle. However, unlike most other automakers, Renault is marketing its driving simulation software commercially, and it is quite affordable, at least by the standards of sophisticated, interactive software that runs on high-end workstations.

Some may wonder why driving simulators are only now beginning to appear, while aircraft simulators have been around for decades. The reason for the lag is that the challenges for automotive simulators are quite different from those for flight simulators. In addition, aircraft-simulator hardware is not directly transferable to driving simulators, because the feel of a car or truck in contact with the road surface is vastly different from that of an aircraft flying through the air. For that reason, the very expensive

BILL SIURU

hydraulically-actuated platforms used to provide realistic cockpit motion are not directly appropriate for automotive simulators.

Further, because a driver is much closer to objects outside the cab than a pilot in the cockpit is to airborne objects, driving simulators usually have to respond more rapidly to control inputs. Likewise, the visual displays of the outside environment have to be more detailed, realistic, and faster than for an aircraft. Then there is the matter of economics. Because aircraft are much more expensive than cars and trucks, and carry far more passengers, the stakes in terms of both human lives and financial costs are abundantly higher for an aircraft crash as opposed to a highway accident.

SCANeR. Renault, through its software partner, CISI, is now marketing a lower-cost alternative to much more complex and expensive, dynamic-driving simulators. SCANeR—which stands for *Simulateur de Conduite*

Automobile Normalise en Reseau and translates to "Standardized Driving Simulator Operating within a Network"—is a software package made up of several independent modules as shown in Fig. 1. Among the modules that make up the package are a real-time driving simulator, a sound generator, a 3D-visual extension, a traffic generator, a configuration interface, and an instructor interface.

To help keep costs down, the driving simulator software is connected to an actual vehicle cockpit. For instance, at the CISI center in Rungis near Paris, the simulator uses a Renault 19 sedan with all the standard features except for an engine. The simulator has also been hooked up to other Renaults, as well as BMWs, Volvos, and Rovers. Inputs from the vehicle to the simulator include the application of the brake and clutch pedal (for manual transmissions), accelerator, steering wheel, and gearbox.

When mounted on a low-cost, electric-motor-driven platform, SCANeR can simulate the motion of a four-wheel vehicle with 15-degrees of freedom—three chassis

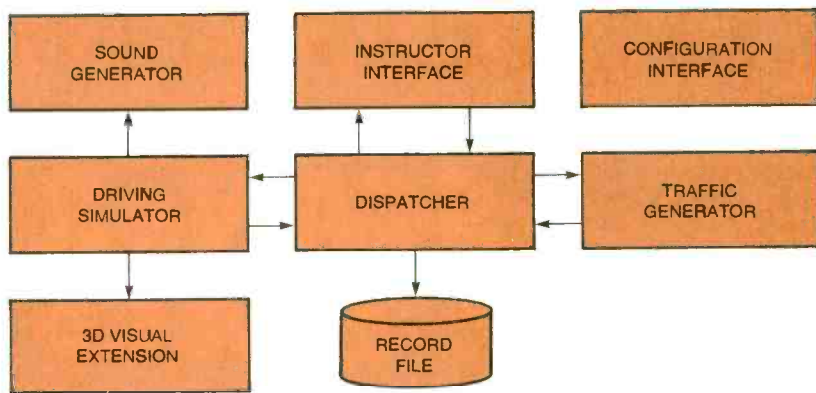


Fig. 1. Renault's SCANeR software package is comprised of several independent modules including a real-time driving simulator, a sound generator, a 3D-visual extension, a traffic generator, a configuration interface, and an instructor interface.



Shown here are the components of the SCANeR 5.0 simulator software package.



42 Shown here is a view from the Renault 19 in the SCANeR driving simulator.


coordinates (x, y, z), three Euler angles (heading, pitch, and roll), four vertical wheel translations, four wheel speeds, and engine rpm. SCANeR can also simulate skids by modeling the contact between the tires and road.

SCANeR uses real-time, computer-generated images to place the driver in a realistic, but fictitious driving situation. For example in the CISI simulator set-up, three images are projected from three different angles to provide a 140° view of the road. The software also provides special effects, including nighttime driving, fog conditions, and traffic signals. Graphic cards can be added to improve the texture and realism of the computer-generated images. SCANeR also produces sound effects that include the engine at different rpm rates, rumbling and tire sounds, surrounding traffic, a gong or horn, and even a crashing windshield.

When interfaced with a traffic generator, SCANeR can control about 50 surrounding vehicles. Scenarios can include driving in file, lane changing, merging and passing, navigating intersections, and toll payment. The basic SCANeR 5.0 car driving simulator costs 80,000 French francs (about \$16,000). For the full package with all the options added, the bottom line is 250,000 francs (about \$50,000).

SCANeR has already been used for several applications. One of the first users was the Transport Research Laboratory in England for research into traffic engineering, design, ergonomics, and road safety studies. SCANeR has also been used to evaluate various intelligent vehicle/highway technologies, like obstacle detection, distance control, and vehicle-to-infrastructure communications, as well as to study new instrument-panel layouts. Possibilities in driver-behavior research include the effects of drugs, tiredness, sleepiness, and the way disabled drivers drive.

TRACS. By now, truck drivers in Europe have begun to train on TRACS (TRuck And Coach Simulator)—a SCANeR technology that has been developed as part of the European EUREKA intelligent high-



Realistic traffic images are generated by the SCANeR software. Note that the road display, aside from the usual frontal view of traffic ahead, also simulates traffic to the side of the vehicle, producing a very realistic driving environment.



Shown here is the TRACS cockpit used for simulated training of professional truck drivers.

ways and vehicles program. The aim of TRACS is to reduce traffic accidents involving trucks through better training for professional drivers.

In France, trucks account for 15% of the fatal accidents, even though they represent less than 2% of the vehicles on the road. Those statistics have to be tempered by the fact

that truckers travel many more miles and since trucks are much heavier, fatalities are more likely in car-truck encounters.

TRACS is a sophisticated, interactive simulator that puts the driver in realistic traffic and weather situations. That includes both common driving hazards and those that are rarely encountered in real life, such as a sudden bend in the road, a patch of dense fog, or black ice; the vehicle in front suddenly stopping or changing lanes; or the shifting of the truck's load. TRACS allows drivers to be put into realistic and dangerous situations without putting them in real danger.

With TRACS, the drivers sit in a realistic truck cab with the usual steering wheel, throttle, brake, clutch, instrumentation, and other controls. He or she views the computer-generated virtual scene of the road and other traffic through the windshield. The TRACS' computer database includes several miles of varying roads and adjacent landscapes on which the driver can practice. The instructor, located at a computer workstation, specifies the kind of road and traffic conditions as well as injecting various hazardous situations. Driver's reactions are monitored and recorded for post-session appraisals and critiques.

Both motion and sound add to the realism. The simulator's cab is mounted on a motion platform that is programmed to pitch and roll like a real truck moving down the road, braking, or making sudden lane change maneuvers. Engine and external traffic sounds are fed into the cockpit.

According to Renault, TRACS should cost no more than 1-2 million French francs (about \$200,000 to \$400,000). Initially, TRACS will be marketed in Europe but could soon come to America.

Virtual Reality Crash Simulation. Besides improving safety through driving simulators, Renault is educating the public about what happens in a crash through its "Insight" technology. Using a computer-generated image of a transparent vehicle, Insight shows from every angle how a car's mechanical parts deform in a collision and what happens to the occupants. The crash is covered from start to finish.

To create Insight, Renault engineers used data from real crash tests to create computer models showing parts being bent out of shape during the accident. The company's designers then gave a realistic appearance to the computer models so they looked more like a real car and a real accident. The entire crash was recorded on film since Renault uses Insight as a demonstration aid that is shown to the public as part of its safety advertisements and education campaigns.

FOR MORE INFORMATION

French Technology Press Office, Inc.
401 N. Michigan Avenue, Suite 1760
Chicago, IL 60611
Tel. 312-222-1235
Fax: 312- 222-1237

COMPUTER BITS

Microcontrollers IV

JEFF HOLTZMAN

Atmel Corporation makes a series of microcontrollers known as AVR. I don't think the acronym itself means anything in particular; rather it's supposed to suggest advanced RISC technology. RISC stands for Reduced Instruction Set Computing; the basic idea is to produce simpler, cheaper, faster silicon, and move the complexity to software. At the other end of the spectrum, we have CISC, for Complex Instruction Set Computing. Most reasonable people would agree that an MMX Pentium II is a pretty complex CPU, even if it does have some RISC-like characteristics. Anyway, we're here to talk technology, not semantics.

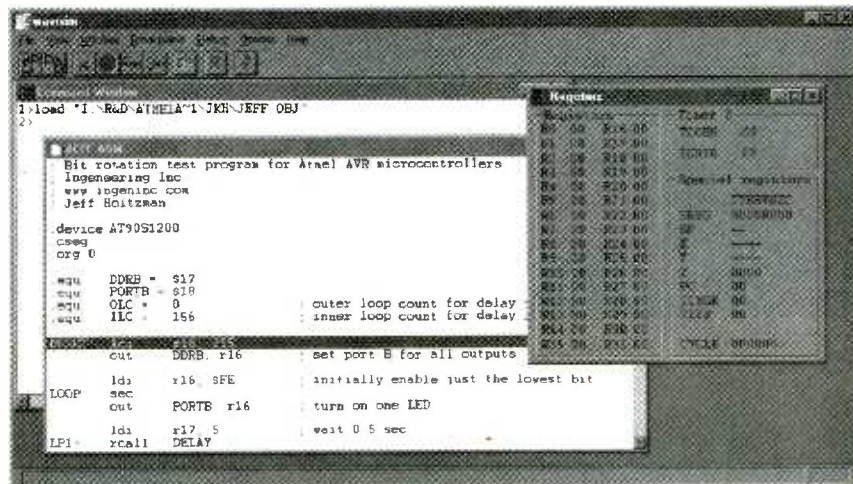
The past few months, we've been talking about microcontrollers. We started off looking very briefly at the market-leading PIC series of devices. However, I quickly realized that by this point in time, that bone has been "picked" pretty clean. Conversely, the AVR series is new, there is not that much general knowledge floating around about it, and it has some pretty cool capabilities, including significant quantities of on-board flash and EEPROM, pulse-width modulation output, A/D input, sleep modes, low power consumption, and more.

In last month's column, we looked at a specialized version of Atmel's low-end AT90S1200, a device called the MV1200, which contains a built-in BASIC interpreter. The BASIC has some attractive features, but the supporting tools are poor. Perhaps they'll improve. Regardless, the 1200 pretty much begs for assembly-language programming to get maximum effect from the chip. So, this time we'll start attacking the beast directly.

GETTING STARTED

To get started with AVR, you need several items:

- Some AVR chips;
 - An AVR programmer/downloader;
 - Development software (text editor, assembler); and a
 - Development system (PC).
- 44 I'm assuming you've already got



Atmel's AVR simulator allows you to run and debug code, including source-level tracing, and single-stepping, in a Windows environment. Works fine under NT.

item 4. You can pick up the other items for under \$50 as part of an evaluation kit. As for the development software, there is a command-line (DOS) assembler and device programmers, and a Windows-hosted assembler, debugger, simulator, and device programmer. All software is available free from Atmel's web site, and it comes with the evaluation board. The web site also has a nice set of application notes showing how to do things like successive-approximate A/D conversion, multiplication and division, device programming, and so on.

THE EVALUATION BOARD

The evaluation board lists for \$49. It comes with everything you need to get started, including a device programmer, a serial port (for attachment to the PC), the development software, and a sample 1200 chip. The board can handle the low-end 20-pin devices, as well as the high-end 40-pin devices like the 8515. The sockets are nested and wired in parallel, so only one device may be used at a time.

The board comes with eight small SPST momentary switches, eight small LEDs, and some 0.1-inch dual-row male connectors that allow you to route signals from the device's I/O pins to the switches and LEDs, or to external devices. There are separate con-

VENDOR INFORMATION

Atmel Corporation

2325 Orchard Parkway
San Jose, CA 95131
Tel. 408-441-0311
Web: www.atmel.com

Part Numbers:

AT90S1200-16PC is the 16-MHz 1200 in a 20-pin DIP package.
AT90S8515-8PC is the 8-MHz 8515 in a 40-pin DIP package.
ATMCU00100 is the evaluation board.

Arrow/Schweber Electronics

Tel. 800-833-3557

Marshall Industries

Tel. 800-833-9910
Web: www.marshall.com

Pioneer Standard Electronics

Tel. 216-587-3600
Web: www.pios.com

nectors for all five ports supported by the high-end device, and the kit comes with two ribbon jumper cables for connecting up the switches and LEDs.

The board has on-board intelligence, an Atmel 89C2051, which, ironically, is a member of the 8051 family of microcontrollers. (Wouldn't it have made more sense to use a 1200? That way the board could program its own

(Continued on page 48)

HAM Radio

The G5RV Antenna Revisited

JOSEPH J. CARR, K4IPV

The properties of the G5RV antenna (Fig. 1) have been a controversial topic for quite some time. Supporters wax ecstatic when talking about their "all-band" G5RV. Critics claim it doesn't work...although what is lacking in their accounts is evidence that they've ever built one. I suspect that the truth lays somewhere between. It is highly unlikely that any antenna has universal application. I firmly believe that anything that is everything to everybody is nothing to anybody. Thus, I am convinced that the G5RV is, like other antennas, fine for some purposes and not for others.

One reason for controversy is the originator of the antenna. The name "G5RV" is the callsign of the claimed originator, Louis Varney, a British ham operator. Others claim that the G5RV antenna is nothing but a 1930s or 1940s vintage design by Collins Radio for the U.S. military. However, the similarities between the Collins antenna and the G5RV are, it seems to me, at best a case of "further development" or "co-invention," rather than something else. Because of the obvious differences between the two antennas, I prefer to continue to credit Lou Varney for the design.

An American reviewer of one of my antenna books pasted me to the wall for even including the G5RV in the book. He stated that he "...wish(es) the G5RV antenna would just go away." The same reviewer stated that it would be better to just put up a "...dipole of the same size." Wrong! The dipole is a single-band resonant antenna, where the G5RV will work on several harmonically related bands. The G5RV may have two poles, but it doesn't exactly fit into the same category as the half-wavelength dipole. Perhaps the "NIH syndrome" (Not-Invented-Here) affected this reviewer, not technical excellence. The G5RV antenna is, after all, more popular in Europe than in the United States and its inventor is European. In my own experi-

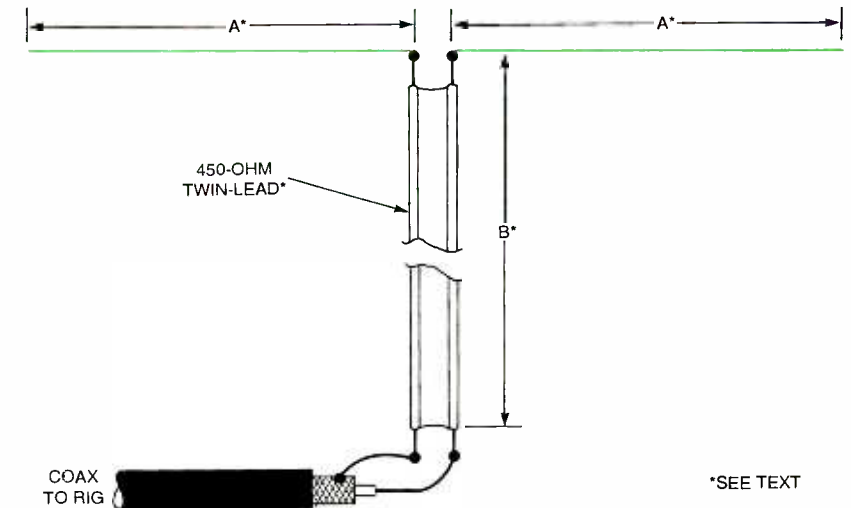


Fig. 1 G5RV antenna structure.

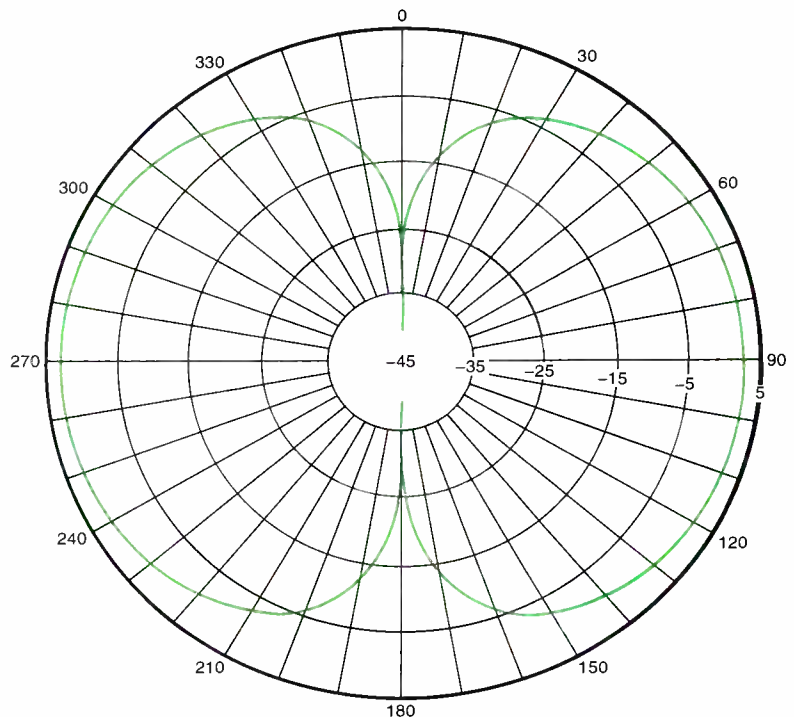


Fig. 2. Azimuthal pattern at 3.5 MHz.

ence, the G5RV tends to be built in the U.S. by antenna experimenters, and most of those whom I've talked to are happy with the results.

CONSTRUCTION OF THE G5RV ANTENNA

The G5RV antenna looks like a dipole, to be sure, but its length at the

design frequency is considerably longer. Unlike many multiband antennas, the G5RV is not cut to the lowest frequency of operation, but rather at a

mid-band frequency. For a high-frequency multiband ham band antenna (3.5–28 MHz), one designs it for 20 meters (14 MHz).

Like the dipole, the G5RV is fed in the center. Unlike the dipole, a matching section made of 450-ohm or 300-ohm twin-lead transmission line (450 ohm is highly preferred to reduce line losses) is connected between the antenna feedpoint and the 75-ohm coaxial cable. The length of each radiator element ("A") is:

$$A = 728/f_{\text{MHz}}$$

While the length of the 450-ohm twin-lead matching section is

$$B = 480 \times V/f_{\text{MHz}}$$

where "A" is the length of each radiator element in feet, "B" is the length of the 450-ohm matching section in feet, f_{MHz} is the middle frequency in the band of operation, and "V" is the velocity factor of the matching section line (typically 0.82 for twin-lead and 0.99 for open-wire parallel line).

In case you don't like to do arithmetic, the calculations are already done for the HF ham bands ($f_{\text{MHz}} = 14.15 \text{ MHz}$): A = 52-feet (2A = 104 feet overall), and B = 34 feet for open-wire transmission line or 27.5 feet for 300-ohm or 450-ohm twin-lead. There is some argument over these figures (various lengths have been published), but these measurements are regarded by many hams who have actually used the antenna as a good trade-off.

The VSWR on each band is a bit different, and the use of a transmatch or similar coax-to-coax antenna tuning unit between the transmitter and the input to the coaxial cable transmission line is recommended.

There is a possibility of an unbal-

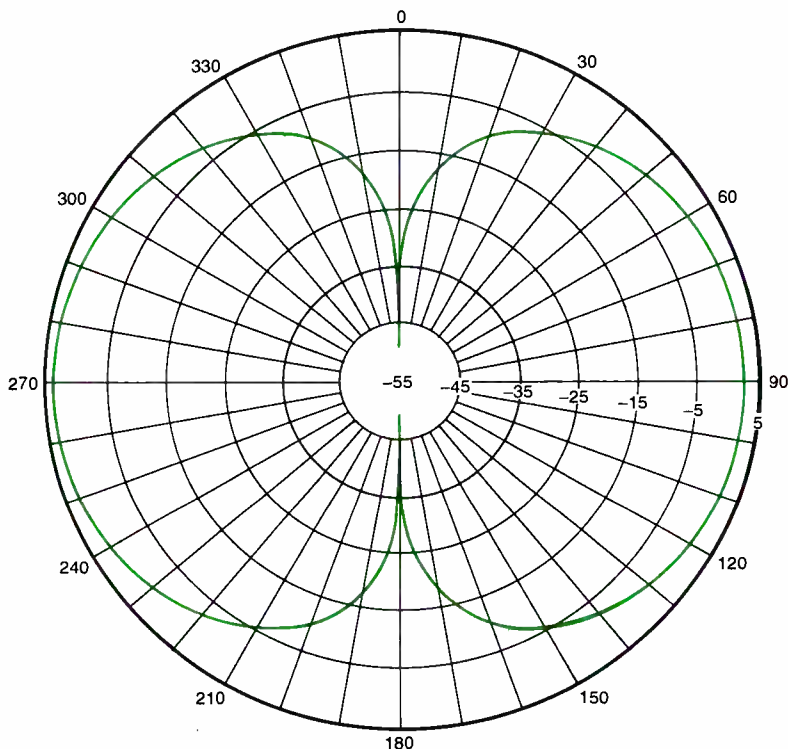
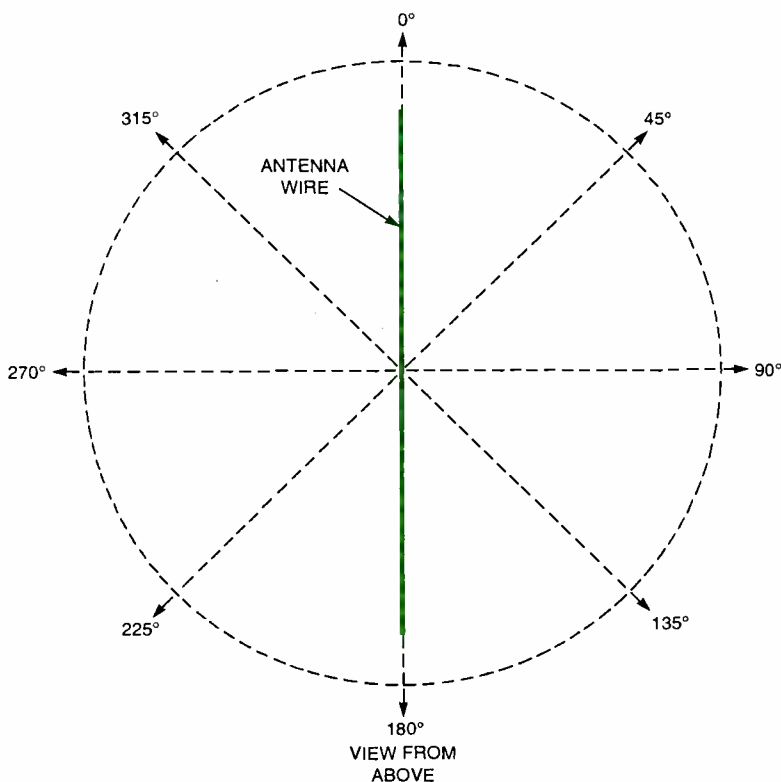


Fig. 3. Azimuthal pattern at 7-MHz.



COORDINATE SYSTEM FOR ANTENNA PATTERNS

The antenna modeling software that was used is based on the NEC-2 system, and allows wires to be positioned in a three-dimensional (XYZ) Cartesian coordinate space. When viewed from above, the angles are as shown in the figure. The antenna wire is run from 0° to 180°. For dipoles, this means the nulls will be at these angles. The main lobes of the figure-8 dipole pattern would be along the 90° to 270° line. (See Fig. A.)

anced line condition existing that causes some radiation from the feedline for transmitters that can cause TVI and other forms of unpleasantness. The

solution to this problem is to wind the coaxial cable transmission line into an in-line choke at the point where the coax connects to the twin-lead or par-

allel line matching section. This is done by winding the coax into a 6-inch diameter coil of ten turns right at the feedpoint. The coiled coax can be secured to the center insulator with tape, string, or some other mechanism.

If you want more technical details on the G5RV antenna, see For More Information. Varney's article gives the basis for operation of the G5RV antenna across the ham bands 3.5 MHz through 28 MHz.

G5RV PATTERNS

One way to look at any antenna is to examine its radiation patterns. In the accompanying figures we will take a look at the azimuthal radiation patterns of an "ideal" (free space) G5RV antenna, on the various ham bands from 3.5 MHz (75/80 meters) to 28 MHz (10 meters), using an antenna-modeling program.

The G5RV antenna analyzed is about 104-feet long in total length, so it is nearly one-half wavelength on the 75/80-meter band. It is therefore no surprise that the pattern on 3.5 MHz (Fig. 2) is very much like that of the half-wavelength dipole. Although the shape of the two major lobes is a bit different, the overall patterns are very similar. The "figure-8" pattern has two maxima lobes that are perpendicular to the direction of the antenna (*i.e.*, if the antenna runs north-south, the main lobes are east-west). There are also deep nulls along the line of the antenna (*i.e.*, if the antenna runs north-south, then the nulls are to the north and south).

Interestingly enough, the pattern at 7 MHz is nearly the same (Fig. 3). Perhaps it is because the antenna is somewhat longer than the 7-MHz dipole. An antenna that is 104-feet long is resonant on 4.5 MHz, which is between the two bands. Although not shown, the pattern does not change appreciably at 10.1 MHz—still similar to the dipole doughnut.

A different pattern emerges on the 20-meter band (14 MHz), as shown in Fig. 4. I call this the "scallop pattern" after the food item one finds at seafood restaurants (and which might actually be segmented eel off-season!). This pattern develops four major lobes and two minor lobes, although it can be argued that the minor lobes are almost as strong as the main lobes. This antenna has deep nulls off the ends (0° and 180°), the same as it

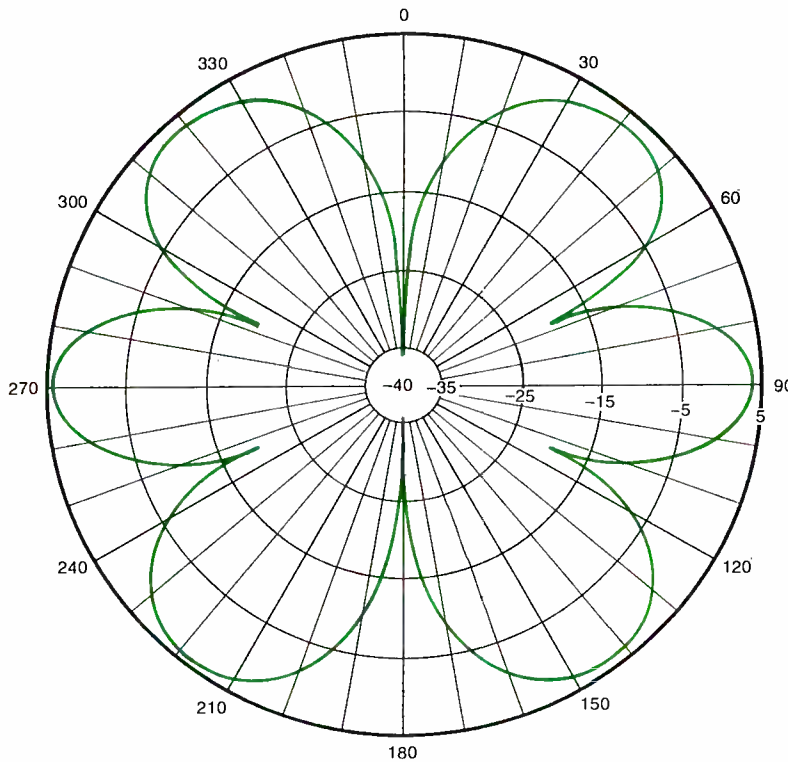


Fig. 4. Azimuthal pattern at 14 MHz.

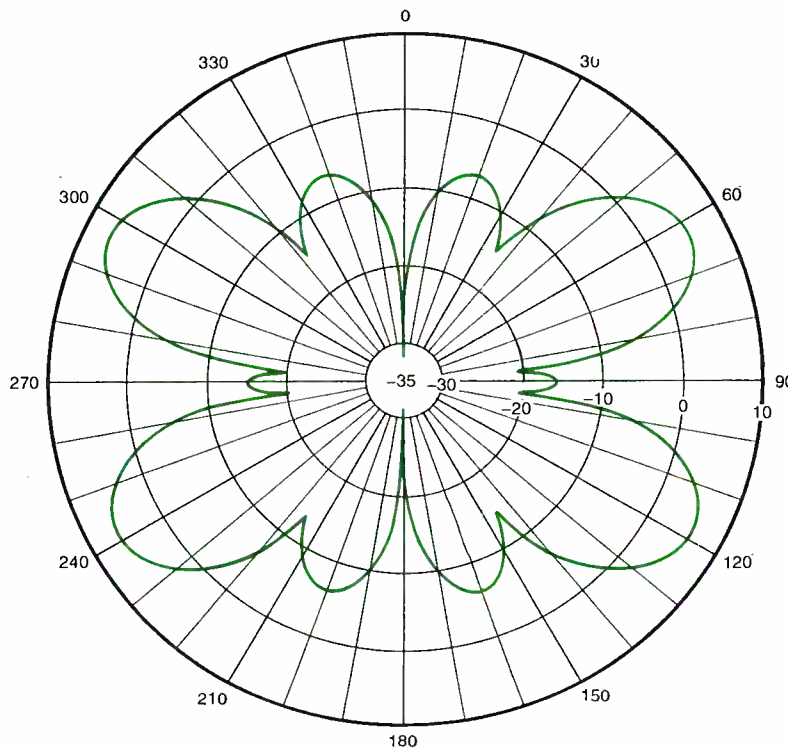


Fig. 5. Azimuthal pattern at 21 MHz.

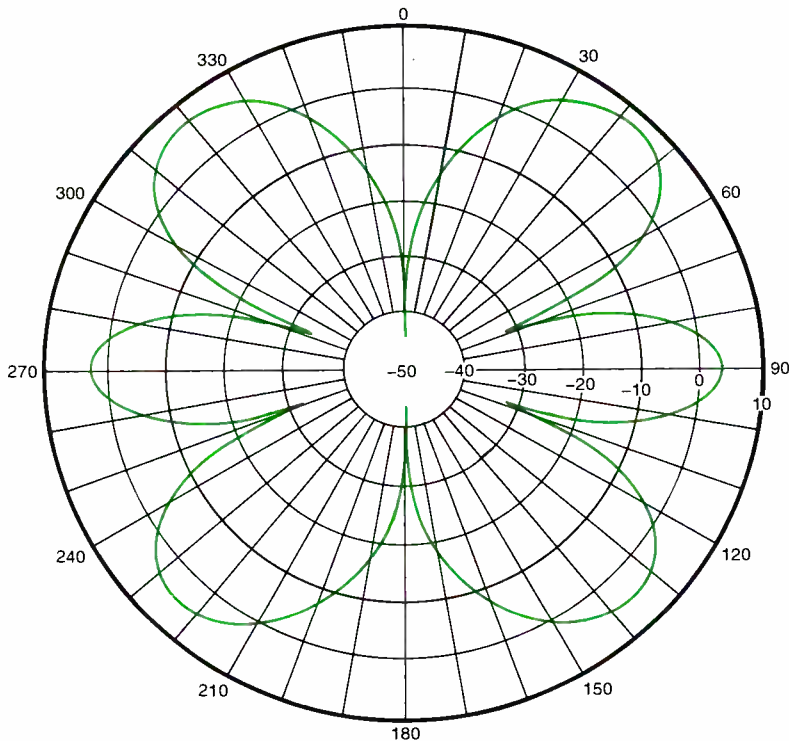


Fig. 6. Azimuthal pattern at 28 MHz.

does at 3.5 MHz and 7 MHz, but also shows shallow nulls at 70°, 110°, 250°, and 290°.

The pattern at 18.5 MHz (figure omitted) is a four-leaf clover showing four major lobes spaced at 60°, 120°, 240°, and 300°. Deep nulls have switched 90° and now appear at 90° and 270°, with shallower nulls at 0° and 180°. When you get to 21 MHz, the pattern really blossoms out (Fig. 5), with four main lobes, four minor lobes, and two really tiny lobes.

FOR MORE INFORMATION

The ARRL Antenna Compendium, Volume 1

American Radio Relay League
225 Main Street
Newington, CT 06111
Tel. 888-277-5289 (orders)
Web: www.arrl.org
Price: \$10 plus shipping

"The G5RV Multi-Band Antenna" by Louis Varney. Published in July 1984, *Radio Communications*.

This *Radio Communications* issue is out of print. The magazine is now called *RadCom* and is published by the Radio Society of Great Britain (RSGB) in the United Kingdom. Libraries may still have the issue available for viewing or on microfilm.—Editor

At 24.5 MHz (figure omitted), the pattern has four main lobes spaced at $\pm 30^\circ$ from the antenna wire run. There are six minor lobes, arranged such that two are perpendicular to the antenna wire (90° and 270°), and four are arranged at $\pm 22^\circ$ from the perpendicular line.

When you get to 10 meters (28 MHz), the pattern is a version of the scallop pattern, as shown in Fig. 6. The four main lobes appear at $\pm 50^\circ$ from the antenna wire run, and minor lobes at $\pm 90^\circ$ from the wire run.

So there you have it. Over the last 40 years, the G5RV antenna has become one of the most widely used general-purpose multiband HF antennas in the ham community. Its good performance, low cost, modest size, simplicity and versatility are the reasons for this popularity. Comments? I can be reached by snail-mail at P.O. Box 1099, Falls Church, VA, 22041, or by e-mail at carrjj@aol.com. ■

COMPUTER BITS

(continued from page 44)

firmware updates. Why do they do things like this?) The 89C2051 handles communications with the host device, and performs serial-mode pro-

gramming of user devices. Source for the 89C2051 is readily available.

The evaluation board has separate reset switches for both its brain and the user device, and it has a single 4-MHz crystal and appropriate capacitors connected to the 20- and 40-pin user sockets. The board contains a power switch and on-board regulator, and comes with a power connector. You can plug in just about any "wall-wart," or just use a 9-volt battery with the included power cable adapter. The evaluation board also has two reset switches, one for the 89C2051, the other for the user device, and space for an additional 9-pin RS-232 port.

GETTING YOUR HANDS ON ONE

Purchasing the board and AVR chips has turned out to be easier than I expected. You can check with Atmel's web site for listings of dealers in your area. Major national vendors like Marshall, Pioneer, and Arrow/Schweber carry Atmel. Arrow/Schweber has a toll-free line for small end-user orders, with a \$25 minimum. From Marshall, I picked up the evaluation board, two 8515s (\$12 each), and half a dozen 1200s (\$3 each) for a total of about \$110, which included tax and overnight shipping. The official part numbers appear in the sidebar.

When you place your order, get them to throw in a copy of the *AVR Enhanced RISC Microcontroller Data Book*. It has detailed specs on the initial four members of the family, and a detailed reference guide to all assembly language instructions. My copy is dated May 1997 and is marked preliminary; hopefully yours will be more recent vintage. (The evaluation kit also comes with a CD containing all documentation in PDF format.)

Incidentally, I ran across an Atmel document listing a total of eleven devices in the family, ranging from the lowly 1200 to the high-end Mega103, which includes 128K of flash, 4K of EEPROM, 4K of SRAM, an 8-channel 10-bit A/D converter, and more. The document claimed that Mega103 production was scheduled for the first quarter of 1998.

Next time we'll write some assembly language programs to test the evaluation board and start getting used to the tools. Contact me at jeff@ingeninc.com. ■

spond with UTC time.

Also include in your QSL reception report a description of the listening conditions, including any interference that disturbs your reception. Include, too, a brief description of the programs you heard. Station personnel also like to know if you enjoyed the programs.

Finally, politely request a QSL card acknowledging and confirming your report. Many SWLs display these often colorful responses on the wall or a bulletin board near their shortwave radio, or in a photo album. Some other things to remember. Approach QSLing with the right attitude. No station owes you a QSL. Those stations which beam English-language programs to North America usually will reply. They want your goodwill because you are part of the audience they want to tune in regularly. A polite please and thank-you-in-advance works better than a brusque "gimme."

How do you know where to mail your reception reports? I recommend *Passport to World Band Radio*, (or PWBR), an annual publication available at most larger book store chains (or contact the publisher, International Broadcasting Services Ltd., Box 300, 825 Cherry Lane, Penn's Park, PA 18943; Tel. 215-794-3410, or via its Website: www.passport.com). Besides very complete station schedules and interesting features about SWLing, PWBR includes a full listing of station postal and e-mail addresses.

If you haven't been collecting QSLs from the shortwave stations you hear, now is the time to get started. You'll find it a lot of fun.

IT'S CHILE TODAY

Well maybe not if you look at the thermometer, but perhaps if you are looking for DXing targets from this far southern South American country. I came across an interesting list of Chilean shortwave stations compiled by Argentine DXer Gabriel Ivan Barrera during a visit to Chile. This listing appeared in the *Journal of the North American SW Association's* bulletin.

These shortwavers broadcast in Spanish, of course. Most can be logged in North America under the right conditions:

Radio Santa Maria—Broadcasts from Coyhaique on about 6030 kHz, with 10-kW power, from 0900 UTC

GLOSSARY

AM—Amplitude modulation, a mode of broadcasting, but commonly used to describe stations broadcasting in the regular 540 to 1600 kHz radio band.

DX, DXer—A distant station, or an SWL who hunts distant radio signals.

FM—Frequency modulation, also a broadcast mode, but commonly used to describe stations broadcasting in the very high frequency band, 88 to 108 MHz.

ID—Station identification.

IS—Interval or tuning signal, distinctive for each station.

kHz—Kilohertz, unit of frequency measurement, equivalent to 1000 cycles per second.

Kilowatt—A kilowatt or kW is equivalent to 1000 watts. Unit of measurement of the power of transmitters.

MHz—Megahertz, unit of frequency measurement, equivalent to 1000 kHz, or 1 million cycles per second.

QSL—Card or letter from a station acknowledging and confirming a reception report.

SW, SWL—Shortwave; a shortwave listener.

(from 1000 UTC on Sundays) to 0300 UTC. During part of its schedule, the station relays medium-wave Radio Chilena on 660 kHz, so you sometimes may note that station's ID announcements. You may find this one with live soccer broadcasts on Sundays from about 2000 UTC.

Radio Patagonia Chilena—This station also is located in the city of Coyhaique and broadcasts on 6080 kHz, with just a 1-kilowatt SW transmitter. The low power and irregular schedule, caused by financial difficulties, may make this one harder to hear. On weekdays, it is nominally scheduled to sign on at 0900 UTC (may vary to 0930 UTC) and leave the air the next morning at 0300 UTC. On Sunday, the nominal schedule starts an hour later and ends an hour earlier than the rest of the week. It often relays an FM outlet, Radio Zero in Santiago, receiving those signals via satellite.

Radio Esperanza—This SW station operates from the city of Temuco on 6090 kHz, with 10-kilowatts of power. It broadcasts 24 hours a day, with an English program from 0630 to 0700 UTC except Saturdays.

Radio Triunfal Evangelica—Operating from Talagante, this station uses a shortwave frequency of approximately 5825 kHz, with a low-powered transmitter of just 50 watts. It has an abbreviated schedule, signing on between 2100 and 2130 UTC and signing off at around 0000 (midnight) UTC, Monday, Tuesday, Wednesday, Friday, and Saturday.

SIBERIA AND MORE

One of the lesser known shortwave operations in Russia is Radiostancia

Tikiy Okean, whose intended audience is maritime seamen and navy sailors in the north Pacific. The service airs programs originating from Vladivostok in the Russian Far East. Among the frequencies used around 0815 UTC are 9850 kHz, from a Vladivostok transmitter, and 17570 kHz, relayed from Irkutsk in Siberia. Programming is fed to the Siberian relay by an upper-side-band transmitter at Khabarovsk on the Russian Pacific coast on 10344 kHz. Although programming is all in Russian, look for identification announcements: "Govorit Vladivostok" (Here is Vladivostok) and "Tikiy Okean."

DOWN THE DIAL

Here are some stations you can tune for on the shortwave frequencies:

ARMENIA—9965 kHz, Voice of Armenia's English transmission from 2125 to 2145 UTC includes news, commentary, a listeners' mail program, and Armenian pop music.

ASCENSION ISLAND—5970 kHz, British Broadcasting Corporation relays its English-language programming from this South Atlantic island at around 0045 UTC. This is just one of the BBC's overseas SW relay sites. Others include relay transmissions from Oman in the Mid-East on 5975 kHz, until just before 2000 UTC, when this frequency shuts down, after listeners are advised to retune to other channels. From the eastern Mediterranean, BBC facilities on Cyprus relay programs in English on 6050 kHz at around 2145 UTC.

BULGARIA—7530 kHz, Radio Bulgaria from Sofia is heard with an English transmission at 2200 UTC, including news, commentary, weather,

(Continued on page 53)

Circuit Circus

Electronic Detectors

CHARLES D. RAKES

This visit we're going to spend some time exploring several electronic detector circuits that can be fun to build, and may prove useful in a future or present project. So get out the junkbox, turn on the soldering iron, and let's make those electrons move!

HIGH-VOLTAGE STATIC DETECTOR

Electrostatic discharge can be a dangerous killer for many of today's high-impedance, solid-state devices. This is especially true for FET and CMOS devices, which can easily be damaged by electrostatic discharge (ESD). Most manufacturers offer grounding procedures to help prevent damage when handling, installing, and working with these sensitive components. A search and destroy (discharge) method can be followed by using an electronic static, or ion, detector to help identify hot spots or danger zones that need neutralizing before installing or operating any of the sensitive devices or equipment.

Let's take a quick look at the composition of an ion or static charge before getting into our detector circuitry. Atoms with an electrical charge are ions. Negatively charged ions have a surplus of electrons and positively charged ions have a deficiency of electrons. Static electricity is generated by adding electrons to an object or subtracting electrons from an object. If the object is well insulated and the surrounding air is very dry, the charge can build to a very high potential. Walking across a carpeted floor or sliding out of a chair can raise a person's potential several thousand volts. That's enough to damage sensitive devices.

The high-voltage detector circuit of Fig. 1 detects the presence and polarity of this static charge, and indicates its relative strength. The detector is actually a dual circuit with one section sensitive to positive ions and the other to negative ions. The positive-ion detector circuit uses three 2N3904 NPN transistors connected in a high-input impedance Darlington DC amplifier circuit.

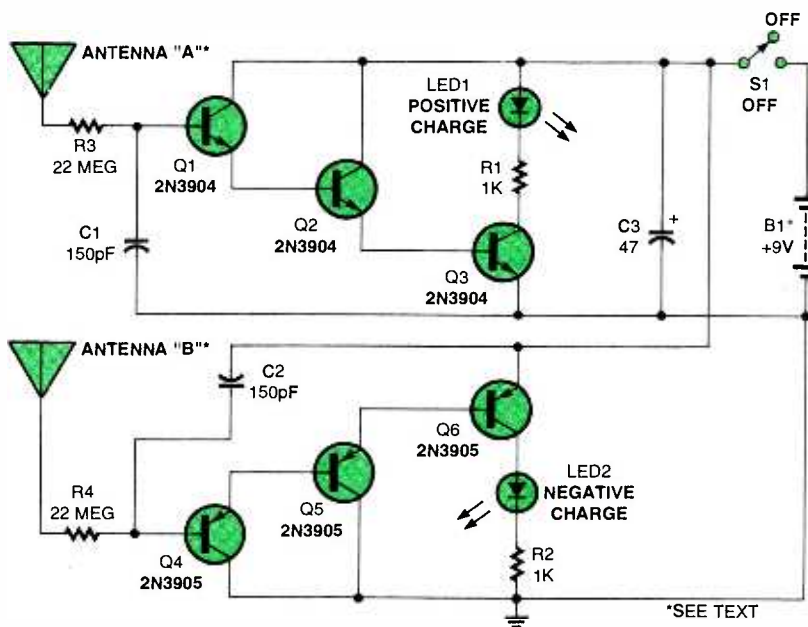


Fig. 1. This neat circuit will detect the presence and polarity of high-voltage static discharge—LED1 lights for positive charge, while LED2 indicates a negative charge.

When antenna "A" is exposed to a positive charge, the relative output is indicated by LED1. The second half of the circuit uses three 2N3905 PNP transistors that are sensitive to negative input charges. LED2 indicates the relative output of the negative charge. Resistors R3 and R4 limit the amplifier's input current, and capacitors C1 and C2 help to keep AC signals from getting into the amplifier circuitry.

Ideally, the static detector will work best if the circuit is enclosed in a metal cabinet, with the battery negative electrically connected to the cabinet. The antennas can be anything from a stiff piece of wire to a collapsible replacement radio antenna. Locate the two antennas so they are about one inch apart and pointing in the same direction. The antennas must not touch each other or the metal cabinet.

When testing out and using the static detector, the cabinet must be at ground potential, so hold the detector or connect it to an earth ground before making checks. Run a comb through your hair and bring it near the anten-

nas. One of the LEDs will light and glow brighter as the comb touches the antenna. Take the detector in hand and move across a carpeted floor and aim the antennas at some fixed metal

PARTS LIST FOR HIGH-VOLTAGE DETECTOR CIRCUIT (FIG. 1)

- B1—9-volt transistor battery
- C1, C2—150-pF, 100-WVDC mica capacitor
- C3—47- μ F, 25-WVDC, electrolytic capacitor
- LED1, LED2—Light-emitting diode, any color
- Q1—Q3—2N3904 NPN transistor (NTE123AP, SK3854, or equivalent)
- Q4—Q6—2N3905 PNP transistor (NTE159, SK3466, or equivalent)
- R1, R2—1000-ohm, 1/4-watt, 5% resistor
- R3, R4—22-megohm, 1/4-watt, 5% resistor
- S1—SPST switch
- Metal cabinet, antennas, 9-volt transistor battery, perfboard, etc.

object without actually touching it, and observe the LEDs. Without moving, ground out the metal object and repeat the test. If the static charge is completely neutralized, the detector will indicate no charge.

TELEPHONE-RING DETECTOR

Our next entry, Fig. 2, is a telephone-ring-detector circuit. This particular version can be connected to the phone lines without being concerned with the line's polarity—making the installation almost "Murphy-proof."

The normal voltage across most phone lines is about 48-volts DC. The ring detector offers no load to the phone line at any time other than when the phone is actually ringing. The NE-2 lamp doesn't start conducting until the voltage across it reaches about 90 volts. When the neon lamp lights, current flows through R1 and R3, and into the full-wave-bridge circuit, made up of diodes D1-D4. The positive output supplies gate current to the 2N5060 SCR. The SCR turns on, lighting the LED, which remains on until S1 is switched open.

It is best not to use an AC-operated power supply for the ring detector because it is possible that a poorly designed supply could induce an AC signal into the phone lines. That is not a good thing to do, so a good choice for power is a standard 9-volt transistor battery. Before any rings are detected, the current drain from the battery is near zero. After a ring has been detected and placed in memory, the current drain is about 4 mA, so the battery should last a long time.

AIR-FLOW DETECTOR

Our next entry uses a modified incandescent lamp as the sensing element in an air-flow monitoring circuit. This unusual detecting method is based on the cooling effect of air currents moving over an exposed filament that is operating at a very low voltage. If we measure the filament resistance of a #47 incandescent lamp when cold, it will be on the order of about 4 ohms. Operating at its rated voltage of 6.3 volts and at a current of 150 mA, the lamp's filament resistance is "hot" at about 40 ohms. That is a ten-to-one increase in resistance from cold to hot. By removing the lamp's glass enclosure and exposing the filament to the

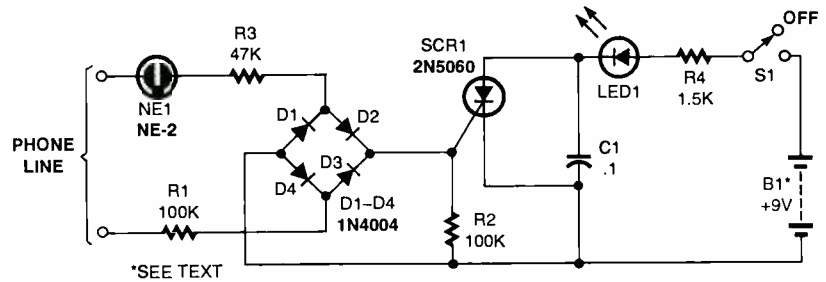


Fig. 2. Need a circuit to detect the ringing of a telephone? This little gem of a circuit will turn on the LED lamp when the phone starts to ring. The LED remains on until the switch is opened

PARTS LIST FOR TELEPHONE-RING DETECTOR CIRCUIT (FIG. 2)

- B1—9-volt transistor battery
- C1—0.1- μ F, 100-WVDC, ceramic-disc capacitor
- D1-D4—1N4004 1-amp, 400-PIV, silicon diode
- LED1—Light-emitting diode, any color
- NE1—NE-2 neon lamp
- R1, R2—100,000-ohm, 1/4-watt, 5% resistor
- R3—47,000-ohm, 1/4-watt, 5% resistor
- R4—1500-ohm, 1/4-watt, 5% resistor
- S1—SPST switch
- SCR1—2N5060 0.8-amp, 30-PIV SCR (RadioShack 276-1067, NTE5400, or equivalent)

surrounding air, this hot/cold resistance variation can be used to sense air flow. One of the best ways I've found to break the lamp's envelope without harming the fragile filament is to carefully wrap the lamp in a cloth rag and place it in a vise; then crank the handle until the glass breaks.

Take a look at our air-flow detector circuit in Fig. 3. A 78L05 voltage regulator IC is connected in a constant-current delivery circuit that supplies operating current to the modified #47 lamp, I1. The voltage across I1's filament is monitored by one input of an LM339 voltage comparator IC. The comparator's other input is connected to R5, a 1k potentiometer, which is used as a "sensitivity" control. The comparator's output drives the LED indicator, LED1.

Here's how the air-current detector operates. The detector circuit is set to its maximum sensitivity by adjusting R5 to the point where LED1 just turns on. This preliminary adjustment should take place without any air moving across I1's filament. The comparator's voltage at both inputs of IC2 is very close in value, with the input at pin 4 slightly higher than the voltage at pin 5. The LED will remain on as long as I1's resistance remains unchanged. With air flowing across the lamp's exposed filament, the temperature of the filament goes down. When the temperature goes down, the filament's resistance also goes down, lowering the voltage at pin 4 of IC2, and the LED turns off.

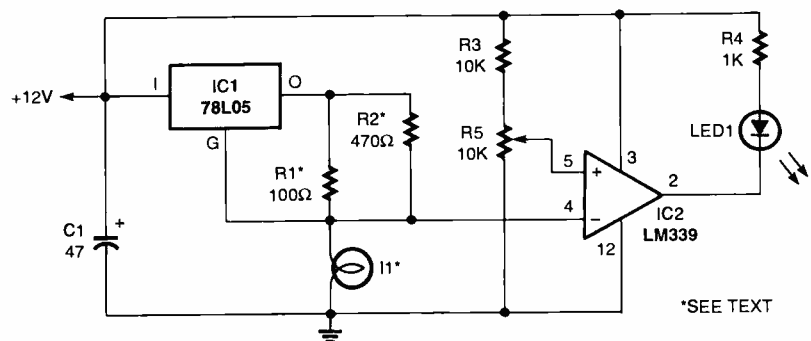


Fig. 3. Use this unconventional circuit to detect the presence of air flow. The flow of air across the modified incandescent lamp lights the LED.

PARTS LIST FOR AIR-FLOW DETECTOR CIRCUIT (FIG. 3)

- C1—47- μ F, 25-WVDC, electrolytic capacitor
- I1—#47 incandescent lamp, or equivalent, see text
- IC1—78L05 5-volt, 100-mA voltage regulator, integrated circuit (NTE977, SK3462, or equivalent)
- IC2—LM339 quad voltage comparator, integrated circuit (NTE834, SK3569, or equivalent)
- LED1—Light-emitting diode, any color
- R1—100-ohm, 1/4-watt, 5% resistor
- R2—470-ohm, 1/4-watt, 5% resistor
- R3—10,000-ohm, 1/4-watt, 5% resistor
- R4—1000-ohm, 1/4-watt, 5% resistor
- R5—10,000-ohm potentiometer

If a #47 lamp can not be found, any of the following will work: #40, #44, #46, #1775, or other similar incandescent lamps. The #40 and #47 lamps operate at the same current and voltage, while the #44 and #46 require more current at the same voltage as the #47 lamp. The #1775 requires much less current and also operates at 6.3 volts. This is a fertile area for experimentation to find the most sensitive lamp that will give the greatest change in resistance for a given air flow.

The safe maximum current level for setting the lamp's exposed filament current level is about one-fourth to one-third its rated operating current. It's best to start out at a lower current value and work up slowly, because too much current will cause the filament to blow in short order. It's easy to use the 78L05 in a constant-current mode of operation. The resistor value required for a desired constant-current level can be found by using the following simple formula; "E" (regulator's output voltage), divided by "I" (the desired current), or $R = E/I$. In our circuit, a current of about 55 mA was required, so a 100-ohm resistor in parallel with a 470-ohm resistor did the trick. Start out with a current level about 20% lower than the desired current value and work up a few mA at a time. A 1000-ohm resistor in parallel with the other resistor(s) will increase the current level by 5 mA, a 500-ohm resistor will add 10-mA, etc.

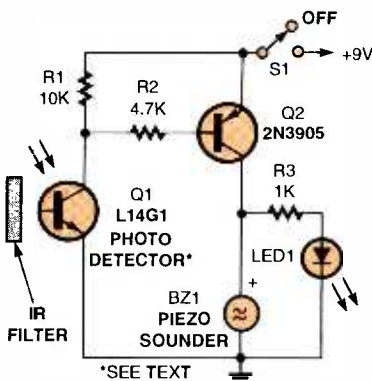


Fig. 4. This circuit detects infrared energy impinging upon the IR photodetector. The energy, in turn, sounds the buzzer and turns on the LED.

PARTS LIST FOR IR-DETECTOR CIRCUIT (FIG. 4)

- BZ1—Piezo sounder
- LED1—Light-emitting diode, any color
- Q1—L14G1 phototransistor, (Mouser part 512-L14G1; Tel. 800-346-6873)
- Q2—2N3905 PNP transistor (NTE159, SK3466, or equivalent)
- R1—10,000-ohm, 1/4-watt, 5% resistor
- R2—4700-ohm, 1/4-watt, 5% resistor
- R3—1000-ohm, 1/4-watt, 5% resistor
- S1—SPST switch
- IR filter material

IR-DETECTOR CIRCUIT

Our last entry this visit, see Fig. 4, is an infrared- (IR) detector circuit. This IR detector offers two different output indicators. A piezo sounder sends out an audible signal when the detector sniffs out an IR source. This can be a real help if you are searching for an IR source and are not in a position to look at the LED indicator.

The circuit's operation is very simple. Q1, a L14G1 photodetector, detects the IR input signal. Transistor Q1's collector current flows through the base-emitter junction of Q2, turning it on at the same time. An IR filter is stationed in front of Q1 to help reduce the influence of non-IR light sources. Check out the local photo shop for the IR-filter material.

Well, that's about it for this visit; hope these circuits have detected your interests! Be sure to join us here next month, same time, same station. ■

DX LISTENING

(continued from page 50)

and ID, followed by classical music. At the same hour there are broadcasts in parallel on 9700 kHz.

CHINA—6950 kHz, China Radio International, Beijing, is heard here at 1230 UTC with an English language identification by a woman announcer.

CROATIA—6120 kHz, Croatian Radio has an English transmission at 0200 UTC, when it has been heard, following identification, with a report on the Balkans.

IRAQ—11785 kHz, Radio Iraq International. Look for this one evenings in Arabic, with English news at about 0400 UTC.

JORDAN—11690 kHz, Radio Jordan, broadcasting from Amman, has been logged here in English until an abrupt sign off at 1730 UTC.

LEBANON—6550 kHz, Voice of Lebanon is reported with Arabic-language programming and music from 0255 UTC.

LIBERIA—3400 and 5880 kHz, Star Radio signs on just before 0500 UTC with tone signal, Liberian anthem, and English-language identification.

MEXICO—4800 kHz, XERTA is logged between about 0800 UTC and 0930 UTC with ranchera-type rhythms and other Mexican music. While programming is in Spanish, this station has occasional English and French identifications. XERMX transmits at 9705 kHz in Spanish. Look for this one at around 1230 UTC with Mexican music, identifications, and promotional announcements.

NICARAGUA—5770 kHz, Radio Miskut's Spanish-language programming includes Mexican-style ranchera music after 1100 UTC.

NORWAY—7520 and 7545 kHz, Radio Denmark, relayed by Norwegian shortwave transmitters, can be heard here at 0300 UTC with Danish programs.

PERU—4991 kHz, Radio Ancash is noted with Spanish IDs and early morning music programming from around 0930 UTC.

SWEDEN—7115 kHz, Radio Sweden's "60 Degrees North" program is heard at 0330 UTC.

UZBEKISTAN—15295 kHz, Radio Tashkent has English at 1330 UTC, with identification and solicitation for sponsors to advertise on the station. ■

MULTIMEDIA WATCH

A Portable CD-ROM Drive, a New Mouse-Trak, and Software

MARC SPIWAK
ASSOCIATE TECHNICAL EDITOR
COMPUTER RESELLER NEWS

This month I've got a new portable CD-ROM drive from IBM that's a quick fix for all those notebook computers that have been sold without CD-ROM drives. It's also useful for notebooks that can't use their CD-ROM drive and floppy drive at the same time. IBM's *20x Max Portable CD-ROM Drive* (model 1969-011) has a fast PC-card interface to provide any notebook computer having a compatible slot with a CD-ROM drive, sound, and speakers.

The deluxe bundle is a complete multimedia upgrade in itself, and it comes with the CD-ROM drive and PC-card interface, NiCd battery pack and AC charger/power adapter, and stereo speakers with clips for attaching them to a notebook computer screen. The drive is 5.2 inches wide, 8.1 inches deep, and 1.3 inches high. It has a speaker jack on either side that the speakers can plug into directly, or they can attach to a notebook computer screen and connect to the drive using the included extension cables. The drive weighs 19 ounces.

The CD-ROM drive can double as a portable music CD player, so it has PLAY/PAUSE, STOP, SKIP, and VOLUME controls of its own, as well as a headphone jack. Drive status is indicated on an LCD readout. The drive also features a game port, microphone jack, and line input and output jacks for multimedia applications. Normal mode spins up to 20x, but there's also an economy mode that limits performance to 10x to extend battery life.

While the drive will rarely approach speeds of 20x, it is more than fast enough for any multimedia application or game that a notebook computer can run. I like the fact that the drive can double as a portable CD player so it can be used in a car or on the go. However, with its list price of \$575, I'd be a bit too nervous to treat it like an \$89 portable audio



This portable CD-ROM drive from IBM has a fast PC-card interface to provide any notebook computer having a compatible slot with a CD-ROM drive, sound, and speakers.

INDESTRUCTIBLE MOUSE-TRAK

Back in my April 1998 column, I talked about a space-saving pointing device for computers: ITAC Systems' *Personal Mouse-Trak*. That pointing device has a built-in wrist pad and trackball, along with three mouse buttons—and it sold for only \$89. More recently I received an *Industrial Mouse-Trak*. Other than being a darker color, the industrial version looked identical to the personal version I had already seen. Though it looked identical, the industrial unit's price of \$295 made me wonder why anyone would pay so much more for the same thing in a darker color. So I called ITAC Systems to find out.

Though certain parts of all Mouse-



The Industrial Mouse-Trak is designed for harsh or controlled environments with a glass-filled Xenoy thermoplastic case and conformal coating on the PC board.

Traks, including a 5-ounce cast phenolic ball round to within ± 0.005 inches with Rockwell H 85 hardness, along with the polished and hardened precision stainless steel shafts and ball bearings, are the same, there are other important differences. The *Industrial Mouse-Trak* is designed for harsh or controlled environments. It has a super-strong glass-filled Xenoy thermoplastic case, plus a conformal coating on the PC board to protect against caustic and conductive contamination.

I was dared by ITAC to drive over the industrial unit with my car. While the *Personal Mouse-Trak* is extremely durable, and unlikely to break in a personal environment, my car's weight would probably kill it. But the industrial unit has survived a demonstration drop of 500 feet from an airplane into a plowed field. While it is unlikely that a computer pointing device would fall out of an airplane by accident, they really can get bashed around in a factory environment. Buying one \$295 device is cheaper over the long run than constantly having to replace \$90 units as a cost of doing business.

The PC board's conformal coating is also interesting. While it obviously protects the board from contaminants and corrosion, it not so obviously keeps things in as well. I learned that controlled environments, such as clean-room silicon fabrication plants, must be protected from anything that out-gases contaminants, including PC boards, however insignificant the contamination might be to the rest of the world. Even the glass-filled Xenoy thermoplastic case produces less airborne contaminants than the ABS plastic case on the *Personal Mouse-Trak*. It is no surprise that the government and military have found many reasons to like the industrial version.

Like all Mouse-Traks, a single press of the middle button on the industrial unit can be programmed to execute a double click or a click and drag so you don't have to hold down the button—that can

WHERE TO GET IT

Activision

11601 Wilshire Blvd., Suite 1000
Los Angeles, CA 90025
310-473-9200
www.activision.com

**CIRCLE 60 ON FREE
INFORMATION CARD**

Discovery Channel Multimedia

7700 Wisconsin Avenue
Bethesda, MD 20814
800-678-3343
www.planetexplorer.com

**CIRCLE 61 ON FREE
INFORMATION CARD**

IBM Corporation

3039 Cornwallis Rd., Bldg. 203
Research Triangle Park, NC 27709
800-426-7236
www.pc.ibm.com

**CIRCLE 62 ON FREE
INFORMATION CARD**

ITAC Systems Inc.

3113 Benton St.
Garland, TX 75042
800-533-4822
www.mouse-trak.com

**CIRCLE 63 ON FREE
INFORMATION CARD**

LucasArts Entertainment Company

PO Box 10307
San Rafael, CA 94912
415-472-3400
www.lucasarts.com

**CIRCLE 64 ON FREE
INFORMATION CARD**

MediaX Corporation

8522 National Boulevard, # 110
Culver City, CA 90232
310-815-8002
www.mediax.com

**CIRCLE 65 ON FREE
INFORMATION CARD**

Merriam-Webster

47 Federal Street
Springfield, MA 01105
800-201-5029
www.m-w.com

**CIRCLE 66 ON FREE
INFORMATION CARD**

Symantec Corporation

10201 Torre Avenue
Cupertino, CA 95014
800-441-7234
www.symantec.com

**CIRCLE 67 ON FREE
INFORMATION CARD**

Synchronys Softcorp

3958 Ince Blvd.
Culver City, CA 90232
888-777-5600
www.synchronys.com

**CIRCLE 68 ON FREE
INFORMATION CARD**

Vision Technology, LLC

643 Blair Island Rd, Ste. 210
Redwood City, CA 94064
415-299-9101
www.visiontechno.com

**CIRCLE 69 ON FREE
INFORMATION CARD**


be difficult on a track-ball controller. It can be instantly switched between right and left-handed operation via a keyboard command. There is also a built-in speed control for the cursor. The unit works with the standard drivers supplied by an operating system, and it requires less functional space than a mouse and no special pad or surface.

NEW SOFTWARE

Archivist Pro from Vision Technology is a digital image archiving and presentation tool for Windows 95 or Windows NT. It lets you capture, manipulate, and archive photos, video, documents, and more—it recognizes over 250 file formats. It will also assemble and play multimedia slide shows. Users simply browse directories and choose the files they want to view, play, or archive. *Archivist* scans them and produces rep-

resentative thumbnail images. Thumbnail size can be set to display more or less of them per screen. Users can create custom "drawers" for specific groups of images. The archiving function compresses the original files to save disk space. Entire thumbnail pages can be viewed at a glance, and any individual image can be viewed full size simply by double clicking on the thumbnail. This is a great product for sorting through the junk you download off the web. List price is \$139.

If your C-drive is full but you need to install an office suite, just extend your C-drive with a simple slide and click. Synchronys Softcorp's *BigDisk* lets you do that and a lot more. If your C-drive is full and you want data to overflow to your new D-drive, *BigDisk* can do that too. You can even move entire application groups from one drive to another



Archivist Pro from Vision Technology scans files and produces representative thumbnail images. Thumbnail pages can be viewed at a glance, and any individual image can be viewed full size simply by double clicking on the thumbnail.

without causing problems running Windows. *BigDisk* has a safe undo feature to restore files back to their original locations should anything go wrong. Critical system files are identified and will not be moved. *BigDisk* has an estimated street price of \$39.95.

Peter Norton PC Guru from MediaX Corporation is an interactive CD-ROM that shows PC users of all levels how to make better use of the computer at home and at work. User support is provided by hot links to third-party web sites that provide trial software, upgrades, information, and so on. *PC Guru* is a great guide for the novice computer user, and it sells for under \$30.

Anyone involved with maintaining a Lotus Notes database will appreciate Symantec's *Norton AntiVirus for Lotus Notes*. It provides comprehensive, automatic protection against old and new viruses with an interface that integrates smoothly with the Lotus Notes environment. Bloodhound technology guards against fast-spreading macro viruses, while LiveUpdate lets you schedule free downloads of the latest virus definitions. An AutoProtect mode provides unobtrusive background protection in real time. Norton for Notes costs \$795 for a 25-user license.

New from Discovery Channel Multimedia comes *Evolution*, a strategy game written particularly for systems with MMX technology, though it will run fine on one without MMX. You begin as one of the earliest amphibians to crawl out onto land, competing with up to five opponents to evolve the first intelligent species. The world evolves during play, continents drift, sea levels rise and fall, climates change, and so on. Cataclysmic disasters will set you back, including asteroid impacts, ice ages,

(Continued on page 58)

ANTIQUE Radio

John Rider's Remarkable Chanalyst

MARC ELLIS

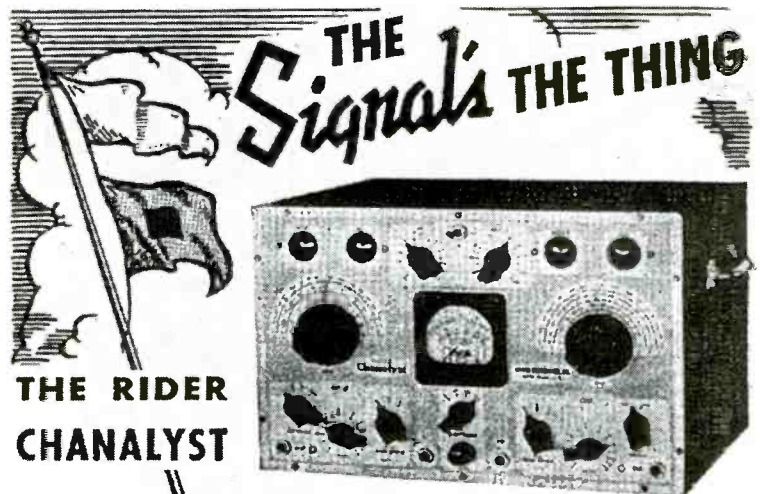
HIGH-TECH SERVICING—1938 STYLE

Towards the end of 1938, advertisements and articles covering a remarkable new test instrument began to appear in the radio service press. The device was developed and manufactured by John F. Rider, one of the industry's most noted writers and publishers. Aply named the *Chanalyst*, it was hyped as a troubleshooting tool that would bring previously-unheard-of systematization and speed to the servicing process. The *Chanalyst* was born out of a need to save time in servicing receivers that were becoming ever more sophisticated and complex. However Rider's ad copy stressed that, because of the unique approach it employed, the *Chanalyst* would be just as useful with older sets. He went on to promise that the instrument would never become obsolete as long as radio broadcasting continued to utilize the standard AM band.

While the *Chanalyst* was certainly a new concept in test instruments, the servicing strategy it was designed to implement definitely was not. The instrument was simply a tool for signal tracing: a systematic troubleshooting technique that involved following the received signal through all of the stages of the inoperative receiver until it disappeared or became weak or distorted. With the defective stage pinpointed, the service technician could concentrate his efforts there—usually identifying the problem through making a few voltage measurements.

The Rider instrument was designed to put every possible tool for troubleshooting in the service technician's hands. For one thing, the *Chanalyst* did not merely detect the presence of a signal at the various stages of the receiver; it also provided a means of measuring signal strength. Thus the technician could determine the gain of each RF-, IF-, or AF-amplifier stage to see if the signal was being properly amplified at each point.

This versatile and flexible servicing



THE MOST Fundamental METHOD OF TROUBLE-SHOOTING

THE SIGNAL'S the thing in which the customer is interested, the signal's the thing which you must restore to normalcy, the signal's the thing you should check before applying any other test or series of tests. This because the signal is Fundamental. With the Rider Chanalyst you follow the signal right through the set (from antenna to loudspeaker) as fast as you can move a probe from point to point. Thus you quickly localize the trouble and eliminate guesswork as to its source. The Rider Chanalyst has been proved by competent servicemen in all parts of the country who have sent us testimonials on its time-saving efficiency. But—don't take someone else's word for it—see for yourself—get a demonstration of this sensational trouble-shooting instrument from your jobber.

"There's Only ONE Rider Chanalyst. Compare it with ANY other instrument."

Professor Probe Says:
"ALL TROUBLES
IN R-F AND I-F SYSTEMS
ARE NOT MISALIGNMENT!"

"Many of the defects which influence the signal are to be found in r-f and i-f systems. The signal voltages in antenna, r-f, i-f and mixer circuits may vary from a few microvolts to as high as 50,000 or 75,000 microvolts. The Rider Chanalyst is the ONLY instrument which can be used in r-f and i-f systems to measure very simply such signal voltages during the process of amplification, rectification and frequency conversion—to most rapidly localize any defect.

"In addition, the Chanalyst provides means for measuring control action in a.v.c. a.t.c. and discriminator systems—a f signals—and for localizing the cause of hum, distortion or intermittents. And this it does without interfering with the normal operation of the set.


"Next month I'll give other examples to demonstrate that in radio troubleshooting—The Signal's the Thing."

JOHN F. RIDER

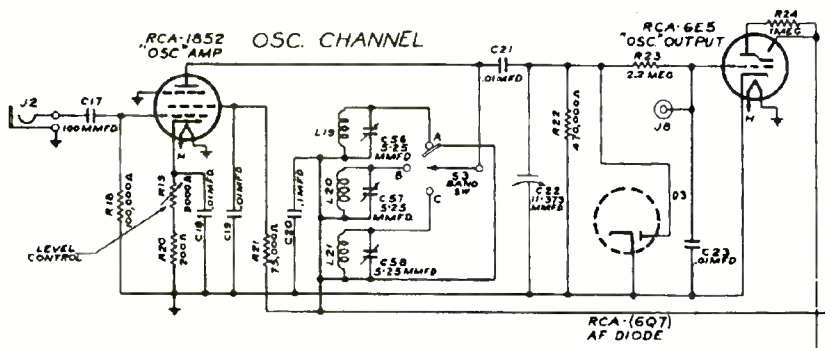
The RIDER Chanalyst

SERVICE INSTRUMENTS, INC., 404 FOURTH AVE., NEW YORK CITY

Rider's enthusiastic Chanalyst ad from the February 1939 issue of Radio Craft.



The Chanalyst's imposing front panel included magic eye indicators (top left and right) for each of the four test channels, a conventional meter for the "electronic voltmeter," and calibrated tuning controls for the RF-IF (left of meter) and oscillator (right of meter) channels.



Schematic of oscillator channel shows input jack, one stage of RF amplification, detector diode, and type 6E5 "magic eye" output level indicator.

tool also made it possible to monitor the signal at several points in the set at once: For instance, the serviceman might elect to look simultaneously at the oscillator plate, IF-amplifier plate, and audio-output amplifier grid. At the same time, the power draw of the radio under test would be under constant surveillance.

The difficulty could then be quickly and easily localized in a particular stage in the receiver or perhaps identified (due to abnormal power draw) as a power-supply short. Because all signal monitoring was done using vacuum tube voltmeter circuitry, the Chanalyst's test probes could be connected at any point in the receiver with minimal loading effect.

The multiple monitoring capability was especially useful in troubleshooting sets where the intermittent problem showed up only briefly and sporadically. No need to tease the radio into displaying the fault over and over again in order to try different diagnostic approaches. At a single glance, the technician could have an immediate bird's eye view of the signal's path throughout the set.

COLLECT IT AND USE IT!

Today's technician might smile at the service strategy embodied in John Rider's Chanalyst. It's hard to imagine a modern electronic device of any consequence that could be simultaneously monitored along all possible signal paths from input to output. Current techniques involve methodically advancing through the problem circuitry with scope probe or logic analyzer, uncovering more information in moments than the Chanalyst's four glowing tuning eyes could impart with any amount of knob twiddling.

But the Chanalyst (as well as later knockoffs of this instrument, such as the Meissner Analyst and the Hickock Traceometer) are engaging collectibles for those interested in old test instruments. Bristling with knobs, jacks, and indicators, they are fascinating to look at. And, though I've never personally used one, I'm convinced that one of these instruments would be a very useful addition to the test bench of any serious restorer of classic radios. They still turn up regularly at flea markets. In fact, I've been fortunate enough to

acquire a Chanalyst, Analyst, and Traceometer for my personal collection. Sometime, I'd definitely like to restore one of them to reliable operating condition and try it out!

Let's make a quick tour through the Chanalyst and see exactly how it keeps tabs on the various circuits of the receiver under test. As its name implies, this instrument is organized into several independent test channels, each with a specific function. These are known as the RF-IF channel, the oscillator channel, the audio-frequency channel, and the wattage-indicator channel. Also considered one of the channels is the "electronic voltmeter," a VTVM with ranges of ± 5 , 25, 125, and 500 volts.

The output indicator for each of the channels (except for the electronic voltmeter, which has a standard meter) is a tuning eye. The greater the signal passing through the channel, the greater the closure of the eye. Let's begin our tour with the wattage-indicator channel, which watches the test receiver's power drain.

THE WATTAGE-INDICATOR CHANNEL

The power cord of the receiver being tested is plugged into a special socket built into the Chanalyst. From then on, all power drawn by the set is monitored by the wattage-indicator channel. After the receiver has been turned on and has warmed up, the operator turns a pointer knob with a scale labeled "watts" until the channel's tuning eye indicator just closes. The reading indicated by the pointer is the power, in watts, drawn by the set.

If the eye shadows overlap and can't be separated, power draw is excessive, probably because of an internal short. As a matter of fact, Rider suggests that, for a first-time turn-on, the electronic voltmeter (± 500 -volt scale) should be connected from the set's rectifier filament to ground to show power-supply output. If the output is zero or very low and the wattage channel shows abnormally large power draw, the set should be shut off immediately to avoid further damage.

THE OSCILLATOR CHANNEL

Take a look at the schematic of the oscillator channel (Fig. 1), and you'll

see that it's essentially a one-tube receiver (not counting the diode detector and magic-eye tuning indicator) covering three bands. These are 600 kHz to 1700 kHz, 1650 kHz to 4900 kHz, and 4800 kHz to 15000 kHz.

The main purpose of this channel is to monitor the oscillator of the receiver under test. In practice, a probe associated with the channel is connected to the oscillator circuitry, the channel's LEVEL control is set for maximum sensitivity, and the channel's calibrated tuning control is swept across the band until the tuning eye indicates signal pickup. Now, LEVEL is advanced until the eye almost closes and the tuning control is peaked for maximum indication on the eye.

The frequency of the oscillator may now be read from the tuning dial. (Factory specs for calibration accuracy are $\pm 2\%$.) The setting to which the LEVEL control must be advanced to just close the eye is a measure of the oscillator's signal strength.

In addition to indicating frequency and strength of the oscillator signal, this channel can be used to observe if the oscillator is drifting, to check the frequency and strength of the service shop's RF test oscillator, and to set the pushbuttons of a radio equipped with them (part of a pushbutton's job is to select a specific oscillator frequency).

But the channel is not restricted for use with oscillators. It can monitor any relatively strong RF signal covered by its tuning range (having just one tube, it is relatively insensitive).

THE RF-IF CHANNEL

The RF-IF channel is also a three-band receiver (96 kHz to 260 kHz, 240 kHz to 630 kHz, 600 kHz to 1700 kHz), but it is much more sensitive than the oscillator channel because it has *three* stages of radio-frequency amplification. In fact, this channel is sensitive enough to pick up broadcast stations on its own with just a short antenna connected to its input jack. Like the oscillator channel, the RF-IF channel has a diode detector and a magic-eye signal-strength tuning indicator. A jack connected to the detector output is provided so that a set of headphones can be plugged in to hear the received signal if desired.

As its name implies, this channel is intended for tracing the received radio signal from the front end of the

receiver through to the IF amplifier output. Because it is really a sensitive radio receiver in its own right, it can detect signals even where they are very weak, such as at the set's built-in antenna (or antenna terminal). Since the tuning range extends down to 96 kHz, the channel can pick up the signals after they are mixed down to the IF frequency and pass through the IF amplifier stage(s). It can handle not only the 455-kHz IF frequency that was standardized by the late 1930s, but also the lower frequencies common in earlier superheterodynes.

The RF-IF channel is used similarly to the oscillator channel; the signal to be checked is tuned in on a calibrated ($\pm 2\%$) dial and adjusted to a standard output level (making the tuning eye just close) by means of a level control. The settings of the level control can then be used to measure the gain of the signal as it passes through the various stages of the receiver. Stages not displaying the appropriate gain are pinpointed for troubleshooting.

But because this channel must respond to a very wide range of signal strengths (all the way from microvolt levels at the antenna circuit to the substantial output of the IF stages), the LEVEL control is supplemented by a four-position MULTIPLIER control calibrated in steps of ten. Through manipulating the LEVEL and MULTIPLIER controls, gain comparisons may be made involving signals over a range of 10,000 to 1.

Next time we'll discuss the audio frequency and electronic voltmeter channels and also see how the *Chanalyst* can be used for receiver alignment and other miscellaneous applications. We'll conclude by taking a quick look at the *Chanalyst's* major competition: the Meissner *Analyst* and the Hickock *Traceometer*.

UNFINISHED BUSINESS

Before we close for the month: Thanks to radio historian Alan Douglas for his identification of reader Camilo Castillo's "mystery" military set as pictured in the January, 1998 column. It turns out to be one of the Navy RAX-3 series. Besides the 7–27 MHz version in Camilo's hands, there are models covering 1.5–9 Hz and 200–1500 kHz. Alan believes the series dates from 1940–1941. ■

MULTIMEDIA WATCH

(continued from page 55)

comets, supernovas, volcanic eruptions, and more. This one costs \$39.95.

Activision's *Shanghai: Dynasty* features four Shanghai games, plus the authentic Mah-Jongg multiplayer game. *Shanghai: Dynasty* combines tile-matching games with Internet, LAN, or modem multiplayer capability for powerful puzzle playing. *Classic Shanghai* dares players to match and eliminate tiles from a randomly arranged layout. *Pandamonium* lets up to five battle against the clock to remove tile pairs from the same layout. *Dynasty* challenges players to clear their own tile layout before their opponents do the same. *Shanghai for Kids* features fewer tiles and easier layouts. *Shanghai: Dynasty* will run you \$39.95.

Merriam-Webster has introduced the new *Merriam-Webster's Medical Audio Dictionary* on CD-ROM. This is a must-have for anyone involved in medicine or filling out insurance forms. It's filled with explanations of today's health-care terms along with audio pronunciations for help in pronouncing the words correctly. Over 750 entries with color illustrations plus search options make look-ups among the over 57,000 entries fast and simple. This one sells for \$39.95.

Jedi Knight: Dark Forces II from LucasArts is even better now with *Jedi Knight: Mysteries of the Sith*, a collection of new companion missions for *Dark Forces*. *Mysteries of the Sith* features 29 single and multiplayer levels and introduces a new playable character, Mara Jade, a former covert agent for the Galactic Empire. Players will battle more than 20 new creatures throughout *Mysteries of the Sith*, including a dreaded rancor, similar to the beast Luke Skywalker dramatically encountered in the Star Wars film *Return of the Jedi*. These missions will cost you \$29.95. ■

ANTIQUE RADIO CLASSIFIED
Free Sample!
Antique Radio's
Largest Circulation Monthly.
Articles, Ads & Classifieds. 
6-Month Trial: \$20.95. 1-Yr: \$40.95 (\$57.95-1st Class).
A.R.C., P.O. Box 802-L20, Carlisle, MA 01741
Phone:(978) 371-0512 VISA/MC Fax:(978) 371-7129

BUY BONDS

NET WATCH

Translating Foreign Languages Online

KONSTANTINOS KARAGIANNIS

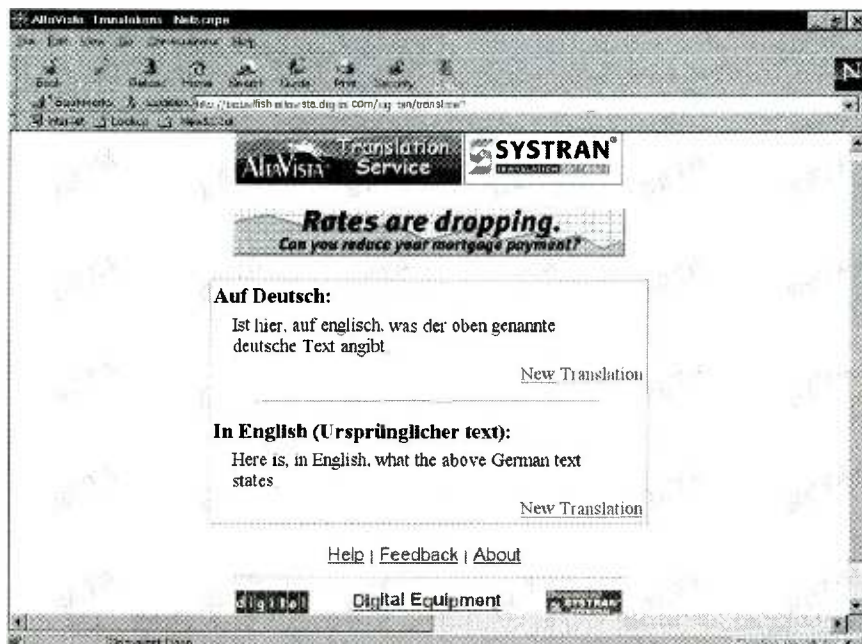
People so easily forget that the World Wide Web is really the *World Wide Web*. Name a country with computers, and they've got some kind of Web access. And that's a good thing, considering how many businesses rely on manufacturers and other businesses from other nations. Where would all our computer vendors be, for example, without their parts distributors in the Far East? E-mail and Web sites have become international tools for commerce.

Of course, as much as we in the States would like it to be so, English is not the universal language. In fact, there are more people alive who haven't even heard the English language spoken than there are those who can speak it. The world is, and probably always will be, multilingual, and until we learn how to use the other 90 percent of our brains, odds are we won't be able to handle more than a couple of languages at best (with years of study).

Computers and the Net have done a lot to close the international gap and help to bring us all a lot closer together. Now technology is attempting to make us all actually understand each other, too, through innovations in digital language translation.

The benefits of being able to electronically decipher other tongues might not be immediately obvious to many. A lot of you reading this are not necessarily working on million-dollar deals with someone that speaks only French. But some of you might have stumbled across a potentially useful Web site that is written in another language. Or, perhaps, you have someone you need to contact in another land, and would like to be able to write him or her an e-mail in a language that this person can understand.

This month we're exploring ways to translate several languages online, sometimes for free. While you could buy software to do such a task, and we



Here's a simple example of how AltaVista's powerful Translation Service works. Translated text is shown at the top of the screen with the original passage appearing at the bottom.

do cover such an option briefly later on, isn't it so much more fun to just point and click your way in cyberspace for free?

ALTAVISTA TRANSLATIONS

This first site is quite simply one of the most powerful and impressive I've ever seen. It's free, you don't need to register to use it, yet you'll swear you have access to some kind of high-priced corporate service. Powered by a server running SYSTRAN Translation Software (more on this in a moment), AltaVista Translations enables you to quickly shatter the online language barrier.

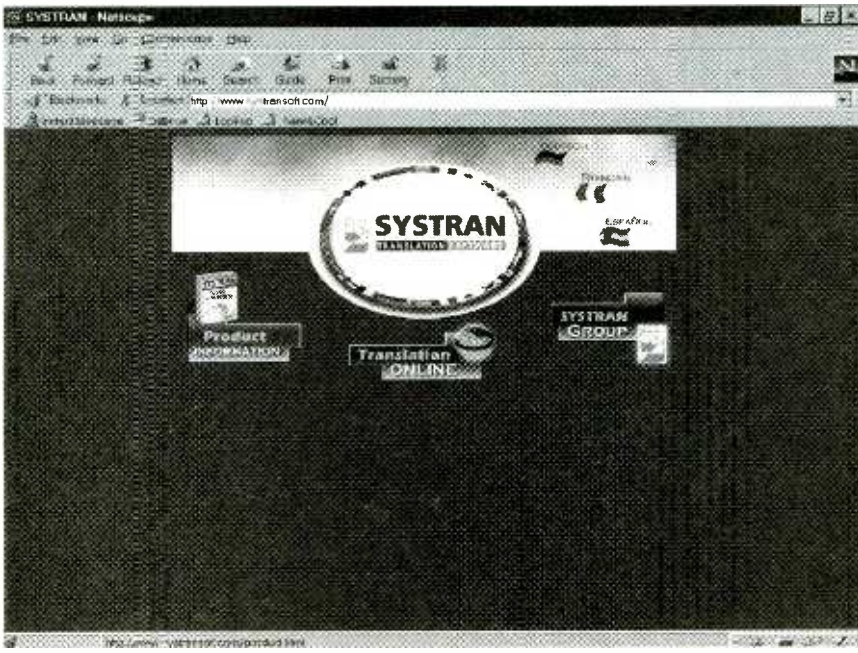
While the initial screen might not be visually stunning, what the site can do certainly is dazzling. A query box is presented wherein you can either type or paste a selection of text, or enter a URL (uniform resource locator, or simply a Web address).

If you place text in the box, you are

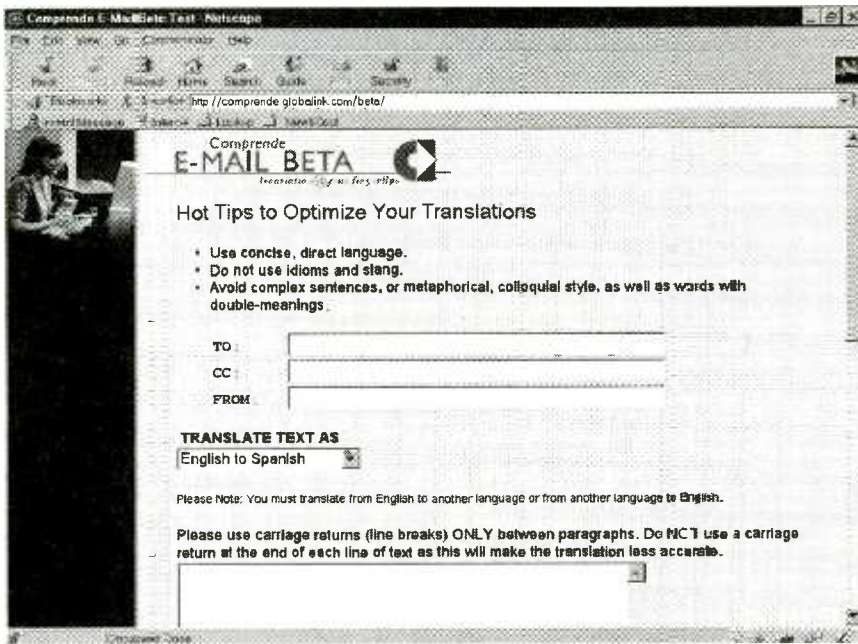
limited to 1K of data (about 160 words). You would then select what you want done to the text from a pull-down menu. The choices are translating from English to either French, German, Italian, Portuguese, or Spanish, or translating from any one of those five languages into English. Then just press the translation button and wait a few seconds.

A screen will appear with your translation at the top and the original text at the bottom. This is important, because if you pasted too much text, the service will cut off after approximately 1K. If the original text window at the bottom shows all your entered text, then the translation at the top is complete. If not, go back and translate the text in 1K sections.

The URL entry option is powerful as well. If you enter one of these into the original query box, the service will load the page, translate up to 5K of it, and display it, links intact. This is neat not only because it translates five times as



At the heart of the AltaVista Translations server is the powerful SYSTRAN program. You can buy a copy of the software from the company's Web site if you feel like doing your translating offline.



Comprendre, still in a free beta test at the time of this writing, offers a powerful way to not only translate e-mail messages and Web sites, but to work with newsgroups and chat applications on-the-fly.

that there were text-size restrictions. Let's face it, in a matter of days the site would be bombarded and unusable if there weren't. I did mind that there wasn't a logical way to continue translating a document after the limit. A link appears saying "Translation Ends Here," but when you click it, you don't get a query box that allows you to resume the translation. You get a blank box, which means you have to go back and find where the translation ended to pick up where the service left off.

Still, for a free site, AltaVista's service is pretty close to perfect. If you don't want the online hassle of pasting small clumps of text, you could order (and download after you pay) a personal version of the SYSTRAN software from the site of the company of the same name (see the SYSTRAN entry in the "Hot Spots" box). The program lets you paste in 5K of text at a time, instead of only translating that much off the Web. For \$29 you get a one-way version of one language (i.e., English to French). Paying \$49 gets you a two-way program (i.e., English to French, French to English). Your choices are limited to the five languages mentioned earlier, but if you want to spend hundreds more, there's a pro version that includes others, including Asian ones.

GLOBALINK COMPRENDE

This is where "free" becomes a relative term. At the time of this writing, Globalink's excellent and diverse Comprendre service is in a free beta test. However, by the time you read these words that might not be the case.

The site's similar to the AltaVista one in that it lets you translate by pasting text, and also accommodates Web sites by dynamically translating the HTML (hypertext markup language) and displaying it on your browser as if it was originally created in your chosen language. However, Comprendre takes this one step further, working with any kind of Internet text. This means you can dynamically read and post to Usenet newsgroups from any country, and even participate in multilingual IRC (internet relay chats)—very impressive, indeed.

Because chances are the site will no longer be free by the time you read this, you'll have to decide if on-the-fly translation within any Net application is worth it. For \$19.95 a month you get a

(Continued on page 64)

much data, but also because you end up with a page you can use just like any other. If you choose a link on the translated site, you will be presented with another AltaVista Translation query box with that link's URL in it. Click the translation box, and you'll be at the translated linked page in seconds.

You might be wondering how the quality of the translations is, right? Surprisingly good, actually. While some idioms and complex sentences get


jumbled, and a few words remained untranslated, you really do get more than just the gist of what is being said. If the sentences are simple ones to begin with, translation is near perfect. For example, if you want to write a letter in German, and keep the constructions to, say, simple subject, verb, predicate, you may be able to fool even a language professor into thinking you've picked up Deutsche.

Now for my complaint... I didn't mind

NEW PRODUCTS

MULTI-ROOM SYSTEM

Manufactured by Rotel, the *RMZ-955 Multi-Room Sound Distribution System* distributes sound from four source components to as many as four separate zones in a home. Each zone features fully independent operation. System components include a controller/amplifier, hand-held remote, in-wall keypad, and IR sensor/display. Paging facilities are available for internal use throughout the house. The system combines sound quality, flexibility, and an easy-to-use interface.



Using the hand-held controller or the conveniently-mounted keypad, you can select a CD or DVD, a satellite broadcast, or start or rewind a tape. Built-in amplification handles most needs while additional preamp outputs provide easy connections to separate power amplifiers, if needed for your system's demands. Status indicators on the front panel show which zones are active and which zones are actually transmitting control requests through the system.

The *RMZ-955* controller/amplifier and remote control retails for \$2500. Keypads and sensors cost \$450 a pair. For more information, contact Rotel of America, 54 Concord Street, N. Reading, MA 01864-2699; Tel. 978-664-3820; Fax: 978-664-4109.

CIRCLE 80 ON FREE INFORMATION CARD

PORTABLE 2-METER AMPLIFIERS

Now you can have the power of a 35-watt base station with your 2-meter handheld radio. Just plug your handheld radio into the *PowerPort RF-35*, grab the carrying strap, and take it with you wherever you go. The *RF-35* is fully self-contained with its own portable power supply that provides 35 watts anywhere; you no longer need separate set-ups for

your car, home, or out in the field.

The rechargeable *PowerPort RF-35*, distributed by Cutting Edge Enterprises, amplifies your signal to 35 watts. With 9 amp-hours of on-board 12 VDC power, you can maintain communications all day, anywhere without a break to recharge. With two and half hours of solid transmit time and unlimited standby, the unit will outlast your battery.

The unit is fully charged, comes with *RG-174/U* mini-cable with BNC connector for your Handy-Talkie (HT), and a mini "J" antenna on 10 inches of cable. The *RF-35's* carrying case also has removable side pockets to hold your HT and accessories. For something even more lightweight (3 pounds and 2.3 amp-hours of DC power), the *RF-35Jr.* will provide three-quarters of an hour of solid talk and unlimited standby.



The *PowerPort RF-35* costs \$179.95 and the *PowerPort RF-35Jr.* costs \$159.95. For more information, contact Cutting Edge Enterprises, 1803 Mission St., Suite 546, Santa Cruz, CA 95060; Tel. 800-206-0115 or 408-429-5384; Fax: 408-426-0115.


CIRCLE 81 ON FREE INFORMATION CARD

CB RADIO

Designed with the serious CB user in mind, the *148 GTL ST* uses SoundTracker, Cobra's noise-reduction technology that improves the transmission and reception of CB signals. With the static that usually accompanies both incoming and outgoing signals virtually eliminated, SoundTracker produces a cleaner, crisper-sounding CB with stronger outgoing signals.

Measuring 7³/₄" by 2¹/₄" by 9¹/₄" inches, this CB radio is loaded with user-requested features, such as a front microphone connector, a heavy-duty microphone, and tactile controls. The fins and flats on the dials enable

users to feel where the dial is in its rotation without looking. Ergonomically designed to fit the palm of the hand, the 4-pin dynamic microphone has rounded, sculpted surfaces that make it easy to hold.



The *148 GTL ST* has a 12-watt single side-band-RF Power Output that increases range capabilities and boosts 40 upper and lower channels, bringing the channel total to 120. Other features include an advanced logarithmic speech processor, switchable noise blanker and ANL, brightness dial control, and a full-function illuminated meter.

The *148 GTL ST CB Radio* is priced at \$279.95. For more information, contact Cobra Electronics Corporation, 6500 W. Cortland St., Chicago, IL 60707; Tel. 773-889-8870; Fax: 773-794-1930.

CIRCLE 82 ON FREE INFORMATION CARD

SIGNAL LINE PROTECTION

Intended for high-end home theater and satellite systems, the *MAX 1500* protects against surges and spikes, including lightning. The unit also provides AC protection and line conditioning for DBS systems. There are three sets of coax protection, one for satellite signal, another for cable TV and/or rooftop antenna, and the third to run a signal downline. The unit also includes protection for one phone, which can be used for pay-per-view.

Power line conditioning in the *MAX 1500* eliminates up to 99.9 percent of all EMI/RFI or "noise" over the full bandwidth range of 100 kHz to 1 MHz to provide exceptional picture and sound. In addition, the unit offers sequential startup, automatic reset and shutoff, and under/over voltage protection. It also features diagnostic lights, voltage indicator lights, and a remote

control to power an entire system up or down remotely.

Ten AC outlets are included, four of which are always on for programmable components such as TV or VCR. Four outlets are controlled by a master switch and voltage trigger, and two have delayed responses. The device has a UL 1449 surge protector rating of 330 volts, catastrophic fusing that protects the circuitry, and thermal fusing which prevents fire.



The MAX 1500 retails for \$499. For more information, contact Panamax, 150 Mitchell Blvd., San Rafael, CA 94093; Tel. 800-472-5555 or 415-499-3900; Fax: 415-472-5540; Web: www.panamax.com.

CIRCLE 83 ON FREE INFORMATION CARD

PC SCREEN MAGNIFICATION SYSTEM

Bausch & Lomb recently introduced the first optical lens personal computer magnification system. The *PC Magni-Viewer* magnifies on-screen information 175%, offers multiple adjustments for customized monitor viewing, and automatically positions PC users in an ergonomically correct work posture.

The product is ideal for professionals who need to be able to increase the amount of information displayed on screen by reducing the font size. The completely adjustable, two-piece magnification system features a 19.5-by-15-inch 360° rotating base that sits underneath any 13-, 15-, or 17-inch PC monitor, an adjustable swivel-arm that extends over the top of the monitor, and an adjustable precision-ground and polished 6- by 8-inch acrylic optical lens that weighs only 25 ounces.

The *PC Magni-Viewer* is easy to use and easier still to install. Users simply place the rotating base beneath the monitor and attach the magnifier arm into the built-in socket. The vertically and horizontally adjustable light-

weight lens, which is attached to the magnifier arm, delivers corner-to-corner image magnification and in-focus sharpness.



Both the height of the arm and its closeness to the monitor can be adjusted depending on the size of the monitor and the needs of the user. Like the base, the arm can horizontally rotate 360°, facilitating storage out of the way when not needed.

The *PC Magni-Viewer* is priced at \$250, plus \$10 for shipping. For more information, contact Bausch & Lomb, 1400 N. Goodman St., Rochester, NY 14692-0450; Tel. 800-553-5340 or 716-338-6660; Fax: 716-338-8798; Web: www.bauschvision.com.

CIRCLE 84 ON FREE INFORMATION CARD

DIRECTIONAL ANTENNA


A directional antenna is essential for long-distance VHF communications. By focusing transmitter power onto the horizon in a single direction, the *MFJ-1762* three-element 6-meter Yagi quadruples Effective Radiated Power (ERP) over a half-wave dipole. The same benefit applies when receiving—sensitivity towards the front of the antenna is improved greatly over a dipole, while unwanted noise and interference from other directions are rejected.

The antenna's main lobe (area of maximum sensitivity) is 70 to 80 degrees wide. This means you can converse with several stations in one general direction without having to constantly reposition your rotator for maximum signal.

Two *MFJ-1762s* can be stacked to double the transmitter ERP and the received signal over a single antenna. It also doubles the received signal. Stacked antennas have greater capture area, which can improve reception even more.

Designed for installation with readily available TV masts, the antenna weighs two pounds and has a boom length of six feet. A current balun decouples the 50-ohm feedline from the

antenna. Because of its light weight, compact size, and easy-to-remove elements, the *MFJ-1762* is suitable for portable or mobile operation. It can be mounted horizontally or vertically. MFJ's "NoTune Hairpin" impedance-matching system is used for the driven element, and no further tuning should be needed for coverage in the 50-MHz SSB band.



The *MFJ-1762* three-element 6-meter Yagi retails for \$69.95. For more information, contact MFJ Enterprises, Inc., 300 Industrial Park Road, Starkville, MS 39759; Tel. 800-647-1800 or 601-323-5869; Fax: 601-323-6551; Web: www.mfjenterprises.com.

CIRCLE 85 ON FREE INFORMATION CARD

DATA/FAX MODEM

According to NewCom, Inc., their *56K Internal Data/Fax Modem* is the fastest analog modem available for conventional telephone lines. The modem uses USR X2 technology, which is the most widely supported 56K-modem protocol. Since most internet providers offering 56K service use the X2 protocol, NewCom's modem is a reliable vehicle for Internet downloading.

The 56K modem features the Cirrus Logic CL-MD56XX chipset and allows users to download at a rate of up to 56Kbps, upload at 33.6 Kbps, and fax/send/receive at 14.4 Kbps. The chipset incorporates a RISC processor, along with a high-bandwidth DSP. The chipset's high-performance architecture supports advanced features such as V.80 for video-conferencing, full-duplex speakerphone, the Radish ChoiceView protocol, and telephone answering machine capabilities.

NewCom's complete 56K modem line includes the internal data/fax modem, the internal data/fax voice modem, an external model, and a speakerphone version. All modems are ready for plug-and-play installation, and they come complete with modular phone cable, user manual, and communications software.

The *NewCom 56K Internal Data/Fax Modem* has a suggested retail price of



\$134.98. For more information, contact NewCom, Inc., 31166 Via Colinas, Westlake Village, CA 91362-4500; Tel. 800-5NEWCOM or 818-597-3200; Fax: 818-597-3210; Web: www.newcominc.com.

CIRCLE 86 ON FREE INFORMATION CARD

WIRELESS KEYBOARD

Suitable for IBM-compatible PCs utilizing Windows 3.x or Windows 95, the SurfMate is a 79-key plug-and-play wireless keyboard that requires no software installation. The user simply plugs SurfMates' receiver unit into the computer's keyboard port, and it's ready. The keyboard is compatible with all Internet applications, including Web browsers and e-mail, and it can be used with any software, such as presentation programs, games, word processing, and accounting.



The *SurfMate Wireless Keyboard* gives users the freedom to be almost anywhere in a room and still maintain complete control of the computer. It transmits through infrared LED at distances up to 45 feet and, depending on the distance to the PC, at horizontal angles up to ± 60 degrees and vertical angles up to ± 50 degrees. An optional integrated pointing device replaces the mouse.

SurfMate comes equipped with four AA alkaline batteries and weighs only 21 ounces, including batteries. The *SurfMate Wireless Keyboard* has a suggested retail price of \$129.99. (It can be purchased directly from the

Web site listed below for \$99.99, including shipping and handling.) For more information, contact US Electronics, 585 North Bicycle Path, Suite 52, Port Jefferson Station, NY 11776; Tel. 800-873-2552; Fax: 516-331-2552; Web: www.surfmate.com; e-mail: info@surfmate.com.

CIRCLE 87 ON FREE INFORMATION CARD

THERMOCOUPLE MODULE

The Type K Thermocouple Module, Model *TMA-K*, enables the user to turn any digital multimeter into a thermometer. The module expands the capability of any digital multimeter (DMM) with a DC millivolt resolution and makes direct measurement of temperature possible.



The *TMA-K* plugs into a DMM and converts the output of the thermocouple's signal to 1 millivolt DC per degree that is displayed on the DMM. The user can select Centigrade or Fahrenheit for the display by using the slide switch on the front of the module. The temperature measurement range can be expanded up to 1830° F (1000°C), using any properly rated K-type thermocouple.

The module comes complete with thermocouple, TPK-56, for temperature measurements from -40°F to $+400^{\circ}\text{F}$ (-40°C to 204°C). A 9-volt battery is included. The *TMA-K* has a suggested retail price of \$59.85. For more information, contact Amprobe Instrument, 630 Merrick Road, P.O. Box 329, Lynbrook, NY 11563; Tel. 516-593-5600; Fax: 516-539-5682.

CIRCLE 88 ON FREE INFORMATION CARD

ELECTRONICS LIBRARY


(continued from page 33)

THE ANTENNA BOOK, BOOK 1 of 2

from the *Electronics Technicians Association*

Designed as a practical guide for antenna and satellite dish installers and master antenna technicians, this book is written by experts in the field. The book covers in depth theory, installation, and troubleshooting information on rooftop TV antennas; satellite systems, both large and small; and master antenna distribution systems—SMATV.

In addition to being an excellent



text for those who want to understand wired and wireless distribution of RF signals to private homes and multiple dwelling units, this guide is recommended as study material for the Certified Electronics Technicians (CET) exams, or for the Certified Satellite Installer (CSI) and Registered Small Dish Installer (RSDI) options. Each chapter ends with a quiz and the book ends with a practice quiz to give readers experience with the types of exam questions.

The Antenna Book costs \$24.95 retail (\$20 for ETA-SDA members) and is published by *Electronics Technicians Association, Int'l. and the Satellite Dealers Association, Inc.*, 602 N. Jackson St., Greencastle, IN 46135; Tel. 800-288-3824; Fax: 765-653-8262; E-mail: eta@indy.tdsnet.com.

CIRCLE 92 ON FREE INFORMATION CARD

BooksNow To order books in this magazine or any book in print. Please call anytime day or night: (800) BOOKS-NOW (266-5766) or (801) 261-1187 ask for ext. 1456 or visit on the web at <http://www.BooksNow.com/popular-electronics.htm>.

Free catalogs are not available.

E.Z. GENERATOR

(continued from page 40)

the supply terminal of IC1 and IC2 and ± 12 volts at those of IC3-IC5. If the voltages are incorrect or don't appear at all, turn off the power to the circuit immediately and correct the problem. If all is well, move on to the next phase, which requires the aid of a scope.

Set the scope for DC coupling, and using a standard $\times 10$ scope probe, attach the ground clip to the +1.9-volt reference bus on the signal-generating board. Set all trimmer potentiometers on the board to mid-rotation, S1 to 10 kHz, S2 to triangle-wave output, R20 to minimum amplitude, and R8/R14 to $\times 0.1$ (minimum multiplier factor).

Apply power to the circuit, and check the output waveform of the circuit. The scope should display a triangle wave of about ± 1.0 volt at about 1kHz. Due to input offset current tolerances, the triangle slopes may not be exactly straight, but slightly curved. If so, try swapping IC3 with IC4 and/or IC5 for best results. The distortion disappears at $\times 0.2$ and above.

When satisfied, advance R8/R14 to $\times 0.2$ for a 2-kHz display. Set the scope's sweep speed to display several cycles and its vertical-position control so that zero volts lies exactly on the center graticule line. Adjust R6 so that the maximum voltage excursions are exactly equal on each side of the zero-volt line. That adjusts the triangle-wave voltage symmetry. Next, set the scope's sweep speed to display only one cycle of the 2-kHz triangle wave. Adjust R12 so that the triangle-wave's positive half cycle is exactly equal in length to its negative half cycle on the horizontal time axis. That adjusts the triangle-wave's time symmetry. The lowest sinewave distortion occurs when the triangle wave is perfectly symmetrical. After that, set S2 to the sinewave position and the scope should display a 2-kHz sinewave at an amplitude of about ± 1.0 volts. Carefully adjust R18 to achieve voltage symmetry of the sinewave, as was done with the triangle wave. Advance R8 and R14 to $\times 1.0$ for a 10-kHz display, and set S2 for a square-wave position.

Adjust R10 for a display of exactly 10.0 kHz. That calibrates the frequency scaling of the instrument.

Reset S2 to the sinewave position and set S1 to 1.0 MHz. Adjust C15 for a sinewave maximum excursion of ± 1.0 volt. That adjustment corrects the high-frequency, sinewave-voltage amplitude response of the sine converter.

Finally, remove the $\times 10$ scope probe and ground lead from the generator and the oscilloscope. Connect a standard BNC cable assembly, 3 feet or less in length, from J1 of the generator to the scope's vertical input. Set the generator controls for a 10-kHz triangle-wave output. Advance R20 for a display of about ± 1 -volt maximum excursion.

Set the scope's sweep speed to display several cycles of the triangle wave. Then carefully adjust R23 for exact voltage symmetry of the waveform, as was done previously. This adjustment correctly sets the level shift of IC5 for an output that is symmetrical about ground rather than the +1.9-volt reference used throughout the rest of the circuit. That completes the set-up for the E.Z. Signal Generator.

The generator is now ready to be pressed into service—you'll find it to be extremely versatile and easy to use. Its wide frequency range coupled with short-circuit protection and large-amplitude

range allows just about any procedure to be performed.

If you run into any problems with the project, or have any questions or comments concerning it, feel free to contact the author c/o **Popular Electronics** for an immediate response. ■

NETWATCH

(continued from page 60)

HOT SITES

AltaVista Translations

<http://babelfish.altavista.digital.com>

Globalink Comprendre

www.comprendre.globalink.com

SYSTRAN Software

www.systransoft.com/personal.html

Basic Account with unlimited hours per month of usage for all language pairs offered, but only for the Web and e-mail. It's a whopping \$49.95 a month to access newsgroups and chat.

And that about wraps it up for now. Until next time, *parcourir heureux*, or *glückliches durchstöbern*. Sorry, couldn't resist. If you feel like getting in touch, in any of several languages thanks to this month's sites, feel free to e-mail me at netwatch@comports.com. Send English snail-mail to **Net Watch**, **Popular Electronics**, 500 Bi-County Blvd., Farmingdale, NY 11735. ■



"I have one little problem. I don't have any idea what I'm doing."

Market Center TM

EPROM+ *The Professionals Choice!*

A DEVICE PROGRAMMER FOR BENCH AND FIELD

Uses parallel printer port!
Excellent software!
Supports all standard parts!



- FIRST GENERATION EPROMS 2708, TMS2716*, 25XX
- SECOND GENERATION EPROMS (24, 28, 32 PIN) 2716 - 27C010 (8 MEG) *ADAPTER REQUIRED DIAGRAMS INCLUDED
- 16 BIT EPROMS (40, 42 PIN) 27C1024 - 27C160 (16 MEG)
- FLASH EPROMS (28, 32 PIN) 28F, 29C, 29EE, 29F FAMILIES PLUS BOOT BLOCK DEVICES
- EEPROMS/NVRAMS (24, 28, 32 PIN) 28C04 - 28C010, X2210/12, ER5901, PLUS DALLAS 12XX
- SERIAL EEPROMS* (8, 14 PIN) 17XX, 24XX, 25XX, 35XXX, 59XX, 85XX, 93XX, 95XX-ER1400
- BIPOLAR PROMS* (16 - 24 PIN) 74SXXX AND 82SXXX FAMILIES
- MICROCONTROLLERS* (ALL FAMILIES) 874X, 875X, 87C5XX, 87C75X, 89C5X, 89CX015 (8705, 68711, PIC12XXX - 16CXXX, 17C4X PLUS FLASH AND 14000)
- READ, PROGRAM, COPY, COMPARE FILE LOAD/SAVE (PLUS MUCH MORE!)
- FULL SCREEN EDITOR W/25 CMDS + BYTE/WORD MODES
- RUNS UNDER DOS, WIN3.1/95 ON ANY SPEED MACHINE
- SUPPORTS INTEL HEX, S-RECORD AND BINARY FILES
- MADE IN USA • 30 DAY MONEY BACK GUARANTEE

\$289

SYSTEM INCLUDES: PROGRAMMING UNIT, PRINTER \$5.00 SHIPPING • \$5.00 C.O.D. PORT CABLE, POWER PACK, SOFTWARE & MANUAL VISA*MASTERCARD*AMEX

ANDROMEDA RESEARCH, P.O. BOX 222, MILFORD, OH 45150
(513) 831-9708 FAX (513) 831-7562

The World's Largest Source for Home Automation

- The Best & Most Comprehensive Home Automation Catalog in the Industry.
- Best Customer Service & Technical Support

FREE
144 page full color catalog!

Thousands of hard-to-find automation, X-10 and wireless control products. Computer interfaces, software, development tools, lighting control, telephone systems, security systems, surveillance cameras, infrared audio/video control, home theater, touchscreen control, HVAC, pet care automation, wiring supplies, books and videos and much more!

World's Largest Selection!

Lowest Prices Guaranteed!

HOME AUTOMATION SYSTEMS, INC.

Questions: 714-708-0610 Fax: 714-708-0614

e-mail: catalog@smarthome.com

www.smarthome.com

Call for a **FREE** Catalog! 800-762-7846

800-SMART-HOME

Dealers/Resellers ask about our HASPRO Dealer Program 800-949-6255



Weeder Technologies

Add \$4
Ship/Hand
US & Canada

FREE
CATALOG!



Pro-Kit

PO Box 2426, Ft. Walton Beach, FL 32549

850-863-5723

Stackable RS-232 Kits

Digital I/O - 12 I/O pins individually configurable for input or output. DIP switch addressable; stack up to 16 modules on same port for 192 I/O points. Turn on/off relays. Sense switch transitions, button presses, 4x4 matrix decoding using auto-debounce and repeat. **\$32**

Analog Input - 8 input pins. 12-bit plus sign self-calibrating ADC. Returns results in 1mV steps from 0 to 4095. Software programmable alarm trip-points for each input. DIP switch addressable; stack up to 16 modules on same port for 128 single-ended or 64 differential inputs. **\$49**

Home Automation (X-10) - Connects between a TW523 and your serial port. Receive and transmit all X-10 commands with your home-brewed programs. Full collision detection and auto re-transmission. **\$39**

Caller ID - Decodes the caller ID data and sends it to your serial port in a pre-formatted ASCII character string. Example: *12/31 08:45 850-863-5723 Weeder, Terry <CR>. Keep a log of all incoming calls. Block out unwanted callers to your BBS or other modem applications. **\$35**

Touch-Tone Input - Decodes DTMF tones used to dial telephones and sends them to your serial port. Keep a log of all outgoing calls. Use with the Caller ID kit for a complete in/out logging system. Send commands to the Home Automation or Digital I/O kits using a remote telephone. **\$34**

Telephone Call Restrictors

Two modes of operation; either prevent receiving or placing telephone calls (or call prefixes) which have been entered into memory, or prevent those calls (or call prefixes) which have "not" been entered.

Block out selected outgoing calls. Bypass at any time using your password. **\$35**

Block out selected incoming calls. Calls identified using Caller ID data. **\$48**

Phone Line Transponder

7 individual output pins are controlled with buttons 1-7 on your touch-tone phone. Automatically answers telephone and waits for commands. Monitor room noises with built in mic. "Dial-Out" pin instructs unit to pick up phone and dial user entered number(s). Password protected. **\$49**

IR Remote Control Receiver


Learns and records the data patterns emitted by standard infrared remote controls used by TVs, VCRs, Stereos, etc. Lets you control all your electronic projects with your TV remote. 7 individual output pins can be assigned to any button on your remote, and can be configured for either "toggle" or "momentary" action. **\$32**

DTMF Decoder/Logger

Keep track of all numbers dialed or entered from any phone on your line. Decodes all touch-tones and displays them on a 16 character LCD. Holds the last 240 digits in a non-volatile memory which can be scrolled through. Connect directly to radio receiver's speaker terminals for off-air decoding of repeater codes, or numbers dialed on a radio program. **\$55**

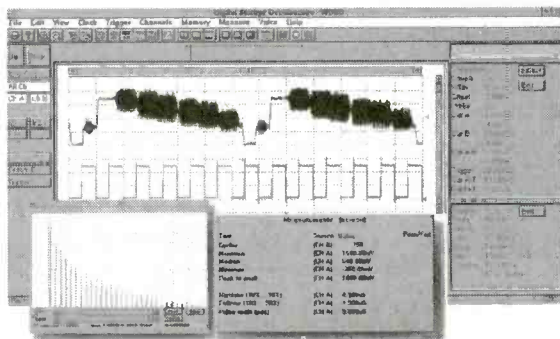
Digital Oscilloscopes

100 MSa/s Parallel Port Based DSO



- 2 Ch. Digital Oscilloscope
- 100 MSa/s Max Single-Shot Rate on Both Channels
- 60MHz Input Bandwidth
- 32K Samples Per Channel
- Optional FFT Spectrum Analyzer*, Advanced Math* and TV Line Trigger**
- IEEE Pulse Parameter Measurements
- One touch **Auto-Setup**
- Advanced Pulse Triggering*
- Hands-Free Voice Control
- Easy to use Windows and DOS Software Included
- **Parallel Port** Interface to Laptop or Desktop PC
- Small and Lightweight (9 oz and 6.3" x 3.75" x 1.25")
- **Free Demo Software** on Web

For \$499 you get the model DSO-2102S Oscilloscope, Probes, Interface Cable, Power Adapter, and Windows and DOS Software.
 *DSO-2102M \$599 **TV-Line Module \$149



DSO w/Logic Analyzer (ISA based)



- 200 MSa/s Max Single-Shot Sample Rate
- 2 Oscilloscope Channels
- 8 Logic Analyzer Channels
- 10 Channels Simultaneously
- 125 MHz Single Shot Bandwidth
- Up to 128K Samples/Channel
- FFT Spectrum Analyzer included

DSO-28264 (10Ch, 200MSa/s, 64k) \$1999
 DSO-28464 (20Ch, 200MSa/s, 64k) \$3799
 All prices include Probes and Software

Link Instruments (973) 808-8990

369 Passaic Ave. • Suite 100 • Fairfield, NJ 07004
 www.LinkInstruments.com/pe7 • Email: Sales@LinkInstruments.com

Learn MICROCONTROLLERS EMBEDDED SYSTEMS and PROGRAMMING...

...with the AES learning system/ embedded control system. Extensive manuals guide you through your development project. All programming and hardware details explained. Complete schematics. Learn to program the LCD, keypad digital, analog, and serial I/O. for your applications.



THREE MODELS AVAILABLE. Choose from an Intel 8051, Intel 8088, or Motorola 68HC11 based system. All models come with:

- 32K Byte ROM, 32K Byte RAM • 2 by 16 Liquid Cryst. Display • 4 by 5 Keypad • Digital, Analog, and Serial I/O • Interrupts, timers, chip-selects • 26 pin expansion connector • Built-in Logic Probe • Power Supply (can also be battery operated) • Powerful ROM MONITOR to help you program • Connects to your PC for programming or data logging (cable included) • Assembly, BASIC, and C programming (varies with model) • Program disks with Cross Assembler and many, well documented, program examples • User's Manuals: cover all details (over 500 pages) • Completely assembled and ready to use • Source code for all drivers and MONITOR • Optional Text Book

Everything you need. From \$279.
 Money Back Guarantee

Call for Free Info Pack, or see
 WEB at <http://www.aesmicro.com>
 714-550-8094, FAX 714-550-9941



Call 1-800-730-3232

AES 575 ANTON BLVD., SUITE 300, COSTA MESA, CA 92626, USA

CONTROL RELAYS • LIGHTS • MOTORS MEASURE TEMPERATURE • PRESSURE • LIGHT LEVELS • HUMIDITY INPUT SWITCH POSITIONS • THERMOSTATS • LIQUID LEVELS

MODEL 30 \$79

- PLUGS INTO PC BUS
- 24 LINES DIGITAL I/O
- 8 CHANNEL
- 8 BIT A/D / IN
- 12 BIT COUNTER
- UP TO 14K SAMP/SEC

MODEL 45 \$189

- RS-232 INTERFACE
- 8 DIGITAL I/O
- 8 ANALOG INPUTS
- 2 ANALOG OUTPUTS
- 2 COUNTERS-24 BIT

MODEL 100 \$279

- 12 BIT 100 KHZ A/D
- 4 ANALOG OUTPUTS
- 3 TIMER COUNTERS
- 24 DIGITAL I/O

MODEL 150-02 \$179

- RS-232 INTERFACE
- TEMP, 20 AMPS
- 16 BIT A/D
- OPTO-ISOLATED
- COMPLETE DMM

MODEL 40 \$99

- RS-232 INTERFACE
- 28 LINES DIGITAL I/O
- 8 ANALOG INPUTS
- PWM OUTPUT

MODEL 70 \$239

- RS-232 INTERFACE
- 16 BIT A/D
- 655 DIGIT
- UP TO 60 SAMP/SEC

Prairie Digital, Inc.

PHONE 608-643-8599 • FAX 608-643-6754
 846 SEVENTEENTH STREET • PRAIRIE DU SAC, WISCONSIN 53578

**OVER
30,000
ITEMS
IN STOCK**

Dalbani®

The Ultimate Saving Source

**LARGE VARIETY
SAME DAY SHIPPING**

Over 6,000 new items

SHIP UP TO
5lbs
FOR ONLY

\$3.95




2nd Day Air



Plus handling & C.O.D. charge if it applies

- Audio/Video Service Parts**
- Audio/Video Accessories**
- Professional Audio**
- Security Products**
- Connectors**
- Technician Aids**
- Chemicals**
- Test Equipments**
- Soldering Equipment**
- Automotive Products**
- Automotive Installation Kits**



**Over 15,000
Original SEMI in stock.**



Dalbani®

4225 NW 72ND AVE. MIAMI, FLORIDA 33166
TEL : (305) 716-1016 ----- FAX : (305) 594-6588

TO ORDER A CATALOG CALL "258"

1-800-325-2264

CALL TOLL FREE
(800) 292-7711 orders only
Se Habla Español

C&S SALES
EXCELLENCE IN SERVICE

LOOK FOR OTHER
MONTHLY SPECIALS
ON OUR WEBSITE

NEW XK-700 Digital / Analog Trainer

Elenco's newest advanced designed Digital / Analog Trainer is specially designed for school projects. It is built on a single PC board for maximum reliability. It includes 5 built-in power supplies, a function generator with continuously sine, triangular and square waveforms and a 1560 tie point breadboard area. Tools and meter shown optional. (Mounted in a professional tool case made of reinforced metal).

XK-700
Assembled and Tested
\$189.95

XK-700 - SEMI KIT
w/ Fully Assembled PC Board
\$174.95

XK-700K - Kit
\$159.95




Made in the USA

Volt Alert™ By FLUKE

Volt Alert™ is the new pocket-sized AC line voltage detector from Fluke. Easy to use - just touch the tip to an outlet or cord. When it glows red, you know there's voltage in the line.

Electrician's, maintenance, service, and safety personnel can quickly test for energized circuits and defective grounds on the factory floor, in the shop, or at home.


- Fits in shirt pocket for convenience.
- All outer surfaces are unconductive for safety.
- Detects voltage metallic contact.



#1AC \$19.50

DIGITAL LCR METER

Model LCR-1810



\$99.95

- Capacitance -1pF to 20µF
- Inductance 1µH to 20H
- Resistance .01Ω to 2000MΩ
- Temperature -20°C to 750°C
- DC Volts 0 - 20V
- Frequency up to 15MHz
- Diode/Audible Continuity Test
- Signal Output Function
- 3 1/2 Digit Display

20MHz Sweep / Function Generator with Freq Counter

B&K 4040

- 0.2Hz to 20MHz
- AM & FM modulation
- Burst Operation
- External Frequency counter to 30MHz
- Linear and Log sweep
- 10MHz B&K 4017 \$309
- 5MHz B&K 4011 \$239



\$399



Model M-6100

The M-6100 is Elenco's most sophisticated meter with almost every possible feature available. The M-6100 even has a computer interface for viewing and storing data on a personal computer. It comes complete with software, RS-232 cable, test leads and manual.

\$125

Model XP-581

4 Fully Regulated DC Power Supplies in One Unit
 4 DC voltages: 3 fixed - +5V @ 3A, +12V @ 1A, -12V @ 1A
 1 Variable - 2.5 - 20V @ 2A

\$89.95



SATELLITE FINDER

Model SF-100A

- Aligns Satellite Dishes
- Range 950-2050MHz
- Audio Tone
- Compact Size
- Self Power Check



\$39.95


Digital Multimeter
Model M-1700

\$39.95

11 functions including freq to 20MHz, cap to 20µF. Meets UL-1244 safety specs.



Technician Tool Kit
TK-1500



28 tools plus a DMM contained in a large flexible tool case with handles ideal for everyone on the go.

\$49.95

Kit Corner

over 100 kits available

AK-700

\$14.95

Phone kit with training course.



RADIO CONTROL CAR KIT

MODEL AK-870

- 7 functions
- Remote control included

\$24.95


No Soldering Required



Model AM/FM-108K Transistor Radio Kit

with training course

\$29.95



35mm Camera Kit

Learn all about photography

AK-540

\$14.95



No Soldering Required

The New DMM900 Series Handheld Digital Multimeters

For high-performance digital multimeters that are accurate, reliable, and rugged, the DMM900 Series extends the Tektronix line of already affordable DMMs. Twice the accuracy. Up to 10 times the resolution. And a full range of capability that spans voltage, current, digital multimeters features a dual numeric display, 3-year warranty, and autoranging capability. All backed by the reliability of the Tektronix brand.

Features

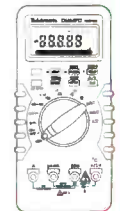
- DMM912, DMM914, DMM916
- 40,000 Count Display
- 0.06% Basic DC Volts Accuracy (DMM916)
- DC Voltage Ranges from 400mV to 1,000V
- AC Voltage Ranges from 4V to 750V (True RMS)
- AC and DC Current Ranges from 10,000µA to 10A
- Resistance Ranges from 400Ω to 40MΩ
- Capacitance Ranges from 4nF to 40µF
- Frequency Ranges from 400Hz to 2MHz
- Temperature Measurements from -50°C to +90°C (DMM916, DMM914)
- 3 Year Warranty
- CE Marking



DMM 912
\$189



DMM 914
\$235



DMM 916
\$275

GUARANTEED LOWEST PRICES ON TEK DMMs

WE WILL NOT BE UNDERSOLD C&S SALES, INC.

150 W. CARPENTER AVENUE
 WHEELING, IL 60090
 FAX: (847) 541-9904 (847) 541-0710
http://www.elenco.com/cs_sales/



15 DAY MONEY BACK GUARANTEE

FULL FACTORY WARRANTY
 PRICES SUBJECT TO CHANGE WITHOUT NOTICE

UPS SHIPPING: 48 STATES 5%
 OTHERS CALL FOR DETAILS
 IL Residents add 8.25% Sales Tax

**Same Day
Shipping**

C & S SALES
Your one stop source for
all your electronic needs!

CALL OR WRITE FOR OUR
**NEW FREE 64 PAGE
CATALOG!**
(800) 445-3201

Fluke Scopemeters



- 123...NEW.....\$950
- 92B.....\$1445
- 96B.....\$1695
- 99B...NEW.....\$2095
- 105B.....\$2495

**ALL FLUKE
PRODUCTS
ON SALE**

**B & K PRECISION
SCOPES**

100MHz THREE-TRACE

Model 2190A



- 1mV/division sensitivity
- Sweeps to 5ns/division
- Dual time base
- Signal delay line
- 15KV accelerating voltage

\$1295.00

60MHz DUAL-TRACE

Model 2160



- 1mV/division sensitivity
- Sweeps to 5ns/division
- Dual time base
- Signal delay line
- V mode-displays two signals unrelated in frequency
- Component tester

\$895.00

40MHz DUAL-TRACE

Model 1541C



- 1mV/division sensitivity
- Video sync separators
- Z-axis input
- Single Sweep
- V mode displays two signals unrelated in frequency
- Component tester

\$695

60MHz, CURSORS & READOUTS, DUAL TIME BASE

Model 2260



- Cursors and readouts
- 1mV/div sensitivity
- 23 calibrated ranges - main time base
- 19 calibrated ranges - delayed time base
- Signal delay time
- V-mode - displays 2 signals unrelated in frequency
- Component tester
- Z-axis input
- Single sweep

\$1225

20MHz DUAL-TRACE

Model 2120B - 2 Year Warranty

Special \$375

Model 2125A with delayed sweep

\$539.95




- 1mV/division sensitivity
- AUTO/NORM triggered sweep operation
- AC, TVM, TVM and line coupling
- Calibrated 19 step time-base with x10 magnifier
- Compact low-profile design

**Affordable Spectrum
Analyzers by B&K**

500MHz Series
Model 2615 - \$1595
Model 2620 w/ tracking
generator - \$1895

1.05GHz Series
Model 2625 - \$2395
Model 2630 w/ tracking
generator - \$2995



Quality Scopes by Elenco
Lowest Prices of the Year!



60MHz

DS-603 \$1350

- Analog / Digital Storage
- 20MS/s Sampling Rate

S-1360 \$749


- Analog with Delayed Sweep

100MHz

S-1390 \$995

- Analog

**Includes
Free Dust
Cover and
Probes**



25/30MHz

DS-303 30MHz \$1095

- Analog / Digital Storage

DS-203 20MHz \$725

- Analog / Digital Storage

S-1330 \$439

- 25MHz Analog
- Delayed Sweep

S-1325 \$325

- 25MHz Analog

**2 Year
Warranty**

SIMM MODULE TESTER

B & K 898

\$625

- Tests 72 and 30-pin SIMMs to 36 bits.
- Stand alone and portable. No other equipment required.
- Automatically identifies width, depth and speed of SIMMS
- 10 built-in tests identify most memory defects. Preheat cycle prior to test.



PORTABLE SEMICONDUCTOR TESTER

B&K 510

- In or out-of-order circuit tests for transistor, FETs, SCRs and darlington.



\$199.00

Fluke Multimeters

Model 70III	\$85	Model 83	\$235
Model 73III	\$115	Model 85	\$269
Model 75III	\$139	Model 87	\$289
Model 77III	\$154	Model 863E	\$475
Model 79III	\$175	Model 867BE	\$650

B&K Precision Multimeters

Model 391	\$143	Model 388A	\$99
Model 390	\$127	Model 2707	\$75
Model 389	\$109	Model 2860A	\$79
Model 5390	\$295	Model 5370	\$219
Model 5380	\$265	Model 5360	\$195

MX-9300

Four Functions in One Instrument

Features:

- One instrument with four test and measuring systems:
 - 1.3GHz Frequency Counter
 - 2MHz Sweep Function Generator
 - Digital Multimeter
 - Digital Triple Power Supply
- 0-30V @ 3A, 15V @ 1A, 5V @ 2A



\$459⁹⁵

GUARANTEED LOWEST PRICES C&S SALES, INC.

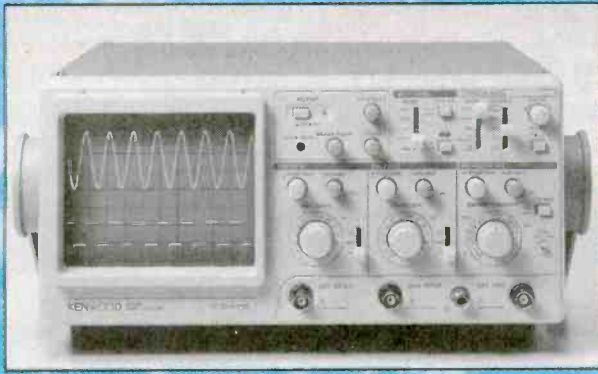
UPS SHIPPING: 48 STATES 5%
OTHERS CALL FOR DETAILS
IL Residents add 8.25% Sales Tax

150 W. CARPENTER AVENUE
WHEELING, IL 60090
FAX: (847) 541-9904 (847) 541-0710
http://www.elenco.com/cs_sales/




**15 DAY MONEY BACK
GUARANTEE**
FULL FACTORY WARRANTY
PRICES SUBJECT TO CHANGE WITHOUT NOTICE

Kenwood CS-4125 Sale!!!



Free **KENWOOD** t-shirt
with purchase of
CS-4125 oscilloscope!!!



KENWOOD

MODEL CS-4125
20 MHz, 2 Channel, includes probes
Suggested Price \$595.00
SUPER SPECIAL \$389.00!!!



8931 Brookville Rd * Silver Spring, MD, 20910 * 800-638-2020 * Fx 800-545-0058
www.prodintl.com

SPARE SCOPE PROBE SPECIAL:

Kenwood PC-35 - 10:1, DC to 50 MHz	
Regular \$62.00	SALE \$29.95
Kenwood PC-41 - 10:1/1:1, 0C to 50 MHz	
Regular \$62.00	SALE \$29.95

Call today for your free 84 page test & measurement instrument catalog!

CIRCLE 46 ON FREE INFORMATION CARD

AUTOMATIC TELLER MACHINES

ATM crimes, abuses, vulnerabilities and defeats exposed! 100+ methods detailed, includes: Physical, Reg. E, cipher, PIN compromise, card counterfeiting, magnetic stripe, false front, TEM-PEST, tapping, spoofing, inside job, vibration, pulse, high voltage - others, con jobs. Histories, law, security checklist, internal photos, figures. Much more! \$39.

CELLPHONE MODIF. GUIDE

How cellphones operate and are modified. Vulnerabilities to hack attack and countermeasures. Details on programming NAMS, ESNs, etc (cloning), control data formats, computing encoded MINS, ESNs, SIDHs, operating systems, PROM programming, forcing ACK, test mode and resets, cable diagrams, scanning, tracking, scanner restorations, freq allocations, roaming. Step-by-steps to keypad-reprogram 100+ popular cellphones. More! \$49.

PAGER / BEEPER MANUAL

How Pagers work, different types and uses, freqs, advantages over and uses with cellphones, and tips and tricks. How Pagers are hacked/countermeasures. And plans for a Personal Pocket Paging System (xmitter and receiver). More! \$29.

PHREAKING CALLER ID & ANI

How they work and dozens of ways of defeating Caller ID, ANI, *69, *57, Call Blocking, *67 etc. Describes ESS, SS7, CN/A, CAMA, DNR, Diverters, Centrex - more! \$19.

SECRETS OF SOLDERLESS BREADBOARDS

100 MHz from 5B designs? Major firm offers such boards! 5Bs are excellent for many final and permanent circuits, and for many RF, Hi-V and Hi-I circuits! And much safer to health and environment. Comprehensive. Dozens of tips! \$29.

HACKING THE INTERNET

The latest tricks and methods being used on the Net to pirate software (warez) and the newest hacking websites. Updated every two months. Includes examples, countermeasures, password defeats, UNIX, Sprintnet, brute force methods, lots of tips, and more! \$29.

COMPUTER PHREAKING

Describes in detail how computers penetrate each other, and how VIRUSES, TROJAN HORSES, WORMS are implemented. Dozens of computer crime and abuse methods and countermeasures. Includes disk filled with hacker text files and utilities, and the legendary FLUSHOT+ protection system. Internet advice, password defeats, glossary - much more! Manual + PC Disk! \$39.

MANY MORE TITLES!

- Hacking Fax Machines - \$29
- PBX Hacking - \$19
- Voice Mail Hacking - \$29
- Beyond Phone Color Exces - \$29
- Hacking Answer. Machines - \$19
- The Hacker Files - \$39
- Internet Cons & Scams - \$19
- Internet Tracking & Tracing - \$29
- Hacking the Internet - \$25
- Cookie Terminator - \$19
- Beyond Van Eck Phreaking - \$29
- Casino Hacking - \$25
- Credit Card Scams - \$29
- Social Engineering - \$29
- Cons & Scams - \$29
- Polygraph Defeats - \$25
- By an Order of the Magnitude - \$49
- Ultimate Success Manual - \$19
- Stealth Technology - \$19
- Secret & Survival Radio - \$19
- Secret & Alternate Ds - \$15
- Rocket's Red Glare - \$29
- High Voltage Devices - \$29
- Mind Control - \$29
- Under Attack! - \$29
- Radionics Manual - \$29
- Heal Thyself - \$19

SPECIAL PROJECTS

We will design & build just about anything! Ask for our free SP Application Form! Hardware now done as SPECIAL PROJECTS only

THE DIRTY-2 DOZEN!

24+ Disks. See CATALOG!

STOPPING POWER METERS

4TH EDITION

As reported on "60 MINUTES"!
All-new 6th Edition! Over 45 pages jam-packed with how devices can slow down (even stop) watt-hour meters - while loads draw full power! Device plugs into one outlet and normal loads into other outlets. Describes meter creep, overload droop, etc. Plans only! \$29.

THE I.G. MANUAL: External magnetic ways (applied to meter) to slow down and stop power meters while drawing full loads. Plans \$25.

KW-HR METERS: How watt-hour meters work, calibration, error modes (many), ANSI Standards, etc. Demand and Polyphase Meters. Experimental results to slow and stop meters by others. \$25.

All 3 (above). Only \$59! (Add \$20 for SPM Video)

MAIL \$3 FOR OUR LATEST CATALOG TO: (\$1 w/order)



CONSUMERTRONICS

2430 Juan Tabo, NE, #259, ABQ, NM 87112
P.O. Box 23097 ABQ, NM 87192

Order Today! 505-237-2073 (9-6, M-F)

Fax: 505-292-4078 (all hours, orders only) Web Adventure: www.tsc-global.com

Established in 1971. Featured on CBS "60 Minutes," Forbes, New York Times. Add \$5 total S/H (US, Canada). Sold for educational purposes only. Postal M.O. is fastest. VISA, MC OK. COD add \$7. See Catalog for LIMITED WARRANTY, SPECIAL PROJECTS and all other Policies

\$29 SPM THE VIDEO!



Now its easier to learn about KW-HR Power Meters than ever before! This educational video shows you how they work and their anatomy. Demonstrates SPMEM device and external magnetic methods used to slow and stop meters! Hosted by a top expert in the field. From the novice to the pro, an excellent source of info on these exciting devices! Great in combo with our SPM related manuals!

Only \$49 for SPM video + SPM manual!!

Popular Electronics, July 1998

AMAZING PRODUCTS!

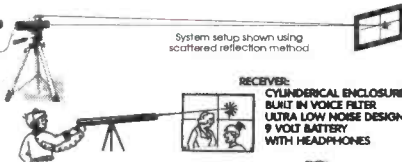


ELECTRONIC & SCIENTIFIC DEVICES

ALL NEW LASER WINDOW BOUNCE SCIENCE PROJECTS

USES SCATTERED AND DIRECT REFLECTIONS

Remarkable concept allows user to hear sounds within a premise over a beam of laser light reflected from a window or similar surface. Experimental device provides hours of interesting and educational use. Utilizes a visible red laser that simplifies alignment and discourages illegal use. Usable range will vary—expect about 20 to 50 meters. Optional lens will increase range 200 to 400 meters! Further range requires expensive optics. Requires a sturdy video tripod (not incl.). Caution—check local law in your state if planning to use for accessing oral communication. **REQUIRES OPTICAL ALIGNMENT**



- LWB5 Plans.....\$20.00 LWB5K KIT/PLANS.....\$149.50
- LWB50 Ready to Use With Selected Laser Pointer.....\$249.50
- LWB70 Above With High Performance Laser Gun Sight, Long Range Extender Lens and Cushioned Headsets.....\$299.50

WIRELESS LAB KITS

ALL PARTS TO BUILD 6 EXCITING TRANSMITTER PROJECTS

- 1 Super Sensitive Ultra Clear 1 Mile + Voice Transmitter
 - 2 1 Mile + Telephone Transmitter
 - 3 Line Powered Telephone Transmitter Never Needs Batteries!
 - 4 Tracking/Homing Beacon "Beeping" Transmitter
 - 5 Transmitter Rebroadcasts Video or Audio Outputs
 - 6 Short Range TV/FM Disrupter NEAT PRANK!! Discretion Advised
- All 6 Above Kits Plus FREE Info Data Pack on "HELPFUL HINTS" Building and Tuning "Wireless Devices"
- COMBOX Parts and Plans for above!.....\$59.50
COMBOP Plans for all the above!.....\$10.00

ULTRA BRIGHT LASERS

4 to 7x brighter 650-630 nm Radiation
ALL METAL CONSTRUCTION
1 YEAR WARRANTY

BATTERIES INCLUDED

LAPN65 15mw equlv 2000 ft.....\$29.95

FOCUSABLE LASER POINTERS

From a Small Dot to a Large Spot!

LAPN65F Focusable Above LAPN65. \$39.95
LAPN63F Focusable/4000' Range.....\$49.95

FANTASTIC VISUAL EFFECTS

Complete Output Devices Projects Visible Lines, Dashed Lines, and Geometric Shapes and Patterns. Great Construction Aids or Special Lighting Effects. Create a Small Light Show.

LASER PATTERN GENERATOR

5 Complex Light Designs Fits on Your Key Chain Includes 3 LR44 Batteries

LAPN65PT 15 mw equlv@670nm...\$29.95

TRANSISTORIZED TESLA COIL

Turns a Light Bulb into a Spectacular Plasma Display

Transmits Wireless Energy Noiseless Operation Pyrotechnic Effect 12 VDC/5 Amps or Battery 115 VAC Optional Converter Adjustable Frequency Control For Effect

- TCL15 Plans.....\$8.00
- TCL15K Kit/Plans.....\$59.50
- TCL50 Ready to Use.....\$109.50
- 12DC/7 12VDC@7Amps.....\$39.50

HOVERBOARD PLANS

Kit Soon to be Available

28 Pages of "how to" build a magnetic force field capable of containing a column of ionized air up to several psi. Proven theory may require additional experiment.

HOVER Plans.....\$25.00

3 MI FM BROADCAST TELEPHONE TRANSMITTER

Tunable On FM Broadcast. Excellent Telephone Project. Only Transmits When Phone is Used

VWPM7K Kit/Plans.....\$39.50
BEEP1K Beeper Alert Kit.....\$19.95

HIGH POWER STUNGUNS

STUN100 100KV StunGun.....\$29.50
STUN200 200KV StunGun.....\$49.50
STUN300 300KV StunGun.....\$69.50

INFORMATION UNLIMITED

DEPT PE 1098
BOX 716 AMHERST, N.H. 03031

JACOBS LADDER

Observe a pyrotechnical display of "traveling" fiery plasma. Starts off as 1/2" arc and expands to over 3" before evaporating into space. This is an excellent attention getting display as well as a winning science project!! With arc control.

- JACK1 Plans.....\$8.00
- JACK1K Kit Minus Case.....\$129.50
- JACK10 Ready to Use.....\$249.50
- 12KVGEN20 Pwr Supply Only.....\$99.50
- 12KVGEN2K Kit of Pwr Supply.....\$79.50

250KV TESLA COIL

10-14" of Explosive Bolts of Lightning

Transmit Wireless Energy Strange and Bizarre pyrotechnical effects. Ion Motors Anti-Gravity Size 20" H x 8" Sq Weight - 25 Pounds 115 Volts/2 Amps AC Labeled "Use Caution"

HIGH CRIME AREA SECURITY! INFINITY+ TRANSMITTER

- ROOM MONITOR/ LINE GRABBER/CONTROLLER
- MONITOR YOUR PREMISES Avoid cameras and break-ins.
 - ACCESS ON GOING CALLS Long winded teenagers!
 - CONTROL 8 APPLIANCES Remote control your home!!!
 - EXTRA ADDED FEATURE!!! Replaces Three COIN MANDATORY Toll Calls Made From Pay Phones!!!
- TELCON3 Plans.....\$10.00
 - TELCON3K Kit/Plans.....\$99.50
 - TELCON30 Ready to Use.....\$199.50
- Programmed With built in BEEPER ALERT

PHASOR BLAST WAVE PISTOL

130 db of Directional Sonic Shock Waves Energy Handheld and Battery Operated

- PPP1 Plans.....\$8.00
- PPP1K Kit/Plans.....\$49.50
- PPP10 Ready to Use.....\$79.50

ATTENTION! HIGH VOLTAGE EXPERIMENTERS

Battery Powered Mini Sized Modules for research in: HOVERCRAFT, ION GUNS, FORCE FIELDS, SHOCKERS etc

MINIMAX4 4KV@10ma.....\$19.50

BURNING LASER RAY GUN

BLASTS THRU THE HARDEST OF METALS!

All Parts Available

A FUTURISTIC CONCEPT!!

BURNING CO2 BENCH LASER

HOTTER THAN MOST TORCHES!

All Parts Available

LAGUN2 Plans.....\$20.00
LC7 Plans.....\$20.00

KINETIC ELECTRIC GUN

PIONEER A FUTURISTIC WEAPON!

500 Joules Energy Storage Constant Current Charging Triggered Spark Switch Ballistic Velocities Handheld Battery Operated Labeled A Dangers product

PROTOTYPED IN OUR LABS JOIN THE RESEARCH!

EGUN1 Plans with Parts List.....\$20.00
All Parts are Individually Available

3MI FM BC TRANSMITTER

Safety Product Allows Listening to Children or Invalids in Hazardous Areas, Pools, Ponds etc. Great Security Intrusion Alert!! Uses FM Table Top Radio.

FMV1K Kit/Plans.....\$39.50

ION RAY GUN PROJECTS ENERGY!

Star Wars Technology Demonstrates Weapons Potential!

IOG7K Kit/Plans.....\$99.50

ATTENTION!! RAILGUN EXPERIMENTERS HIGH ENERGY PULSER

RAIL GUN, COIL GUN, EXPLODING WATER, ANTIGRAVITY, MASS WARPING, LEVITATION, PLASMA PROPULSION, LATTICE SNAPPING, EMP etc

- Lossless Energy Charging
- Programmable Voltage to 2 KV and Energy Control to 3 KJ
- Triggered Spark Switch (IKJ)
- Universal 12 VDC or 115 VAC
- 7.5 X 7.5 X 7" Light weight

HOTSHOT

- HEP3 Plans High Energy Pulser/Ignitor.....\$15.00
- HEP3K Kit/Plans (Minus Energy Storage).....\$199.50
- HEP30 Assembled (Minus Energy Storage).....\$299.50
- HEPCAP 800 Joules Energy Storage.....\$199.50

UNIT IS SHOWN WITH OUR DISTRIBUTED ENERGY SOURCE (AS RAIL GUN)

GRAVITY GENERATOR

Demonstrates a unique phenomena of electrical reactions that produce the effect of "anti-gravity". You build and levitate a small mock space ship from simple materials. Excellent scientific demonstration of a fascinating method of levitation. **Levitate an Object!**

- GRA1 Plans and Book.....\$20.00
- GRA1K Pwr Sup Kit/Plans.....\$99.50
- GRA10 Assembled Pwr Sup.....\$149.50

ELECTRONIC HYPNOSIS AND MIND CONTROL

Generates Highly Effective Audible and Visual Stimuli With Bio-Feedback That Can Induce Hypnotic as Well as ALPHA Relaxed States of the Mind. Place Subjects "Under" Your Control. Enhances Hidden PSYCHIC Ability in Many People!

- MIND Plans.....\$15.00
- MIND2K Kit and Plans.....\$49.50
- MIND20 Assembled.....\$89.50

TELEPHONE TAPING SYSTEM EXTENDED X4 PLAY

Tapes Phone Conversation 20 Mega Input Z1 Check Logs!

TAP30X Ready to Use.....\$84.50
BEEP10 Beeper Alert.....\$29.95

SHOCK FORCE FIELD/ VEHICLE OBJECT ELECTRIFIER

Hard Shock Balls, Wounds, Beating Objects. Great Payback for Those Who Suffer!

CAUTION Mantrapping is illegal!!

SHK1K Kit of Pwr Module.....\$19.50

24 Hr Toll FREE "Orders Only" Line 1-800-221-1705
Fax Your Order to 1-603-672-5406
9 to 5 pm EST Information Line 1-603-673-4730
See Our Web Site at <http://www.amazing1.com>

We Accept MC, VISA, Cash, MO, Checks. Please add \$5.00 Shipping. COD Orders Add Additional \$4.75. FREE CATALOG ON REQUEST!!

EARN MORE MONEY!

Be an FCC LICENSED ELECTRONIC TECHNICIAN!



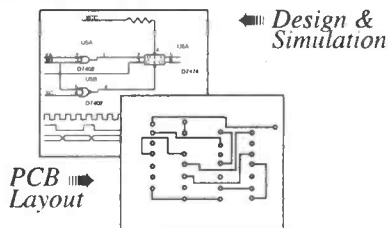
No costly school. No commuting to class. The Original Home-Study course prepares you for the "FCC Commercial Radio-telephone License." This valuable license is your professional "ticket" to thousands of exciting jobs in Communications, Radio-TV, Microwave, Maritime, Radar, Avionics and more...even start your own business! You don't need a college degree to qualify, but you do need an FCC License.

No Need to Quit Your Job or Go To School
This proven course is easy, fast and low cost! **GUARANTEED PASS**—You get your FCC License or money refunded. **Send for FREE facts now. MAIL COUPON TODAY!**
Or, Call 1-800-932-4268 Ext. 240

COMMAND PRODUCTIONS
FCC LICENSE TRAINING, Dept. 240
P.O. Box 2824, San Francisco, CA 94126
Please rush FREE details immediately!

NAME _____
ADDRESS _____
CITY _____ STATE _____ ZIP _____

Low Cost CAD Software Now In Windows™95



- Easy to use schematic entry program (**SuperCAD**) for circuit diagrams, only \$149. Includes netlisting, bill of materials, extensive parts libraries.
- Digital simulator (**SuperSIM**) allows you to check logic circuitry quickly before actually wiring it up. Works directly within SuperCAD and displays results in "logic analyzer" display window. Starting at \$149 this is the lowest cost simulator on the market. Library parts include TTL, and CMOS devices.
- Analog simulator (**mentalSPICE**) for \$199. Allows AC, DC and transient circuit analysis. Includes models of transistors, discretes, and op amps.
- Circuit board artwork editor and autorouter program (**SuperPCB**), starting at \$149. Produce high quality artwork directly on dot matrix or laser printers. You can do boards up to 16 layers including surface mount. Includes Gerber and Excellon file output. Autorouter accepts netlists and placement data directly from the SuperCAD schematic editor.
- **New!**—Complete electronic design package (**mentalMAX**) including schematic editor, analog and digital circuit simulation, and printed circuit board layout with autorouter for only \$549!

Write or call for free demo disks:
MENTAL AUTOMATION, INC.
5415 - 136th Place S.E.
Bellevue, WA 98006
(425) 641-2141
Internet: <http://www.mentala.com>



CABLE TV Converters & Descramblers

Compatible with
**Jerrold, Scientific Atlanta,
Pioneer, Oak, & Hamlin
Equipment**

BRAND NEW!

6-MONTH GUARANTEE

LOWEST PRICES

Volume Control & Parental Lockout Available

Greenleaf Electronics

1-800-742-2567

NO ILLINOIS SALES

It is not the intent of Greenleaf Electronics to defraud any pay television operator and we will not assist any company or individual in doing the same.

NOW MAKE AN EXTRA \$600 PART TIME WEEKENDS -- UP TO \$2,000 A WEEK FULL TIME IN *Explosive* SATELLITE DISH TV/ELECTRONICS FIELD!

Hottest Career Opportunity Since Invention of the VCR!

See How Fast The Money Rolls In!

Part time: *Here's what you can earn
over a typical weekend:*

Install 2 Satellite dish systems at \$200	= \$400
Repair 4 TV's at \$50 each	= \$200

Total Weekend Income = \$600

Full time: *Working just five days a week
you could easily earn:*

Install 5 Satellite dish systems at \$200	= \$1,000
Repair 10 TV's, average \$50 each	= \$500
Clean and adjust 10 CD players, average \$35 each	= \$350
Service 2 Home entertainment centers at \$75	= \$150

Total Weekly Income = \$2,000

**In addition you can make big extra profits
on other supplies you furnish!**

Get in *THE FAST LANE* on the NEW "INFORMATION SUPERHIGHWAY" Everyone's Talking About!

It's exciting! It's gigantic! The technology of tomorrow is here today! You've been reading and hearing about the amazing Information Superhighway. It's so new that few technicians are equipped to service

this fast emerging field! Foley-Belsaw gives you Satellite dish technology (including new mini-dish) along with the electronic expertise you need to make big money servicing TVs and other electronic equipment.

Be your own boss! It's quick and easy to become an expert at home in your spare time. Earn really BIG money adjusting, installing and repairing • *Satellite dish systems* • *TVs* • *Amplifiers* • *CD players* • *AM/FM tuners* • *Home entertainment centers*. Every home, every business, every office in your area desperately needs your expertise!

Your timing just couldn't be better! Never before and probably never again will you have a ground-floor opportunity like this to get into a booming business of your own, make really big money starting right away, be your own boss and enjoy financial freedom and security. The fact you're reading this message shows you're smart enough to realize this!

Satellite dish/TV/Electronics is easy

to learn in your spare time at home. This modern, practical hands-on course combines simple step-by-step lessons with easy-to-follow video cassette guidance. No special experience or electronics background is necessary. Just average mechanical aptitude and the ability to follow simple A-B-C repair procedures that are clearly outlined for you.

And when you complete the course you will receive Foley-Belsaw's official diploma attesting to your expertise.

**30-DAY
NO RISK TRIAL**
Send for details



**Send coupon today for
FREE Fact Kit. No obligation.**

Don't miss out on this once-in-a-lifetime opportunity. Send in the coupon NOW. Get all the facts and study them in the privacy of your own home. There's absolutely no obligation and no salesman will call on you. So don't delay. Mail the coupon today!

MAIL TODAY FOR FREE INFORMATION PACKAGE

Foley-Belsaw Institute
6301 Equitable Road
Kansas City, MO 64120-1395



- YES!** Without obligation send free information kit so I can learn how to become a professional Satellite Dish/TV/Electronics Specialist, in order to earn high extra income Dept. 31582
- VCR Repair**-Unlimited profits in this growing field. Dept. 62811
- Interested in an exciting, money making career in **Computer Repair, Maintenance and Upgrade?** Dept. 64713
- Personal Computer Programming**-Learn fast at low cost for big earnings. Dept. 35529

Name _____

Address _____

City _____ State _____ Zip _____

Call toll-free 1-800-487-2100

ATTENTION DEALERS: WHOLESALE ONLY!



Formerly JES, Inc.

EXCLUSIVE:



NEW!
Wavemaster 99 Channel

• Sleep Timer • Std./HRC Switch • Parental Control

10+	20+	50+
\$57	52	45

	5+	10+	20+
Panasonic 145	\$72	65	60
Refurb. Panasonic 145	57	55	52
Panasonic 100	52	49	--
Panasonic 175	---	CALL!	---
Starcomm DQN	49	45	39
(99 ch; Refurb.)			

TOLL FREE:

800-322-9690



FAX:

516-246-5634

**CALLER ID SEEN
ON YOUR TV**



TV Messenger

**Only
\$89.95**



Never be interrupted by
unwanted calls again!

TV Messenger offers:

- Convenience
- Security
- Callers' log
- Visual call indicator



Modern Electronics

2609 S 156 Cir, Omaha, NE 68130

1-800-906-6664

❖ ATTENTION CABLE VIEWERS ❖

CABLE VIEWERS. . . get back to your BASIC Cable Needs

Call 800-577-8775

For information regarding all of your BASIC cable needs.



5 GOOD REASONS TO BUY OUR FAR SUPERIOR PRODUCT

- ❖ PRICE
- ❖ EFFICIENT SALES AND SERVICE
- ❖ WE SPECIALIZE IN 5, 10 LOT PRICING
- ❖ ALL FUNCTIONS (COMPATIBLE WITH ALL MAJOR BRANDS)
- ❖ **ANY SIZE** ORDER FILLED WITH SAME DAY SHIPPING

We handle NEW equipment ONLY - Don't trust last year's OBSOLETE and UNSOLD stock!
COMPETITIVE PRICING—DEALERS WELCOME


HOURS: Monday-Saturday 9-5 C.S.T.

It is not the intent of B.E.S.W. to defraud any pay television operator and we will not assist any company or individual in doing the same.
*Refer to sales personnel for specifications.

**BASIC
ELECTRICAL
SUPPLY &
WAREHOUSING
CORPORATION**

P.O. Box 8180 ■ Bartlett, IL 60103 ■ 800-577-8775

Electronic Training Videos



Learn electronics quickly and easily with UCANDO's computer-animated training videos. Students can learn at their own pace and professionals will find the UCANDO videos to be a valuable source of reference material. If these videos aren't the best learning tools you've ever seen, return them within 30 days for a

complete refund. These videos are being used by Tech-Schools, CET's, Military Branches, Ham Operators, Industries, and more, across the United States and around the world. Order today and see how UCANDO is ...

"Changing The Way The World Learns Electronics."

VCR Maintenance & Repair ... \$29.95 All others ... \$44.95 each
 * Intro to VCR Repair * Direct Current * Alternating Current * Semiconductors * Power Supplies * Amplifiers * Oscillators * Digital 1 * Digital 2 * Digital 3 * Digital 4 * Digital 5 * Digital 6 * AM Radio * FM Radio Part 1 * FM Radio Part 2 * TV Part 1 "Intro to TV" * TV Part 2 * "The Front End" * TV Part 3 "Audio" * Fiber Optics * Laser Technology *

SAVE!!! 6 videos for only \$240 or 12 videos for only \$450



1-800-678-6113

or mail check or money order to:

UCANDO Videos
 P.O. Box 928
 Greenville, OH 45331



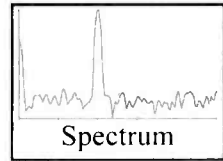
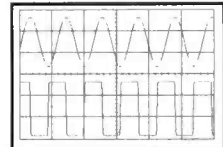
FREE Shipping ... FREE Catalog

CIRCLE 136 ON FREE INFORMATION CARD

OSCILLOSCOPES

from \$169 !!!

ATC O-Scope uses printer port to turn PC-AT into Digital Storage Oscilloscope, Spectrum Analyzer, Freq. Counter, Logger, DVM. DC-500KHz



- Print, log to disk, or export data
- Accepts standard scope probes
- Uses standard printer port
- Small and portable
- Works with laptops
- Same day shipping
- Made in U.S.A.
- Single channel units from \$169
- Dual channel units from \$349

Options:

- Probe sets
- Automotive probes
- Battery packs

Order yours today.

800 980 9806

MC/Visa/Amex

Allison Technology Corporation

8343 Carvel, Houston, TX 77036 USA

PH: 713 777 0401, FAX: 713 777 4746, BBS: 713 777 4746

<http://www.atcweb.com>

• 68HC11 Micro-Controllers •

MRC1164GP (kit/asm)* - Controller w/ 64k \$77.95/\$97.95

MSCC11GP (kit/asm)* - Controller \$27.95/\$37.95

*Uses any 68HC11 Chip (sold separately)

• 68HC11 Expansion Boards •

ME11GP (kit/asm) - 32k & I/O expansion board for the EVBU \$46.95/\$68.95

MRSXGP (kit/asm) - Sensor & I/O expansion board for MRC1164GP \$59.95/\$88.95

• Programmable Autonomous Mobile Robot Kits •

ROBOBUGGP (kit/asm)* - serious six-legged robot \$547.95/\$788.95

TAL2 (kit/asm)* - R&D robot vehicle \$495.95/\$798.95

TALJR (kit/asm)* - expert robot vehicle \$135.95/\$215.95

• Communications Boards •

*First-time buyers of Mekatronix™ brand products need the Com-Kit \$19.95 OR the Com-Pack \$27.95.

The card plugs into the back of your PC's serial port/cable.

You can then Program your robot or micro-controller in sBASIC, HC11 Assembly, C (ICC11), POGO, Forth or I.C.

• Servos •

MS455RGP -42 oz-in dual ball bearing servo \$13.95

MS455HGP -Servo modified/continuous rotation \$19.95

• Software •

HSDL11GP - MC68HC11 115.2 Kbps downloader \$8.95/ W95

ICC11GP -v4.5 HC11 C-Compiler \$71.50 Dos /\$125.50 Win

TGPPD01 -Program disk w/ collision avoid. progrm \$8.95


TGPPD01 -Program disk w/ line following progrm \$19.95

TGPPSD -Example robot programs & source code \$18.95

TJAIPDGP -TJ Artificial Intell. program \$18.95

REMRPDGP -IR reading software for select IR TV remotes \$28.95

EDUPD01GP -Software & Tutorial for Middle & High Schoolers \$28.95



• Sensors/Emitters •

GP1UYRGP32/40 \$6.89/\$3.49

32khz/40khz Infrared Digital Sensors

GP1UYHGP32/40 \$9.89/\$5.89

32khz/40khz Infrared Analog Sensors

MIR27ERGP \$1.39

Corresponding IR emitters

• MORE •

CCAMPALGP -Wireless color mini-camera spy \$298.95

BC12A500 -A/C adapter/robot battery charger \$9.55

AANCGP -6 AA Rechargeable NiCad batteries \$14.55

IRREMGP - Remote control module for Talrik Jr. \$22.95

Orders: Toll Free: 1-888-MR-ROBOT

E-mail: novasoft11@aol.com

Web Catalogs:

<http://www.mekatronix.com/>

<http://members.aol.com/novasoft11>

For Technical Questions & other inquiries:
novasoft11@aol.com or 804-272-5752

© 1998 NovaSoft™, Inc.

Our Complete Catalog is now online  www.cit.com

Circuit Specialists Inc.

SINCE 1971

Check Out What We Have To Offer:

Fantastic DMM Offer!!!

Don't let the price fool you. This meter is a digital multimeter designed for engineers and hobbyists. Equipped with 5 functions and 19 ranges. Each test position is quickly and easily selected with a simple turn of the FUNCTION/RANGE selector rotary switch.

General Rubber Boot Included

Display: 3-1/2 Digit LCD, 21mm Figure Height

with Automatic Polarity
Overrange Indication: 3 Least Significant Digits Blank

Temperature for Guaranteed Accuracy:

23°C±5°C RH<75%

Temperature Ranges:

Operating: 0°C to 40°C (32°F to 104°F)

Storage: -10°C to 50°C (14°F to 122°F)

Power: 9V Alkaline or Carbon-Zinc Battery (NEDA1604)

Low Battery Indication: BAT on Left of LCD Display

Dimensions: 188mm long x 87mm wide x 33mm thick

Net Weight: 400g

DC Voltage (DCV)

Range: Resolution: Accuracy:

200mV 100µV

2000mV 1mV ±(1%rdg+2dgt)

20V 10mV

200V 100mV

1000V 1V

Maximum Allowable Input: 1000V DC or Peak AC.

DC Current (DCA)

Range: Resolution: Accuracy:

200µA 100nA

2000µA 1µA ±(1.2%rdg+2dgt)

20mA 10µA

200mA 100µA ±(1.2%rdg+2dgt)

10A 10mA

Overload Protection: mA Input: 2A/250V fuse.

Maximum Open Circuit Voltage: 2.8V

Diode Test

Measures forward voltage drop of a semiconductor junction in mV test current of 1.5mA Max.

hFE Test

Measures transistor hFE.

Frequency Range: 45Hz-450Hz

Maximum Allowable Input: 750V rms

Response: Average Responding. Calibrated in rms of a Sine Wave.

AC Voltage (ACV)

Range: Resolution: Accuracy:

200V 100mV ±(1.2%rdg+10dgt)

750V 1V

Resistance (Ω)

Range: Resolution: Accuracy:

200Ω 100mΩ

2000Ω 1Ω ±(1.2%rdg+2dgt)

20KΩ 10Ω

200KΩ 100Ω

2000KΩ 1KΩ ±(2%rdg+10dgt)

20MΩ 10KΩ

Maximum Open Circuit Voltage: 2.8V

Diode Test

Measures forward voltage drop of a semiconductor junction in mV test current of 1.5mA Max.

hFE Test

Measures transistor hFE.

Frequency Range: 45Hz-450Hz

Maximum Allowable Input: 750V rms

Response: Average Responding. Calibrated in rms of a Sine Wave.

AC Voltage (ACV)

Range: Resolution: Accuracy:

200V 100mV ±(1.2%rdg+10dgt)

750V 1V

Resistance (Ω)

Range: Resolution: Accuracy:

200Ω 100mΩ

2000Ω 1Ω ±(1.2%rdg+2dgt)

20KΩ 10Ω


200KΩ 100Ω

2000KΩ 1KΩ ±(2%rdg+10dgt)

20MΩ 10KΩ

\$19.00 any qty

Our Best Offer Ever on a High Quality Full Sized DMM



CAT NO	DESCRIPTION	PRICE
9300G	Rugged High Quality DMM with Rubber Boot	\$19.00

Positive Photofabrication Kit Make your own PCB's

Kit includes the basic items needed to fabricate pre-sensitized printed circuit boards (does not include artwork). Also included is a basic process guide to assist the user in the basics of exposing, developing and etching a PCB. All items fit conveniently in the plastic development tray, and a tight fitting lid is included for handy storage. Additional recommended supplies for fabricating PCB's are: exposure bulb, etchant tank, eye protection, art-work, paper towels.

Kit Includes

- 1 each 3'x5' pre-sensitized single sided PCB
- 1 each 4'x6' pre-sensitized single sided PCB
- 1 each 6'x6' pre-sensitized single sided PCB
- 1 each 500ml developer liquid
- 1 each 500ml ferric chloride etching liquid
- 2 each foam brushes
- 1 each plastic development tray
- 1 each rubber gloves
- 1 each instruction sheet

CAT NO	DESCRIPTION	PRICE
416-K	Photofabrication Kit	\$27.95



new!

Positive Photo Resist Pre-Sensitized Printed Circuit Boards

These pre-sensitized printed circuit boards are ideal for small production runs. They provide high resolution and excellent line width control. High sensitive positive resist coated on 1oz. copper foil allows you to go direct from your computer plot or art work layout. No need to reverse art.

Single-Sided, 1oz. Copper Foil on Paper Phenolic Substrate PRICE EACH

CAT NO	DESCRIPTION	1	10	50
PP101	100mm x 150mm/3.91" x 5.91"	\$2.55	\$1.90	\$1.70
PP114	114mm x 165mm/4.6" x 6.6"	2.98	2.45	1.98
PP152	150mm x 250mm/5.91" x 9.84"	5.40	3.98	3.60
PP153	150mm x 300mm/5.91" x 11.81"	6.15	4.48	4.10
PP1212	305mm x 305mm/12" x 12"	12.78	10.65	8.52

Single-Sided, 1oz. Copper Foil on Fiberglass Substrate PRICE EACH

CAT NO	DESCRIPTION	1	10	50
GS101	100mm x 150mm/3.91" x 5.91"	\$ 3.90	\$2.98	\$2.60
GS114	114mm x 165mm/4.6" x 6.6"	4.80	3.49	3.20
GS152	150mm x 250mm/5.91" x 9.84"	8.69	5.98	5.78
GS153	150mm x 300mm/5.91" x 11.81"	10.20	7.20	6.80
GS1212	305mm x 305mm/12" x 12"	18.88	15.73	12.59

Double-Sided, 1oz. Copper Foil on Fiberglass Substrate PRICE EACH

CAT NO	DESCRIPTION	1	10	50
GD101	100mm x 150mm/3.91" x 5.91"	\$ 5.07	\$3.68	\$3.38
GD114	114mm x 165mm/4.6" x 6.6"	5.95	4.29	3.99
GD152	150mm x 250mm/5.91" x 9.84"	10.47	7.39	6.98
GD153	150mm x 300mm/5.91" x 11.81"	11.95	8.69	8.30
GD1212	305mm x 305mm/12" x 12"	22.09	18.35	14.68

Exposure System

Just place your presensitized board and artwork centered under the exposure fixture. Place the convenient acrylic sheet over the board and artwork to hold everything in place. Turn on light. Voila! Exposure takes about 5 minutes. Kit includes one fluorescent tube, stand and acrylic weight.



Features

- Exposes boards in about 5 minutes!
- Convenient acrylic sheet to hold board in place during exposure (12.5" x 8.5")
- Fluorescent light fixture with plastic cover designed to aid in proper light refractions for even exposure

CAT NO	DESCRIPTION	PRICE
416-X	Fluorescent Exposure System	\$31.95
416-B	Extra Replacement Fluorescent Tube	16.95

Etching Tank This handy etching system will handle PC boards up to 8' x 9', two at a time. Ideal for etching your PCB's! System includes an air pump for etchant agitation, a thermostatically controlled heater for keeping etchant at optimum temperature and a tank that holds 1.35 gallons of etchant. A tight fitting lid is also supplied to prevent evaporation when system is not being used. Typical etching time is reduced to 4 minutes on 1oz. copper board!

REDUCES ETCHING TIME!	CAT NO	DESCRIPTION	PRICE
	12-700	Etch Tank System	\$37.95

Developer This product is used as the developer on our positive photo-resist printed circuit boards. Includes instructions. 50 gram package, mixes with water, makes 1 quart.

CAT NO	DESCRIPTION	1	10	25
POSDEV	Positive Developer	\$.95	\$.80	\$.50

Etching Chemicals/Ferric Chloride
A dry concentrate that mixes with water to make 1 pint of etchant, enough to etch 400 sq. inches of 1oz board.

CAT NO	DESCRIPTION	1	5
ER-3	Makes 1 pint	\$3.50	\$2.75



CIRCUIT SPECIALISTS, INC.

SINCE 1971
800-811-5203
602-464-2485
602-464-5824(FAX)

WE ACCEPT:



RECEIVE OUR LATEST 132 PAGE CATALOG!

It's chock full of all types of electronic equipment and supplies. We've got I.C.'s, capacitors, resistors, pots, inductors, test equipment, breadboarding supplies, PC supplies, industrial computers, data acquisition products, personal computers and computer parts, plus much, much more. FAX us your name and address or call 800-811-5203, ext. 5, to leave a message on our catalog request line.

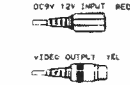



Color Weather Proof Bullet Camera

1/3" CCD with removable rotation capable mounting bracket

Specifications

Image Sensor: Interline transfer CCD 1/3" format
 Effective Pixel: 512(H)x492(V) pixels/NTSC
 512(H)x582(V) pixels/PAL
 Scanning System: 2 : 1 interlaced
 Sync System: Internal sync
 Sync Pulse: 15.734KHz +1%(H)/15.625KHz +1%(H)
 Resolution: 59.94Hz +1%(V)/ 50Hz +1%(V)
 S/N Ratio: Sub-Carrier 3.57 MHz +30ppm
 Gamma Characteristics: 400 TV lines (H)
 Min. Illumination: More than 46dB (typ)
 Video Out: 1 LUX (F1.2 10 IRE)
 Composite video signal : 1.0Vp-p
 White Balance: Auto white balance
 Electronic Shutter: 1/60 - 1/100,000 SEC(N) 1/50 - 1/100,000 SEC (P)
 Power Supply: DC 12V + 10%
 Power Consumption: 240mA (typ)
 Lens: 4mm (78 or 92 degree) F : 2.0
 Ambient Operating Temp: -5 deg. C +40 Deg. C
 Ambient Storage Temp: -10 Deg. C +50 Deg. C RH 95% MAX
 Dimension: 2 1/8" (L) x 1 1/4" (D)
 Weight: 3 oz.



CAT NO	DESCRIPTION	PRICE EACH
WDB-5407S	Color Water Tight Bullet Camera	\$299.00 \$269.00

CCD Bullet Cameras

Available with standard or pinhole lens. Virtually indestructible bullet shaped casing. This sleek B&W camera can be mounted on walls or ceilings along narrow corridors or virtually any location for virtually any surveillance application. 0.5 lux minimum illumination with 380 lines of resolution. Even includes a built-in electronic iris for automatic light compensation.

Features

- Extremely low power consumption
- No blooming, no burning
- 0.5 LUX minimum illumination
- CCD area image sensor for long camera life
- Ultra small size allows for simple application and installation
- Built-in electronic auto iris for automatic light compensation
- Ultra compact camera

Specifications

Image Pick-Up Device: 1/3" CCD area sensor
 No. of Pixels: EIA = 512(H) x 492(V)
 Pixel Pitch: EIA = 9.6UM(H) x 7.5UM
 Scanning System: EIA=525 lines, 60 field/sec
 Sync System: Internal sync
 H. Resolution: 430 TU line
 V. Resolution: 400 TU line
 Usable Illumination: 0.5 Lux F1.6
 S/N Ratio: More than 48dB
 Gamma Characteristic: 0.45
 Video Output: 1.0 - 1.1 up-p 75 Ohm
 Electronic Shutter Time: EIA=1/60 - 1/50,000 sec
 Lens F No. Focal Length: STD : 1.6 Open / 4.3mm(78 deg) Pinhole; 4.3 fixed / 2.8mm(91.4 deg)
 Power Consumption: DC 9V (8-10V), 110mA
 Operational Temp.: -10 deg - +50 deg C RH95% max
 Storage Temp: -20 deg - +60 deg C RH95% max
 Dimensions: STD : 22mm(W) x 22mm(H) x 38mm(D) Pinhole: 22mm(W) x 22mm(H) x 30mm(D)
 Weight: 35g max



CAT NO	DESCRIPTION	PRICE EACH
WDB-07S	Standard Lens Version	\$144.00 \$129.00
WDB-07P	Pinhole Lens Version	144.00 129.00
WDP-07S/water	Standard Lens Weather Proof	169.00 152.00
WDP-07P/water	Pinhole Lens, Weather Proof	169.00 152.00

CCD Dome Camera with Audio

B&W DOME camera with integrated microphone. Ideal security system application. 12 VDC operation.

Specifications

Image Device: 1/3" interline transfer CCD
 Picture Elements: EIA=542(H)x492(V)
 Scanning System: 2:1 Interlace
 Synchronization System: Internal
 Horizontal Resolution: 380 TV Lines
 Sensitivity: Under 0.3 LUX
 Electronic Iris (linear): EIA = 1/60-1/100,000 sec
 Video Output: 1.0Vp-p, 75 ohm
 S/N Ratio: More than 50dB
 Power Supply: 12V DC (±20%)
 Gamma: r=1
 Power Consumption: 110 mA max
 Operating Temp.: -10°C ~ +50° C
 Operating Humidity: RH 95% Max
 Weight: 100g
 Applied Lens: 3.6mm -92°, 4.3mm -78°
 AI/EE/Flicker Less/Mirror Image: Jump soldering selection
 Audio Pick-up Sensitivity: -60dB (0dB=1V/ubar)
 Audio Frequency Range: 20 Hz - 20 kHz
 Audio S/N Ratio: More than 40dB
 Audio Output Level: 1VP-P/600 ohm
 Dimensions: 87 x 55.5mm



CAT NO	DESCRIPTION	PRICE EACH
WDBB-6500	B&W Dome Camera	\$144.00 \$129.00

1/3" CCD Board Cameras

Available with PINHOLE LENS with AUDIO; STANDARD LENS with AUDIO; and STANDARD LENS with INFRA-RED. These are the world's smallest commercially available CCD board cameras!

World's Smallest B&W Board Cameras

Specifications

Image Pick-Up Device: 1/3" CCD area Sensor
 Picture Elements: EIA=512(H) x 492(V)
 Pixel Pitch: EIA=9.6UM (H) x 7.5UM (V)
 Scanning System: 2 : 1 Interlace
 Scanning Frequency: EIA=525 lines, 60 field/sec (II) 15.750 KHz x 60 HK
 Resolution: 430 Lines
 Minimum Illumination: 0.03 LUX
 S/N Ratio: 45DB
 Lens Mounting: 4.3mm standard, 5mm pinhole
 Video Output: 1.0 VP-P/750OHM composite signal
 Power Requirement: 8-12 VDC (9VDC standard)
 Power Consumption: 100mA
 Operating Temperature: -20C → 70 C RH 95% Max
 Storage Temperature: -40C → 85 C RH 95% Max
 Audio Pick-Up Sensitivity: -60 DB (0DB = 1B/UBAR, 1KNZ)
 Audio Frequency Range: 20 Hz to 20KHz
 Audio S/N Ratio: More than 35DB
 Audio Output Level: 1VP-P/600 OHM

Dimensions

WDP-2000 30mm (H) x 30mm (W)
 WDS-2005 30mm (H) x 30mm (W)
 WDI-4000 44mm (H) x 30mm (W)

CAT NO	DESCRIPTION	PRICE EACH
WDP-2000	1/3" B&W Pinhole Lens with Audio	\$89.00 \$77.00
WDS-2005	1/3" B&W Standard Lens with Audio	89.00 77.00
WDI-4000	1/3" B&W Infra-RED (no audio)	89.00 77.00
WDPH-55BW	Plastic Housing Option for B&W Board Cameras (WDP-2000 & WDS-2005 ONLY)	13.00 12.00



SEE OUR ON-LINE CATALOG AT
www.cir.com

CIRCUIT SPECIALISTS, INC. 800-811-5203
 SINCE 1971 602-464-2485
 602-464-5824(FAX)

ESD Safe Soldering Stations

- Auto-Temp 1.36ESD & Auto-Temp 1.37ESD
- Meets applicable military standards
- ESD safe featuring ceramic heating element and state of the art P.T.C. sensor to ensure accurate temperature performance

Features

Fine Tune Temperature from 150° C (300° F) through 450° C (850° F) without unnecessary tip or heating element changes.

Precision Tip Temperature accuracy is mastered to within ±3° C (6° F) using state of the art circuit technology and a built-in P.T.C. sensor located at the top of each ceramic heater shaft for fail safe accuracy.

Fast Heat Up & Recovery. A long life Japanese made ceramic heating element facilitates fast heat up, fast recovery and exacting temperature control with minimal overshoot. Heat-up time to working temperature is attained in about 45 seconds. **Spike Free Circuit.** "Zero voltage" switching and fully grounded design meets military application standards for protection of electro-sensitive devices against line transience and voltage spikes. Tip leakage is less than 0.4 mv or 0.5 ohm resistance. **External Calibration Port.** A calibration port is located on the face of the unit thus temperature adjustments are quick and convenient.

Lightweight Soldering Iron. Ergonomic mini handle that stays "cool". Handle assembly corals made from silicone rubber that won't be damaged when coming into contact with high temperature irons.



136ESD

137ESD w/ Digital R/O

a lock-out feature to allow supervisors only to set and lock specific soldering temperatures. Accomplished via a special sized allen head screw located on the front panel. **Superior High Insulation** ceramic heater provides insulation rated over 100Mohms at 750° F. **Optional SMD Tip Series** for re-work applications. **Range of Interchangeable Tips Available** for maximum system flexibility.

CAT NO	DESCRIPTION	PRICE EACH
136ESD	Electronic Temp Controlled ESD Safe Soldering Station	\$99.00 \$88.00
137ESD	Electronic Temp Controlled ESD Safe Soldering Station w/ Digital Readout	129.00 114.00

Isolated Power Unit. The power unit is isolated from the AC line by a high quality transformer and only 24 Vac voltage is used to drive the heating element.

ESD Safe. Exceeds all soldering equipment military specifications regarding electro static sensitive devices for critical applications.

Lock-Out Feature: Constructed with

New and Pre-Owned Test Equipment

Goldstar



Model OS-9100P → **\$899.00**

Full 100 MHz Bandwidth!

- Dual-Channel, High Sensitivity
- TV Synchronization Trigger
- Calibrated Delayed Sweep
- Includes Two Probes, 2 Year Warranty

FREE SHIPPING!
ON GOLDSTAR EQUIPMENT
ANYWHERE IN THE U.S.
Excluding AK & HI



BK PRECISION
MAXTEC INTERNATIONAL CORP.

Model 4040 \$499.00

20 MHz Sweep/Function Generator

LOWEST PRICES EVER!

NEW FLUKE MULTIMETERS & TEKTRONIX OSCILLOSCOPES

The Industry Standard in Multimeters

Fluke Model 87 \$285.00 !!!

**We Buy Surplus
Test Equipment**

1-800-996-3837

Test Equipment Depot

A FOTRONIC CORPORATION COMPANY

P.O. BOX 708 Medford, MA 02155

(617) 665-1400 • FAX (617) 665-0780

email: afoti@fotronic.com

See us on the Web!

www.fotronic.com



TOLL FREE 1-800-99-METER

Introducing Eagan Technical Services, Inc.

Surface Mount Rework System

The Eagan Technical Services SMT Rework System and Procedures were developed to meet the needs of several high volume computer repair facilities and provide an efficient and economical method for removal and installation of Surface Mount devices. The system includes all tools, supplies, and materials required to perform nondestructive removal and installation of most package/types of surface mount components.

Just \$249.95!



- SMT Reflow Gun
- Reduction Nozzle
- Set of 3 Probes
- Set of 2 Tweezers
- Cleaning Sponge
- Illuminated Magnifier
- Water-Soluble Flux
- Organic Core Solder
- Flux Applicator
- Tool/Parts Box
- Instructional Video
- Practice PC Board
- Instruction Booklet



Eagan Technical Services, Inc.
1408 Northland Drive, Suite #304
Mendota Heights, MN 55120

Phone: 612.688.0098 Fax: 612.688.7829

Toll Free: 800.285.1873 Internet Address: www.eagantech.com

BEST DEALER PRICING!

CABLE DIRECT

CONVERTERS • FILTERS
DESCRAMBLERS

IMPROVE YOUR IMAGE WITH
VIDEO STABILIZERS

FREE
CABLE TV
CATALOG!

100%
MCNEY BACK
GUARANTEE!



30 DAY
FREE
TRIAL!

Now you can tune-in your favorite
cable TV programming
and **SAVE \$100'S** -
EVEN \$1000'S on premium
CABLE TV EQUIPMENT.



MODERN ELECTRONICS

1-800-906-6664

2609 S. 156TH CIRCLE • OMAHA, NE 68130

<http://www.modernelectronics.com>

Any waveform you want!

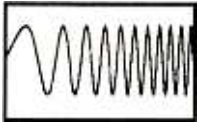


Starting at
\$795

Quantity 1

Money back
guarantee

Telulex Inc. model SG-100



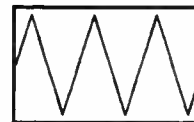
DC to 20 MHz linear
and log sweeps



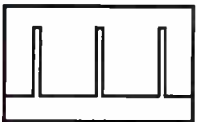
Int/Ext AM, SSB,
Dualtone Gen.



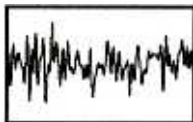
Int/Ext FM, PM,
BPSK, Burst



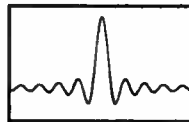
Ramps, Triangles,
Exponentials



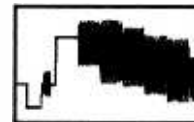
Pulse Generator



Noise



Arbitrary Waveforms



Unlimited Possibilities!

- **Synthesized Signal Generator**
Clean sinewaves DC-20 MHz with .001% accuracy!
.1 Hz steps. DC Offset. RS232 remote control.
- **Arbitrary Waveform Generator**
40 Megasamples/Second. 32,768 points. 12 bit DAC
- **Function Generator**
Ramps, Triangles, Exponentials & more to 2 MHz!
- **Pulse Generator**
Digital waveforms with adjustable duty cycle

Telulex Inc.

2455 Old Middlefield Way S Tel (650) 938-0240 <http://www.Telulex.com>

Mountain View, CA 94043 Fax (650) 938-0241 Email: sales@Telulex.com

CIRCLE 142 ON FREE INFORMATION CARD

LEADER


For Professionals Who
Know The Difference

- Oscilloscopes
- Video Sync/Test Generators
- Waveform Monitors/Vectorscopes
- EFP/ENG Instruments
- RF Signal Level Meters
- Audio Generators & Meters
- Frequency Counters
- Meters & Bridges
- Power Supplies
- Function Generators
- RF Generators

PRINT™
Products International

Test Instruments, Equipment, Tools & Supplies For Electronic Production, Maintenance & Service
8931 Brookville Road, Silver Spring, MD, 20910 * 800-638-2020 * Fax 800-545-0058

CIRCLE 47 ON FREE INFORMATION CARD



Call, fax or email for your free test and
measurement instrument catalog today!
800-638-2020 * Fax 800-545-0058
www.prodintl.com

Interactive catalog: www.tokview.com

TV cable CONVERTERS & EQUIPMENT

TokView Electronics



* 30 days money back guarantee
* 1 yr warranty
* Quantity Discounts
* Dealers Welcome!

VISA MC AMEX C.O.D.

(800)739-2253

The Pocket Programmer

\$129.95

The portable programmer that uses the printer port of your PC instead of an internal card.

Easy to use software that programs E(P)rom, Flash & Dallas Ram. 27(C)/28(C)(F)/29(C)(F)/25 series from 16K to 8 Megabit with a 32 pin socket. Adapters available for MCU's 874X, 875X, Pic, 40-Pin X 16 & Serial Eprom's, PLCC, 5-Gang and Eprom Emulator to 32K X 8.

Same Name, Address & Phone # for 13 Years.... Isn't it Amazing?

Intronics, Inc.
Box 13723 / 612 Newton St.
Edwardsville, KS 66113 Add \$4.75 COD
Tel. (913) 422-2094 Add \$4.00 Shipping
Fax (913) 441-1623 Visa / Master Charge

COMPLETE INTEGRATED CAD/CAE SYSTEM Schematic, Simulation and Layout


EDWIN NC[®] Delux 3

- Full integration of Schematic and Layout
- On-line help
- Library viewer with editing possibility
- Up to 100 schematics sheets
- Up to 32 layers
- Automatic DRC with user specified parameters
- Automatic component renaming
- Mixed-mode simulation (AC, DC and TD analysis)

Optionals:

- Thermal Analysis for PCI: \$29.99
- EDSpice Simulator (Spice): \$59.99
- EDCoMx (Spice model generator): \$29.99

FOR ONLY \$149.⁹⁹

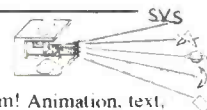


EDAShop

P.O. Box 55-8207
Miami, Florida 33255-8207
Phone: (305) 267-4005 Fax: (305) 267-0709
Web site: <http://www.edashop.com>

* The "NC" version (Non-Commercial) is destined only for students, hobbyists and educational institutions. Companies must purchase the "Professional" version. However, there aren't any differences between "NC" and "Professional" versions.

\$139* Laser LightShow



Draw with a laser beam! Animation, text, music & more! Includes galvos, mirrors, servo amp, demo software disk, analog and digital computer interface. Use an inexpensive pen pointer or high power gas laser.

Computerized Motors \$39*

Includes: 2 Stepper motors, 2 DC motors, computer interface, training manual, & demo software disk. Expandable! Up to 12 motors, up to 3 amps per phase.

Now with 4 Axis Linear Interpolation

* Add \$6 for shipping. Computer with parallel printer port & cable, assembly, power supply, & laser are required.

FREE FLYER


Voice 510-582-6602 Fax 510-582-6603

SVS 1273 Industrial Pky West Bldg. 460
PO Box 55125 Hayward CA 94545-0125

Free Catalog

If you are not getting this catalog you are missing out on some of the best deals in electronics today! We have thousands of items ranging from unique, hard-to-find parts to standard production components. Call, write, or fax today to start your free subscription to the most unique catalog in the industry, filled with super values on surplus electronic and hobbyist type items. If you have a friend who would like to receive our catalog, send us their name and address and we will gladly forward them a complimentary 100 page catalog.

Why pay more? Call today.



340 East First Street Fax Order Line
Dayton, Ohio 45402 1-800-344-6324

Order Toll-Free
1-800-344-4465

CIRCLE 151 ON FREE INFORMATION CARD

COPY RENTAL TAPES

WITH OUR VIDEO STABILIZERS

BEFORE **AFTER**



FREE CABLE TV CATALOG!

The clearest picture possible playing back movies. **GUARANTEED** to eliminate copy protection.

- No Rolls/Jitters/Flickers/Fading
- Works on all TV's, VCR's Beta & Cable
- Gold Video Connectors & Cables Included
- 1 Year Warranty
- Money Back Guarantee

VISION ELECTRONICS
1-800-562-2252
2609 S. 156TH CIRCLE • OMAHA, NE 68130
<http://www.modernelectronics.com>

Expandable 8051 SBC, Multi-Tasking PC WatchDog, PC & Printer Port Data Acq...

Remotely Downloadable, Expandable SBC starts at \$99. Stack on cards expand SBC to fit your needs. Use our I/O cards or design your own with our proto board. Projects up in no time!

- Atmel's 89C5X, 11.059MHz, 4.75" x 3.15"
- Load program then run or debug, its that simple!
- RS232 & RS485 ports. Has 5 External Interrupts
- Cards: A/D, D/A, D/I/O, LCD/Keypad, Counter.
- FREE Assembler, Disassem, Simulator, Basic, C

We also have...

- UNIQUE PC WATCHDOG.. monitors up to 4 programs, resets or alarms if any fails. Only \$80.
- 8 chan A/D, 24 D/I/O & Counter for a PC \$65.
- PRINTER PORT, 8 channel 8 bit A/D, 8 TTL D/I, 8 D/O @ 35mA. \$87

Innovation West (626) 309-6085
Fax: 309-9972 inovwest@aol.com
<http://members.aol.com/Inovwest/>

SEC Sun Equipment Corporation

P. O. Box 97903, Raleigh, NC 27624 E-mail: sunequipco@ipass.net
To request FREE CATALOG, please call, fax, write, or e-mail us.

Quality Test Equipment for Cost-Minded People

LODESTAR Lodestar Electronics Corp. Since 1979

One Year Warranty. 15 Day Money Back Guarantee. OEM WELCOME.

School purchase order accepted. Bids accepted.

VISA, Mastercard

SALES REP/DISTRIBUTORS/OEM WANTED.

Discover, AmrExpr

1-800-870-1955 / (919)870-1955 Fax: (919)870-5720

DC POWER SUPPLY (CC/CV)

All models: protection of short ckt, overload, reverse polarity, over-voltage; Constant Current & Voltage (CC/CV) are fully adjustable. Regulation: $\pm 0.1\%$ 3mV (line), $\pm 0.1\%$ 3mV (load), $\pm 1mV$ ripple.

SINGLE OUTPUT

Analog Displays

- PS-303 \$159.00, 30V/3A.
- PS-305 \$219.95, 30V/5A.
- PS-1610S \$289.00, 16V/10A.
- PS-224J \$139.00, 12V/24V select, 3A.
- PS-224S \$159.00, 12V/24V select, 5A.
- 8107 \$399.95, 30V/10A.
- 8110 \$289.95, 60V/3A.
- 8112 \$399.95, 60V/5A.

Digital Voltmeter & Analog Ammeter

- 8200(8201) \$179.95(\$239.95), 30V/3A(5A).
- Digital Displays 8202(8203) \$199.95, 30V/3A.
- 8211/8301 \$259.95, 30V/5A.

DUAL OUTPUTS

Independent/Tracking

Analog Displays

- 8108 \$549.95, 60V/3A.
- 8109 \$699.95, 60V/5A.

Analog Displays

- PS-303D \$314.95, 30V/3A.
- PS-305D \$399.95, 30V/5A.

TRIPLE OUTPUTS, a fixed 5V/3A output, Independent/Tracking

Digital Displays

- 8202(8203) \$499.95(\$549.95), dual 30V/3A(5A).

Analog Displays

- 8102(8103) \$399.95(\$489.95), dual 30V/3A(5A), with Parallel (30V/6A) and Series (60V/3A) Mode operation.

NTSC/PAL TV COLOR BAR GEN.

CPG-1366A \$159.95, VHF NTSC;

Freq: 45.75, 175.25, 187.25 MHz.

RF Output: 10mV.

Impedance: 75 Ohm;

Video Output: BNC, 1V_{p-p}.

CPG-1367A \$159.95, VHF PAL.

SWR/RF/mW POWER METER

310 \$89.95, 1.8-150MHz, RF Power: 0.4W/20W/200W 3 ranges; SWR Measurement: 1.0-∞, 4W minimum.

Accuracy: 5%-10%; Insert Loss: <3dB

Input/Output Imp.: 50Ω; SO-239 plug

320 \$89.95, 130-520MHz Spec. 310

330 \$119.95, 1.8-520MHz Spec. see 310.

SWR-3P \$26.95, 1.7-150MHz, RF Power: 0.5-10W, 0.5W-100W.

SWR-2P \$22.95, 1.7-30MHz, RF Power: 0.5-10W.

mW RF Power Meter 340 \$119.00, 1.8-500MHz, RF Power: 20mW/200mW/2W 3 ranges; Imped.: 50Ω; Accuracy: $\pm 10\%$ full scale; SWR <1.15; N-type connector, BNC type output.

FM STEREO MODULATOR

AC-2011A \$549.00

RF SECTION:

Carrier: 98MHz ± 2 MHz;

Output: 10mV, 1mV & 0.1mV

COMPOSITE SIGNALS:

Pilot: 19KHz ± 2 Hz, 0.8Vrms

INT. MODULATION: 400KHz,

1KHz $\pm 1\%$, 1Vrms, distortion < 5% L-R Separation: >50dB.

EXT. MODULATION: Freq: 50Hz-15KHz

L-R Separation: >45dB 100Hz-3KHz; >35dB 50Hz-15KHz

TOOLKITS - ELECTRONIC/PC

9245 \$29.99 U.S. Patented, 45-pcs. Contents: IC inserter/extractor with securers & bows, 3-prong part retriever, #0 phillips screwdriver, 1/8" flat screwdriver, self-hold tweezers, metal tweezers, extra parts tube, soldering iron, solder, crimping tool, long-nose plier, cutting plier, zipper vinyl case. Bits include: Phillips: #0/#1/#2/#3; Flat: 1/8"/3/16"/1/4"/9/32"; PZ1/PZ2; T8/T9/T10/T15/T20/T25/T27/T30/T40/T45; Hex: 5/64"/3/32"/1/8"/5/32"/3/16"; Sockets: 3/16" (5mm)/7/32" (5.5mm)/1/4" (6mm)/9/32" (7mm)/5/16" (8mm)

8G23 \$34.99 23-pcs Contents: IC inserter/extractor with securer & bows, 3-prong part retriever, 3/16"/1/4" nutdriver, 3/16"/1/8" slotted screwdriver, #0/#1 phillips, reversible T10/T15 bits, re-versible #2 phillips 1/4" slotted bits, tweezers, long-nose plier, cutter, 6" adj. wrench, soldering iron, solder, crimping tool, zipper case, manual.

Different packages available, call/write/e-mail/fax for detail.

STEREO/ALIGNMENT/SWEEMER SCOPE

STEREO SCOPE OS-7505B \$369.00, 0-10MHz/20mV.

ALIGNMENT SCOPE OS-7001A \$369.00, 0-200KHz/1mV.

SWEEMER SM-6225B/C \$199.95

Freq Range: (AM)490KHz; (FM)10-11.4MHz, Accuracy: $\pm 0.1\%$; Marker: (AM)455KHz, ± 5 KHz, ± 10 KHz; (FM)10.7MHz, ± 7.5 KHz, ± 150 KHz

RF SIGNAL GENERATOR



SG-4160B \$124.95, 100KHz-1.50MHz up to 450MHz on 3rd harmonics in 6 ranges; AM modulation, Accuracy: $\pm 5\%$. RF Output: 100mVrms to 35 MHz; Modulation: Int. 1KHz (AM) = 30%; Ext. 50Hz-20KHz, at least 1V_{in} input. Audio Output: 1KHz, 2V_{min} minimum.

SG-4162AD (with Freq. Counter) \$229.95, Spec. see SG-4160B. COUNTER SECTION: 10Hz-150MHz, Max Input: $\leq 3V$ effective Gate Time: 1, 1sec. Input Sensitivity: 35mV, 10Hz-200MHz. Input Impedance: 1MΩ(HF), 50Ω(VHF) Display: 7-digit LEDs.

AM/FM STD SIGNAL GEN.

SG-4110A \$1799.00, Freq. 0.1-110MHz, Display: 6-digit LED; Resolution: 100Hz (0.1-34.999MHz), 1KHz (35MHz-110MHz). Accuracy: $\leq (5 \times 10^1 \pm 1 \text{ count})$; Output: -19dBu-99dBu, 1dB steps. Impedance: 50Ω VSWR 1.2, 100 preset frequency & store functions

VISOR GENERATOR

AG-2601A \$124.95, 10Hz-1MHz in 5 ranges; Output: sinewave 0-8V_{pp}, square 10V_{pp}. Output Imped: 600 Ohm. Distortion: $< 0.05\%$ 500Hz-50KHz, $< 0.5\%$ 50KHz-500KHz. AG-2603AD \$229.95, with 6-digit, Int/Ext. Freq Counter, 10Hz-150MHz.

Output Control: 0/-20/-40dB & Fine adjuster. Spec. see AG-2601A

FUNCTION GENERATOR

FG-2100A \$169.95, 0.2Hz-2MHz in 7 ranges, sine, square, triangle, pulse & Ramp; Output: 5mV_{p-p}-20V_{p-p}, 1% distortion. VCF: 0-10V/freq to 1000:1. FG-2102AD \$229.95 see FG-2100A; 4-digit counter display, TTL & CMOS outputs, 30ppm ± 1 count accuracy.

FG-2020B \$159.00 0.5Hz-500KHz; Sine, Square, Triangle. FG-2103 \$329.95, Digital sweep generator, 0.5Hz-5MHz in 7 ranges. Operating Mode: sweep, AM, gated burst, VCG. Freq. Counter: Int. 0.5Hz-5MHz, Ext. 5Hz-10MHz. FG-513 \$769.95, 13 MHz, Microprocessor embedded digital sweep; Sine, Square, Triangle, Pulse, Ramp, TTL, DC, $\pm (0.1\% + 1 \text{ digit})$. Freq. Counter & TCXO: 5Hz-100MHz, 6.5 digits. $\times 1 \times 20$ attenuator

AC MILLIVOLT METER

MV-3100A \$159.95 wide band 5Hz-1MHz; 3 scales, mV, dB & dBm, 300μV-100V in 12 ranges, 10μV resolution; -70-40dB in 12 ranges, 0dB=1Vrms, 0dBm=0.755V; $\pm 3\%$ accuracy; Input impedance 10MΩ; Noise $< 2\%$. MV-3201B \$309.95 dual channels, simultaneous measurement.

OSCILLOSCOPES

OS-7305B \$249.00 DC-7MHz, 3" CRT, Horiz: 25V/div, 10Hz-100KHz in 4 ranges; Vert: 10mV/div, Int. & Ext. Sync; Input: 1MΩ/35pF. OS-7010A \$299.95 10MHz, 5" CRT, Horiz: 2V/div, Vert: 10mV-10V/div. OS-622G \$389.95 20MHz, 2 CH/X-Y Alt trigger, trigger lock, hold OFF, TV syn., 8x10 div., 1mV/div., Horiz: 2μs-5s/div, Vert: 1mV-5V/div. OS-653G \$699.95 50MHz, 2 CH/delay sweep, Alt trigger, TV syn. OS-6101G \$1499.95 100MHz, 4ch/8 traces, delay sweep, cursor readout. 2 years warranty for OS-622G, OS-653G, & OS-6101G.

UHF ATTENUATORS

RT-8815U (50Ω) \$299.00 / RT-8817U (75Ω) \$299.00, 950MHz, 81dB, 0.5W max.; Steps: 1/2/3/5/10/20/20, 8 switches. OS-2 (50Ω) \$399.00 / OS-2E (75Ω) \$399.00, 950MHz, 81dB, 0.5W max.; Steps: 10dB/7.1dB/10, Electronic adjustment knob.

MICROPROCESSOR TRAINER

BGC-8088 \$699.00, learn computer theory. Excellent for school & individual who want to learn about ROM, RAM, I/O ports, programming, & run a 8088 Microprocessor. An easy to understand step-by-step manual guides you to achieve your goal. 56-key keyboard, LCD display, RS-232, UART.

GRID DIP METER

DM-4061 \$89.95 1.5-250MHz, 6 bands, 6 plug-in coils, 2 transistor, and 1 diode. Modulation: = 2KHz Sinewave. Crystal Oscillator: 1-15MHz. Wave absorption meter. 9VDC battery.



FREQUENCY COUNTER

FC-5250C \$119.95 10Hz-220MHz; (HF)10Hz-20MHz, (VHF)10-200MHz. Gate Time: 1, 1sec. Max Input: 10V_{p-p}. Input Sensitivity: 35mV/10Hz-200MHz. Input Imped: 1MΩ(HF), 50Ω(VHF). Display: 7-digit LEDs; 9V adapter (\$6)

FC-5260A \$129.95

10Hz-600MHz, 7-digit LEDs.

FC-5270 \$149.95

10Hz-1.2GHz, 8-digit LEDs.

FC-5600B \$229.95

10Hz-600MHz, 10-digit LEDs.

FC-5700 \$299.95 10Hz-1.3GHz, 10-digit LEDs. Period measure.

SIGNAL TRACER/INJECTOR

(S Reduction!) SE-6100 \$434.95 \$89.95 TRACER: Gain 60 dB maximum. Attenuation: 0/20/40/60dB. Input Imped: 100KΩ; Meter: Vu 100μA. Output Imped: 600Ω; Speaker: 8Ω. INJECTOR: = 1KHz Squarewave; Output Level: Variable 0-4.5V_{pp}, 9V battery or adapter (\$6.00).

LCR METERS

MIC-4070D \$179.95, Induct.: 0.1μ-200H, Capacit.: 0.1p-20mF, Resist.: 1mΩ-20MΩ, 2 Q range, Dissipation factor measurement, Zero adjust; Surface mount device (SMD) test probe: LT-06 \$21.95

DIGITAL MULTIMETER

DM-120 \$24.95, 3 1/2 digit, 600VDC, 2ADC 500VAC, 2MΩ, hFE/diode/continuity test: 1.2% DM-123+Capacitance \$44.95, 3 1/2 digit, 600VDC/600VAC, 10ADC/AC, 2GΩ, 20μF, hFE/diode test, continuity better: 0.8% accuracy DM-124+Cap.+Temp.+Freq. \$69.95, 3 1/2 digit, 600VDC/500VAC, -58-752°F, 2GΩ, 20mF, 200KHz, 3φ phase/diode/continuity test: 1.2% DM-125 \$54.95, Autorange/Bargraph, 32 MΩ, 600VDC/AC, 10ADC/AC, diode/continuity test. MIC-35 \$59.95, Autorange, 3 1/2 LCD, 20MΩ, 1000VDC/750VAC, 20ADC/AC, data hold, diode/continuity test, free holster; 0.5% accuracy diode/continuity test, free holster; 0.5% accuracy MIC-39 \$129.95, Autorange/Bargraph, True RMS, 3 1/2 LCD, 40μF, 40MΩ, 1000VDC/750VAC, 20ADC/AC, 600KHz freq. cntr., data hold, sleep mode, memory, read functions, holster. 0.3% accuracy.

AUTO. CAPACITANCE METER

CM3300A \$139.00 10 ranges, 99.9pF - 99.9nF, fully automatic. Resolution: 0.1pF lowest, 0.1% full scale. Accuracy: 0.5% of full scale ± 1 digit to 99.9μF, 1% of full scale ± 1 digit to 99.9μF. Display: 3 digit LED. Unit: pF, nF, μF, mF. Overrange indicators.

AUTO DISTORTION METER

DM-3104A \$799.95 DISTORTION MEASURE Range: 0.01% to 30%, 0.1/0.3/1/3/10/30% 6 ranges. Freq: 400Hz-10MHz, 1KHz $\pm 10\%$ (HPF). Input: 3mV-100V, Ratio measure 20dB. Auto. Freq. Switching Ranges: Fundamental Freq. = (fo) $\pm 10\%$; Fund. Rejection: > 80 dB at (fo) $\pm 5\%$, > 70 dB at (fo) $\pm 10\%$. Harmonic Accuracy: ± 0.5 dB, 1.8/(fo)-20KHz. LEVEL MEASURE Range: 0 to 100V in 03/1/3/13/30/100V. Freq Response: ± 0.5 dB/20-50KHz, ± 1 dB/20-100KHz. DM-3204 \$1,599.00 dual channels, Spec see DM-3104A.

WOW-FLUTTER METER

WF-3103A \$699.95 Freq. Range: 3KHz $\pm 10\%$ JIS/CCIR, 3.15KHz $\pm 10\%$ DIN. Measure: 03/1/3/1/3% full scale. Accuracy: $\pm 5\%$ of full scale. WF-3105A \$799.95, digital display, Function: LIN/WOW/Flutter/WTD. Freq Counter: 10Hz-9.99MHz. Indication: CCIR/DIN/HIS.

CABLE TV CHANNELS

EQUIPMENT *Direct!*
GUARANTEED

SAVE \$1000's
The Nationwide source
for cable TV equipment.

"BUY WHERE THE DEALERS BUY."

FREE
TV Cable Descramblers,
Converters and
Magic Box Catalog.
Open Every Day!

Your VCR TAPES
CAN PLAY AS
CLEAR AS DAY!
Eliminates copy
protection on
any tape

UNJAM NOW WITH
Video Decoder!
• Copy any rental/bought tape
• Power Cord and RC Plugs Included

2 Year Warranty
CALL NOW!
Member Better Business Bureau

MEGA ELECTRONICS
1-800-676-6342

VISA • MC • COD

FREE
30 DAY
TRIAL!

MO-TECH DISTRIBUTORS
YOUR MIDWEST PANASONIC
CONVERTER WHOLESALER

PANASONIC

TZPC1453G2
"Top of the line converter" featuring sleep timer, parental lock, standard/HRC switchable, last channel recall, favorite channel memory, and 83 channel capable.

TZPC1003
One of our best selling converters featuring sleep timer, parental lock, last channel recall, favorite channel memory, and 80 channel capability.

TZPC175DG2
Our "Top of the line" converter with volume control. Featuring sleep timer standard/HRC switchable, parental lock, last channel recall, favorite channel memory and 83 channel capable.

Phone (810) 739-2710
Fax (810) 739-3517

CABLE TV CONVERTERS

Equipment & Accessories
Wholesalers Welcome

Call C&D ELECTRONICS
1-888-615-5757 M-F 10a-6p

**START A CAREER
IN ELECTRONICS!**

Accredited home study. Repair, install, and service audio equipment, microwave ovens, alarm systems, small appliances, and more. For free career literature, send or call.

CALL 800-223-4542

Name _____
Address _____
City/State _____ Zip _____
Age _____ Phone (____) _____

The School of Electronics, Dept. ELH341
PCDL, 6065 Roswell Road, Atlanta, GA 30328

*** SPECIAL SALE ***

(SA and JERROLD Systems)

SEE MORE
or
STEALTH COMBO
IN!! TRI-VISION
CONVERTER

(New Design)
Basic Converter 83 Channel
HRS, STD, IRC

50 Lot \$90
20 Lot \$95
10 Lot \$100

call free:
OLYMP
ELECTRONICS/VIDEO
1-888-290-9102
MON-SAT 10 am-6pm (CST)
C.O.D. only * NO ILLINOIS SALES

VIDEO SYNC GENERATOR

Restores Horizontal and Vertical Sync Lines from Distorted Video

For Free Information Package and Pricing

Call 219-236-5776
www.south-bend.net/rcd

R.C. Distributing, P.O. Box 552, South Bend, IN 46624

Lost Sync

Restored Sync with VSG

Running Lights Kit

Ideal for parties, discos, shop windows and X-mas decoration. 8 LEDs switch on and off in 10 push button selectable patterns. 8 different speed levels. Includes PCB, components & instructions. Can operate light bulbs by using TRIACs (not included). 9V Battery not included. Money Back Guarantee.

*(Outside USA \$8 S&H)
Amazon Electronics, Inc. 14172 Eureka Rd., P.O. Box 21, Columbiana OH, 44408 Tel: (330) 549-3726 Fax: (330) 549-3725 (www.electronics123.com)

REQUEST A FREE CATALOGUE!!

MC / Visa
Check or MO

\$19
+S&H \$4*
(OH Residents add 5.5% tax)

**KEEP YOUR C-BAND SYSTEM
RUNNING STRONG!**

Free Buyer's Guide

BEST VALUES ON...

- Receivers, including 4DTV
- Dish Movers & LNBs, all kinds
- Tune-up Kits, Tools & Parts
- Skypac® Programming
- Toll Free Technical Help

Fax: 218-739-4879 1010 Frontier Dr.
Int'l: 218-739-5231 Fergus Falls, MN 56537

800-543-3025
www.skyvision.com

Skyvision

Smithy / 3-in-1 Lathe•Mill•Drill

Benchtop machine shop

4 models starting at **\$995**

- Make your own parts and repairs
- Easy to use, free training
- Work metal, wood, or plastic

FREE Info Dept. PE, PO Box 1517
Ann Arbor, MI 48106-1517

Call 1-800-345-6342

Free Best Seller! Write:
Consumer Information Catalog
Dept. BEST, Pueblo, CO 81008

ELECTRONIC GAMES

BP69—A number of interesting electronic game projects using IC's are presented. Includes 19 different projects ranging from a simple coin flipper, to a competitive reaction game, to electronic roulette, a combination lock game, a game timer and more. To order BP69 send **\$8.00 (includes s&h)** in the US and Canada to **Electronic Technology Today Inc., P.O. Box 240, Massapequa Park, NY 11762-0240.** US funds only. Use US bank check or International Money Order. Allow 6-8 weeks for delivery. MA07

Electronic Games

SURVEILLANCE

The Latest High Tech Professional Electronic Devices

Our latest catalog offers a HUGE selection of surveillance, counter-surveillance/privacy devices: **pinhole camera \$129⁰⁰**, hidden video, **"realtime" 12-Hour telephone recorder \$139⁰⁰**, 12 hour VOX recorder, phone call register, scanners, bug/phone tap detectors, voice disguisers, phone scramblers, locksmithing tools, vehicle tracking, and much more. Wholesale/retail.

We will not be undersold.

Catalog \$5.00 or
www.spyoutlet.com

SPY OUTLET
PO Box 337, Buffalo NY 14226
(716) 691-3476/(716) 695-8660

MCM ELECTRONICS®

The Source For
All Of Your
Electronics Needs

Prices Effective May 19
through July 31, 1998

When ordering, please
provide this code: ▼

SOURCE CODE: POP54

For over 20 years, MCM has been the leading supplier to the electronics service industry. Huge inventory, rapid delivery and competitive prices have made MCM the choice for:

- Hobbyists
- Service Technicians
- Educators
- Installers

Discover the MCM difference, call today for your free catalog.



New
Low Price

Antenna Rotator

Ideal for use with most TV antennas as well as smaller UHF and VHF Ham antennas. Adjustable mounting clamp accommodates masts up to 1". Requires three conductor rotor cable (not included).

Order #	Description	(ea.)
30-1100	Rotator and control box	\$39.95
30-1025	100' three conductor cable	12.95



Universal Desktop Rapid Battery Charger

Unique charge contacts accommodate nearly any type of Ni-Cad or NiMH battery. Ideal for Amateur Radio HTs, computer laptop, camcorder, cellular phone and many other batteries. Supports 4.8V, 6V, 7.2V, 8.4V, 9.6V and 12V charging. AC adaptor and automobile cigarette lighter included. Charge rate: 650/40mA. Discharge rate 400mA.

Order #	(ea.)
111-2801	\$49.95



SAVE
17%

TENMA®

Digital Laboratory Power Supply

Precision power supply is ideal for any service bench. Output voltage is variable from 0-30VDC, with adjustable current limiter from 0-3A. Switchable digital readout shows either current or voltage output. Coarse and fine adjustments provide precise adjustment.

Order #	Reg.	
72-2075	\$249.00	\$199.00



SAVE
22%

Remote Control A/B/C/D Switch

Four input remote controlled RF switch allows selection from up to four sources for output to TV or VCR, via infrared remote. Electronic switcher eliminates possibility of contact failure. Frequency range: 5MHz-2050MHz. Output and inputs are 75ohm "F" type connections. Remote requires two "AA" batteries not included (#290-070).

Order #	Reg.	
32-5190	\$51.25	\$39.95



Remote Control A/B Switch

Remote controlled RF switch allows selection from two sources for output to TV or VCR, via infrared remote. Electronic switcher eliminates possibility of contact failure. Frequency range: 5MHz-8900MHz. Output and inputs are 75ohm "F" type connections. Remote requires two "AA" batteries not included (#290-070).

Order #	Reg.	
32-4425	\$25.75	\$19.95

SAVE
23%

SAVE
51%

30 Piece Security Tool Set

This is a complete set of security bits for all of those difficult service applications, such as IBM PS/2 monitors, cable boxes, telephone equipment and many others. Kit contains security hex bits, security torx bits, spanner bits, tri-wings and more. Take the frustration out of those difficult service situations and save \$15.00.

Order #	Reg.	
22-1475	\$41.25	\$19.95



CB 12V, 4Ah Sealed Lead Acid Battery

Ideal for most 12VDC and battery backup applications including alarm panels. Dimensions: 2.75" x 3.65" x 4.02". Weight 3.96 lbs. Connections via .187" tabs.

Order #	Reg.	
29-1910	\$19.45	\$14.95

SAVE
25%



AC Wall Adaptor

This 13.5VDC, 1 amp AC adaptor is perfect for use as a battery charger or to power projects.

Order #	(ea.)
58-3330	\$3.99



FREE
Catalog!

1-800-543-4330

www.mcmelectronics.com

Hours: M-F 7 a.m.-9 p.m., Sat. 9 a.m.-6 p.m., EST.

Same Day
Shipping!

In stock orders
received by 5:00 p.m.
(YOUR TIME), are
shipped the same day.



MCM ELECTRONICS®

850 CONGRESS PARK DR.

CENTERVILLE, OH 45459

A PREMIER FARNELL Company

SOURCE CODE: POP54

Slot Machines \$ 449.00
 Free Shipping
 Slot Machine Demo Video \$ 5.99
 40 - Minutes
 33" High 20" Wide 14" Deep
Brochure \$ 1.00
 Magic Box
 Test Chips
 Filter Kits
 Beep - Beep
 Buzz - Buzz
 Notch Filters

Video Media www.nutnet.com
 P.O. Box 93/6025
 Margate, Fl. 33093
 (954)-752-9202

ADAPT-11 68HC11 Modules for Solderless Breadboards

- miniature 2.0" by 2.8" module
- plugs vertically into solderless breadboard for easy development
- BOOT/RUN switch for easy programming via PC serial port
- all I/O lines on dual row connector



Complete, modular, prototyping system!
 Expansion accessories available!

For just **US\$74.95**, our Starter Package (AD11SP) provides everything you need to get going fast! Now you can harness the power of the popular 68HC11 in your projects! Includes ADAPT-11 with 68HC11E2, providing 2K EEPROM (re-programmable), 8 channel 8-bit Analog-to-Digital Converter (ADC), hardware timers, counters, interrupts, Serial Peripheral Interface (SPI), Serial Communications Interface (SCI), & more! On-board RS-232 interface cable included. 5-volt regulator, 8MHz crystal, reset circuit, and convenient program/run switch. Comes with non-commercial versions of 'HC11 Assembler, BASIC, & C, as well as handy utilities & example code. Includes Motorola 68HC11 Pocket Programming Reference Guide and manual with schematic. All you need is a PC to write & program your software, a DC power supply, and a solderless breadboard (or proto-board) to build your application circuits on (or use our modular accessories).


Visa • MasterCard • American Express • Discover
TECHNOLOGICAL ARTS
 309 Aragona Blvd., Suite 102, Box 418, Va. Beach, VA 23462
 1644 Bayview Avenue, Box 1704, Toronto, ON M4G 3C2
 voice/fax: (416) 963-8996 www.interlog.com/~techart

<http://www.xtronics.com/kits.htm>

Join the exciting and profitable world of factory automation via PLCs. First, buy the *PLC Primer*, a great intro to PLCs & ladder logic programming. It ships with student PLC software and a PLC manual for \$37.94. Next, get our PLC starter kit. It comes with an 8(+2 Pot) 8 out Toshiba PLC, cable, software (Win95 & 3.1 w/o support) for \$295.00!!

Electronic Kits!

See these and more on our WEB site!



Crystal radio	\$5.75	Glitter-Globe Buckminster Fuller	
Function Gen w/FM	\$28.00	sphere 64 LEDs EN12/92	\$45.00
Function Generator	\$14.95	Deluxe IC Radio	\$11.95
Pulse Generator	\$28.00	World Radio	\$25.95
RF Sig Generator	\$28.00	Train Sound Module	\$3.80
FM Microphone	\$6.95	IR Receiver w/ Xmitter	\$3.90
Ultrasonic Translator -- Hear ultrasonic-sound	\$18.50	Assembled Metal Detectors from	\$18.50!!

Transtronics

ph 785 841 3089
 FAX 785 841 0434

Free catalog

3209 W. 9th Street
 Lawrence, KS 66049
 Minimum Order \$20.00 +
 Shipping - up to 4 lb \$5.00
 We ship over seas!

7 SECOND IC REMOVER

Remove 100's of good IC's per hour
 Won't damage IC's or circuit boards



8 Desoldering Tools
 (Remove 6 thru 40 pin IC's) **\$ 89.95**
 10 Desoldering Tools
 (Remove 6 thru 64 pin IC's) **\$114.95**

FRANKS ELECTRONICS

P. O. BOX 357 — GLEN, MISS. 38846
 Orders By Mail Only. No COD's.

WINDOWS 95 —One Step at a Time


Don't know what to do when confronted with Microsoft's Windows 95 screen? Then you need a copy of *Windows 95—One Step at a Time*. Develop your expertise with the straight-forward presentation of the frequently-used features that make Windows 95 so valuable to the PC user.



To order Book BP399 send \$8.99 plus \$3.00 for shipping in the U.S. and Canada only to Electronics Technology Today Inc., P.O. Box 240, Massapequa Park, NY 11762-0240. Payment in U.S. funds by U.S. bank check or International Money Order. Please allow 6-8 weeks for delivery.

PROGRAMMERS OVER 50 MODELS

ADVANTECH EETOOLS NEEDHAMS DATA I/O ICE TECHNOLOGY HILO SYSTEM GENERAL CHROMA MODULAR CIRCUIT TECHNOLOGY XELTEK



PROMAX EMP-20 MEGAMAX MEGAMAX4 SIMM/SIP TESTER EMUPA

CALL ADVANTECH LABTOOL	599 EETOOLS SIMMAX
629 ICE TECH MICROLV	795 CHROMA SIMM/SIP
650 EETOOLS ALLMAX +	359 MOD-MCT-EMUPAR
409 EETOOLS MEGAMAX	279 MOD-MCT-EMUP/R
509 EETOOLS MEGAMAX4	49 EPROM 1G TO 512K
369 XELTEK SUPERPRO II	69 EPROM 1G TO 1MEG
409 XELTEK SUPERPRO II P	99 EPROM 4G TO 1MEG
249 XELTEK SUPERPRO L	199 EPROM 16G TO 1 MEG
165 XELTEK ROMMASTER II	89 EPROM 1G TO 8MEG
479 MOD-MCT-EMUPA	129 EPROM 4G TO 8MEG
739 STAG ORBIT-32	250 EPROM 8G TO 8MEG



General Device Instruments

Sales 916-393-1655 Fax 916-393-4949 BBS 983-1234
 Web www.generaldevice.com E-Mail icdevice@best.com

Plant Trees for America™

Cable T.V. Converters & Equipment

Lower Prices
 Dealer Discounts
 30-Day Money back
 1-year warranty
 MC, Visa, AE, COD



No Florida Sales

www.cable4you.com

1-(800) 888-5585

Debco is a Kit Builders Paradise

Electronic Kits - Plans - Parts - Computers - Amateur Radio

Call Debco today for your FREE copy of The Electronic Experimenter's Journal

1 800 423 - 4499

Debco Electronics 4025 Edwards Rd. Cincinnati, OH 45209

SURVEILLANCE HIDDEN CAMERAS DIRECT FROM MANUFACTURER—BEST PRICE IN THE MARKET

Ultra miniature hidden camera: in dome, smoke or motion detector w/ mic, B/W or Color. Wide view angle. Low light sensitivity + super sharp images, plus video and audio output. From \$150.00. Also 1/2" B/W board camera w/mic, only \$90.00 USD. Wireless hidden camera, start at only \$249.00 USD. Plus \$5.95 for SH. Wholesale/Retail Welcome. COD, Check, Money Order or Visa/MC.

BOLIDE INTERNATIONAL CORPORATION
 PH: (800) 355-0895 or (818) 575-8178
 9660 Flair Drive #318, El Monte, CA 91731
<http://www.bolideamazingproducts.com/>

Printed Circuit Boards

Print and Etch Special
\$0.24/Square Inch Single Sided
\$0.32/Square Inch Double Sided
 Traces Solder Plated, FR4

Prototypes as low as \$60

FR4 0.062 Material Special

\$0.07 per Square Inch

Shipping & Handling \$15.00 min

Visit us at www.impulse.net/~cic/

Channel Island Circuits

358 South Fairview Ave. Unit C

Goleta CA 93117

email: cic@impulse.net

Phone/Fax: 805-964-4449

ALL ELECTRONICS

C O R P O R A T I O N

QUALITY PARTS

FAST SHIPPING

DISCOUNT PRICING

CALL, WRITE, FAX or E-MAIL For A Free 96 Page CATALOG. Outside the U.S.A. send \$3.00 postage.

Special Purchase Video AB Switch

Jebsee # SW78S
Compact, shielded two position co-ax slide switch. Standard F connectors for 75 ohm input and outputs. Good quality assembly with solid switching action.



CAT# ABS-2

\$1.75 each

10 for \$15.00
100 for \$100.00

PRICE REDUCTION! SL WABER "PowerMaster" Surge/Noise Suppressor

Protect your computer, phone, VCR, TV and stereo equipment from damaging transient voltage surges. Just plug in, and you've got full 3-line protection. Visual indicator lets you know that the device is functioning. UL, CSA listed.



CAT # PW-103
Formerly \$3.75

\$2.75 each

S-VHS Tape (Used)



Super VHS tape users! Save a bundle on name-brand S-VHS, T-120 tapes.

These tapes were used for a brief period, then bulk erased.

The record-protect tabs have been broken out, so you will have to cover the notch with a piece of tape, but they work great and cost a fraction of the "new" price. Try some, you'll be back for more.

CAT #S-VHS

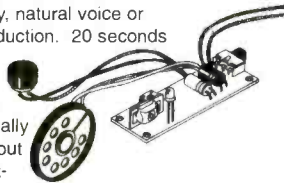
\$3.00 each

10 for \$28.00 • 100 for \$250.00

Digital Voice Module

Good-quality, natural voice or audio reproduction. 20 seconds of record time.

Stores message practically forever without battery back-up. Includes electret microphone, speaker and 4 AA battery holder. LED recording indicator light. Motion sensor switch plays recorded message when module is moved. Can be easily replaced with a pushbutton. 0.5uA standby current. 30 mA playback current. Board size: 1" x 2".




CAT # DVM-2000

\$6.50 each

12 - 120 Vdc Worm Gear Drive Motor

CCL Motor # DE-25L

This very unusual motor will operate on any AC or DC voltage from 12 to 120 volts. It has been prepped with a full wave bridge rectifier for AC use. If you bypass the bridge rectifier it works very nicely on any DC power from 12 volts on up. The final drive is a 0.8" long worm gear that turns a 0.8" diameter plastic gear at 120 RPM @ 12 Vdc (no load). Replaceable brushes. Motor body is 1.41" diameter x 2.75" long.



CAT # DCM-96

\$5.50 each

3 Volt Lithium Coin Cell

Panasonic # BR2330-1GU

3 volt, 255 mAh coin cell. Lithium batteries have a very long shelf life and are great for memory back-up protection. 0.9" diameter x 0.12" thick. 0.7" between positive and negative pc leads.



CAT #LBAT-16

2 for \$1.50

20 for \$12.00
100 for \$45.00
1K for \$300.00

RED Ultrabright LED

PAINFULLY BRIGHT RED LED

2500 to 4000 mcd @ 20 ma. These T 1 3/4 (5 mm diameter) red LEDs are significantly brighter than conventional LEDs. At close range, they are painful to look at. They are great for attention getting displays that can be seen from a distance. Water clear in off-state.

CAT # LED-42

2 for \$1.20

10 for \$5.00
100 for \$45.00
1000 for \$400.00

High Brightness FLASHER LEDs

T 1 3/4 (5mm) high brightness RED LEDs with built-in flasher unit.

3-5 Vdc operation

CAT # LED-4 2 for 90c

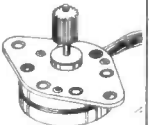
100 for \$40.00 - 1000 for \$300.00



Stepper Motor

Airpax # LB82246

Unipolar, two-phase, 6 lead stepper motor. 500 ohm coil. 7.5 degrees per step. 1.4" dia. X 0.7" body. Oval mounting flange has holes on 1.65" ctrs. 0.08" (2mm) dia. shaft is 0.4" long and is fitted with a 0.31" dia. gear with 18 teeth. 15" leads.




CAT # SMT-28

\$2.00 each

"Hi-8" Video Cassette

SONY Hi-8 Top quality, metal particle 120 minute video cassettes. Used for a short time, then bulk-erased. Each cassette has its own plastic storage box.



CAT # VCU-8

\$3.00 each

10 for \$28.00
100 for \$250.00

ORDER TOLL FREE

1-800-826-5432

MAIL ORDERS TO:
ALL ELECTRONICS CORP.
P.O. BOX 567
VAN NUYS, CA 91408-0567

FAX (818) 781-2653 • INFO (818) 904-0524
INTERNET <http://www.allcorp.com/>
E-MAIL allcorp@allcorp.com



NO MINIMUM ORDER • All Orders Can Be Charged to Visa, Mastercard, American Express or Discover • Checks and Money Orders Accepted by Mail • Orders Delivered in the State of California must include California State Sales Tax • NO C.O.D. • Shipping and Handling \$5.00 for the 48 Continental United States - ALL OTHERS including Alaska, Hawaii, P.R. and Canada Must Pay Full Shipping • Quantities Limited • Prices Subject to change without notice.

MANUFACTURERS - We Purchase EXCESS INVENTORIES... Call, Write, E-MAIL or Fax YOUR LIST.

USE POPULAR ELECTRONICS

READ BY BUYERS OF ELECTRONIC EQUIPMENT ACCESSORIES AND PARTS

INSTRUCTIONS FOR PLACING YOUR AD!

HOW TO WRITE YOUR AD

TYPE or PRINT your classified ad copy **CLEARLY** (not in all capitals) using the form below. If you wish to place more than one ad, use a separate sheet for each additional one (a photo copy of this form will work as well). Place a category number in the space at the top of the order form (special categories are available). If you do not specify a category, we will place your ad under miscellaneous or whatever section we deem most appropriate.

We cannot bill for classified ads. **PAYMENT IN FULL MUST ACCOMPANY YOUR ORDER.** We do permit repeat ads or multiple ads in the same issue, but, in all cases, full payment must accompany your order.

WHAT WE DO

The first word and company name of each ad are set in bold caps at no extra charge. No special positioning, centering, dots, extra space, etc. can be accommodated.

RATES

Our classified ad rate is \$1.75 per word. Minimum charge is \$26.25 per ad per insertion (15 words). Any words that you want set in bold are each .40 extra. Indicate bold words by underlining. Words normally written in all caps and accepted abbreviations are not charged anything additional. State abbreviations must be post office 2-letter abbreviations. A phone number is one word.

If you use a Box number you must include your permanent address and phone number for our files. **ADS SUBMITTED WITHOUT THIS INFORMATION WILL NOT BE ACCEPTED.**

For firms or individuals offering Commercial products or Services. **Minimum 15 Words.** 5% discount for same ad in 6 issues within one year; 10% discount for same ad in 12 issues. **Sorry, no discounts on credit-card orders.** **Boldface (not available as all caps),** add .40 per word additional. **Entire ad in boldface,** add 20%. **Tint screen behind entire ad,** add 25%. **Tint screen plus all boldface ad,** add 45%. **Expanded type ad,** add \$2.25 per word.

General Information: A copy of your ad must be in our hands by the 13th of the fourth month preceding the date of issue (i.e. Sept issue copy must be received by May 13th). When normal closing date falls on Saturday, Sunday or Holiday, issue closes on preceding work day. Send for the classified brochure.

DEADLINES

Ads not received by our closing date will run in the next issue. For example, ads received by November 13 will appear in the March issue that is on sale January 17. **POPULAR ELECTRONICS** is published monthly. No cancellations permitted after the closing date. No copy changes can be made after we typeset your ad. **NO REFUNDS,** advertising credit only. No phone orders.

CONTENT

All classified advertising in **POPULAR ELECTRONICS** is limited to electronics items only. All ads are subject to the publishers approval. **WE RESERVE THE RIGHT TO REJECT OR EDIT ALL ADS.**

AD RATES: \$1.75 per word, Minimum \$26.25

Send you ad payments to:

POPULAR ELECTRONICS 500 Bi-County Blvd, Farmingdale, NY 11735-3931

CATEGORIES

100 -- Antique Electronics	270 -- Computer Equipment Wanted	450 -- Ham Gear Wanted	630 -- Repairs-Services
130 -- Audio-Video Lasers	300 -- Computer Hardware	480 -- Miscellaneous Electronics For Sale	660 -- Satellite Equipment
160 -- Business Opportunities	330 -- Computer Software	510 -- Miscellaneous Electronics Wanted	690 -- Security
190 -- Cable TV	360 -- Education	540 -- Music & Accessories	710 -- Telephone
210 -- CB-Scanners	390 -- FAX	570 -- Plans-Kits-Schematics	720 -- Test Equipment

CLASSIFIED AD COPY ORDER FORM

Place this ad in Category # _____ Special Category \$20.00 Additional _____

1 - \$26.25	2 - \$26.25	3 - \$26.25	4 - \$26.25	29 - \$50.75	30 - \$52.50	31 - \$54.25	32 - \$56.00
5 - \$26.25	6 - \$26.25	7 - \$26.25	8 - \$26.25	33 - \$57.75	34 - \$59.50	35 - \$61.25	36 - \$63.00
9 - \$26.25	10 - \$26.25	11 - \$26.25	12 - \$26.25	37 - \$64.75	38 - \$66.50	39 - \$68.25	40 - \$70.00
13 - \$26.25	14 - \$26.25	15 - \$26.25	16 - \$28.00	Total words _____		\$1.75 per word = \$ _____	
17 - \$29.75	18 - \$31.50	19 - \$33.25	20 - \$35.00	Bold Face _____		\$0.40 per word = \$ _____	
21 - \$36.75	22 - \$38.50	23 - \$40.25	24 - \$42.00	Special Heading _____		\$20.00 = \$ _____	
25 - \$43.75	26 - \$45.50	27 - \$47.25	28 - \$49.00	Other _____		= \$ _____	

Total classified ad payment \$ _____ enclosed **TOTAL COST OF AD \$ _____**

Check Mastercard Visa Discover Card # _____ Expiration Date ____/____/____

Signature _____

Name _____ Phone _____



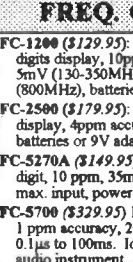


Address _____ City State Zip _____

ALFA ELECTRONICS, INC.

- HIGH QUALITY TEST EQUIPMENT PROVIDER

1-800-526-2532 (526-ALFA)

15 Days Money Back Guarantee!

DMM		LCR METER		FREQ. COUNTER	
	<p>DMM-89S (\$179.00): true rms, AC/DC (V,A), Ω, bar graph, freq, capac., dBm, logic, diode</p> <p>DMM-88S (\$149.00): AC/DC (V,A), Ω, bar graph, freq, capac., logic, diode</p> <p>DMM-20 (\$74.95): AC/DC (V,A), Ω, bar graph, freq, capac., logic, diode</p> <p>DMM-22 (\$89.95): 4000counts, bar graph, Freq, AC/DC(V,A), Ω, Capacitance, diode, contin.</p> <p>DMM-23T (\$99.95): 4 1/2 digit, true rms, high resol (10μV, 10nA, 10mΩ), hFE, diode, contin.</p> <p>DMM-10 (\$19.95): 3 1/2 digit, DC/AC V, Ω, hFE, diode, signal output(+3V, -0.5Vsq., 50% duty)</p>		<p>CAP-15 (\$49.95): 3 1/2 digit, 0.1pF-20mF, 9 Ranges, 0.1pF resolution zero adjustment.</p> <p>LCR-24 (\$139.95): 0.1$\mu$H-200H, 0.1pF-2000$\mu$F, 0.01$\Omega$-20M$\Omega$, diode test. <i>New Model</i></p> <p>LCR-814 (\$189.95): 0.1$\mu$H-200H, 0.1pF-20mF, 1m$\Omega$-20M$\Omega$, Q Factor, dissipation, zero adjust</p> <p>LCR-131D (\$229.95): autorange, 0.1$\mu$H-10kH, 0.1pF-10mF, 1m$\Omega$-10M$\Omega$, Q Factor, serial/parallel, 120Hz/1kHz testing mode.</p>		<p>FC-1200 (\$129.95): 1.25GHz Handheld, 8 digits display, 10ppm accuracy, sensitivity 5mV (130-350MHz), 30mV (400MHz), 22mV (800MHz), batteries or 9V adapter.</p> <p>FC-2500 (\$179.95): 2.5GHz Handheld, 8 digits display, 4ppm accuracy, sensitivity <50mV, batteries or 9V adapter.</p> <p>FC-5270A (\$149.95): 1.2 GHz bench type, 8 digit, 10 ppm, 35mV sensitivity, 10Vp-p max. input, power by 9V adapter.</p> <p>FC-5700 (\$329.95): 1.3GHz bench type, 8 digit, 1 ppm accuracy, 20mV sensitivity, period 0.1μs to 100ms. Ideal for test & repair of audio instrument.</p>
	<p>DMM-113 (\$24.95): Pocket Size, DC/ACV, Ω, diode, Continuity beeper</p> <p>DMM-120 (\$249.5): economy type, DCV, ACV, DCA, Ω, hFE, diode</p> <p>DMM-122 (\$39.95): DC/AC(V,A), Ω, hFE, diode, capacitance, freq, logic, continuity</p> <p>DMM-123 (\$44.95): DMM + capacitance, DC/AC(V,A), Ω, hFE, diode, continuity</p> <p>DMM-124 (\$69.95): Electrical+Temp, DC/ACV, Ω, capacitance, freq, 3 phase, diode, contin.</p> <p>DMM-125C (\$54.95): Autorange + bar graph, DC/ACV, Cap, Ω, diode, continuity beeper</p>		<p>HandHeld</p> <p>12B \$ 84.95</p> <p>70-III \$ 85.00</p> <p>73-III \$115.00</p> <p>75-III \$139.00</p> <p>77-III \$154.00</p> <p>79-III \$175.00</p> <p>87 \$289.00</p> <p>87-III \$309.00</p>	<p>SPECIALTY METERS</p> <ul style="list-style-type: none"> • Sound meter \$169.95 • EMF Tester \$69.95 • Conductivity \$169.95 • Thermometer \$69.95-\$89.95 • Humid./Temp meter \$169.95 • Press. meter \$299.95 • Electr. scale \$89.95 • Watt Meter \$129.95 • High Voltage Probe \$59.95 • pH Meter \$79.95 • Light Meter \$80-\$90 • Light Adapter \$49.95 • Anemometer \$179.95 • Anemometer adapter (And More) \$89.95 	

OSCILLOSCOPE

Dual Trace, Component Test, 6" CRT, X-Y Operation, TV Sync, CH2 Output, Graticule Illum, 2 Probes(x1,x10)

- PS-200 20 MHz Dual Trace \$339.95
- PS-205 20 MHz Dual w/ Delay Sweep \$429.95
- PS-400 40 MHz Dual Trace \$494.95
- PS-405 40 MHz Dual w/ Delay Sweep \$569.95
- PS-605 60 MHz Dual w/ Delay Sweep \$769.95
- PS-1000 100MHz Dual Trace \$999.95

Digital Scope

- DS-303 30MHz Digital, 20 Samples/sec \$849.95
- DS-303P RS-232 interface, 30MHz \$1,049.95

Scope Probe

- HP-9060 (60MHz) \$15, HP-9150 (150MHz) \$22, HP-9250 (250MHz)\$25, HP-9258 (250MHz,100:1)\$39

AUDIO/RF/FUNCT. GENERATOR

RF Generator


- SG-4160 (\$124.95) 100kHz-150MHz sinewaves in 8 ranges, 100mV at 35MHz
- SG-4162 (\$229.95): same as SG-4160, plus 6 digits int/ext freq. counter (150MHz).

Audio Generator






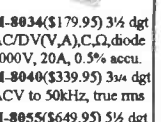
- AG-2601 (\$124.95) 10Hz-1MHz, 0-8Vpp sine, 0-10Vpp squarewave
- AG-2603 (\$229.95): same as AG-2601, plus 6 digits int/ext freq. counter (150MHz).

Function Generator

- FG-2100A (\$169.95) 2Hz-2MHz, 5mV-20Vpp
- FG-2102AD (\$229.95) same as FG-2100A, plus int. counter and TTL, CMOS output.
- FG-2103 (\$329.95) Sweep 0.5Hz-5MHz, linear/log, VCG, GCV, 6 dig. int/ext counter

POWER SUPPLIES	Single Output DC Power Supplies	Dual Tracking	Triple Output
	<ul style="list-style-type: none"> • Short Circuit and overload protected • Constant current, constant voltage mode • 0.02%+2mV line regulation; 0.02%+2mV load regulate <p>Analog Meters Display</p> <ul style="list-style-type: none"> PS-303 (\$159.00) 30V/3A PS-305 (\$219.95) 30V/5A PS-8110 (\$289.95) 60V/3A PS-8112 (\$399.95) 60V/5A PS-1610 (\$289.00) 16V/10A PS-8107 (\$399.95) 30V/10A <p>Digital Voltage, Analog Current</p> <ul style="list-style-type: none"> PS-8200 (\$179.95) 30V/3A PS-8201 (\$239.95) 30V/5A <p>Digital Volt & Current Display</p> <ul style="list-style-type: none"> PS-8300 (\$199.95) 30V/3A PS-8301 (\$259.95) 30V/5A 	<ul style="list-style-type: none"> • Short Circuit & overload protected • Constant current & voltage mode • Independent or Tracking <p>Dual Tracking (Analog V & I Displays)</p> <ul style="list-style-type: none"> PS-303D (\$314.95) 30V/3A/30V/3A PS-305D (\$399.95) 30V/5A/30V/5A PS-8108 (\$549.95) 60V/3A/60V/3A PS-8109 (\$699.95) 60V/5A/60V/5A 	<ul style="list-style-type: none"> • One fixed 5VDC, 3 Amp output • Parallel to double current output (PS-8102 & PS-8103 only) <p>Triple Output (Analog displays)</p> <ul style="list-style-type: none"> PS-8102 (\$399.95) 30V/3A/30V/3A PS-8103 (\$489.95) 30V/5A/30V/5A <p>Digital Displays</p> <ul style="list-style-type: none"> PS-8202 (\$499.95) 30V/3A/30V/3A PS-8203 (\$549.95) 30V/5A/30V/5A

GW/INSTEK® Test & Measuring Instrument ISO 9002 Cert. #934163 (2 Years Warranty)

OSCILLOSCOPE		DC POWER SUPPLIES		FUNCTION GENERATOR		BENCHTOP DMM	
OS-658G \$849.95	OS-622G \$369.95	Triple Output	Single Output	Programmable			
							
<ul style="list-style-type: none"> • Dual CH / Delay sweep • Readout a Cursor meas • Built-in delay line • Z-axis input, CH1 output • TV syn., trigger level lock • 2 probes (x1, x10) <p>OS-305 (\$229.95) - 5 MHz One Channel</p> <p>OS-310 (\$324.95) - 10 MHz One Channel</p>	<ul style="list-style-type: none"> • Dual CH/X-Y operation • 1 mV/div sensitivity • Z-axis input, CH1 output • TV syn., trigger level lock • 2 probes (x1, x10) <p>OS-305 (\$229.95) - 5 MHz One Channel</p> <p>OS-310 (\$324.95) - 10 MHz One Channel</p>	<ul style="list-style-type: none"> • 2 variable out 0-30V, 0-3A • One fixed 5V, 3A output • Auto track, serial, parallel • Constant volt, current mode • 4 analog or 2 digital display <p>PC-3030 (\$499.95)</p> <p>PC-3030D (\$549.95)</p>	<ul style="list-style-type: none"> • Const voltage, current mode • Voltage regulation <0.01% • Current regulation <0.2% • PS: 2 analog or 1 digital disp • PR: 2 analog or 2 digital disp <p>Analog Meters Display</p> <ul style="list-style-type: none"> PS-1830 (\$209.95) 18V/3A PS-1850 (\$229.95) 18V/5A 	<ul style="list-style-type: none"> • High stability, low drift • One fixed 5V, 3A output • 100point program (PPS ser) • 50point program (PPT ser.) • Auto serial/parall (PPT ser) • Auto track (PPT series), IEEE-488.2 and SCPI compatible command set (optional) <p>PPS-1860G (\$1,149.95)</p> <p>PPS-3635G (\$1,149.95)</p> <p>PPS-6020G (\$1,149.95)</p> <p>PPT-1830G (\$1,499.95)</p> <p>PPT-3615G (\$1,499.95)</p>	<ul style="list-style-type: none"> • 0.02Hz-2MHz, no counter • Sine/Squ/Tri/pulse/Ramp <p>FG-8015G (\$179.95) Sweep</p> <p>FG-8016G (\$239.95)</p> <ul style="list-style-type: none"> • 0.02Hz-2MHz w/ counter • Pulse, function generator <p>FG-8017G (\$249.95) Sweep</p> <ul style="list-style-type: none"> • Sine/Tri/Squ/TTL/CMOS • 0.02Hz-2MHz, FM mod. <p>FG-8019 (\$399.95) Sweep</p> <ul style="list-style-type: none"> • 0.02Hz-2MHz w/counter • INT/EXT AM/FM mod <p>FG-8020G (\$209.95)</p> <ul style="list-style-type: none"> • 0.02Hz-2MHz <p>FG-8050 (\$499.95) Sweep</p> <ul style="list-style-type: none"> • 0.05Hz-5MHz w/counter • INT/EXT AM/FM mod 	<ul style="list-style-type: none"> • 3 1/2 dgt • AC/DC(V,V,A), C, Ω, diode • 1000V, 20A, 0.5% accu. • 3 1/2 dgt • 0.006% basic accuracy • 1μV, 1mΩ, 1nA resolution • dBm, auto, REL, min/max <p>DM-8034 (\$179.95) 3 1/2 dgt</p> <p>DM-8040 (\$339.95) 3 1/2 dgt</p> <p>DM-8055 (\$649.95) 5 1/2 dgt</p> <p>DM-8055G (\$889.95) GPIB</p> <p>Same funct. as DM-8055</p>	<p>Intelligent Counters</p> <ul style="list-style-type: none"> FC-8131 (\$469.95) 1.3GHz FC-8270 (\$629.95) 2.7GHz UC-2010G (\$294.95)
<p>Auto-set Curs or Read-out Oscilloscope</p> <p>100 MHz OS-6102 *NEW* \$1549.95</p> <ul style="list-style-type: none"> • Dual channels • Auto-set for parameter selection • Automatic Peak to Peak • Memory for 10 user-defined settings <p>RS-232 Remote control</p> <ul style="list-style-type: none"> • Triggering DC-250 MHz • Alternate trigger • Component tester 		<p>Digital Meters Display</p> <ul style="list-style-type: none"> PS-3030 (\$219.95) 30V/3A PS-6010 (\$209.95) 60V/10A PR-3060 (\$329.95) 30V/6A PR-6030 (\$329.95) 60V/3A PR-1810HR (\$349.95) 18V/10A 		<p>FG-830G (\$1,799.95) 30MHz</p> <ul style="list-style-type: none"> • 20MHz Freq. resolution • Synthesized Function Gen. • Linear/log sweep • Arbitrary modulation • RS232, IEEE-488(option) 		<p>DM-8034 (\$179.95) 3 1/2 dgt</p> <p>DM-8040 (\$339.95) 3 1/2 dgt</p> <p>DM-8055 (\$649.95) 5 1/2 dgt</p> <p>DM-8055G (\$889.95) GPIB</p> <p>Same funct. as DM-8055</p>	

ALFA ELECTRONICS P.O. BOX 8089 PRINCETON, NJ 08543

TEL: (800) 526-ALFA (2532) / (609) 897-1135 FAX: 609-897-0206 E-mail: alfa@168@aol.com

Call Write/Fax/Email for FREE CATALOG Visa, MC, AMEX, COD, PO Accepted OEM Welcome 1 Year Warranty (2 Years for GW/Instek)

July 1998, Popular Electronics

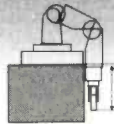
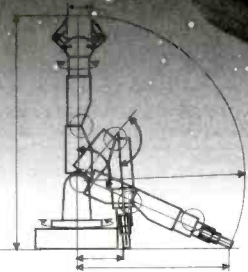
TRAIN IT TO DO JUST ABOUT ANYTHING.



\$ 69.95

The Robotic Arm Trainer Kit

Available July, 1998



Grab, release, lift, lower, wrist rotate, or pivot 350°! Our new Robotic Arm Trainer does that and much more, while teaching basic robotic sensing and locomotion principles and simultaneously, testing motor skills. The Trainer is commanded via a five switch, wired controller with corresponding LED lights. Educators, hobbyists or students will be delighted in observing the dynamics of gear mechanisms through the transparent arm as well as by the optional technology curriculum and PC/Compatibles interface. You can also expect other OWI features: quality, affordability and attention to detail. Call today to order this or any of our full line of specialized robotic kits.

Visit our homepage @ <http://www.owirobot.com>
E-mail: owi@ix.netcom.com

Five axes of motion

Base to rotate left and right
350°

Shoulder moving range
120°

Elbow moving range
135°

Wrist rotate CW & CCW
340°

Gripper open & close
55 mm (2.2 inches)

Product Dimensions

Maximum length outwards
360 mm (14.2 inches)

Maximum heights upwards
510 mm (20.1 inches)

Maximum lifting capacity
130 g (4.6 oz)

Control Box
5 switch controller

Power Source
4 each "D" batteries
(not included)

EK

ELEKIT

1160 Mahalo Place, Suite B
Rancho Dominguez, CA 90220-5443
(310) 638-7970 • Fax: (310) 638-8347



Order M - F:
8a.m. - 4p.m. PST



VARIAC

Excellent for controlling & testing various electronic products such as, Motor, Transformer, Lighting Control, School Electronics Lab /

1000VA



\$69.89

DIGITAL MULTIMETER

Basic Digital Multimeter with Transistor "hfe" and Continuity Test.



\$11.99

1-888-456-4517

Associated Elec. & Eng. Co./ AEEC

PO Box 4766,
Santa Clara CA 95056

ROBOTIC MACHINING

ROUTE, MILL, DRILL, CARVE, ENGRAVE, PAINT
IN WOOD, PLASTIC, VINYL, PC BOARD, & LIGHT METALS!

STARTING AT
\$695.00

- 4 MOTOR GANTRY MILL CONFIGURATIONS
- PC COMPUTER CONTROLLED CNC/DNC
- IMPORT/ EXPORT FILES TO OTHER CADS
- AUTO-BACKLASH COMPENSATION
- PRE-MACHINED HEAVY CASTINGS
- SIMULTANEOUS 3 AXIS MOTION
- FREE 3D CAD/CAM SOFTWARE
- AVAILABLE IN KITS OR ASSEMBLED
- EXPEDITE SERVICE ALSO AVAILABLE
- OPTIONAL ALUMINUM WAY COVERS
- .001" RESOLUTION / AMERICAN MADE



3 AXIS UNITS
FROM 12" X 12" TO
66" X 66" MACH. AREA

<http://www.uscyberlab.com>

U.S. CYBERLAB, INC. 14786 SLATE GAP RD., WEST FORK, AR 72774

CALL NOW FOR INSTANT SPECS 501-839-8293 24 HR. FAX-BACK

Micromouse Robot Kit \$95.00



Build your own functional Micromouse Robot

The kit comes complete with all hardware, structural components, 2 Hitec servos, First Step Basic Stamp kit, software and an illustrated assembly manual. This robot is an excellent foundation for many experiments such as; obstacle avoidance, maze negotiation, computer art and line tracking. Designed for smooth surfaces. It is a lot of fun to build and even more fun to operate. Check out our web site for more information and other robot kits.

- Line Tracker Option \$20.00
- Servo 6 Pack \$80.00
- Mobile Robots Book \$48.00



Quantity discounts available. \$7.50 Shipping & Handling for USA, call for international and quantity shipping charges. IL residents add 6.25% sales tax to total.

Many more robot kits, ask for our free catalog!

Lynxmotion, Inc.
104 Partridge Road
Pekin, IL 61554-1403 USA



Tel: 309-382-1816
Fax: 309-382-1254
www.lynxmotion.com
jfrye@lynxmotion.com

CABLE T.V. EQUIPMENT

Friendly, Knowledgeable Service



ORDERS CALL:
1-800-361-4586



- All Equipment New
- Convertors & Descramblers
- 30 Day Money Back Guarantee
- 6 Month Warranty
- Visa, MC, C.O.D. Welcome

KDE ELECTRONICS, INC.

P.O. Box 1494
Addison, IL 60101

Info. 630-889-0281 HRS: Mon-Fri, 9-6 CST
Fax 630-889-0283 Sat, 10-2 CST

Help protect our nation's soil and water.
Call for your free action packet.

1-800-THE-SOIL
WE OWE IT TO OUR CHILDREN

United States Department of Agriculture
Soil Conservation Service

Give The Kid Proof, Crash Proof, Guaranteed to Grow Gift.



Give U. S. Savings Bonds for as little as \$25. They are guaranteed to grow.

Buy U. S. Savings Bonds where you bank or at work through your employer's payroll savings plan.

For more information in English or Spanish, call toll free: 1-800-4US BOND.

U. S. Savings Bonds. The Gift of a Lifetime.

www.savingsbonds.gov



CABLE TV CONVERTERS

Equipment & Accessories
Wholesalers Welcome

Call C&D ELECTRONICS

1-888-615-5757 M-F 10a-6p

!!! BROADCAST FARTHER !!!

The model 220 is an 80-110 MHz RF amplifier that connects to mono or stereo FM transmitters and produces a powerful 2-15 watt signal which could broadcast up to 5 miles or more! Requires 50-150 mW drive.

Step by step plans complete with part source information and antenna designs... ONLY \$14 PLUS \$2 S&H NO C.O.D.'S

Progressive Concepts
BOX 586 STREAMWOOD, IL 60107
(630)736-9822 FAX: (630)736-0353



BEST BY MAIL

Rates: Write National, Box 5, Sarasota, FL 34230

FINANCIAL

CASH NOW FOR FUTURE PAYMENTS! We buy payments from Insurance Settlements, Annuities, and Class Action Awards. We also buy Owner Financed Mortgage Notes. Call R&P Capital at 1-800-338-5815, Ext.500.

MONEYMAKING OPPORTUNITIES

\$85,000 YEARLY INSTALLING telephones, jacks, wiring. New book shows how. FREE details. Foothill, Dept. 71, Box 1648, Cedar Ridge, CA 95924-1648.

FREE! MONEYMAKING MAGAZINE! Records, Box 10150-(PE), Terra Bella, CA 93270-0150.

SELL 21 ROYALTY FREE Software. Earn \$50 an hour 24 hours a day. Make money while you sleep. 888-526-7856 Ext. 4379. <http://telepages.com/carmenpr>

OF INTEREST TO MEN

KENTUCKY BEER RECIPE. Make Your Own Beer Plus 7 Easy-To-Make Wine Recipes. Send \$6.00 To: Consumer's Choice, Dept. 10-E, PO Box 64863, Rochester, NY 14624.

Do You Repair Electronics?

Repair Databases for TV, VCR, Monitor, UL Audio, FCC, and more.

- Over 76,000 records
- Private user forums
- Live on-line chat rooms

RepairWorld.com

Electronics Corp 1 Herald Sq. Fairport, NY 14524 (937) 878-0878

BUGGED??

Eavesdropping is unbelievably widespread! Electronic Devices with amazing capabilities can be monitoring your telephone and room conversations RIGHT NOW! Are you sure you're safe? FREE CATALOG tells you fast! Includes Free Bonus details on fantastic opportunities now open in Counter-Surveillance field. Exciting, immensely interesting and EXTREMELY profitable (up to \$250/hr) full/part-time income. Call Now!

1-800-732-5000

Quality Microwave TV Systems

WIRELESS CABLE - IFTS - MMDS
ATV - INTERNATIONAL - DIGITAL
Amplifiers • Antennas • Books • Components

- RF Frequency 2100-2700 MHz
- SASE For "FREE" Catalog or Send \$1

PHILLIPS-TECH ELECTRONICS

P.O. Box 13074 • Scottsdale, AZ 85267-3074

CATALOG/INFO: 602-947-7700

ORDER LINE: 800-880-MMDS

FAX LINE: 602-947-7799

WEBSITE: www.phillips-tech.com

E-MAIL: product@phillips-tech.com

Visa • MC • AmEx • Discover • C.O.D.'s • Quantity Pricing

CHALLENGER SYSTEM
31-Channel Complete \$240
Other Systems Available
5 Year Warranty
FREE SHIPPING



BASIC ELECTRICAL SUPPLY & WAREHOUSING CORPORATION

ATTENTION CABLE VIEWERS
Own Your Own Unit Today
Cable TV Converters & Descramblers
All Makes / All Models

Call 1-800-577-8775

Technical Info: 847-584-2099

FCC License Preparation

Electronics Tech., Avionics, Marine & Radar
HOMESTUDY—Fast, Easy & Inexpensive
Manuals, Audio, Video, PC disks, latest Q&As
Free 1-800-800-7555 "Guaranteed Pass"
See at <http://www.worldaccessnet.com>
BusinessShowcase/wpt. 4701 NE 47th St.
Vancouver, WA 98661 - WPT Publications

Call Today And
SAVE!

**Unbeatable
PRICES!**

CABLE TV

**DESCRAMBLERS
CONVERTERS · FILTERS
VIDEO STABILIZERS**

FREE ➤ 30 Day Trial
FREE ➤ Product Catalog
FREE ➤ 1 Year Warranty

100% MONEY BACK GUARANTEE




Let us point you in
the right direction ...

Arrow
Technologies
Omaha, Nebraska

**TOLL FREE
888-554-ARROW**
888-554-2776



ELECTRONIC COMPONENTS



Visit our web site!
www.mouser.com

FREE catalog is available on the
internet, CD-ROM, or in paper!

• 70,000+ Products • 145 Suppliers
• Same Day Shipping • No Minimum Order

800-992-9943

817-483-6828 Fax: 817-483-0931
www.mouser.com catalog@mouser.com

958 North Main St., Mansfield, TX 76063

CLASSIFIED

PLANS-KITS-SCHEMATICS

"HEATH COMPANY is selling photocopies of most Heathkit manuals. Only authorized source for copyright manuals. Phone: 616-925-5899, 8-4 ET"

ELECTRONIC PROJECT KITS: 49 McMichael St., Kingston, ON., K7M 1M8. \$3.00 catalog www.qkits.com. **QUALITY KITS**

FASCINATING electronics! Hi-tech gadgets, detectors, descrambler, jammers, 3D stereo, high voltage, robotics, countermeasures, more! Catalog \$2.00. **QUANTUM RESEARCH** 17919-77 Avenue, Edmonton, Alberta T5T 2S1.

Eavesdropping Equipment, 117 schematics and text. Free explanation sheet. \$65.00 + S&H \$6.00. Also kit schematics. **Sheffield Electronics,** PO Box 377940, Chicago, IL 60637-7940. (773) 324-2196. <http://www.adnetmk.com/sheffield>.

MONITORS MADE SIMPLE. Learn to repair computer monitors! Case studies, illustrations, parts sources, manufacturers included! 136 pages, soft-cover, \$19.95 + \$2.50 Shipping. Order today! Send check or money order to **Pikes Peak Press,** 321 W. Henrietta Ave., PO Box 1801, Woodland Park, CO 80866. (719)687-1499.

Catalog: Broadcasting/micro transmitters, amplifiers, antennas. Start your own radio station books. Audio, TV, Ham, CB, Surveillance, Science projects and more. www.panaxis.com **PAN-COM INT'L** PO Box 130-7, Paradise, CA 95967.

SECRET ELECTRONIC GARAGE DOOR OPENER USES MAGNET send SASE to MAI-E 41 East Campus Court Racine, WI 53402.

AUDIO-VIDEO-LASERS

VIDEO STABILIZER, Works with all videotapes. \$45.95 + \$6.00 S&H. Free brochure. 30 day moneyback. **STAR DEVELOPMENT** Box 92457 Milwaukee, WI. 53202 (414) 860-1471.

CABLE TV

Cable Descramblers and Converters 10 lot decoders \$38.00 each. 10 lot converters \$57.00 each. Visa and Mastercard Accepted. (304) 337-8027.

CONFUSED DESCRAMBLERS WILL EXPLAIN ALL YOUR OPTIONS. ALL MAKES AND MODELS WHOLESALE AND RETAIL, OPEN 6 DAYS WK 9AM-8PM EST. BEST TECH SUPPORT AND FRIENDLY SERVICE. TOLL FREE # 1-888-238-0967, ROYAL ENGINEERING, INC.

CABLE TV Descramblers. One piece units. Pioneer 6310's. Scientific Atlanta 8580's. DPV7's and others. Lowest Prices. Money Back guarantee. **Precision Electronics** Houston, TX 1-888-691-4610.

Cable Descramblers including New T-2 Testers. Fully activates Jerrold DP-5-CFT22xx's. **Multi-mode, Fiber optics.** Descrambles everything permanently, guaranteed. Lowest single or lot prices available. Se habla en espanol. Call **Cableking** (203) 849-1759. 24 hours a day. Website address www.ntplx.net/~cablking/kingkabl.htm.

CABLE TV major brands including Zenith St. 1600 \$199.00, new Zenith-add-on \$99.00. Jerrold model CFT 2014 \$249.00 one year exchange guarantee, accepted Visa, M/C, Am-Ex, Discover. Call 1-800-822-8530.

CABLE TV EQUIPMENT & ACCESSORIES. Wholesalers Welcome! 30 Day Moneyback Guarantee! Free Catalog! **PERFORMANCE ELECTRONICS, INC.** 1-800-815-1512.

Signal Eliminator can block severe TV interference or unwanted channels! Order by channel number-0 thru 36 available. Only \$30.00 each plus \$4.00 S/H. Quantity discounts. Money back guarantee. Prepay, Visa or Mastercard. COD \$5.00 additional. Visit us on the web today at <http://star-circuits.com/tvfilter>. **Star Circuits,** PO Box 94917, Las Vegas, NV 89193. 1-800-433-6319.

Free Cable Descrambler Plans. For Details Write: **Sierra Publishing,** 909 E. Yorba Linda Blvd., Suite H-181, Dept PES, Placentia, CA 92870.

CABLE DESCRAMBLERS AND CONVERTERS, SHOP NO MORE. BEST PRICES AND TECH SUPPORT. EXTREME ELECTRONICS 1-888-609-4910.

CABLE Descrambler!! Anyone can build in seven steps with Radio Shack parts. Plans/Kit from \$5.00 plus Free Bonus!! 1-800-818-9103.

CABLE "Bullet Terminator and I.D. Blocker." Electronically shields yourself and your box. Free Hackers Guide included. Lifetime guarantee. Wholesale prices. 1-800-820-9024.

BIG SALE!! NOTCH FILTERS \$18.00. EXTERNAL ACTIVATORS and DESCRAMBLERS FROM \$99.00. Test chips from \$5.00. **Bullet/I.D. \$10.00.** Name Brand Cable Descramblers from \$135.00. **LET US BEAT YOUR BEST PRICE. 1-800-449-9189 ANYTIME. SE HABLE ESPANOLE.**

CABLE Descrambling, New secret manual. Build your own Descramblers for Cable and Subscription TV. Instructions, schematics for SSAVI, Gated Sync, Sinewave, some free methods \$12.95, \$2.00 postage. **CABLETRONICS,** PO Box 30502PE, Bethesda, MD 20824.

Cable TV Converters: Lowest Prices Around. 30 Day Money Back Guarantee. Dealers Welcome 1-800-538-CABLE.

CABLE TV SECRETS www.cabletvsecrets.com or \$9.95, Box 527 Pataskala, OH. 43062.

Dealers Diagnostic Test chips all models. Best prices. If you buy quantities call us (800) 479-8795.

Bewildered about descramblers? Call for fast friendly explanation on your cable needs. Same Day Shipping or shipping is free. Tech support with all orders. Call Toll free 1-888-221-8365. Global Electronics Mon.-Sat. 9am-8pm.

Dealers wanted. Jerrold & Pioneer auto-multi-mode radio frequency test cubes. Will beat any price. **Cable USA 1-888-388-CUBE.**

BUSINESS OPPORTUNITIES

\$400 WEEKLY ASSEMBLING Electronic circuit boards/products from home. For free information send SASE: **Home Assembly-PE** Box 216, New Britain, CT 06050-0216.

Inventions/new products. ISC, America's leading invention firm, helps submit to companies. Patent Services. 1-800-288-IDEA.

BE A COMPUTER PROGRAMMER. Train at home for an exciting new career with ICS-Accredited Member of the Distance Education and Training Council. Call today for free information with absolutely no obligation: 1-800-595-5505, ext. 2351.

ADVANCED TECHNOLOGY Home Based Businesses. 250 pg Comprehensive Guidebook, insider information, 24hr. recording/FaxBack (800)326-4560 x139.

EASY WORK! EXCELLENT PAY! Assemble Products At Home. Call toll Free 1-800-467-5566 ext. 5730.

GRAVITY THEORIES

GRAVITY Reversal Theory. A manuscript revealing reversal of gravity by altering the cause of gravity. \$19.95 US Dollars to **Schwab, Inc.** 11221 Manchester Rd. Suite #306, St. Louis, MO 63122.

FREE CASH GRANTS

FREE CASH GRANTS! College. Scholarships. Business. Medical bills. Never Repay. Toll Free 1-800-218-9000 Ext. G-14087.

SEIZED CARS

SEIZED CARS from \$175.00. Porsches, Cadillacs, Chevys, BMW's, Corvettes. Also Jeeps, 4WD's. Your Area. Toll Free 1-800-218-9000 Ext. A-14087 for current listings.

ALTERNATE ENERGY

FANTASTIC Self running motors, generators and anti-gravity. Free information. **Energy Research**, Box 1514, Jackson, CA 95642.

CB-SCANNERS

CB Radio Modification! Frequencies, kits, high-performance accessories, books, plans, repairs, amps, 10-Meter conversions. The best since 1976! Catalog \$3.00. **CBCI**, Box 31500PE, Phoenix, AZ 85046.

EDUCATION

FIBER OPTIC EDUCATIONAL EXPERIMENTS KIT, INCLUDES: TUTORIAL, W/EXPERIMENTS, 40FT. FIBER ASSORTMENT, +CUTTING TOOL. \$19.95+S/H 800-373-7078.

REPAIRS-SERVICES

Do you repair TVs & PC monitors? With **Quick Fix**®, no repair should take more than 1/2 hour. Just pick the related repair section and follow the steps on the universal repair chart. **Quick Fix**®, only \$49.95 complete (includes 30 minutes free tech assistance). Exact same material sold on tapes @\$299.95. Or individual section of your choice, \$10.00. Send money & order **Quick Fix**®, 1794 Erringer Rd., Simi Valley, CA 93065 or send SASE for more information.

Developing New Products? Contract Manufacturer can help build, market, finance, your new product lines. SMT and TH PC board assemblies, prototypes or production. Free quotes. **Assembly Resources:** (978) 251-8090.

SATELLITE EQUIPMENT

SKYVISION! Your Satellite Home Entertainment Source. **Best values:** DBS and C/Ku-band equipment, including 4DTV. Most complete selection. Parts-Tools-Upgrades-Accessories! **Free** Discount Buyer's Guide. Call 800-543-3025. International 218-739-5231. www.skyvision.com.

DSS TEST CARD authorizes all channels for information. Call toll free 1-888-416-7296, plus free bonus!

DSS Hacking: How to construct and program smart cards, w/pic16C84. Complete DSS system schematics \$16.95, Software \$25.00. **CABLETRONICS** Box 30502PE, Bethesda, MD 20824.

SECURITY

SECURITY Systems and Surveillance Camera Equipment. Do it yourself and save. Camera's, Monitors, VCR's, Motion and Glassbreak Detector's Control Panel's, Sirens and more. www.a1security.com.

EMPLOYEE/NANNY SURVEILLANCE: Wireless audio/video camera in clock/radio. Watch nannies, employees or ? **LOWEST PRICES** Call: (626) 303-2346 **SURVEILLANCE SPECIALISTS**

POPTRONIX®

Awaiting your call!

Online Edition

<http://www.poptronix.com>

Turn Your Multimedia PC into a Powerful Real-Time Audio Spectrum Analyzer

Features

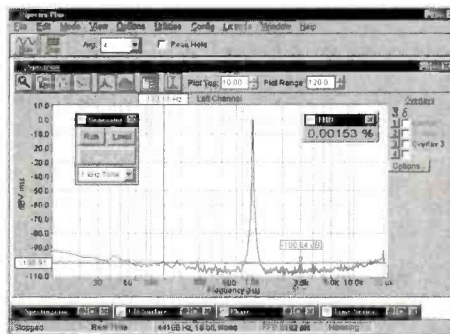
- 20 kHz real-time bandwidth
- Fast 32 bit executable
- Dual channel analysis
- High Resolution FFT
- Octave Analysis
- THD, THD+N, SNR measurements
- Signal Generation
- Digital Filtering
- Triggering, Decimation
- Transfer Functions, Coherence
- Dynamic Data Exchange (DDE)
- Time Series, Spectrum Phase, Spectrogram and 3-D Surface plots
- Real-Time Recording and Post-Processing modes

Applications

- Distortion Analysis
- Frequency Response Testing
- Vibration Measurements
- Acoustic Research

System Requirements

- 486 CPU or greater
- 8 MB RAM minimum
- Win. 95, NT, or Win. 3.1 + Win.32s
- Mouse and Math coprocessor
- 16 bit sound card



Priced from \$299

(U.S. sales only - not for export/resale)

Professional Quality Sound Cards Available... Call

DOWNLOAD FREE 30 DAY TRIAL!

www.telebyte.com/pioneer

PHS

Pioneer Hill Software
24460 Mason Rd. N.W.
Poulsbo, WA 98370

Spectra Plus 4.0

Affordable Signal Processing Software

Sales: (360) 697-3472

Fax: (360) 697-7717

e-mail: pioneer@telebyte.com

Super Savings!!! Super Savings!!!



10 Watt Multimedia Speakers
Amplified speaker system features 10 watt max. power

output, 80Hz-20KHz frequency response, 0.5% THD, 40dB signal-to-noise, 2" x 4" full range speaker. Separate controls for volume and power. Includes cables and wall transformer. Size: 3-7/8" (D) x 3-1/2" (W) x 5-1/2" (H).

Retail Price: \$34.95

No. 220-0201.....\$9.95 (per pair)



50 Watt Multimedia Speakers
Amplified speaker system features 50 watt max. power

output, 80Hz-20KHz frequency response, 3" magnetically shielded full range speaker. Separate controls for power, volume and tone. Includes LED power indicator and front headphone jack. Includes cables and wall transformer. Size: 5-1/8" (D) x 4-1/2" (W) x 7" (H).

Retail Price: \$79.95

No. 220-0203.....\$29.95 (per pair)



20 Watt Multimedia Speakers
Amplified speaker system features 20 watt max. power


output, 80Hz-20KHz frequency response, 0.3% THD, 45dB signal-to-noise, 3" full range speaker. Separate controls for volume, power and tone. LED power ON indicator. Includes cables and wall transformer. Size: 5-1/2" (D) x 3-3/4" (W) x 7-1/8" (H). Retail Price: \$59.95

No. 220-0202.....\$19.95 (per pair)

Super CHARGER™

Alkaline and Ni-Cd Charger for AAA, AA, C and D Cell batteries.

Incredible space-age technology automatically and safely recharges regular alkaline (1.5V) and nickel cadmium (1.2V) batteries. Mfg: Buddy L Model #8000. *Repackaged*



No. 140-0140.....\$7.95 (ea)

MECI 340 E. 1st St.
Dayton, Ohio
45402
Call for a free catalog

Order Toll-Free
1-800-344-4465
Fax Order Line
1-800-344-6324

CIRCLE 150 ON FREE INFORMATION CARD

ADVERTISING INDEX

Popular Electronics does not assume any responsibility for errors that may appear in the index below.

Free Information Number	Page	Free Information Number	Page
— AES	66	— KDE Electronics	89
27 Alfa Electronics	87	— Link Instruments	66
28 All Electronics	85	— Lynxmotion	89
— Allison Technology	75	156 MCM Electronics	83
— Amazon Electronics	82	— Mega Electronics	82
— Andromeda Research	65	150 Mendelson's	91
— Arrow Electronics	90	151 Mendelson's	80
— Associated Electrical & Eng.	88	— Mental Automation	72
— Basic Electrical Supply	74	16 MicroCode Engineering	CV4
13 CadSoft	12	— Mo-Tech	82
130 C&S Sales, Inc.	68	— Modern Electronics	74, 78
— Channel Island Circuits	84	152 Mouser	90
— Circuit Specialists	76	— NovaSoft	8, 75
— Cleveland Inst. of Electronics	21	— NRI Schools	11
— Command Productions	72	— Olymp Electronics/Video	82
— Comtrad Industries	7, 30	— OWI	88
— Consumertronics	70	— Pioneer Hill Software	91
— CRC Press	5	48 Prairie Digital Inc.	66
153 Dalbani	67	47 Print	79
162 Davis Instruments	4	46 Print	70
— Eagan Technical Services	78	— Pro Planet	84
— EDASHOP	80	14 Radio Shack	3
— EDE Spy Outlet	82	— School of Electronics	82
— Foley-Belsaw	73	— Silicon Valley Surplus	80
— Fotronic Corporation	78	— Skyvision Inc.	82
— Franks Electronics	84	155 Sun Equipment	81
— General Device Instruments	84	— Technological Arts	84
29 George Brown College	CV3	— Tek View	80
— Grantham College of Eng.	4	142 Telulex	79
— Greenleaf Electronics Inc.	72	— Transtronics	84
— Home Automation Systems	65	136 UCANDO Videos	75
— Information Unlimited	71	— US Cyberlab	88
— Innovation West	80	— Video Media	84
26 Interactive Image Technologies	CV2	— Vision Electronics	80
— Intronics, Inc.	80	— Weeder Technologies	65
— James Electronic Services	74		

ADVERTISING SALES OFFICES

Gernsback Publications, Inc.
500 Bi-County Blvd.
Farmingdale, NY 11735-3931
1-(516) 293-3000
Fax 1-(516) 293-3115

Larry Steckler, EHF/CET
 President (ext. 201)
 e-mail advertising@gernsback

Adria Coren
 Vice-President (ext. 208)

Ken Coren
 Vice-President (ext. 267)

Christina Estrada
 Assistant to the President (ext. 209)

For Advertising ONLY
1-516-293-3000
Fax 1-516-293-3115

Larry Steckler
 publisher

Arline Fishman
 advertising director (ext. 206)

Marie Falcon
 advertising assistant (ext. 211)

Adria Coren
 credit manager (ext. 208)

**Subscription/
 Customer Service/
 Order Entry**
 1-800-827-0383
 7:30 AM - 8:30 PM EST

ADVERTISING SALES OFFICES EAST/SOUTHEAST

Stanley Levitan
 Eastern Sales
 1 Overlook Ave.
 Great Neck, NY 11021-3750
 1-516-487-9357, 1-516-293-3000
 Fax 1-516-487-8402
slevitan26@aol.com

MIDWEST/Texas/Arkansas/ Oklahoma, Colorado, Arizona

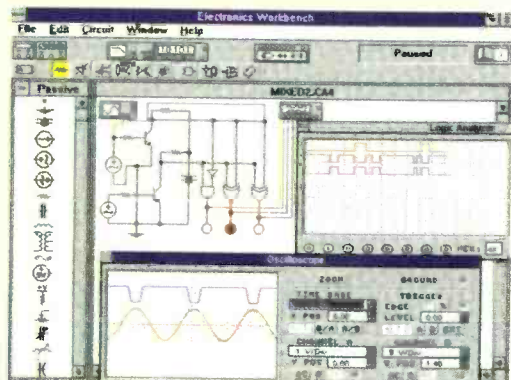
Ralph Bergen
 Midwest Sales
 One Northfield Plaza, Suite 300
 Northfield, IL 60093-1214
 1-847-559-0555
 Fax 1-847-559-0562
bergenrj@aol.com

PACIFIC COAST/Mountain States

Anita Bartman
 Hutch Looney & Assoc., Inc.
 6310 San Vicente Blvd.
 Suite 360
 Los Angeles, CA 90048-5426
 1-213-931-3444 (ext. 227)
 Fax 1-213-931-7309

Study at home with the

Electronics Technician CD-ROM



The only product of its kind

This unique CD-ROM based learning program includes 23 courses which are equivalent to a two-year Electronics Technician program and is recognized as the standard for Electronics Technician programs across North America.

Purchase the CD-ROM separately or earn College credits.

The choice is yours. Buy the CD-ROM and use it as the ultimate electronics reference tool to refresh your knowledge of electronics, or enroll in the program and earn College credits. The course material is delivered using video, text, 2-D and 3-D animations color photos, audio, and over 450 laboratory projects. Use the CD-ROM in the home, office, or shop as a troubleshooting/design tool and reference guide.

Industry Recognition

The course content for the CD-ROM was developed in association with some of the top corporate trainers in North America, and focuses on practical applications and troubleshooting techniques.

Best Price

The CD-ROM costs \$249 and comes with **ElectronicsWorkbench** (Student Edition), laboratory software simulation package. Complete all 23 courses on the CD-ROM and receive an Electronics Technician certificate.

Public Sector Standards

The CD-ROM was designed by George Brown College, one of the largest and most innovative community colleges in North America. Graduates of the program can continue their studies towards an undergraduate degree through the Minnesota University (Bemidji State) distance education program.

Easy at-home learning

All you need is the CD-ROM, no expensive books or lab equipment is required. Complete each course at your own pace, schedule the time that's best for you and decide how quickly you finish each course. The typical completion time is 48 weeks of part-time study, but there are no time limits.

Call now! Toll Free!

Call our 24-hour toll-free hotline to find out more about the Electronics Technician CD-ROM or the distance education program.

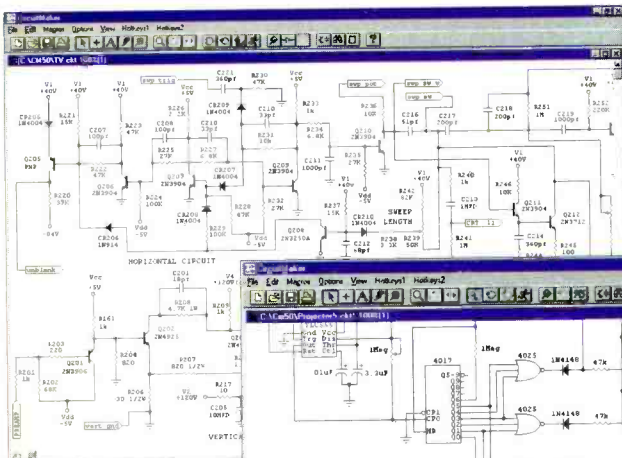
1-888-553-5333

George Brown College
160 Kendall Avenue
Toronto, Canada M5R 1M3
Fax: 416-415-4727
web site: <http://www.gbrownc.on.ca>

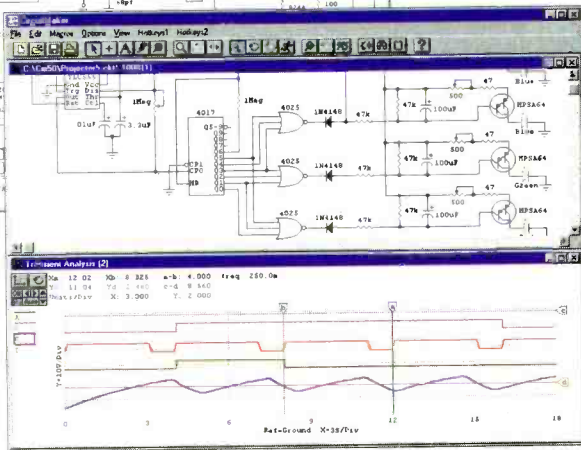
Professional Power

at a hobbyist price.

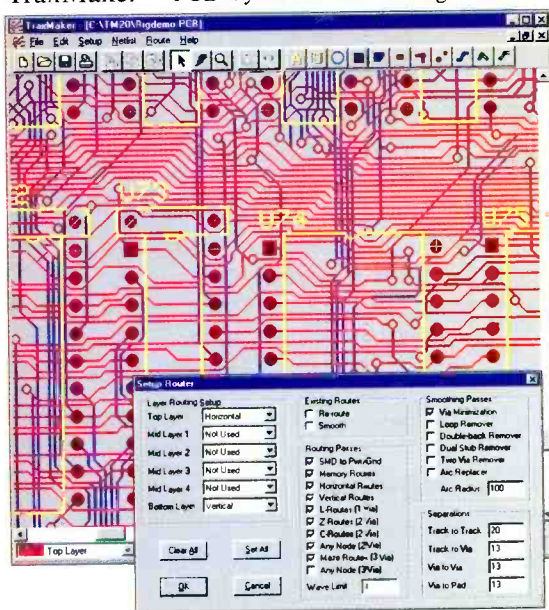
That has been our philosophy at MicroCode Engineering since 1987. So it's no surprise that **CircuitMaker** and **TraxMaker** are the leading software tools for affordable, easy-to-use circuit design, simulation and PCB layout.



CircuitMaker®
– schematic capture and simulation



TraxMaker® – PCB layout and autorouting



QUICKLY DESIGN analog, digital or mixed analog/digital circuits with CircuitMaker's advanced schematic features. You fully control the wiring, device placement, annotation and colors. And the Symbol Editor and macro features let you create unlimited custom devices and symbols.

SIMULATE and **ANALYZE** what you create – try all the "what if" scenarios with:

- Fast, proven 32-bit SPICE 3f5/XSpice simulator
- True mixed analog/digital simulation
- Fully interactive digital logic simulation
- 4,000-device library
- AC Frequency Analysis
- DC Operating Point Analysis
- DC Transfer Function
- Transient Analysis
- Step Function – step component values and sources over a user-definable range

TAKE MEASUREMENTS at any point in the circuit with a click of the Probe tool. Results appear immediately on virtual instruments like the Digital Oscilloscope, Curve Tracer, Digital Multimeter and Bode Plotter. No other simulator lets you take measurements as quickly and easily as CircuitMaker.

COMPLETE the design process with TraxMaker, a professional printed circuit board layout program with built-in autorouter. Import netlists from CircuitMaker and other schematic programs, or design boards from scratch.

- Includes autorouter, auto component placement and Design Rules Check
- Supports up to 8 copper layers, board sizes up to 32 x 32 inches
- Surface mount and through-hole components from a customizable library
- Outputs your PCB as a Gerber file, Excellon N/C drill file, and prints to any Windows-selectable printer or plotter

RELY ON free technical support from qualified engineers. And every MicroCode product is backed by our **30-day Money-Back Guarantee** if it does not live up to your expectations.

Call 800-419-4242 for more information and free demos
(or download from www.microcode.com)
CIRCLE 171 ON FREE INFORMATION CARD

CircuitMaker Version 5 \$299
TraxMaker Version 2 \$299
CircuitMaker Design Suite™ \$549
(CircuitMaker and TraxMaker)