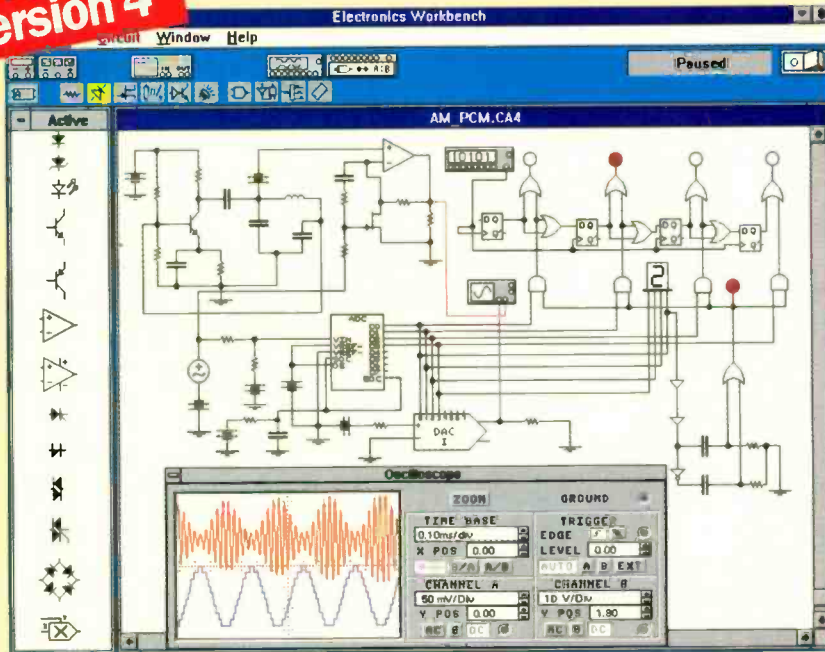


MIXED-MODE SIMULATION

Design & Verify Faster with Electronics Workbench®

**New
Version 4**



True mixed-mode simulation: Simultaneous AM transmission, digitization and pulse-code modulation of a signal.

Analog, Digital & Mixed Circuits

Electronics Workbench® Version 4 is a fully integrated schematic capture, simulator and graphical waveform generator. It is simple to mix analog and digital parts in any combination.

Design and Verify Circuits... Fast!


Electronics Workbench's simple, direct interface helps you build circuits in a fraction of the time. Try 'what if' scenarios and fine tune your designs painlessly.

Electronics Workbench delivers the power you need to design and verify analog, digital and true mixed mode circuits. Over 20,000 customers have already put Electronics Workbench to the test. The result: Better designs... Faster. And over 90% would recommend it to their colleagues.

Electronics Workbench will save you time and money. We guarantee it.*

Call Now: 800-263-5552

*30 day money-back guarantee
Free unlimited technical support



Electronics Workbench \$299

- Includes:
- Schematic capture
 - Simulator
 - Graphical waveform generator
 - 350 models
- + 15 S/H

Engineer's Pack \$599

- Includes:
- Electronics Workbench
 - 2,000 Extra Models
 - Export/Import to/from SPICE
 - Export to PCB packages
- + 15 S/H

Yes, I'm interested in
Electronics Workbench.

Name: _____

Title: _____

Organization: _____

Address: _____

Phone: _____

I prefer to be contacted by e-mail/fax at:

9EA1FP4

**INTERACTIVE IMAGE
TECHNOLOGIES LTD.**

908 Niagara Falls Blvd. #068,
North Tonawanda, NY 14120-2060

Telephone: 416-977-5550

FAX: 416-977-1818

E-mail: ewb@interactiv.com

CompuServe: 71333,3435

BBS: 416-977-3540



INTERACTIVE

Trademarks are property of their respective holders. Offer is in U.S. dollars and valid only in the United States and Canada.

Australia: 25193933 • Brazil: 11-453-9988 • Cyprus: 262-1068 • Czech Republic: 19-224-908 • Denmark: 33-25-0109 • Finland: 0297-9033 • France: 1-908-9000 • Germany: 711627740 • Greece: 1-524-9981 • Hungary: 1-215-0182
India: 1-544-1343 • Indonesia: 21-4721730 • Israel: 3647-5613 • Italy: 11-437-9549 • Japan: 3-3382-3136 • Malaysia: 3-774-2189 • Mexico: 5-993-5260 • Netherlands: 18031-7666 • New Zealand: 9-267-1786 • Norway: 22-1670-45
Portugal: 1-81-46609 • Singapore: 777-2302 • Slovenia: 61-317-890 • South Africa: 331-64-809 • South Korea: 22-223-3431 • Spain: 1-953-3234 • Sri Lanka: 185-9970 • Sweden: 8740-9500 • Thailand: 662-398-6952 • UAE: 4-459-905 • UK: 208-232-1216

CIRCLE 169 ON FREE INFORMATION CARD

Popular Electronics®

OCTOBER 1995

Vol 12, No 10

8

A GERNSBACK
PUBLICATION

COVER STORY

37 Ghost Voices

Are the dead trying to communicate with us through electronic means? Find out for yourself as we explore the mystery surrounding Electronic Voice Phenomena—*Konstantinos*

CONSTRUCTION

48 Build a Vocal Sound-Effects Generator

Create a ghoulish voice this Halloween with this fun-to-build, fun-to-use project—*David Williams*

50 Build the Pathfinder

Use it as an aid for the blind, or in a variety of other applications—*Luther M. Stroud*

54 Build an Equatorial Camera Mount

Take stunning photographs of the nighttime sky—*John Iovine*

59 Build the Faux Fax Scanner

Use your Fax machine as a high-resolution scanner for your personal computer—*Thomas E. Black*

FEATURES

42 Radio Astronomy

Radio is one of astronomy's most important tools as scientists try to learn the mysteries of the universe—*Karl T. Thurber*

62 Using a Spectrum Analyzer

"See" the entire spectrum at a glance with this valuable radio accessory—*Bill Clarke*



Page 37



Page 42



Page 59

POPULAR ELECTRONICS (ISSN 1042-170-X) Published monthly by Gernsback Publications, Inc. 500 Bi-County Boulevard, Farmingdale, NY 11735-3931. Second-Class postage paid at Farmingdale, NY and at additional mailing offices. One-year, twelve issues, subscription rate U.S. and possessions \$21.95, Canada \$28.84 (includes G.S.T. Canadian Goods and Services Tax Registration No. R125166280), all other countries \$29.45. Subscription orders payable in U.S. funds only. International Postal Money Order or check drawn on a U.S. bank. U.S. single copy price \$3.50. Copyright: 1995 by Gernsback Publications, Inc. All rights reserved. Hands-on Electronics and Gizmo trademarks are registered in U.S. and Canada by Gernsback Publications, Inc. Popular Electronics trademark is registered in U.S. and Canada by Electronics Technology Today, Inc. and is licensed to Gernsback Publications, Inc. Printed in U.S.A.

Postmaster: Please send address changes to Popular Electronics, Subscription Dept., P.O. Box 338, Mount Morris, IL 61054-9932

A stamped self-addressed envelope must accompany all submitted manuscripts and/or artwork or photographs if their return is desired should they be rejected. We disclaim any responsibility for the loss or damage of manuscripts and/or artwork or photographs while in our possession or otherwise.

As a service to readers, Popular Electronics publishes available plans or information relating to newsworthy products, techniques, and scientific and technological developments. Because of possible variances in the quality and condition of materials and workmanship used by readers, Popular Electronics disclaims any responsibility for the safe and proper functioning of reader-built projects based upon or from plans or information published in this magazine.

PRODUCT REVIEWS

9 Gizmo

Sony Personal Communicator, Canon Notebook Computer, Franklin Electronic Books, and more

27 Hands-On-Report

Data Depot Post-Code Reader

30 Product Test Report

Sony CCD-TRV30 Camcorder

COLUMNS

24 Multimedia Watch

Slide-show software—*Marc Spiwak*

64 Computer Bits

Managing system resources—*Jeff Holtzman*

66 Antique Radio

Building a starter ham receiver—*Marc Ellis*

72 Think Tank

Circuits of yore—*John Yacono*

76 Circuit Circus

Some LED fun—*Charles D. Rakes*

80 DX Listening

Radio still reigns—*Don Jensen*

82 Ham Radio

Workshop stuff—*Joseph J. Carr*

84 Scanner Scene

The good, the bad, and the scrambled—*Marc Saxon*

DEPARTMENTS

3 Editorial

4 Letters

6 New Products

79 Electronics Market Place

86 Electronics Library

93 Popular Electronics Market Center

134 Advertiser's Index

135 Free Information Card

Popular Electronics

Larry Steckler, EHF, CET,
editor-in-chief and publisher

EDITORIAL DEPARTMENT

Carl Laron, editor
Dan Karagiannis, associate editor
Teri Scaduto, assistant editor
Evelyn Rose, editorial assistant
Marc Spiwak, editorial associate
Stephen A. Booth,
contributing editor
Joseph J. Carr, K4IPV,
contributing editor
Marc Ellis, contributing editor
Jeffrey K. Holtzman,
contributing editor
Don Jensen, contributing editor
Charles D. Rakes,
contributing editor
Marc Saxon, contributing editor
John Yacono, contributing editor

PRODUCTION DEPARTMENT

Ruby M. Yee, production director
Karen S. Brown,
production manager
Kathy Campbell,
production assistant

ART DEPARTMENT

Andre Duzant, art director
Russell C. Truelson, illustrator

Jacqueline P. Cheeseboro,
circulation director

Michele Torrillo,
POPULAR ELECTRONICS bookstore

**BUSINESS AND EDITORIAL
OFFICES**

Gernsback Publications, Inc.
500 Bi-County Blvd.
Farmingdale, NY 11735-3931
1-516-293-3000
FAX: 1-516-293-3115
President: **Larry Steckler**

**SUBSCRIPTION
CUSTOMER SERVICE/
ORDER ENTRY**

1-800-827-0383
7:30 AM - 8:30 PM EST

**Advertising Sales Offices
listed on page 134**

Composition by Mates Graphics

Cover by Loewy Design
Cover Illustration by Scott Pollock



Since some of the equipment and circuitry described in POPULAR ELECTRONICS may relate to or be covered by U.S. patents, POPULAR ELECTRONICS disclaims any liability for the infringement of such patents by the making, using, or selling of such equipment or circuitry, and suggests that anyone interested in such projects consult a patent attorney.

EDITORIAL

VOICES FROM BEYOND

Halloween is fast approaching, and in the spirit of wonderful weirdness that the holiday evokes, this month **Popular Electronics** presents one of its most unusual stories ever. Since the invention of the tape recorder, people have claimed to hear mysterious voices on the tape recordings they have made. Called "electronic voice phenomena" by serious researchers, and "ghost voices" by the popular press and others, there does appear to be something to it.

What that something is, however, is an entirely different question. Are the dead really trying to communicate with us through electronic means, or are the sounds heard of a more mundane nature? That is, are they the product of an overactive imagination or even out-and-out hoaxes?

What's the truth? Well, that's for *you* to decide! In "Ghost Voices" we describe the techniques and experiments researchers have used to record electronic voice phenomena, the results they achieved, and show you how you can duplicate those experiments on your own, if you dare! The story begins on page 37.

On a more earthly note, this month also marks the return of one of our more popular features of the past: Product Test Reports. Each month, we'll select a video, audio, or computer product and put it through the wringer.

Our exhaustive bench tests, performed by Frank Barr and the staff at the Advanced Product Evaluation Laboratories (APEL), one of the foremost electronics-testing facilities in the country, will tell you the true story behind the specifications. And our user tests tell you how well, or how poorly, the product actually performs. The feature is written by Stephen Booth, formerly the Editor-in-Chief of *Video Review* and Electronics Editor of *Popular Mechanics*. Look for it this month on page 30.



Carl Laron
Editor

EARN YOUR B.S. DEGREE IN COMPUTERS OR ELECTRONICS



By Studying at Home

Grantham College of Engineering, now in our 45th year, is highly experienced in "distance education"—teaching by correspondence—through printed materials, computer materials, fax, modem, and phone.

No commuting to class. Study at your own pace, while continuing on your present job. Learn from easy-to-understand but complete and thorough lesson materials, with additional help from our instructors.

Grantham offers three separate distance-education programs, leading to the following accredited degrees:

- (1) The B.S.E.T. with Major Emphasis in Electronics.
- (2) The B.S.E.T. with Major Emphasis in Computers.
- (3) The B.S.C.S. — the Bachelor of Science in Computer Science.

An important part of being prepared to *move up* is holding the right college degree, and the absolutely necessary part is knowing your field. Grantham can help you both ways—to learn more and to earn your degree in the process.

Write or phone for our free catalog. Toll free, 1-800-955-2527, or see mailing address below.

Accredited by
the Accrediting Commission of the
Distance Education and
Training Council

GRANTHAM
College of Engineering
Grantham College Road
Slidell, LA 70460

LETTERS

SUBWOOFER CLARIFICATIONS

Thanks to all of you who wrote in regarding my article, "Build a Subwoofer" (*Popular Electronics*, July 1995). In order to answer the many questions you asked about it, let me give everyone the following information.

First, as Fig. 3 of the article shows, it is only a single channel (not "stereo") subwoofer. Two are required for stereo use. Or one can be used with an electronic active (not passive) circuit for summing the two stereo channels' outputs, and with a filter to deliver only the low frequencies to a single amplifier to drive the system. Some Dolby Surround Sound processors for home-theater use have such a circuit built in, which would simplify building your system if you plan to use it as part of a home-theater installation.

In fact, from the beginning the system was designed with the idea that two subwoofers were to be used. Note that the cabinets are rather long and narrow in shape, making the system easy to hide behind a couch, or even to be placed between pieces of furniture in a room, without being immediately noticeable. One of them could even be used as a TV stand when placed on some 4–6-inch legs.

Second, some of you wrote in asking if the particular 8-inch driver used in the article could be further optimized to go down even deeper into the bass. The answer is that the system was already optimized by mathematical analysis before the prototype was ever built. So, no, there is nothing more to be done with this particular system design.

For those interested in creating their own subwoofer designs, my BASIC programs for IBM-compatible PCs ("Design Your Own Loudspeakers," *Popular Electronics*, February 1994) will be very helpful. The programs are for doing a sealed-type ("acoustic suspension") system.

I hope this information has been of use to everyone interested in the project.

WILLIAM R. HOFFMAN

"TRICKY" g MACHINE

I enjoyed reading the article "Build the 'g' Machine" (*Popular Electronics*, May 1995) that described building an accelerometer based around the Analog Devices ADXL50. However, it included some inaccuracies that relate more to physics than to electronics.

In essence, acceleration = force/mass, as Newton put it. A change in velocity with time, dV/dT , is something else again.

Specifically, when a car is traveling at a constant speed of 60 miles-per-hour, the accelerometer will not record zero, but rather an acceleration that is the equivalent of the rolling and aerodynamic resistance of the car. That will be appreciable for a rubber-tired vehicle at 60 miles-per-hour. Try it!

Also, a car stopping from 60 miles-per-hour in eight seconds will not necessarily record a deceleration of 0.34g, unless the road is absolutely level throughout. Clearly, stopping down grade in eight seconds requires a higher deceleration.

Finally, when the car comes to rest, and the velocity is zero, the accelerometer will record the grade of the road (for example, 0.5g on a 30° slope), not zero, because that is then equivalent to the force exerted by the parking brake.

Ironically, the closest the accelerometer comes to zero on any grade is at the moment the parking brake is released and the car starts to free-roll at a small velocity.

Tricky things, accelerometers! C.B.M.

Vancouver, B.C., Canada

WHEN IT RAINS . . .

I just finished Walter Schopp's article, "Sprinkler Guardian" (*Popular Electronics*, April 1995), and must disagree with him on one point.

Here in Florida, the sun can be shining on one side of the street while it is pouring on the

other. Therefore, if the 555 has been set to run for an hour (or whatever length of time) and the rain moves in, you have sprinklers on in the rain.

That said, the idea is a good one. The version I built was a spin-off of a basement high-water alarm that appeared some years back in *Popular Electronics*. The sensors are simply a short piece of #10–2 vinyl outdoor house wire stripped on one end and shaped to fit in a 1 × 3 × ½-inch home-made pan. A light shower has no effect, but if it gets to about ¼ inch of rain, the sprinklers shut off.

I have enjoyed your magazine for years! Keep it up!

P.U.

Deltona, FL

SPEAKING OUT FOR "SILENT SAM"

Thank you for the *Hands-on Report* write-up on "Silent Sam" (*Popular Electronics*, April 1995). It was nicely done, but some of the information presented was a bit out of date. As the device's inventor, I'd like to clear up any confusion.

1. Turn-signal reminders are now included on many cars as factory equipment. But, unlike Sam, they take a long time before sounding off—about 100 clicks. Sam's signal is never more than about 18 seconds away.

2. Factory models emit a continuous signal after timing out. That forces the driver to react to quiet it. Sam's short signal can be ignored if the driver so chooses.

3. Factory units work only if you are moving and not when stopped. Sam beeps when you are stopped but not on the brake. That is a common habit that causes premature wear of clutch facings and throw-out bearings.

The most important change is that Sam is now compatible with all electronic, solid-state, and thermal flashers; the same

model works with all cars on the road..

That aside, I appreciate your fine article. Thank you.

HENRY P. GIOVANNI

Columbus, OH

HAVES & NEEDS

I have acquired a beautiful antique radio and would like to know if anyone can identify it and describe the speaker that might have been used with it.

The radio is in a mahogany case about 28 inches long, 10 inches high, and 10 inches deep. It has nine tubes mounted breadboard style. The front-panel escutcheon says "Sky-rover." A metal plate says:

SKYROVER ELECTRIC RADIO

Serial 3472 110 volts
Licensed under GE and Westinghouse patents
BUTLER BROTHERS
MFG by A.A.M. Corporation
Chicago USA

The unit is in working condition, but minus its speaker. I have determined that a speaker matching transformer must be used externally.

The tube line up includes: four number 226 RF amplifiers, a 227 detector audio tube, a 227 phase inverter, and two 71A push-pull output tubes. A separate power supply chassis inside the cabinet has a 280 rectifier.

Any information would be appreciated. Thanks!

ART MANNING, N4XNM
104 Landing Road
Brunswick, GA 31520

I would like a copy of the operating manual, circuit diagram, and description of theory of operation (which should be found in the manual) for an EICO model 902 audio distortion analyzer. If anyone can make a copy available, it would be much appreciated. I certainly will pay copy and mailing costs. Thank you.

PAUL FREEDMAN
P. O. Box 286

Florissant, CO 80816

CircuitMaker[®]

The Ultimate Circuit Design Tool

But don't take our word for it

"BRAVO! Incredible graphics, flexibility and selection of components. I regret having wasted time and money on your competitors product."
Owen Bordelon, Lunar Technology Corp.

"I have played with CircuitMaker all weekend and haven't found a single problem. I was able to produce usable work 1 hour after setup!"
Joseph Bouche, Amherst College

"Very Intuitive!"
Mike Grover, STS Production

"This is an incredible product."
Michael Boberski, Vanderbilt Univ.

"CircuitMaker really shines in the simulation phase..."
Macworld Computer Magazine

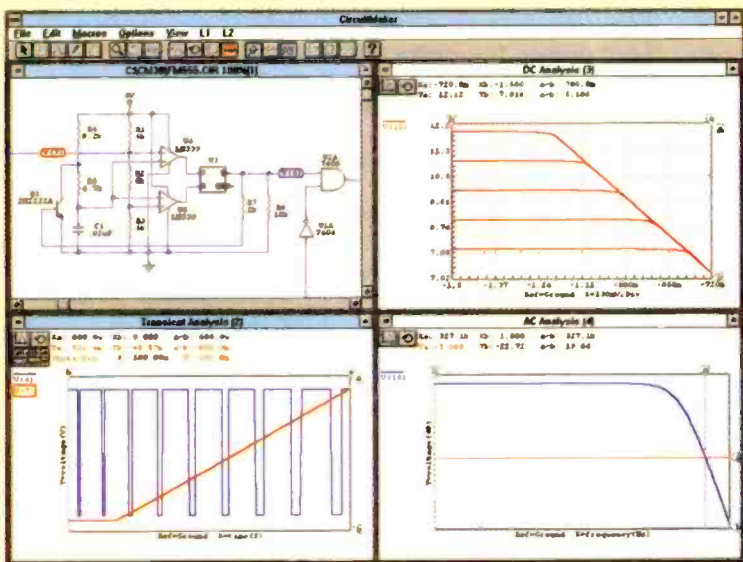


Comprehensive Device Library

Version 3 features a new, state-of-the-art device browser which greatly simplifies the task of organizing and selecting devices. With its newly expanded device library, CircuitMaker now ships with more devices (at no additional cost) than any competing product. If you need a device that isn't provided, CircuitMaker provides industry standard SPICE import and a powerful Macro capability to enable you to create new devices. CircuitMaker provides you with the tools to get the job done right.

Printed Circuit Board Netlist Output

The new PCB output capability helps you complete your design cycle, by generating a netlist that can be imported into any compatible PCB program. This is not a costly "add-on" product. It comes standard with every copy of CircuitMaker.

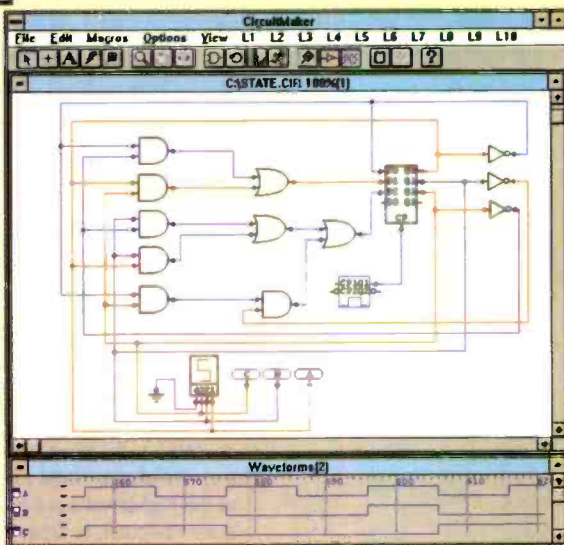


Professional Schematic Layout

This easy to use layout tool is unmatched. It includes many advanced schematic editing features not found in similar programs. These powerful features minimize the time and task associated with drawing a schematic and insure a professional looking final product. Printout and export options are numerous and results are of the highest quality. But that's what people have come to expect from CircuitMaker.

Analog, Digital and Mixed-Mode Simulation

CircuitMaker's SPICE3 based analog simulator provides fast and accurate simulation. New SPICE sub circuits allow mixed-mode simulation with all base level digital devices. Digital simulation is live and highly interactive. This powerful simulation trio is tightly integrated into one package and will confirm your circuit designs with accuracy and ease.



MicroCode Engineering
573 W. 1830 N. Suite 4
Orem, UT 84057 USA
Phone (801) 226-4470
FAX (801) 226-6532

To order or request additional information call 800-419-4242



CIRCLE 42 ON FREE INFORMATION CARD


A demo version is available on major on-line services or for \$10 direct. Competitive upgrades are available for \$149. Call for details. CircuitMaker is a registered trademark of MicroCode

NEW PRODUCTS

TV/ Multimedia Monitor

Designed to address the changing needs for display devices in multimedia environments, the *Toshiba Integrated Multimedia Monitor (TIMM)* is a 20-inch monitor that combines a 181-channel tuner and an FST Black picture tube with a direct VGA input. (An adapter allow hookup to Macintosh computers.) Because TIMM's dot pitch of 0.58 millimeters is up to 36% finer than that of conventional TVs, it is able to reproduce in sharp detail the dramatic color graphics of high-resolution video games and multimedia programs. It also enhances interactive applications including CD-ROM, CD-i, on-line services, and business conferencing.

The newly designed picture tube is capable of handling both



multimedia and conventional TV functions. The first Invar Shadow Mask to be used in a 20-inch TV allows TIMM to operate at the higher voltages needed to create brighter, sharper images.

A built-in stereo television tuner offers full TV reception with picture and audio quality unequaled by computer add-on boards. It features 500 lines of horizontal resolution. The FST Black picture tube reduces am-

bient light reflection to improve contrast and black reproduction. The tuner also offers closed captioning, which is rarely found on TV tuner cards. Composite and S-video inputs allow easy connection of a laserdisc player or VCR. To take advantage of the full potential of digital audio, the monitor features a built-in 100-watt audio system and a tuned-horn structure said to provide improved signal separation and enhanced full-frequency performance. The monitor also offers a Sub Bass System circuit for powerful bass response, as well as an MTS stereo decoder with SAP and dbx noise reduction.

TIMM is the first multimedia monitor to come with a remote control. In addition to directing all TV functions, the remote also controls computer-related features, including picture sizing, which allows users to expand and contract the RGB image vertically and horizontally and to adjust its location on the screen.

The Toshiba Integrated Multimedia Monitor has a suggested retail price of \$999. For more information, contact Toshiba America Consumer Products, Inc., 82 Totowa Road, Wayne, NJ 07470.

CIRCLE 100 ON FREE INFORMATION CARD

CREDIT-CARD-SIZE DMM

Wavetek's *DM78A* digital multimeter is so small that users can keep it with them at all times, ready to make a measurement at any moment. It is intended for use in all electronic and field-service work—particularly for testing fax, computer, copier, security, and consumer-electronic equipment—as well as for handy home use.

The DM78A offers a 3200-count display with a 32-segment bar graph, useful for measuring peaking and nulling circuits and locating bad diodes. It features data hold, which freezes a reading on display for



later evaluation, providing safer operation when in a dangerous area. The meter is designed to meet UL and EN (IEC) safety standards.

The DM78A credit-card-size digital multimeter has a list price of \$35.95. For additional information, contact Wavetek Corporation, Instruments Division, 9045 Balboa Avenue, San Diego, CA 92123; Tel. 619-279-2200; Fax: 619-565-9558.

CIRCLE 101 ON FREE INFORMATION CARD

MULTIFUNCTION INKJET PRINTER

Crowded small offices and home offices can conserve valuable space with *Sanyo's SFX-P55*, a plain-paper inkjet printer that also serves as a fax, copier, and telephone. With optional fax software and its built-in RS232C interface, it also offers fax/modem/scanner capabilities.

The SFX-P55 offers plain-paper printing, emulating several leading printers for compatibility with a wide range of DOS and Windows applications. A convenient, 100-page sheet feeder keeps legal- or letter-size paper in ready supply.

Fax features include a 256-Kb reception memory (approximately 17 pages), 32-shade half-tone reproduction, a 10-sheet automatic document feeder, customized header print capability, a 16-character LCD, and timed transmission of up to ten pages with a 24-hour delay. Automatic dial memory accom-

modates up to 30 telephone numbers, including eight one-touch numbers and 22 speed-dial numbers. To switch calls between the fax and an outside answering machine, voice prompts and automatic switch-over capability are built in.

As a copier, the SFX-P55 offers a fine mode with or without halftone, superfine with halftone, and three sizes of image reduction. Up to 99 consecutive copies can be printed at one time. The unit




also includes a complete telephone, an ink cartridge, and an instruction manual. A large, wire exit tray is available as an option.

The SFX-P55 multifunction inkjet printer has a suggested retail price of \$1099.95. For more information, contact Sanyo, 21350 Lassen Street, Chatsworth, CA 91311-2329; Tel. 818-998-7322; Fax: 818-701-4149.

CIRCLE 102 ON FREE INFORMATION CARD

PROSPECTOR'S METAL DETECTOR

The *Gold Bug-2* metal detector from Fisher Research Laboratory is engineered specifically for electronic prospecting. It features an iron-discrimination mode for hot rock and ferrous target identification, an audio-boost mode for faint, deep targets, and three mineralization modes for nugget hunting in just about any ground condition.



According to Fisher, the Gold Bug-2's 17-kHz operating frequency is the highest, by far, of any metal detector made. That makes it easier to find small nuggets buried deep in mineralized soil. The iron-discrimination mode increases its ability to pick out good targets next to iron in any highly mineralized soil.

The Gold Bug-2 weighs less than three pounds and is available with a submersible 6.5-, 10-, or 14-inch elliptical search coil. For rugged durability, it features a dust- and rain-resistant control housing and quartz-crystal locked electronics.

The Gold Bug-2 prospecting metal detector has a suggested list price of \$775 with the 6.5- or 10-inch coil, or \$795 with the 14-inch coil. For additional information, contact Fisher Research Laboratory, 200 West Willmott Road, Dept. 6MO, Los Banos, CA 93635; Tel. 1-800-M-SCOPE-1; Fax: 209-826-0416.

CIRCLE 103 ON FREE INFORMATION CARD

440-MHZ PACKET RADIO

The PCS-9600D from Azden is a 35-watt, 9600-baud, digital transceiver that offers all the special features required by high-speed packet radios. Included are 35 watts of output, 20-kHz wideband IF, wide frequency range (430-450 MHz), and solid-state diode TX/RX



switching. It offers 20 memory channels plus one temporary memory location. A full DTMF dynamic microphone is included for voice operation when needed.

The PCS-9600 9600-baud packet radio costs \$649. For additional information, contact Azden Corporation, 147 New Hyde Park Road, Franklin Square, NY 11010; Tel. 516-328-7500; Fax: 516-328-7506


CIRCLE 104 ON FREE INFORMATION CARD

HAMEG®
Instruments

Lightweight portable

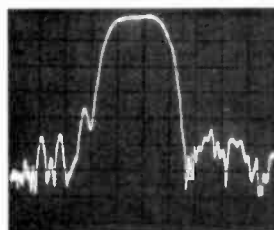
SPECTRUM ANALYZERS

Made in USA




Features:

- -100 to +13 dBm Signal Input Range
- Center Frequency Display (100kHz Res.) switchable to Marker Frequency
- Built-in Tracking Generator (HM5006)
- Measurement Output to PC (optional)



True analog display
(43 Hz refresh rate)



HZ 530: Set of 3 active E & H
near field probes (10kHz-1GHz)

Applications:

- EMI Pre-Compliance Measurements
- Location of emission "hot spots"
- Radiated and conducted emission evaluation
- EMI Diagnostics at the Prototype level
- Cellular Phone and Pocket Pager testing
- CATV and MATV System Troubleshooting

Model Number	Frequency Range	Tracking Generator	Retail Price
HM 5005	0.2 to 500 MHz	no	\$ 1,148
HM 5006	0.2 to 500 MHz	yes	\$ 1,548
HM 5010	0.15 to 1,050 MHz	no	\$ 1,985

3 Year Full Parts and Labor Warranty

Call now: Toll-free (800) 247-1241

HAMEG Inc. 266 East Meadow Ave. 1939 Plaza Real
East Meadow, NY 11554 Oceanside, CA 92056

VISA MASTERCARD

(516) 794-4080 (619) 630-4080
(516) 794-1855 (619) 630-6507

CIRCLE 170 ON FREE INFORMATION CARD

For twenty years, police have used taser technology to battle crime...now you can, too!

Remarkable new self-defense device is more effective than mace, pepper sprays, stun guns and handguns—and it's perfectly legal and non-lethal!

by Tammy Wallens



Today, too many Americans find themselves confronted with the ever-increasing threat of crime. As the fear of becoming a victim of crime proliferates, the desire to find a method to protect oneself is an issue that more and more Americans, both young and old, will confront. In response to these issues, Air Taser, Inc. has developed a safe and effective method of non-lethal self-protection.

Ultimate non-lethal protection. Air Taser is a hand-held self-defense system that uses compressed air to launch two probes. When it is fired, the probes hit the target as far away as 15 feet. The probes are connected to the launcher by a thin wire that transmits electrical signals called T-waves. These electrical signals enter the assailant through the probes, penetrating the nervous system *regardless of the placement of the probes*. The result? An instant loss of the attacker's neuromuscular control and the ability to perform coordinated actions. These T-waves can be transmitted through as much as two inches of clothing—not even a leather jacket will stop Air Taser.

How does it work? When Air Taser is fired, compressed air projects two probes, up to 15 feet, at a speed of 200 feet per second. Upon contact with the target's body or clothing, an electrical signal is transmitted throughout the region where the probes make contact.

Air Taser uses an automatic timing mechanism to apply the electric charge. Once the probes are launched, Air Taser releases an electric current in a pre-set time sequence of



eight seconds, pauses briefly, and then continues administering the electric current in five-second increments for a total of 30 seconds. This ensures that the nervous system of the assailant doesn't recover enough to allow him to remove the probes. Follow-up bursts disrupt the process of re-equilibration of the nervous system, keeping the target disabled. This allows the user to drop the device and run while Air Taser continues to disable the target.

Proven non-lethal. The Consumer Product Safety Commission has found taser® technology to be non-lethal. Its electrical output interferes with communication between the brain and

muscular system, resulting in loss of control. Air Taser won't damage muscles, nerves or other body elements. Studies confirm that T-waves do not interrupt the heart beat or damage pacemakers. You can't electrocute the target, even if he's standing in water. And because the output is metered and electrical energy is consistent, the electrical output

- AIR TASER...**
- ✓ Works up to 15 feet away
 - ✓ Won't cause any permanent or serious damage
 - ✓ Effective anywhere on the target's body
 - ✓ Has a back-up protection device
 - ✓ Excludes the possibility of criminal use

cannot be transferred from a tasered person to anyone else, even if they touch.

After being "tasered," the target will feel dazed for several minutes, and won't be up to resuming an attack. The electrical output causes involuntary muscle contractions, resulting in a sense of vertigo. While Air Taser can momentarily stun or render an attacker unconscious, this technology is clinically proven not to leave long-term injuries.

Easy to use. Firing Air Taser is easy. With your elbow at your side, hold the unit toward the attacker and fire. The probes will work anywhere on the target, but it's best to aim for the largest area—the torso. In the event that the probes totally miss the target, you can use Air Taser just like a normal stun gun!

Criminal-proof. Air Taser, Inc. has instituted an Anti-Felon Identification system through which criminal use of Air Taser can be traced. Tiny pieces of film (AFIDs) with the unit's registration number are expelled when the unit is fired, leaving evidence at the scene of the crime to identify the user. No other self-defense device in the world can say the same. Plus, Air Taser cannot be modified to become lethal without destroying the device.



Air Taser comes with an instructional video, practice target, two air cartridges, a carrying strap, a 9V battery and a high-impact molded carrying case.

Try it risk-free. Air Taser is backed by our exclusive risk-free home trial. If you're not satisfied, return it within 90 days for a full refund, "No Questions Asked." It also comes with a lifetime manufacturer's warranty. Most orders are processed within 72 hours and shipped UPS. (You must be 18 years or older to order.)

Air Taser™ \$249 \$19 S&H
Replacement cartridges (two-pack) . . . \$49 \$4 S&H
 Please mention promotional code 1041-PL-6633.

For fastest service, call toll-free 24 hours a day

800-992-2966



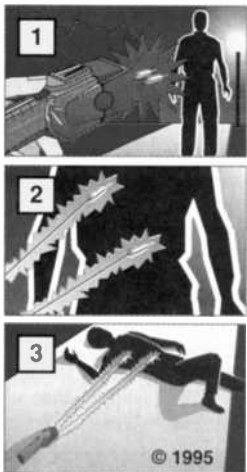
To order by mail, send check or money order for the total amount including S&H (VA residents add 4.5% sales tax). To charge it, enclose account number and exp. date.

COMTRAD INDUSTRIES

2820 Waterford Lake Drive, Suite 106
 Midlothian, Virginia 23113

THE MOST EFFECTIVE SELF-DEFENSE DEVICE AVAILABLE

HOW IT WORKS



1 When you fire your Air Taser, compressed air projects the two probes up to 15 feet.

2 Upon contact with the target, an electrical signal is transmitted throughout the region where the probes make contact.

3 This signal is automatically timed, each cycle lasting about 30 seconds. This enables you to drop the unit and flee while your attacker remains disabled.

We all want to protect ourselves from crime, but most self-defense devices pose a serious dilemma. Stun guns and chemical sprays only work within close proximity to an attacker. Handguns work from a safe distance, but the thought of wounding or even killing someone doesn't appeal to most of us. Air Taser is the perfect solution—it disables an attacker from 15 feet away without causing any serious or permanent injury.



EFFECTIVE TARGET AREAS

Unlike other methods, Air Taser's probes will disable an attacker no matter where they hit.

GIZMO[®]

A CHRONICLE OF CONSUMER ELECTRONICS

Staying Connected

PIC-1000 MAGIC LINK PERSONAL COMMUNICATOR. From: Sony Corporation, One Sony Drive, Park Ridge, NJ 07656. Tel. 201-930-1000. Price: \$995.

E-mail has become increasingly more important as a way to communicate. It seems that not having e-mail access is becoming equivalent to trying to run a business without a telephone. E-mail has become especially important for mobile professionals who need to be able receive messages reliably when traveling out of town.

The *Sony Magic Link PIC-1000 Personal Intelligent Communicator* provides a way to stay in touch wherever you go. Unlike other personal digital assistants or PDAs—which often seem to be solutions in search of problems—the Magic Link has a single primary purpose: sending and receiving messages. However, it can also do many of the things that other PDAs can do, because it contains built-in address-book, notebook, appointment-book, spreadsheet, and game applications.

The Magic Link is based on General Magic Inc.'s Magic Cap operating system, an object-oriented, multitasking communications platform. The messaging functions of the Magic Link are built around AT&T's PersonalLink service, which allows users to exchange e-mail with all public services, including MCI Mail and the Internet. Messages can be sent with voice-annotation and electronic ink, but only to other devices that support Magic Cap. The Magic Link can also send messages to any fax machine via its 2400/9600 bps fax/modem.

The Magic Link weighs about 1.2 pounds and is powered by 6 "AAA" batteries or an optional (\$70) Sony 7.2-volt lithium-ion rechargeable battery pack. The Magic Link, too large for a coat-



pocket, measures about $7\frac{1}{2} \times 5\frac{1}{4} \times 1$ inch. Its front panel is dominated by a large ($4\frac{3}{4} \times 3\frac{1}{4}$ inch) touch-sensitive liquid-crystal display. By the top corners are two OPTION-WC buttons. Three small holes by the bottom left indicate where the microphone is, and the speaker is on the right side of the display.

Virtually all user input is accomplished by tapping and writing on the LCD with a plastic stylus. (There is nothing special about the stylus—anything that won't scratch the screen can be used as well, including your finger.) We rarely used the OPTION buttons, which provide shortcuts to some features. Their operation wasn't intuitive, so we preferred the standard input method.

The Magic Link doesn't use traditional menus. Instead, its functions are accessed through a "geography" of rooms along a hallway or buildings on a street. The "main menu," so to speak, is a desktop.

The desktop contains a telephone, Rolodex, postcard, notebook, calculator, and appointment book. On the wall on the

far side of the desk is a clock, and an in box and out box for messages. A file cabinet is in front of the wall. Two desk drawers hold stationery and accessories.

On the bottom of the screen are seven "buttons" that are always accessible even as you move through the hallway or the street "downtown." First is a desk icon that always gets you back to the desktop. There's also a rubber stamp that lets you put canned graphic images on your communications with other Magic Cap devices. A genie's lamp calls up a menu of commands that provide quick access to some of the communicator's functions. A tote bag provides a temporary storage location for virtually anything you are working on. A tool holder contains pencils, markers, shapes, erasers, and more. A keyboard calls up an on-screen QWERTY keyboard for text input. A garbage truck provides a place to drag and drop items and files you wish to discard.

From the desk, you can move to the hallway by tapping the pointing-hand icon at the top right corner of the screen. The



A number of accessories are available for the Magic Link personal communicator. Pictured here, counter clockwise from top left are a lithium-ion battery, telephone headset, data-entry keyboard, memory card, and pager card.

pointing hand always points to someplace you're likely to want to go. For example, if you are at the desk, it points to the hallway. If you are in the hallway, it points to downtown. If you are downtown, it points back to the hallway.

The hallway has doors leading to other rooms. One door gets you back to the desk. Another gets you to the library, where you can read a number of "books" by tapping on their icons. A storeroom lets you look at a file directory. Applications and data appear as boxes on shelves. A gameroom lets you play solitaire and MindBender, a pattern-guessing game.

Downtown consists of a main street occupied by several buildings. First is your home. Tap on your home, and you enter the hallway. Other buildings include the AT&T PersonaLink Center and America Online. Although that hardly seems like a very well-populated downtown, the area will expand as new services are offered.

The Magic Cap environment on which the Magic Link is based sports Telescript technology, a communications language or standard that provides "intelligent assistants" or "agents" for users. Those agents are launched into the world of electronics services and screen, route, and deliver electronic correspondence. As new applications are added, they are expected to be able to shop for goods and services and seek out time-critical information. They are basically mobile software programs that go places and carry out their

owner's instructions. They are programmed with contingency plans.

Let's say, for example, that you are preparing for an upcoming trip to Chicago. You could commission an agent to negotiate with airlines for ideal flights and seats or hotels for a good rate and convenient location, and even make dinner reservations at area restaurants and rent a car.

After you've booked the trip, your agent could stay in the network and monitor your flight. You could be notified if it has been delayed.

Of course, all of that is dependent on your agent having other agents to negotiate with. As of now, there are precious few companies who are making themselves available on the Magic Cap platform. During our review of the Magic Link, Downtown seemed more like a ghost town. Several companies, however, plan to open up downtown "stores," including the 800-FLOWERS floral gift service, the Computer Express computer catalog service, and Everything Magic, a software and novelty gift shop from eShop. However, the AT&T Market Square Services on which the electronic shops are to be based is apparently well behind schedule.

The one place that we were able to get a feel of just how intelligent agents can work is with the Communicator's main purpose, sending and receiving electronic messages. The AT&T PersonaLink Services mailbox can be personalized with a series of rules. For example, we could forward a copy of all messages to a pager, to another user, or another address. Or we could ignore messages from people we didn't want to hear from.

The Magic Link is an ideal way to stay in touch while you're on the road. An alphanumeric pager PCMCIA card (\$250)—

along with an appropriate paging subscription—lets you receive messages even if you can't get access to a telephone line. Although the Magic Cap platform shows great promise, the lack of available services makes it difficult to judge fairly. We have no way of knowing whether intelligent agents will live up to their potential.

We found the screen difficult to read because of its low contrast and excessive glare. Sony apparently chose to forego a back light, which would help the screen's readability, because it would decrease the battery life from the currently too short 5 hours when active or 13 hours when idle. (The rechargeable battery pack allows about 10 hours of active battery use.)

Although the Magic Link is a stand-alone product, it could certainly benefit from being linked to a PC. Unfortunately, the PC interface is an optional accessory available from IntelliLink Corp. We think that such an essential item should have been included as part of the package. Because we had no way to link the Magic Link to our PC, we were unable to test add-on software packages, such as Palm Computing's excellent Graffiti handwriting recognition software. We also had no way to conveniently move name- and address-book data stored on our PC to the Magic Link.

Other accessories that are available for the Magic Link include a telephone headset (\$80) that allows the unit to function as a standard telephone, a full-size keyboard (\$130) for lengthy data entry, and a one-megabyte static-RAM memory card to expand the device's internal one-megabyte memory (\$220).

Although the Magic Link is a real, complete product, it's not for us—yet. We believe that many mobile professionals will fully appreciate its communications power and its relatively small size. However, until its support of Telescript becomes less limited—which will happen only when more services open Downtown—and until its modem speed catches up with that of PCs, we'll find other ways to get our e-mail both at home and on the road. ■

You Can Take It With You

**INNOVA BOOK 200LS NOTEBOOK
COMPUTER MODEL IB100/520LS.**
Manufactured by: Canon Computer Systems, 2995 Redhill Avenue, Costa Mesa, CA 92626. Tel. 714-438-3000. Price: \$3633 (suggested), \$3199 (estimated street).

Portable computers have come a long way from the days when they were the size

of large suitcases and were more properly called "transportable" computers. Nevertheless, cramming the full functionality and power of a desktop PC into an easily toteable notebook-sized package cannot be done without some compromise. However, the new *Canon Innova Book 200LS Model IB100/520LS* makes those compromises hard to find.

One of the most striking features of the notebook is its 11.3-inch dual-scan color display—that's over 40 percent larger than a standard (9½-inch) display. The 200LS features one megabyte of video RAM and 32-bit accelerated local-bus video. The LCD can deliver a resolution of 640×480. Although higher resolution display modes can be selected—up to 1024×768×256 colors—the entire image cannot be displayed at one time on the LCD. Instead, a virtual desktop pans and scrolls to display the image.

The resolutions above 640×480 are primarily intended for display on an external monitor. Using an external monitor is a simple matter of clicking on the CRT button on the display-driver control panel, a provided Windows application. Alternatively, you can choose to display an image on both the LCD and CRT simultaneously. A hot-key combination, can also be used to switch between modes. Other hot-key combinations can be used to access other display features, including the screen's contrast and brightness.

Users of the Innova Book don't have to sacrifice power for portability. The computer is built around an Intel 100-MHz 486DX4 microprocessor, and is supplied with eight megabytes of main memory. (It can be expanded up to 32 megabytes with plug-in modules.)

The Innova Book 200LS is equipped with full audio capabilities. Stereo speakers are located on the base of the unit, on

the top corners directly under the LCD. A microphone is built into the top center of the unit, also directly below the LCD. The 16-bit sound system is SoundBlaster compatible.

The Innova Book 200LS is ready to use out of the box, coming with Windows 3.11 and MS-DOS 6.22 pre-loaded on the hard drive. Distribution diskettes are not included with the system, but a provided utility allows you to create a backup set of installation diskettes. A full backup of all supplied software requires 23 diskettes.

Along with Windows and MS-DOS, the Innova Book is loaded with software utilities that are required to use the system to its full capability. They include display-driver software from Chips (V3.11), ESS audio application (V3.0), PhoenixCard Manager Plus (V3.1), and Logitech Trackpoint Mouse Drivers (V6.24).

The other software pre-loaded on the system is specifically targeted toward mobile professionals. Take, for example, *City Streets for Windows V3.0*. The version shipped with the Innova Book is supplied with limited sample city maps of downtown Washington D.C., midtown Manhattan, and downtown San Francisco. Complete map databases are available for \$29.95 each (plus \$8 shipping and handling), with prices declining for multiple-city orders.

CompuServe Information Manager V1.3, which provides access to the subscription CompuServe information service, is also provided for mobile users who want to stay in touch via e-mail and the Internet.

Borland's *SideKick for Windows* provides a number of helpful tools for keeping information on contacts, to-do lists, appointment calendars, and free-form notes. It includes utilities to import and export cardfiles in a number of different formats

including dBase, Paradox, Data-Interchange Format (DIF), Microsoft Cardfile, tab-delimited, and comma-delimited. Fortunately, the software is easy to use and has a good help file—manuals are not supplied.

OAG FlightDesk is a travel-information and -planning tool that lets you search airline schedules for more than 650,000 direct and connecting flights. Subscriptions for monthly updates are available. One free update is offered with the installed software. Frequent business travelers will find the travel information provided by FlightDesk to be priceless. Prices for twelve monthly updates are \$107 for the Worldwide edition, or \$77 for the North American edition. (Normal prices are \$248 and \$198, respectively.)

Several manuals are supplied with the Innova Book: concise Windows and DOS guides, a Canon user's guide, and a User's manual for the PhoenixCARD Manager Plus.

The PhoenixCARD Manager Plus (PCM Plus) software allows the use of a wide range of PC cards that conform to the PCMCIA (Personal Computer Memory Card International Association) standards. The notebook has two PC card slots on its left side. Two Type 2 cards or one Type 3 card can be inserted at a time. (Type 2 cards, 5.5-mm thick, are the thinner of the two. Memory cards, modems, and network adapters are typically found as Type 2 cards. The thicker Type 3 cards are typically PC-card hard-disk drives.)

The Innova Book comes with Card and Socket Services pre-installed. Card Services is a layer of software drivers that allocate and manage system resources for the card. Socket Services is PC Card BIOS (Basic Input/Output System) software that provides a standard interface for manipulating PC Cards, sockets, and adapters. Socket Services hides the hardware specifics from card drivers and applications in much the same way as a computer system's BIOS does.


The PCM Plus software makes it relatively easy for even novices to install and configure a wide variety of cards. It also allows sophisticated users to access advanced features.

The software provided with the notebook is a sensible mix—there is nothing gimmicky about it, perhaps with the exception of *City Streets*, which is supplied as such a limited package that it ends up as nothing more than an advertisement for the software. However, there are a couple of things that we wish Canon had supplied. First, we would have preferred to see Windows for Workgroups—it would make it easier to integrate the computer into a network when returning to the office from a road trip.

Short of that, we would like to have seen



CIRCLE 59 ON FREE INFORMATION CARD



It's easy to upgrade the Innova Book's hard drive. The removable unit can be pulled out and replaced in a snap!

a better utility for transferring files between the laptop and a desktop computer. Of course, the InterLink file-transfer utility is built into MS-DOS versions 6.0 and higher. Although the manual contains good instructions on how to use it, it's still a clunky way to link two computers together.

The computer sports a small, one-line LCD below the main display that contains icons that serve as caps-lock, Numeric-lock, and scroll-lock; hard-disk access, floppy-disk access, PC-Card access, connection to a DC power supply, charging status, suspend-mode status, and battery status.

The computer is supplied with a NiMH (nickel metal hydride) battery pack. The operating life of the battery is about two hours between recharges, depending, of course, on the kinds of activity that your software performs, and whether you take care to use power-conservation features. Frequent disk access, as you might very well expect, lessens the life span of the battery considerably.

The Innova Book conforms to the EPA's Energy Star guidelines for Green PCs, meaning that the computer can be set to enter a energy-saving "sleep" mode after periods of inactivity. Settings are made through the Phoenix SETUP program, which can be accessed during the unit's boot-up procedure.

The system has four potential energy states: full power, doze, sleep, and suspend. In the system doze mode, the CPU speed changes to a minimum value after a period of inactivity. The feature can be disabled or set to engage after 4, 8, or 16 seconds. A key-press or mouse movement brings the speed up to high virtually instantly.

In the system-sleep mode, more power is saved as the LCD is blanked. The system

can enter the sleep mode after the computer has been in its doze mode for 1, 2, 4, 6, 8, 12, or 16 minutes. The feature can also be disabled if the user wishes. Finally, the system offers a suspend mode. The suspend mode does not depend on the sleep or doze modes; even if those two modes are disabled, the suspend mode can still be activated.

In the suspend mode, the system is virtually turned off. It saves the current contents of memory either to RAM or the disk so that when the system is reactivated, it returns you to where you were when it powered down.

If you choose to save to disk, the contents are stored to a separate partition on the hard disk, and the system powers down, providing power only for the CMOS RAM and real-time clock. (The system comes with a 21-megabyte partition configured on the drive for storing the memory contents.) If you choose to save to memory, the memory contents are stored in the system's static RAM. That RAM must also be powered in the suspend mode if the save-to-RAM option is selected, so it is not as efficient in prolonging battery life as the save-to-disk mode.

The power settings can also be used to

turn off the hard disk after periods of inactivity of 1, 2, 5, 10, or 15 minutes. The setup program also allows settings for port addresses and interrupts, memory cache setup, and other typical BIOS settings.

The keyboard is comfortable to use, thanks in part to an extended platform on which you can rest your wrists as you type. The platform extends about 3/4 inches below the space bar. Two "mouse" selection buttons are located on the platform below the spacebar.

The "mouse" is actually a pressure-sensitive pointing device that protrudes like a small pencil eraser at the intersection of the G, H, and B keys. The pointing device is, we think, the most practical for a notebook computer. However, it was, at the same time, the source of the biggest complaints from us.


Our sample unit suffered from a manufacturing defect that could make the pointing device virtually unusable. The mouse cursor would not always stay still when the pressure was removed from the pointing device—instead it would drift slowly down the screen. It made it very difficult to use—especially when it began to move faster. It was virtually impossible to double-click on an icon without dragging it along with the cursor.

It became evident to us that the problem with the mouse was heat-sensitive. On initial power-up, it would work fine. It would then begin to drift slowly, getting worse the longer we used the notebook.

We then hit on the idea of setting the power-saving features to their maximums. That reduced the amount of heat that the computer's circuitry generated, and kept the pointer steady as a rock. At other times, we disabled the pointer from the BIOS setup and plugged in an external mouse.

A PS/2 mouse/keyboard connector is provided on the rear panel behind a hinged fold-down door. All of the other connectors that you'd expect to find on a fully configured desktop computer are there, too: serial port, parallel port, VGA port, microphone-in jack, and stereo audio-out jacks. There's also a "port replicator

(Continued on page 18)



The rear panel of the notebook offers, behind a fold-down door, all of the I/O ports that you'd expect to find in a desktop.



How ultrasonic power can safely deter unwelcome animals from your yard...

Yard Gard creates a wall of silent noise that drives away annoying dogs, cats and many wild animals without harming them.

by Charles Anton

Be honest. Even if you're an animal lover, you don't want strange animals in your yard.

You know what I'm talking about... dogs that dig holes and foul your lawn, cats that trample your flowers and sleep on your car. If you live in a rural area, you've probably had trouble with uninvited visitors like raccoons, possums, rabbits, or armadillos.

Until now, there weren't many options. After all, you wouldn't want to harm a stray animal, and your animal control agency may take days to respond, if they ever do.

High-tech solution. Fortunately, modern technology has provided an answer: the new Yard Gard. It uses high frequency sound waves to force unwanted animals to leave the area.

Yard Gard eliminates the need for repellents, trapping or physical attacks. Pests learn to avoid the areas Yard Gard protects.

Cruelty-free pest control that works...

In the past, people relied on poisons or violent means to get rid of unwanted animal pests. Recent environmental awareness has increased the demand for clean, non-lethal methods of pest control. Safe and humane, Yard Gard is the modern solution for pest control.

Humane. Yard Gard causes no harm to animals. By creating a wall of high frequency sound, it forces them to leave the area and create new habitual routes. While the sound is very annoying to animals, it is virtually unobtrusive to people.

Nature friendly. Poisons and pesticides can pollute soil and water sources. Yard Gard deters pests with sound so it causes no damage to the environment.

Non-toxic. Chemicals used to eliminate pests can be dangerous to humans or neighborhood pets. Yard Gard poses no health risk when used as directed.

Ultrasonic Power. Yard Gard's electronic ultrasonic generator broadcasts powerful "silent noise" that repels four-legged yard pests, yet is generally unobtrusive to people. Tones are harmless but animals find the sounds so unpleasant that they flee.

Why it works. Small animals depend on their acute hearing for survival. They can hear in the 18 to 25.5 kilohertz range which is beyond the range of most humans. When critical hearing frequencies are disrupted by strong pulses, animals feel threatened and leave the noisy area. Yard Gard takes advantage of this fact to protect your yard from pests.

Break their habits. Animals are creatures of habit. They establish a territory and generally follow the same travel routes. Yard Gard forces animals to change their patterns and establish new ones. They soon modify their habitual routes to avoid Yard Gard zones.



Just plug it in. Are animals turning your yard into a zoo?

Yard Gard's transformer plugs into any standard household outlet. Electricity consumption is very low and costs only about 25¢ a month to operate.

Yard Gard is designed for outdoor operation in all types of weather. You can use your Yard Gard all year.

Mount your Yard Gard on a wall, post, or fence or place it on a flat surface. Yard Gard is essentially maintenance-free and requires only a minimum of care.

Three settings. Yard Gard has three frequency settings. At its lowest frequency setting, one Yard Gard covers an oval area of approximately 4,000 square feet the size of an average city lot. Additional units can be added to especially large yards.

Keep the birds.

Do you love to watch and feed birds in your yard? If you have problems with cats chasing birds away or killing them, Yard Gard is the answer. Birds are not affected by the high frequency sound waves. They can't hear it, but cats can't stand it.

Risk-free offer. For a limited time, you can get the new Yard Gard at the introductory price of just \$99. Call today to take advantage of this special factory direct pricing. All Contrad products are backed by our "No Questions Asked" money-back guarantee. If you're not satisfied with the Yard Gard, simply return it within 30 days for a full refund. Yard Gard is also backed by a two year manufacturers warranty.

Yard Gard.....\$99 \$12 S&H
Please mention promotional code 502-PL-6634.

For fastest service call toll-free 24 hours a day

800-992-2966



To order by mail, send check or money order for the total amount including S&H (VA residents add 4.5% sales tax.) Or charge it to your credit card, enclose your account number and expiration date

CONTRAD INDUSTRIES

2820 Waterford Lake Drive Suite 106
Midlothian, Virginia 23113



Do dogs like your yard better than their own?



Are rabbits eating as much from your garden as you are?



Do you have problems with unusual animals?



Do neighborhood cats think your garden is a litter box?



CIRCLE 60 ON FREE INFORMATION CARD

Library Cards

BOOKMAN ELECTRONIC BOOKS AND CARTRIDGES. From Franklin Electronic Publishers, One Franklin Plaza, Burlington, NJ 08016-4907; Tel. 609-386-2500. Prices: Base units: \$59.95 to \$149.95; cartridges, \$9.95 to \$89.95.

We are avid bibliophiles. We enjoy buying books, holding them, reading them, and having them on hand, ready to answer any questions that might arise. If we need to know when to prune a rose bush, how to cook a turkey, what type of bird is nesting in the maple tree, who won the 1972 World Series, what states we'd drive through if we were going to visit friends in Michigan, whether to put a hot or cold compress on a sprain, how to fix a leaky faucet—we pull out the appropriate volume.

It goes without saying that our bookshelves are filled to overflowing. In fact, our book collection takes up far more room than we can spare.

But we can't say that about the last four books that we've collected—a cookbook, two health references, and a dictionary/thesaurus. All four fit in a shirt pocket at the same time, with room to spare.

They are all part of *Franklin Electronics' Bookman* line of electronic books. "Bookman™" is a platform that consists of base units and compatible book cartridges. Every Bookman base unit comes with one book built in. A slot on the back

allows other Bookman cartridges to be inserted. Each tiny cartridge—they measure approximately 2¼ × 1½ × ½ inch—contains the complete text of a book. Instead of buying separate units, you can add a book to your Bookman library by simply adding a cartridge.

Bookman base units are available in three models: pocket, desktop, and speaking desktop. The pocket-sized unit measures 4¾ × 3½ × ½ inch, weighs less than four ounces, and has a protective flip-down lid. The desktop-style unit is just slightly larger (5½ × 4 × 1 inch), and has a raised display angled for easy viewing. The speaking version adds a small speaker. Prices for the Bookman base units range from \$59.95 to \$149.95, depending on the style and which book is built in.

Each Bookman base unit features an LCD readout, QWERTY-style keypad, and assorted function keys arranged virtually identically to those found on any other Bookman product. The only visible hardware difference is the labeling of the four color-coded keys found directly above the alphabet keys. Those take on different functions each time a new cartridge is inserted.

Several titles are currently available on separate Bookman cartridges. So, if you buy a Bookman base unit equipped with the *Total Baseball Encyclopedia*, you can simply plug in *Betty Crocker's Cookbook* when the game's over and it's time to cook dinner. Franklin expects to publish more than 100 Bookman titles by this time next year, ranging in price from \$9.95 to \$89.95.

We examined the *Pocket Dictionary & Thesaurus* base unit, along with a sampling of cartridges: *Betty Crocker's Cookbook*, *Parent's Emergency Medical Guide*, and *Diet & Nutrition Guide*.

A POCKETFUL OF WORDS

The *Pocket Dictionary & Thesaurus (MWD-440, \$59.95)*, which contains more than 83,000 dictionary entries and 41,000 thesaurus entries with 496,000 synonyms, fits the standard Bookman format. Its red, green, yellow, and blue keys are labeled THES, CONF, GAMES, and LIST, respectively. They are used to access the

thesaurus, display "confusables" (words that are often confused with others), select a game to play, and show the User List menu.

The MWD-440 offers a major advantage over paper dictionaries in that you don't have to know how to spell a word in order to look it up. For instance, keying in "numonia" will result in a correction list topped by the word we sought: pneumonia. The list also contained several other possible words that we might have meant with our misspelled one: nominee, gnomon, numbing, gnomonic, and mnemonic.

That brings us to the second advantage of an electronic dictionary: the ability to easily look up the meaning of any word that appears on its screen. We already knew the definition of pneumonia; gnomon, however, had us baffled. So we selected that word from the list by highlighting it and pressing the ENTER button, and learned that a gnomon is a pointer on a sundial. (We couldn't, however, come up with an example of how "gnomonic" would be used in a sentence.) It's possible to look up any word that appears on the screen in the same manner, and you can look up a word that appears in some of the other Bookman cartridges, if that book allows such cross-referencing (some do not).

The *Pocket Dictionary & Thesaurus* lets you know when the word you've looked up has synonyms listed in the thesaurus by flashing "thes" in the upper-right corner of the screen when the definition first appears. A press of the THES key reveals the synonyms for various definitions of the word. For instance, it provided lists of synonyms for 11 different definitions of the word "bear"—none of them relating to the animal. (A small sampling: synonyms for "to put up with something trying or difficult" included abide, brook, endure, lump, stand, and stomach; for "to produce offspring," it suggested procreate, beget, breed, and generate.)

When we looked up the definition of the word bear, "conf" also flashed on the screen, letting us know that the word can be confused with other words that sound and/or are spelled the same. In this case, we found that there were two "confusables" for the noun "bear" (the animal): the verb "bear," meaning to carry, and the adjective "bare," meaning naked.

In another example, the word "bow" (pronounced "bou") had several definitions, including to submit, to bend the head or body, and the front of a ship. Its confusables were "bow" (curve), "beau" (boyfriend), or "bough" (branch).

Unfortunately, the electronic dictionary does not offer pronunciation keys for the words it defines, and that can be more confusing than the confusables. Among



Cartridges slip into a slot on the back of the Bookman unit.



the definitions that the Pocket Dictionary offered for "bow" were "weapon for shooting arrows," "knot with loops," and "rod with stretched horsechairs for playing a stringed instrument." Our trusty pocket *Random House Dictionary* lists all of those definitions separately, under the pronunciation "bo." So we would expect those definitions—as well as "the front of a ship"—to be listed as confusables that are spelled the same but pronounced differently and have different definitions. Perhaps the confusion would be cleared up if we had the speaking version.

The MWD-440 has a few more tricks that are beyond the scope of printed dictionaries. It allows you to find all of the definitions in which a specific word appears. The word "bear" showed up in the definitions of 13 other words, including afford, attest, bruin, fructify, reproduce, sterile, stomach, and yield. It also allows you to "fill in the blanks." You can find missing letters in words by typing in question marks to replace the unknown letters. The Bookman comes up with a "MatchMaker List" of all the possible words, which comes in handy if you're a crossword fan. You can highlight any word in the list and hit ENTER to see if its definition matches the crossword clue. Word games enthusiasts will also appreciate the unit's built-in games: Hangman, Anagrams, and Word Train. Finally, you can create a user list of up to 40 words, even adding words that don't appear in the dictionary. You might use that list as an aid in learning a new word each day, for instance.

The Pocket Dictionary & Thesaurus clearly demonstrates the virtues of elec-

tronic books. It allows you quick, easy access to word definitions and synonyms. It also lets you play around with words, perhaps learning as you do so. And because you're not likely to spend time actually reading the dictionary or thesaurus, or typing in long strings of text, the small screen and tiny keypad are not significant drawbacks.

REDUCED-SIZE DIET & NUTRITION GUIDE

The Diet & Nutrition Guide cartridge (*SLM-2013*, \$44.95), provides nutritional data for a wide variety of foods, including generic, brand-name, and even restaurant foods. You can place the data for the foods you eat into a personal list that allows you to see the nutritional values of your daily diet. The cartridge also provides nutritional advice and a section on kitchen tips intended to help you eat more healthily.

Once the cartridge is inserted in the slot on the back of the Bookman and the CARD key is pressed, the Diet & Nutrition Guide's logo appears on screen next to the dictionary's logo. Highlighting "Diet & Nutrition" and pressing ENTER takes you into the book. Before actually using the book, you can watch a quick demonstration to see its capabilities, or you can scroll through a textual tutorial that explains the functions of various keys and commands.

With the Diet & Nutrition Guide inserted, the Bookman's four color-coded function keys take on new roles. For quick reference, however, the cartridge itself is adorned with icons representing the four keys and their application-specific labels: FOOD, BRAND, TEXT, and LIST.

The red FOOD key is used to access the list of generic foods, which ranges alphabetically from "abalone, raw" to "zucchini." You can scroll through the list, or you can type in the food you're looking for. There's no need to type in the entire word; the Bookman hones in on the word you want as you type in each letter.


When you find the item you want, pressing the ENTER key will bring up either its nutritional data or a list of more specific options. For instance, there are six choices listed under yogurt: coffee lowfat, fruit lowfat, plain, plain lowfat, plain no fat, and vanilla lowfat. By selecting plain lowfat, you can learn that an 8-ounce serving has 144 calories, 4 grams of fat, 2 grams of saturated fat, 36 calories from fat, 16 grams of carbohydrates, 14 milligrams of cholesterol, 12 grams of protein, and 159 milligrams of sodium; the sugar content has not been calculated.

The generic menu is quite extensive, including all your basic pantry items (flour, butter, sugar, eggs, and the like), and virtually every fruit and vegetable known to mankind. It even offers a wide selection of ethnic foodstuffs, including Indian kebabs, tostadas, matzo, egg-roll wrappers, and risotto. We were able to stump it on a few items, however, including basil. The rest of the ingredients for pesto sauce were listed however, including pine nuts.

Actually, the Diet & Nutrition Guide stumped us much more frequently. We consider ourselves quite knowledgeable when it comes to food, but we've never heard of acerola, akee, or amaranth—and that's just the "A's"! Unfortunately, the Diet & Nutrition Guide is not one of the cartridges that interacts with others, so we were unable to look those words up without exiting the book to use the dictionary.

We were curious enough to do so, but only one of the three appeared in the dictionary: Amaranth is an "imaginary flower that never fades," or an "herb with colorful flowers." We're not sure why that would be included and the ever-popular basil (and the very trendy cilantro) omitted. And we still don't know what akee or acerola are—they weren't in our printed dictionary either.

The green BRAND key is used to find the nutritional values of brand-name and chain restaurant foods, from All-Bran, Kellogg's, to Zings (another item we weren't familiar with). It allows you to compare different brand names of the same food type before you get to the supermarket. And it lets you know just what you're getting when you order a Big Mac, large fries, and a low-fat chocolate shake (1220 calories, 231 from fat; 49 grams of fat; 24 grams of protein; 154 grams of carbohydrates; and 1330 milligrams of sodium) at McDonald's.



If you are content to be consuming a steady diet of fast food, you probably won't be using the Nutrition Guide anyway. But if you find yourself eating at burger joints more often than you'd like due to circumstances beyond your control—because it's a quick, cheap meal that you can squeeze in between errands on your lunch break, or because the kids are clamoring for a Happy Meal with toys and it's easier to give in than to fight with them while cooking, serving, and cleaning up after a real dinner—the Diet & Nutrition Guide can help you make healthier choices while you're there.

It also allows you to keep track of the nutritional content of everything you eat on a day-to-day basis. While the data for any food from either the generic or the brand-name list is displayed, pressing the ENTER key will bring up the question "Add to today? (Y/N)." If you opt to do so, it then asks if you need to adjust the portion size. By inputting everything you eat each day, you can see the precise breakdown of the calories, fat grams, etc. that you've ingested.

The blue function key, labeled LIST, can be used to access your personal list to view today's total, or to start calculating another day's nutritional intake. You can also have the device calculate your weekly average.

The yellow function key, labeled TEXT, provides some interesting reading material. It includes recommendations concerning healthy eating, cholesterol levels, and high blood pressure. Explanations of each of the nutritional categories—calories, protein, fat, etc.—provide a look at how much is needed in the daily diet, what the substance does to help you, and how it can hurt you. Kitchen tips for healthier eating include common-sense ways to lower fat, cholesterol, and sodium (remove the skin from poultry, use milk instead of cream, broil instead of frying, limit the amount of meat you eat, limit the use of prepared foods, eat fresh fruit and vegetables ...). Finally, the guide provides an-

swers to the 20 most commonly asked nutritional questions: Are sugar substitutes safe? Which is better, butter or margarine? Is caffeine dangerous?

While it's nice to have such information on hand, you won't want to spend much time reading it on the Bookman's small screen. Once you've scanned through the text and reached a clearer understanding of what you should be eating—and not eating—the Diet & Nutrition Guide does provide a convenient way to track your food intake, and, perhaps, begin eating in a more healthy manner.

COOKING WITH BETTY

If, horrified at the nutritional content of fast foods, you find yourself inspired to start doing some home cooking, the next Bookman cartridge to plug in is Betty Crocker's Cookbook (BCC-2007, \$89.95). The 40th anniversary edition of the classic American cookbook has been updated for the 90s, with an emphasis on quick, healthy cooking using less fat, sugar, and sodium and more fresh ingredients.

The cookbook presents a combination of favorite recipes from past editions (denoted by an on-screen symbol supposed to resemble a sheaf of wheat), "fix-it-fast" recipes that take less than 30 minutes to prepare (a clock icon appears on screen), and trendy ethnic-influenced dishes. There are four recipes for good ol' meatloaf, but you can also learn how to prepare beef with chipotle sauce, or bok choy with tofu.

As with the other Bookman cartridges, this one provides an on-screen demo and tutorial to help familiarize new users with its contents and how to access them. In case you get "lost," help is available at virtually every screen, with a press of the HELP key.

There are a few different ways to find recipes in Betty Crocker's Cookbook. You can search by typing in the name of the recipe, if you know it. If you don't know

the precise name, typing in part of it will call up a list of "matches"—recipe names in which that word appears. And if you misspell the word, the cartridge will call up a list of possible corrections.

By selecting Index from the menu screen, you can begin a search by typing in the first few letters of the recipe name. The Cookbook locates its matches for you. The same method can be used to initiate a search by ingredient or recipe categories.

You can also select "Recipe Category" from the Contents menu to scroll through an extensive list that includes meats, breads, appetizers, beverages, shellfish, pasta, legumes, soups, and sandwiches, to name a few. Within each of those categories, you'll find not only recipes, but extensive information relevant to the subject.

Under Vegetables, for instance, there's an introduction extolling the virtues of eating your vegetables, a look at vegetable basics that explains the proper "doneness" of various types, and some suggested vegetable accompaniments—flavored butters, sauces, and crumb toppings. For each individual vegetable, there's an in-depth explanation of how to select it at the supermarket and various basic cooking techniques. (You'll never be intimidated by artichokes or spaghetti squash again.) The recipes for each vegetable type are listed following its introduction.

Finally, you can search for recipes by ingredients, using the yellow function key marked INGR. Say, for instance, that on Sunday morning you had eggs, bacon, and potatoes on hand, but didn't feel like having the usual eggs over easy with hash browns and a side of bacon. You might want to whip up Betty's Breakfast Potato Casserole for brunch instead.


In this case, you could put your fresh potatoes back into the pantry. The recipe calls for a package of hash-brown potato mix instead. Despite the cookbook's claim to use more fresh ingredients and less fat, sugar, and sodium "wherever possible," many recipes—too many for our tastes—call for pre-packaged ingredients and ingredients that could easily be replaced by reduced-fat equivalents.

The Breakfast Potato Casserole contained 19 grams of fat per serving, which isn't bad. But we would probably have substituted reduced-fat cheddar, 2% milk, and three whole eggs and four egg whites for the cheddar, milk, and five whole eggs called for in the recipe. And we would have shredded the fresh potato we had on hand instead of using a packaged mix.

On the plus side, every recipe is accompanied by complete nutritional information—more complete, in fact, than the data offered in the Nutrition & Health Guide cartridge. Besides providing the total calories, fat, protein, carbohydrates, cholesterol, and sodium per serving, the

cartridge lets you know the percentage of the recommended daily allowance of protein, vitamins A and C, thiamine, riboflavin, niacin, calcium, and iron. The green function key, labeled NUTR, can be used from within any recipe to access its nutritional data.

If you are seriously interested in reducing the fat in a recipe, you can find some pointers on how to do so in the "Reducing Fat in Your Diet" chapter located under "Special Helps" in the Contents menu. In it, you'll find basic tips (choose lean cuts of meat and trim all visible fat; use non-stick cookware), as well as suggestions on how to reduce or substitute for fats within recipes.



The Special Helps section contains a wealth of basic information about cooking and related topics. It offers advice on grilling, microwaving, and cooking in high-altitudes; table-setting and entertaining; yields and equivalents (if your recipe calls for 1 cup of chopped apple, you'll need approximately one medium apple); nutrition basics; emergency substitutions (for 1 ounce of unsweetened chocolate, use 3 tablespoons unsweetened cocoa powder and 1 tablespoon vegetable shortening); herbs and spices; and canning.

Also found in the Contents menu is "Cooking with Confidence." It covers the fundamentals, including kitchen setup and equipment, measurements, a glossary of food terms, and the basics of food preparation (how to separate an egg, melt chocolate, peel a tomato).

More advice is available within many of the recipes themselves. If an XREF or FOOT symbol appears within the text of a recipe, that means that more information pertaining to that recipe is available elsewhere. By highlighting the symbol and pressing ENTER, you can view the cross-reference or footnote. Pressing BACK returns you to the recipe.

If you have your own tips that you'd like to jot down "in the margin," you can press

the blue LIST key to add a note to a recipe. Depending upon the length of each, approximately eight notes can be stored. (They won't be saved, however, if you remove the cartridge from the Bookman.)

The recipes contain enough details to guide even total beginners step-by-step to a successful dish. The banana-bread recipe, for example, tells the cook where to position the oven rack, what size pans will work, different baking times for differently shaped pans, how to use a toothpick to tell if it's done, and how to cool, wrap, and store the finished loaf. It even offered a tip that experienced cooks might not know of—ripe bananas can be mashed with a little lemon juice and frozen until

you're ready to bake with them.

Those details, along with the textual information found in the contents menu, make Betty Crocker's Cookbook an excellent gift for the first-time cook. A college student who is living off-campus, for example, would be able to put it to good use along with various Bookman reference cartridges.

911? INFORMATION, PLEASE

As any parent knows, keeping your kids well fed is only one part of keeping them healthy. In spite of our best intentions, kids manage to get sick or hurt—and they tend to do so in the middle of the night or on holiday weekends, just when we're least likely to be able to reach the doctor.

What do you do when the baby learns to climb at 3 AM, and falls out of his crib? When your five-year-old is running a fever of 104°? When your roller-blading teenager runs into a tree? When your two-month old won't stop crying? When your little girl is covered with little red spots?

You can find the answers to each of those questions, and dozens more, in the Parents' Emergency Medical Guide (EMG-2006, \$44.95). For each problem, the device uses what it calls "decision trees" to narrow down the problem and

give you the proper advice for your particular situation.

Upon selecting the cartridge, you are asked to enter the problem. We typed in "spots," and were asked to respond to a question—Did the rash begin suddenly, and is your child having difficulty breathing?—by pressing Y for yes or N for no. We answered no for our hypothetical situation. The Bookman then asked if the child has a fever, to which we responded yes. It told us to "Call your doctor or clinic or emergency room immediately if the rash is purple spots. Otherwise, see the 'Doctor's Advice' section for Fever, then press CLEAR and type 'rash' for more advice."

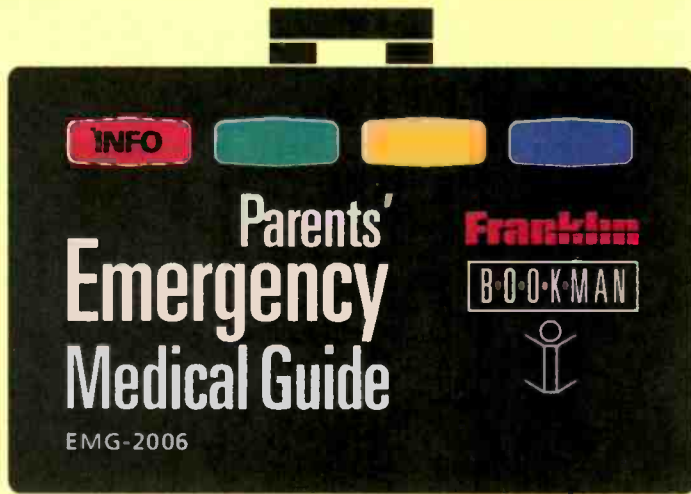
There's no need to start over again by pressing CLEAR and typing in "fever." An XREF symbol next to the word fever let us know that we could go directly to the cross-referenced information—in this case, the section on fever—by pressing the ENTER key.

Once again, we are presented with a decision tree: "Can you answer yes to any of the following questions?" Those asked if the child is experiencing convulsions, delirium, difficulty breathing, stiff neck, or difficulty waking, among other symptoms. If so, we are again directed to call the doctor or go to an emergency room. In that way, we learn the temperature levels considered dangerous at various ages, and what symptoms, in addition to the fever, require immediate attention.

If the answer to that list of questions is no, and the child "seems comfortable, alert, and active and has a normal appetite" despite the rash and mild fever, we learn that she doesn't need fever medicine or medical attention. "She probably has a viral infection such as a cold, mild flu, or a viral rash. Handle these problems as necessary. Do not recheck her temperature unless the situation changes."

In that manner, The Parents' Emergency Medical Guide provides two important services. First, it lets parents know precisely when the situation requires immediate, professional medical attention—something that is often difficult to determine on one's own. Even when faced with seemingly alarming symptoms, many parents are reluctant to call the doctor, particularly in the middle of the night and on weekends, unless it really is an emergency. Other parents reach for the phone or run to the emergency room for problems that could easily be handled at home. Second, the guide usually lets you know how to cope with non-emergency situations on your own.

The above example, however, is an unfortunate exception. Not all parents know how to "handle these problems as necessary" and just what changes in the situation warrant taking the child's temperature



again. There were no easy cross references to cold, mild flu, or viral rash, although each could be found in the guide. And such less-than-helpful answers appear only for those situations in which the child is only mildly ill and doesn't require any immediate intervention by parents or doctor.

If, on the other hand, we had answered the last question in the decision tree affirmatively, we would have received detailed directions on how to treat a child with a fever. The Parents' Emergency Medical Guide lists the symptoms of dehydration, which often accompanies a fever, and offers suggestions on how to prevent it in children of different ages. It tells you how often to take the child's temperature, what over-the-counter medications are all right to give children (with a cross-reference to an age and weight chart for appropriate dosages), how to dress a feverish child, the proper room temperature, and to use lukewarm water (not rubbing alcohol) for a sponge bath. The guide then provides a list of additional symptoms for which you should call the doctor during regular office hours.

While learning about fevers, we could also press the red INFO key to view the information about fever located in the cartridge's general reference section. We could also check the "How to Use a Thermometer" cross-reference.

Such detailed advice is available for just about any ailment you can dream up. The Contents menu is divided into sections titled Emergencies, Common Problems and Concerns, and Prevention. The first two categories each contain general information as well as specific topics.

Under Emergencies, you'll find text on how to handle emergencies, CPR, going to the emergency room, and hospitalization. There are also 15 emergency topics from which to choose, including burns, choking, bone and joint injuries, poisoning, frostbite, and head injuries. Under Common Problems and Concerns, there

are sections on how to use medicines and how to choose a doctor for your child, as well as 26 more topics. Those include medical problems—earaches, fever, colds, coughing, rashes, stomach aches, and the like—and other parenting dilemmas, such as dealing with toddlers who say "no" and fussy babies. Other topics include caring for newborn babies, feeding babies and young children, growth and development, and child abuse. Each of the topics listed under Emergencies and Common Problems can be accessed by typing in the topic heading, or its number, which can be found in the manual.

The Prevention section is divided into three main topics intended to help parents ward off as many accidents, illnesses, and injuries as possible. It presents some grim statistics—accidents account for more deaths among American children than the total fatalities caused by the four leading children's illnesses, with vehicular accidents topping the list. With an emphasis on practical precautions, not over-protectiveness, the Parents' Emergency Medical Guide provides information on car, home, toy, bicycle, skating, water, and animal safety; immunizations; and physical fitness.

We liked the way the Parents' Emergency Medical Guide is set up. The questions-and-answers process used in the decision trees is the same method that our pediatrician uses when we call her with a problem.

The Parents' Emergency Medical Guide is not meant to take the place of professional medical help. What it does do is calm parents down enough to handle some of childhood's mild crises on their own, while letting them know when it is time to call on a professional.

We're not ready to replace our stack of printed parents' references, but we will keep the Bookman version of Parents' Emergency Medical Guide with them.

POSTSCRIPT

We have mixed feelings about electronic

books. After all, you don't have to worry about a printed cookbook "closing" itself if more than three minutes elapses without it being touched as you're cooking a meal. Yet three minutes is the longest shut-off time delay provided by the Betty Crocker's Cookbook cartridge. And a print book is more likely to be easily found, in its place on a bookshelf, than the pint-sized Bookman—which might be hiding in a briefcase, under a stack of papers on a desk, in the cushions of a couch, or just about anywhere else. (We misplaced our unit several times while testing it.) That could prove disastrous if the book you needed was Parent's Emergency Medical Guide. We'd also like to see a Bookman carrying case with room to store the extra cartridges, which are even more likely to be mislaid.

Right now, the cartridge prices are still quite a bit higher than you'd expect to pay for the hardcover print versions of the same books. According to Franklin, however, "As silicon prices continue to drop, Bookman electronic books will be cheaper than printed reference books in three years or so."

On the plus side, it could be nice not to have stacks of books cluttering up a desk top or the whole house. And, yes, it's terrific to have so much information literally in the palm of your hand. So, although we're not anywhere near ready to give up our library of printed books, we like the convenience having the Bookman on hand as well. ■

CANNON NOTEBOOK

(Continued from page 12)

port." We assume that it's for connection to a docking station—the documentation remained mum about it.

The Innova Book is an ideal computer for mobile professionals and for small-office/home-office (SOHO) workers. The only things missing from the Canon Innova Book 200LS are a fax/modem and CD-ROM drive, both of which can be added easily enough with off-the-shelf solutions. (PC-card modems are readily available, as are portable parallel-port CD-ROM drives, and PC-card SCSI CD-ROM interfaces.)

The notebook could easily be a virtually no-compromise desktop PC for space-starved home offices thanks to its large display. However, if you have more room and if you prefer to use a full-size keyboard and traditional display, they can be accommodated easily enough. The ability to easily insert a new hard-disk drive increases the system's versatility dramatically. ■



Frustrated bartender develops incredible device to clean and disinfect your entire home...

Vapormax, a revolutionary new cleaning system, uses dry vapor to provide versatility and power never before available for home use.

by Annabel Woodward

Lipstick-stained bar glasses and a cappuccino machine. Believe it or not, these two things led to the development of a cleaning system like nothing you've ever seen—Vapormax.

The inventor of this system was a bartender whose hardest task was removing lipstick stains from glasses. He'd scrub and scrub, but to no avail—the stains were almost impossible to remove. Then, one day, on a whim, he passed a lipstick-stained glass under the steam vent of a cappuccino machine. It worked—the stain wiped off easily! The result of this discovery is Vapormax, a system that cleans with high-temperature vapor (low-moisture steam).

Powerful clean. Vapormax doesn't use high pressure, lots of water, a motor, chemicals or vacuum bags. So how does it clean? Vapormax uses water, heat and gentle scrubbing to clean everything in your

home from upholstery to your barbecue grill. The heat produced by Vapormax weakens the physical bond that holds dirt and stains to surfaces. Water, converted to "dry vapor" by the heat, is considered to be nature's most perfect solvent. Various attachments gently scrub the surface, loosening dirt. The dirt particles are suspended in water droplets that result from


condensation of the vapor. And then, because water flows in the direction of the least resistance, the dirt and moisture are absorbed by a cotton towel.

Versatility. With its wide variety of attachments, Vapormax can clean and sanitize virtually anything in your home. Clean bathrooms, upholstery, kitchens, rugs (even oriental rugs can be cleaned carefully), drapes and mattresses. Use Vapormax to clean the interior of your car from the seats to the windows. Take it outside to clean barbecue grills and

HOW VAPORMAX WORKS

Vapormax uses electricity to heat the water in its tank, creating steam under pressure. When the pressure reaches approximately 50 psi, the temperature of the steam reaches about 280° F and the moisture content of the steam goes down to about 5%. An electronically-controlled solenoid valve releases pressure from the tank, and pressure to the tip is regulated with a manual valve similar to a water faucet. The steam travels

from the tank to the tip through a pressure line inside an insulated hose. At the tip, the variety of brushes or other accessories allows the steam to reach the dirty surface while a brushing action is applied, releasing and removing dirt and stain particles from the surface you are cleaning.



patio furniture. The high-temperature vapor also sanitizes things like children's toys. You can even use Vapormax as a humidifier or a clothes steamer!

Built for safety. Physics dictates that steam under pressure loses its heat energy almost immediately as soon as it is allowed to expand. So while the steam in the tank reaches 280° F, it cools to 180-200° F at the cleaning surface, and to body temperature six inches from the tip. While it is possible to burn yourself, as it is with an iron it's unlikely with responsible use.

Vapormax also has other features to ensure your safety. First, every part of the system which is exposed to steam is insulated or made of polycarbonate materials that will not transmit heat to the user. Second, the release of steam is controlled by a valve inside the unit. So if the hose is disconnected from the tank, even accidentally, the valve cuts off the flow of steam instantly. Finally, all the pressure elements have been tested safe to 10 times maximum operating pressure. If internal pressure is too high, an electrical safety device will shut the unit off. The filler cap also releases steam automatically and harmlessly to reduce internal pressure.

For a healthier environment. Not only will your home look and smell cleaner with Vapormax, but germs and irritants including staphylococcus ("staph") and streptococcus ("strep") will be removed from your environment. You will notice a difference immediately after a Vapormax cleaning—especially if you are an allergy sufferer!

Try it risk-free. Vapormax is backed by our exclusive risk-free home trial. Try it, and if you're not completely satisfied, simply return it within 90 days for a full refund, "No Questions Asked." It is also backed by a one-year manufacturer's warranty. Most orders are processed within 72 hours and shipped UPS.

Vapormax (with instructional video) . . . \$499 \$29 S&H
Please mention promotional code 1061-PL-6632.

For fastest service, call toll-free 24 hours a day

800-992-2966



To order by mail, send check or money order for the total amount including S&H (VA residents add 4.5% sales tax). To charge it, enclose account number and exp. date.

CONTRAD INDUSTRIES

2820 Waterford Lake Drive, Suite 106
Midlothian, Virginia 23113

VAPORMAX



- Upholstery on chairs and sofas
- Carpets, rugs, tile and floors
- Basins, fixtures and countertops
- Drapes and windows
- Car interiors
- Bedding and mattresses
- Patio furniture
- Ovens, stoves and barbecue grills



- Children's toys
- Tubs and toilets



- Clothing
- Even humidifies!

GIZMO NEWS

Teens Just Wanna Watch TV

Teenagers in the U.S. love high technology, but they're content to sit in front of the tube. According to a survey conducted by Chilton Research Services (Radnor, PA), nearly half of America's teenagers (11-18 years old) use a computer at home, and about twenty percent of them log in to online services or bulletin boards (BBSs) with their home computers. They're not just doing homework and research, however. Playing video games is the main attraction of online services. Chatting online ranks a distant second.

Teenagers are more familiar with high-tech products than the population at large. More than half of them have used a CD-ROM player (most at school) and about six percent of all teens have bought a CD-ROM title in the month in which they were surveyed.

TV, however, is still king. Forty percent—twice as many as go online—say that watching TV is more fun than going online. Sitcoms are the most popular programming genre. The most popular network? Fox. The most popular show? *Home Improvement*.

More than 96 percent of American teenagers have or have access to a VCR. About 79 percent of teenagers had rented or purchased a videotape in the few months before the survey was conducted. Although most teenagers "veg out" thanks to electronics technology, most think that innovations and advances in technology will help them gain a better lifestyle than their parents enjoy.

Keep Those Products Coming!

The electronics industry has a lot of happy consumers. A national survey conducted by the Consumer Electronics Group of the Electronic Industries Association (EIA/CEG) asked owners of audio equipment to compare the value of their systems with other recreational and entertainment products that they own—which included everything from swimming pools to boats to exercise equipment.

We're not surprised that their specialty audio equipment (69%) was judged to be a better value than their exercise equipment. Fourteen percent said that the two were of equal value. More surprising is that more than half of the respondents said that their specialty audio equipment was of better or equal value than their swimming pools—this being written during an early summer heat wave (43% said that audio equipment was a better value, 13% said the two were equal).

Pool tables fared even worse, with 76 percent saying that their audio equipment was a better value, and 14 percent saying that the two were equal. Hot tubs and boats didn't fare all that much better. Because we don't own either, that makes us feel good (59%/70% said that their audio equipment was of better/better or equal value than their hot tub, 49%/63% said that their audio equipment was of better/or better or equal value as their boat).

Radio Sounds Good Today

Another survey conducted by the EIA/CEG tried to find out how our attitudes and practices regarding home entertainment change as we get older. Not much, apparently.

The EIA surveyed 1200 households, 500 of which had home theaters, 500 that had full stereo systems, and 200 that had neither. The results indicate that, for Americans 36 years and older, the radio is a major source of music, much as it was when they were younger. The Beatles are no longer their favorite performers, but songs from the fifties or sixties are still popular, being heard primarily on oldies stations.

When asked for their favorite band or artist when they were 18 to 25 years old, the Baby Boomers, now 26–55 years old, mentioned the Rolling Stones, Beach Boys, Elvis Presley, and Chicago along with the Beatles.

Today, Baby Boomer tastes run to Reba McEntyre, Kenny G, Garth Brooks, the Eagles, and Elton John. Seventeen percent could not name a favorite performer. An even larger number—twenty percent—of those over 55 could not name a favorite performer, indicating that age brings a

modest decline in interest in specific performers. The interest in music in general does not drop, however.

Baby Boomers listen most to oldies from the 1950s and early 1960s, with more than 80% saying that they listen to such music. Next in popularity is classic rock, starting with the Beatles and ending with disco.

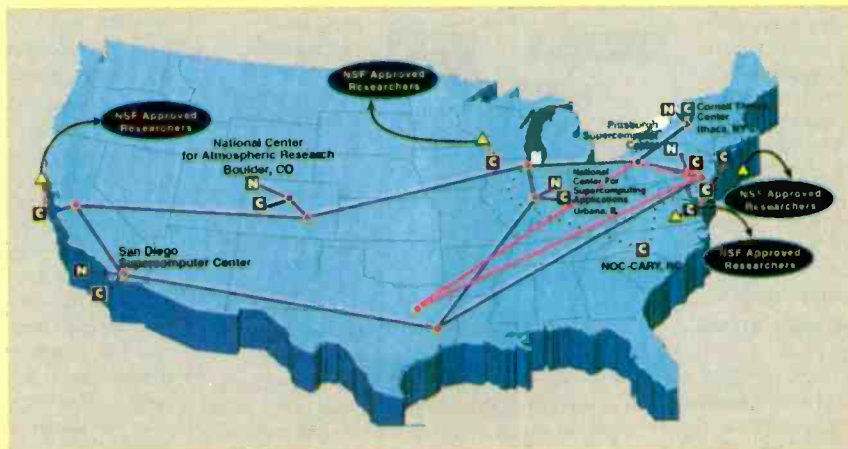
Today, most music listening is still via radio (89%), followed by compact discs (72%), tapes (70%), and LP records (23%). The amount of time spent listening remains relatively unchanged over time. About 32 percent said that music-listening time increased, 24 percent said it decreased, and 43 percent said it was unchanged.

Supercomputer Centers Linked

In 1987, the National Science Foundation built what became known as the NSFnet, a high-speed backbone linking several Supercomputing Centers across the U.S. The backbone was to provide higher speed than the original ARPAnet—which formed the beginning of what we now call the Internet—was able to. The NSFnet was the primary backbone of the Internet until recently.

The NSF has teamed with MCI Communications to build a new national network connecting five supercomputing sites. The network, called the very high speed Backbone Network Service (vBNS), will be used by major science laboratories for various research-and-development projects such as environmental modeling and weather forecasting.

One of the driving forces behind the network is the ability to solve the Grand Challenges. The Grand Challenges, first



The MCI very high speed Backbone Network Service (vBNS) links supercomputing sites together.

articulated by the U.S. Office of Science and Technology Policy, are fundamental problems in science and engineering with broad economic and scientific importance whose solutions can be advanced by applying high-performance computing techniques and advanced networking resources. Examples include the weather forecasting and environmental modeling already mentioned, along with such other problems as understanding the structure of biological molecules to fight heart disease, building more energy-efficient cars and planes, and understanding how galaxies are formed.

The network will use a combination of asynchronous transfer mode (ATM) and synchronous optical network (SONET) technologies. The vBNS will initially operate at speeds of 155 million bits per second (Mbps) and is planned to operate at greater than 600 Mbps in 1996. According to MCI, new fiberoptic technologies will eventually allow networks to reach transmission speeds of 40 gigabits per second, enough for nearly half a million simultaneous Internet conversations over a single fiber pair.

The five-year, \$50-million agreement will tie together the Pittsburgh and San Diego Supercomputing Centers, the Cornell Theory Center, the National Center for

Supercomputer Applications in Urbana, Illinois, and the National Center for Atmospheric Research in Colorado. The vBNS will also be accessible to NSF-approved researchers through access points in New York, San Francisco, Chicago, and Washington, D.C. Eventually, the vBNS will be accessible by outside research organizations, government, and commercial networks through those access points, using standard Internet access.

SDTV—A Step Forward?

By the end of this year, the Federal Communications Commission is expected to approve a final specification for high-definition television or HDTV. It now looks as if the standard will include provision for SDTV or—you guessed it—standard-definition TV.

Terrestrial broadcasters see SDTV as a bridge, a way to compete with digital satellite, cable, and (eventual) phone-company video networks. The flexibility that it will provide broadcasters will allow them to deliver picture resolution based on programming, and more channels, perhaps for non-programming services. For example, when broadcasting an old black-and-white sitcom rerun, broadcasters do not want to be forced to use the full channel capacity of 20-megabits per second.

HDTV proponents see SDTV doing nothing more than delaying the acceptance of HDTV and the delivery of HDTV programming.

Third DBS Satellite Launched

DBS-3, the third high-power direct-broadcast satellite for the DirecTV service, was launched successfully in June. When operational, the satellite will expand DirecTV's channel capacity.

The three satellites are co-located at the 101° West longitude orbital location. The program providers, DirecTV and USSB, are licensed to transmit from that location. USSB is licensed to transmit carriers on five frequencies, and DirecTV is authorized to transmit carriers on 27 frequencies. DBS-1, which contains all five of USSB's transponders and nine transponders for DirecTV, transmits at 120 watts per transponder. When DBS-3 is up and running, both it and DBS-2 will be configured to transmit eight carriers each, with 240 watts per transponder.


Digital compression allows about 175 channels to be broadcast via the 32 licensed frequencies. USSB delivers about 25 channels, with DirecTV delivering the rest. Programming can be received only with RCA or Sony DSS Digital Satellite System receivers and satellite dishes. ■

ELECTRONICS WISH LIST

The Ultimate Home Theater

Anyone determined to have the ultimate home theater might consider taking out a second mortgage to buy the *Vidikron/Faroudja VP-400 Video Processor* and *VPF-50HD* projection monitor from *Vidikron of America, Inc.* (150 Bay Street, Jersey City, NJ 07302). The line-quadrupling processor converts conventional 525-line interlaced NTSC video signals to progressively scanned, 2100-lines-per-frame output, completely eliminating scan lines and delivering a stunning improvement in overall picture quality. It incorporates a Super-NTSC Decoder that eliminates color blurring, with anti-artifact comb filters that prevent cross-color interference without digital artifacts. Patented correction circuits prevent dot-crawl and hanging dot errors and bandwidth-expansion circuitry maximizes image detail. The line-quadrupler requires a suitably high-scan-rate monitor, such as the *VPF-50HD* projector, which offers 64-kHz horizontal scanning frequency with scan-deflection circuitry capable of 2.5-microseconds retrace time. It also features a high-precision, dual-yoke design for extremely accurate focus to the edges of the picture, improved-uniformity luminance circuitry for constant edge-to-edge brightness, and higher beam current that yields significantly greater light output with finer-spot tubes. The projector can produce a 5- to 25-foot diagonal image, variable aspect ratios, and on-screen graphic control menus. The top-of-the-line *VPF-50HD/Auto* adds an auto-convergence calibration system that uses a motorized and computer-controlled color video camera to deliver perfectly accurate color convergence in less than five minutes. Either projector, when used with the processor, provides high-resolution images that genuinely rival 35-mm film—what the company calls "Virtual HDTV." Prices: *VP-400 Video Processor*, \$20,000; *VPF-50HD*, \$19,995; *VPF-50HD/Auto*, \$22,995.

CIRCLE 61 ON FREE INFORMATION CARD



Vidikron/Faroudja Line-Quadrupler



Vidikron Video Projector

ELECTRONICS WISH LIST



AT&T Computer Phone

Computer Phone

The *Computer Telephone 8130* from AT&T (5 Wood Hollow Road, Parsippany, NJ 07054) is a phone and software package that combines the power of a PC with the familiarity and simplicity of standard telephone. Designed for use in home offices, the two-line speakerphone is the first phone that connects directly to a PC. The Computer Telephone can store up to 5000 names and phone numbers for one-touch dialing. It gives users access to customer records stored in their computers with a couple of key strokes, even before the customer's call is answered. (When used in conjunction with Caller ID service, the device displays the caller's phone number on the computer screen between the first and second ring, making it possible to access stored notes and files easily.) It provides a call log of all incoming and outgoing calls, which can be sorted by name, phone number, or date, and redialed with the click of a mouse. It allows users to handle all phone functions, such as setting up three-way conference calls, putting calls on hold or mute, or redialing calls, either by phone or computer. The phone holds an 18-call memory to dial the most frequently used numbers, and can store up to 15 incoming call numbers in memory when the PC is off. Those are downloaded to the PC when it is turned back on. The Computer Telephone is compatible with TAPI (Telephone Application Program Interface) standards. Price: \$199.

CIRCLE 62 ON FREE INFORMATION CARD



TCI Kid Control

Kid Controls

Give your kids fast access to their favorite television channels—and no access to the rest—with the *TCI Kid Control* from Telecommunications, Inc. (TCI) (Terrace Tower II, 5619 DTC Parkway, Englewood, CO 80111-3000). The pre-programmed universal remote control features eight buttons emblazoned not with numbers, but with the highly recognized logos of the channels kids like to watch most: The Disney Channel, Nickelodeon, The Discovery Channel, The Learning Channel, Cartoon Network, The Family Channel, and a local PBS affiliate. The eighth button is left free for local customization. The Kid Control is available in two models, a bright orange dinosaur and a purple puppy sporting sunglasses. Each comes with an activity book and crayons and an offer for a free issue of *Better Viewing*, a magazine geared toward helping families make informed television viewing decisions. Price: \$29.95.

CIRCLE 63 ON FREE INFORMATION CARD

Wrist Waterbed

The *Waterbed For Your Wrists* from Waveco (P. O. Box 1331, Palmetto, FL 34220; Tel. 813-723-2229) provides comfortable support and shock absorption for computer typists' wrists. The gel-filled wrist cushion supports the wrists during typing, not just during periods of rest. Unlike traditional wrist rests, the Waterbed doesn't create pressure lines across the underside of the wrists. The gel conforms exactly to the contour of the wrists and palms, so that perfect contact between the pad and the user's hands is consistently maintained, regardless of the orientation of the arms and hands. The gel has vibration- and shock-absorbing properties said to help prevent Carpal Tunnel syndrome. If over-exertion still causes aching wrists, the pad can be refrigerated to provide cold therapy. Price: \$19.95 plus shipping and handling.

CIRCLE 64 ON FREE INFORMATION CARD



Staedtler Erasable Lumolabels

Erasable Labels

If you use your cassette tapes, videotapes, and floppy disks more than once, you've probably experienced labeling problems. Either you get a build-up of new labels over old ones, or you have almost illegible labels with new information written over the original. *Staedtler, Inc.'s* (21900 Plummer Street, Chatsworth, CA 91311) *Lumolabels* solve those problems. The erasable labels come in three shapes and sizes, each designed specifically for use on audio tapes, videotapes, or 3.5-inch disks. Each box of 18 labels includes a special Lumolabel pen and eraser. The writing is essentially permanent unless the eraser (or rubbing alcohol) is used to remove it. The system allows quick, clean labeling of consumer-recordable media, with the ability to change content listings as needed. Price: \$4.98/box.


CIRCLE 65 ON FREE INFORMATION CARD

Get 3 PROFESSIONAL BOOKS for only \$9.95

Plus 1 book FREE upon prepayment

When you join the **ELECTRONICS ENGINEERS' BOOK CLUB®**

Values to \$226.50



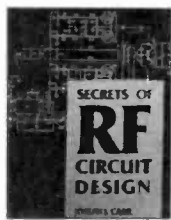
0209847-XXX \$110.50
Counts as 3



0039615 \$45.00



3837H \$27.95



3710P \$21.95
Softcover




0709645-XX \$70.00
Counts as 2



2962P \$18.95
Softcover



0156751 \$55.00



0378034-XX \$59.50
Counts as 2



031716X \$52.00



0494347 \$52.00



9255H-XXX \$105.50
Counts as 3



0686637-XX \$89.50
Counts as 2



0410836 \$59.50



0046743 \$50.00



0696217-XX \$55.00
Counts as 2



0184223 \$60.00



0376026 \$42.95



3279P \$26.95
Softcover



0289778-XX \$52.00
Counts as 2



0415250-XX \$66.34
Counts as 2



0375054 \$39.50



4228P \$19.95
Softcover



0031541 \$34.50



4358P \$24.95



0375046 \$39.50
Softcover



0404348 \$49.50

As a member of the Electronics Engineers' Book Club . . .

. . . you'll enjoy receiving Club bulletins every 3-4 weeks containing exciting offers on the latest books in the field at savings of up to 50% off of regular publishers' prices. If you want the Main Selection, do nothing and it will be shipped automatically. If you want another book, or no book at all, simply return the reply form to us by the date specified. You'll have at least 10 days to decide. If you ever receive a book you don't want due to late delivery of the bulletin, you can return it at our expense. And you'll be eligible for **FREE BOOKS** through the Bonus Book Program. Your only obligation is to purchase 3 more books during the next 2 years, after which you may cancel your membership at any time. ©1995 EEBC

All books are hardcover unless otherwise noted. Publishers' prices shown. A shipping/handling charge & sales tax will be added to all orders. If you select a book that counts as 2 choices, write the book number in one box and XX in the next. If you select a counts as 3 choice, write the book number in one box and XXX in the next 2 boxes.

If coupon is missing, write to: Electronics Engineers' Book Club
A Division of McGraw-Hill, Inc., P.O. Box 549, Blacklick, OH 43004-9918

ELECTRONICS ENGINEERS' BOOK CLUB

A Division of McGraw-Hill, Inc.
P.O. Box 549, Blacklick, OH 43004-9918

YES! Rush me the following title(s), billing me just \$9.95 (plus shipping/handling & sales tax). Enroll me as a member of the Electronics Engineers' Book Club according to the terms outlined in this ad. If not satisfied, I may return the book(s) within 10 days for a full refund and my membership will be cancelled. I agree to purchase just 3 more selections at regular Club prices during the next 2 years and may resign anytime thereafter.

Bill me (FREE book not available with this payment option.)

SPECIAL OFFER! Prepay your order by check, money order, or credit card and receive a 4th book of your choice FREE.

YES! I want the FREE BOOK indicated at right. My introductory payment of \$9.95 plus \$9.95 shipping/handling* and applicable sales tax is enclosed.

Code # of my FREE BOOK:

SINGLE SELECTION ONLY

Code #'s of my book(s) for \$9.95

--	--	--	--

If you select a book that counts as 2 choices, write the book number in one box and XX in the next. If you select a Counts as 3 choice, write the book number in one box and XXX in the next 2 boxes.

Check or money order enclosed made payable to: McGraw-Hill, Inc. Please charge my: VISA MasterCard American Express Discover

Acct. No. _____ Exp. Date _____

Name _____ Signature _____
(required on all credit card orders)

Address / Apt. # _____

City/State/Zip _____ Phone _____

Offer valid for new members only, subject to acceptance by EEBC. U.S. orders are shipped 4th Class Book Post. Canada must remit in U.S. funds drawn on U.S. banks. Canadian orders are shipped International Book Post—add \$12.50 shipping/handling. Applicants outside the U.S. and Canada will receive special ordering instructions. A shipping/handling charge & sales tax will be added to all orders. PPIF1095

MULTIMEDIA WATCH

By Marc Spiwak

Slide-Show Software

A while back I reported on a very unusual cordless pointing device that feels more like a TV remote control than a mouse. That unit was the *RemotePoint* from *Interlink Electronics*, and it is a handheld, wireless infrared (IR) mouse.

RemotePoint uses Interlink's force-sensitive resistor (FSR) technology, which is basically a thin film sheet that changes its resistance

applied on the sheet. *RemotePoint* has a circular rubber disc on top that can be "tilted" 360 degrees. The tilting motion replaces a normal mouse's X-Y motion and moves the cursor on the screen in the direction that the disc is tilted in. Cursor speed depends on the pressure applied to the edge of the disc.

To use it, you point *RemotePoint* at a small desktop IR receiver that plugs into your computer's mouse port. The primary (left) mouse button is located on the underside of the transmitter in a comfortable trigger position; it is placed so that the unit can be used in either hand. The secondary (right) mouse button spans the width of the top of the remote. The transmitter will work up to 40 feet away from the receiver.

Now, even though *RemotePoint* is really neat on its own, you still need to have a good reason to use a mouse that requires batteries. Probably the best reason is to control presentations from a convenient distance. Toward that end, *RemotePoint* is now available in a bundle that includes a neat little software package called *SlideWorks*; the bundle's list price is \$219.95 (The wireless mouse itself has a suggested list price of \$159.95).

SlideWorks, a perfect companion software for *RemotePoint*, is a new software toolkit that allows a PC presenter to highlight,

underline, or circle elements on the screen; simulate a laser pointer; advance slides; magnify detail; create custom slide shows; and more, all from up to 40 feet away. Specific tools can be programmed to be activated by a click, double click, or click combinations, to make swapping tools as easy as possible. The software runs in Windows and installs in minutes from a single 3½-inch disk.

A pen function "writes" with opaque "ink," hiding whatever it covers. A "highlighter" draws a yellow tint on the screen where you drag it, while allowing whatever was there to still show through. The pen and highlighter can be switched to a "straight" mode where it draws only perfect vertical or horizontal lines. Boxes, ellipses, and bars can be drawn, sized, and dragged around the screen. The screen can be blanked and unblanked or a translucent shade can be pulled over a screen. Even sounds can be activated.

Many more tricks can be performed with the software, including the creating of custom slide shows. That function lets you capture images, windows, areas, and more, and use the captured images to create and display a slide show.

RemotePoint was helpful for doing presentation work all by itself. But with the *SlideWorks* companion software, it's a much more complete package.



SlideWorks lets you highlight and circle things on your computer screen with the *RemotePoint* wireless mouse.

according to the pressure applied to it. The material can indicate both the amount of pressure applied and where pressure is ap-

Mastercourse In Personal Computers

Now Available,
EASY
4-PAYMENT
PLAN.



- Ease of Learning
- Quality of Education
- Value

You've Grown to Expect from Heathkit

Heathkit is Better

We Teach You, Take Care Of You,
And We Put Our Money
Where Our Mouth Is

Using real-world exercises and easy-to-understand lessons, you will learn all the theory, the skills, and the trade secrets to confront and conquer the practical and technical aspects of the PC revolution. And unlike others, we back it up with a guarantee of satisfaction—or your money back.

Heathkit is Better

Our Exclusive Computer-Aided Instruction Makes Learning Easy, Fast, & Fun

The truly qualified PC Technicians possess knowledge of the inner workings of a computer right down to the electronics level. This is the only type of technician we are interested in producing—the kind that ends up "truly qualified." So Heathkit

provides an electronics curriculum in our exclusive computer-aided instruction format—which is today the fastest, most effective learning media around, and is the most extensive electronics curriculum of its kind in the world.

Heathkit is Better

We Send You

"The Good Stuff"

On Day-1 With Heathkit, from day 1 you have the entire training package including a fully loaded Zenith Data Systems 486 computer including a SVGA color monitor, 2MB of memory, Windows®, and diagnostic software.

Other home study schools string you along for dozens of weeks before they send you what is by then obsolete pieces of a no-name clone that *might* work if assembled correctly into a computer.

Our computer is fully assembled and tested, and covered by a 1 - year on-site warranty.

Heathkit is Better

You Be

The Judge

Call today for more information!

1-800-253-0570

Yes! Send me more information on Heathkit's Mastercourse in Personal Computers.

Name _____

Address _____

Address _____

City _____

State _____ Zip _____


Phone (____) _____



• P.O. Box 1288 • Benton Harbor, MI 49023-1288

• 1-800-253-0570

• Please mention this code when calling 107-036



Here's Micro Multimedia Labs' TC 1490SP amplifier/speaker combo. The amplifier is designed to fit under a monitor.

MORE NEW SPEAKERS.

I just checked out a new multimedia speaker system that's a cut above the often disappointing speakers that usually come with a multimedia upgrade package. The TC 1490SP amplifier/speaker combo from Micro Multimedia Labs consists of the company's TC 1490 40-watt-per-channel amplifier and SP 510 speakers. The combo has a list price of \$249.95.

I like that kind of speaker system for multimedia. I prefer to use the line-level output of a sound card and have a separate amplifier with real controls on it; with on-card amplifiers, you must use software controls, which can be a nuisance. The amplifier is designed to fit under a monitor, with a sturdy metal cabinet that's only about 1½-inches high. The unit has a 5-band graphic equalizer, LED level meter, and tone-defeat control. It includes built-in microphone-mixing circuitry and has a microphone and a headphone jack on the front panel. There's also a line-level output jack for a self-powered subwoofer with a separate level control on the front panel.

The matching speakers use a 2-way bass-reflex design with a solid cabinet. Aside from being a little bit bigger in size than I person-



New from Electronics Arts, 3D Atlas contains images of the globe created from actual satellite data.

ally like for my desktop, they sound great and are certainly more than adequate for multimedia use.

NEW STUFF.

American Journey 1896-1945 is an interactive CD-ROM that's loaded with over 1300 vintage photographs, historic maps, charts and graphs, and more. Two hours of audio includes narration, interviews, speeches, and famous radio broadcasts. Video clips are also included. *American Journey* from Ibis Communications has a suggested retail price of \$59.95.

Two new discs from Activision this month include *Shanghai: Great Moments* and *Atari 2600 Action Pack*.

Shanghai contains four tile-matching games on one disc. For \$49.95 you can play *The Great Wall*, where tiles fall as lower ones are removed; *Beijing*, where you match rows of tiles; *Action Shanghai*, where new tiles appear if you aren't fast enough; and *Classic Shanghai*, which can be played with the tiles face up or down. *Atari 2600 Action Pack* contains 15 of the original Atari 2600 games that many people

WHERE TO GET IT

Activision

11601 Wilshire Boulevard
Suite 1000
Los Angeles, CA 90025
CIRCLE 50 ON FREE INFORMATION CARD

Electronic Arts

P.O. Box 7578
San Mateo, CA 94403
CIRCLE 51 ON FREE INFORMATION CARD

Ibis Communications, Inc.

9350-F Snowden River Parkway
Suite 251
Columbia, MD 21045
CIRCLE 52 ON FREE INFORMATION CARD

Interlink Electronics

546 Flynn Road
Camarillo, CA 93012
CIRCLE 53 ON FREE INFORMATION CARD

Micro Multimedia Labs, Inc.

458 Main Street
Reisterstown, MD 21136
CIRCLE 54 ON FREE INFORMATION CARD

Technology Solutions

475 Park Avenue South
New York, NY 10016
CIRCLE 55 ON FREE INFORMATION CARD

Videodiscovery

1700 Westlake Ave. N.
Suite 600
Seattle, WA 98109
CIRCLE 56 ON FREE INFORMATION CARD

Westwind Media

P.O. Box 27578
Panama City, FL 32411
CIRCLE 57 ON FREE INFORMATION CARD

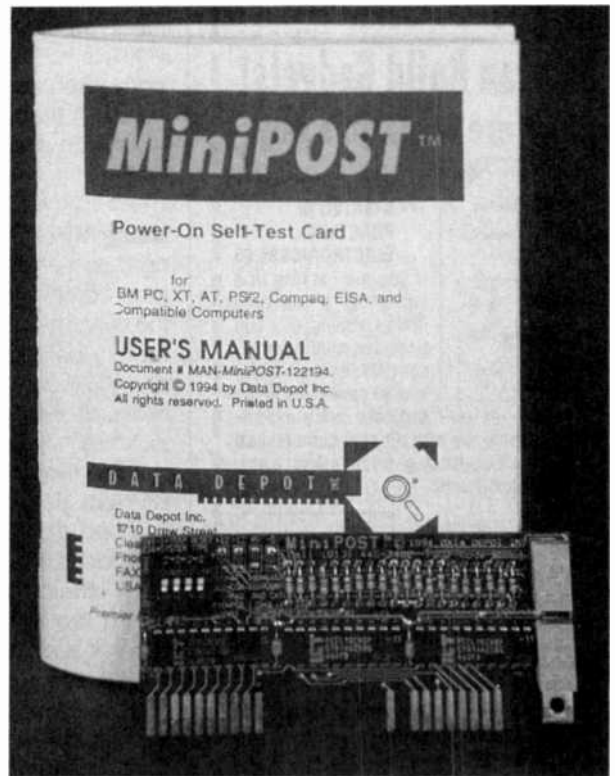
maps and charts that compare statistics, play narrated video clips, and play games. *3D Atlas* costs \$79.95.

Science Sleuths from Videodiscovery lets children 12 years of age and older perform over 600 experiments and tests in a virtual science lab. The goal is to solve *The Mystery Of The Blob* and *The Mystery Of The Exploding Lawnmowers* through investigative research and laboratory experiments. Interactive tools such as bunsen

(Continued on page 78)



Data Depot MiniPOST Post-Code Reader



CIRCLE 119 ON FREE INFORMATION CARD

When a PC fails to boot, it's POST codes to the rescue.

Troubleshooting anything, including electronic circuits, is similar to detective work in that one must follow a series of clues to find the cause of a failure. Sometimes things are pretty straightforward, such as when you turn on a stereo receiver and everything works except the FM section; obviously, that's where you start looking. Likewise, if an entire unit is completely dead, then you have to suspect the power supply.

Computers are another story, though. If a computer is up and running and something starts to act up, someone familiar with operating a PC might know what to do. If you are lucky, the problem will turn out to be an annoying setup problem. If you have slightly less luck, your computer will turn on, but something such as the floppy-disk drive will not work and need to be replaced.

If your computer is completely dead, and you suspect the power supply, you can swap it. If it turns out that you were right and your system is up and running again, then three cheers for you because you still had a bit of luck left.

On the other hand, if you've completely run out of luck and there is a problem with your computer's motherboard, a computer will not boot at all. For most people, that's the end of the line.

While many people are technically adept enough to swap a motherboard, the cost of doing so might not be worth it. Other times, a replacement motherboard will simply not be available for one reason or another. In those situations, the only alternative is to have the motherboard repaired by someone who knows how to do it.

However, even someone who knows how to repair motherboards needs something to help pinpoint the problem. A dead motherboard is a tricky thing to troubleshoot because there are so many components on it and a failure in almost any section can bring down the entire board.

Fortunately there's help even for people who have to troubleshoot and repair motherboards. POST codes, or Power-On Self-Test codes, are built into the BIOS of most IBM-compatible PCs. POST codes are generated by a computer at boot-up

time, or when the computer is supposed to boot.

Sometimes POST codes will generate patterns of beeps from the motherboard; the meanings of the beeps vary from system to system, but can usually be found in the documentation. However, sometimes the POST codes are evident only as data bits on the expansion bus, and in such cases a POST-code reader will be needed.

MiniPOST, from *Data Depot, Inc.*, is a tiny little POST-code diagnostic card that pops into an empty expansion slot on the motherboard. The card measures only 3¼ inches long by 1½ inches high, yet it contains a 4-segment DIP switch for configuring the card for different motherboard types, four tiny LEDs to indicate whether motherboard voltages are present, two 7-segment hexadecimal LED displays, and all the circuitry it needs to make them display POST codes.

MiniPOST works with all XT, AT, ISA (Industry Standard Architecture), EISA (Extended Industry Standard Architecture), and PS/2 ISA architectures. It will also work in any ISA or EISA bus slot in VESA, PCI, or other local-bus architec-

You can Build Gadgets!

Here are 3 reasons why!





BP345—GETTING STARTED IN PRACTICAL ELECTRONICS \$5.95

If you are looking into launching an exciting hobby activity, this text provides minimum essentials for the builder and 30 easy-to-build fun projects every experi-

menter should toy with. Printed-circuit board designs are included to give your project a professional appearance.

BP349—PRACTICAL OPTO-ELECTRONIC PROJECTS \$5.95

If you shun opto-electronic projects for lack of knowledge, this is the book for you. A bit of introductory theory comes first and then a number of practical projects which utilize a range of opto devices, from a filament bulb to modern infrared sensors and emitters—all are easy to build.



BP363—PRACTICAL ELECTRONIC MUSIC PROJECTS \$5.95

The text contains a goodly number of practical music projects most often requested by musicians. All the projects are relatively low-in-cost to build

and all use standard, readily-available components that you can buy. The project categories are guitar, general music and MIDI.

Mail to:
Electronic Technology Today, Inc.
P.O. Box 240
Massapequa Park, NY 11762-0240

Shipping Charges in USA & Canada

\$0.01 to \$5.00.....	\$2.00	\$30.01 to \$40.00.....	\$6.00
\$5.01 to \$10.00.....	\$3.00	\$40.01 to \$50.00.....	\$7.00
\$10.01 to \$20.00.....	\$4.00	\$50.01 and above.....	\$8.50
\$20.01 to \$30.00.....	\$5.00		

Sorry, no orders accepted outside of USA and Canada. All payments must be in U.S. funds only.

Number of books ordered.

Total price of books.....	\$ _____
Shipping (see chart).....	\$ _____
Subtotal.....	\$ _____
Sales Tax (NYS only).....	\$ _____
Total enclosed.....	\$ _____

Name _____

Address _____

City _____ State _____ ZIP _____

Please allow 6-8 weeks for delivery.

tures. The primary function of MiniPOST is to help determine why a computer won't boot. But it is also helpful if the computer will boot but won't run properly. The card costs \$119.

Using MiniPOST. A DIP switch on the card sets MiniPOST to work with different architectures. Most of the time the switches are simply left in the "000" factory default settings for all IBM AT and XT/AT clones. A chart in the user's manual explains how to set the switches.

While the card installs in any ISA or EISA bus slot, it is best if the card is installed in a slot that allows viewing of the four LEDs that indicate the status of the motherboard voltages. A motherboard should have clean ± 12 - and ± 5 -volt supplies.

Next, you turn on power and observe the four power-indicator LEDs. If it is suspected that a power supply is causing intermittent resets, the fourth DIP switch is toggled to the on position after power is applied. Then, if a power glitch occurs, a reset indicator LED (a decimal point on one of the 7-segment displays) will turn on and stay on, flagging the problem.

After power is turned on, you must observe the hexadecimal display and jot down any codes that appear. The codes flash until the computer either fails or boots. If no codes appear, either the DIP switches are set wrong, the system BIOS has failed, or the system does not issue codes (a few don't). The last code that appears indicates the section that failed in the boot sequence.


It would be great if every BIOS maker used the same codes to indicate the same things. Of course, that is not the case; each BIOS is unique. The unit's manual lists the codes for a number of popular BIOSes, and the addresses and phone numbers of manufacturers in case yours is not among them. The post codes for your particular motherboard are also usually available in the manufacturer's technical reference.

About POST Codes. As just stated, different computer BIOSes generate different POST codes. That's why it is important to have the right ones for your computer. Tracking a problem using the wrong POST codes is like

driving through a state using a map of a different state—certainly you would end up more lost than when you began.

With a list of the right codes, the information that appears on MiniPOST's hexadecimal display can be extremely helpful in locating troublesome parts. POST codes can inform the user of specific problems such as ROM BIOS checksum failure, CMOS RAM shutdown register failure, cache errors, and so on. Of course, it goes without saying that a better designed BIOS will more thoroughly test a motherboard and generate more specific POST codes on power up than a poorly designed one.

MiniPOST can't actively test a com-



If your computer fails to boot, this tiny card could give you the information you need to find the cause.

puter, as it is a passive device. It also can't display POST results any better than a system BIOS will allow. Problems that can't be detected before boot up, such as bad hard-disk sectors or hardware incompatibilities, can't be detected through POST results. But those limitations aside, just like any other tool, MiniPOST is very useful when used for the right jobs.

It is inevitable that an old computer—and maybe even one that's not so old—will eventually break down. Considering that, anyone who owns a lot of computers or fixes a lot of them, might find MiniPOST to be a worthwhile investment.

For more information on the MiniPOST post-code reader, contact Data Depot, Inc at the address given below, or circle no. 119 on the Free Information Card.

FOR MORE INFORMATION

Data Depot, Inc.
 1710 Drew Street
 Clearwater, FL 34615
 Tel. 813-446-3402 or 800-767-3424

The Four-Year Electronics Degree Program That Really Hits Home!

Bring The Technology Home With A Bachelor Of Electronics Engineering Degree. No Hassles. No High Cost!



Now's the time to prepare for a profitable career.

We've lowered the cost of higher education.

It's true! You can earn a four-year Bachelor of Electronics Engineering Technology degree today ... and prepare yourself for a high-paying electronics career ... without quitting your job or ever leaving your home. Because World College, an affiliate of the Cleveland Institute of Electronics, offers you the total flexibility of independent study programs proven effective for people like you who truly want to succeed! World College independent study lessons help you build valuable skills

**Mail/Fax Today
or Call
1-800-696-7532**

step-by-step, and expert instructors are personally available to you with a toll-free call. What a way to earn an education!

A world of opportunity.

Where is your career headed? With a four-year bachelor's degree from World College, you call the shots, choosing from incredible, high-paying opportunities in electronics, telecommunications, computer, electrical power, and many other growing fields.

World College gives you the skills, the knowledge, the power to take advantage of your best opportunity in electronics. And you can do it all at your own pace!

Without leaving home.

World College continually works to provide its students with the most advanced education tools. From the latest equipment and reference books to breakthrough computer-simulated experiments, students are exposed to the latest technological advancements.

All the equipment, parts, and software you need are included in your affordable tuition including more than 300 hands-on lab experiments you can complete in your home.

Choose your own pace.

Earn your bachelor's degree on your time — and at your pace — because you pay tuition to World College only as you complete the upper-level semesters close to graduation. The faster you make it through, the less you pay. So you have an incentive to make your future happen quickly — yet the freedom to choose your own pace!

Send today for your FREE course catalog — and give yourself that future you've always wanted — with an electronics degree education from World College.



Take charge of your future in electronics.

Four Powerful Reasons To Connect With World College Today:

- 1. Earn your four-year degree!**
- 2. Self-paced training!**
- 3. Independent study in your home!**
- 4. Expert instruction!**

Give Me The Power!

Send me a FREE World College course catalog today!



(Please Print Neatly)

Name _____

Address _____

City _____

State, Zip _____

Phone () _____

Age _____

**For faster service, call
1-800-696-7532,
or call
1-804-464-4600.**

**Or fax this coupon to
1-804-464-3687.**



Lake Shores Plaza
5193 Drive, Suite 113
Virginia Beach, VA 23455-2500



Affiliated with
Cleveland Institute of Electronics
WAH22

PRODUCT TEST REPORTS

By Stephen A. Booth

Sony CCD-TRV30 Camcorder

Sony usually is known for firsts, but the company was a latecomer to the field of compact camcorders equipped with large, monitor-style, color LCD viewfinders. Better late than never, however, as shown by the *CCD-TRV30*, one of three new Handycam 8mm units with that feature. It's the entry-level model in the "TR" line—Sony's smallest and lightest camcorders, designed with the traveler in mind.

The inclusion of a flat-

corner's body, the pivoting LCD may be used as a waist-level viewfinder, in place of or to supplement the conventional, black-and-white, monocular-style viewfinder. But the 3-inch color screen also serves as a playback monitor, for viewing camcorder footage on the go.

In that mode, the display faces outward while lying flush with the body, and a built-in loudspeaker delivers the soundtrack. Families with children might tote a selection of entertainment programming, either pre-recorded or dubbed onto 8mm cassettes. An AC power adaptor/charger for the NiCd batteries is included; a DC cord for car/RV cigarette-lighter receptacles is an available option. Unlike other companies that market camcorders with color LCD screens, Sony does not offer an accessory TV-tuner pack.

FEATURES

With up to two and a half hours of recording time available on 8mm videocassettes in the "Standard Play" mode, it ought to be easy to keep the kids amused. Meanwhile, the *CCD-TRV30* has enough tricks to keep adults interested—but not so many tricks as to confuse.

Although it's an entry-level model, the Handycam has most of the desirable moviemaking and playback features, including

infrared remote control for lens-zooming and tape-transport functions. As you might expect, focus is automatic (TTL contrast-detection), as is white-balance (or color-temperature setting). There are no manual options here, although the backlight-compensation is user-selectable. Power zooming over the 12x range can be slow or fast, depending on the finger-pressure applied to the rocker-switch.

That's the only digital aspect of the lens: Otherwise, it's a purely optical zoom—no electronic magnification. (So-called "digital zooms" simply enlarge a smaller piece of the optical image, and sharpness is lost because fewer lines of resolution appear on your TV screen.) There's no digital or optical image-stabilization either—but because the LCD viewfinder encourages waist-level, two-hand shooting with the camcorder, camera-shake isn't much of an issue.

The "Program AE" (auto exposure) feature in the model covers the important bases for home moviemaking. The press of a button activates preprogrammed settings that optimize shutter speed and lens aperture for some typical shooting situations. Those include portrait closeups; a twilight mode for sunsets, fireworks, and other tricky-lighting scenes; a setting for sports action, and even a high-speed shutter mode (up to 1/4000-sec.).



CIRCLE 120 ON FREE INFORMATION CARD

The Sony CCD-TRV30 camcorder features a 3-inch, monitor-style, color LCD viewfinder.

panel color viewfinder brings that Handycam up to 3.25 pounds, yet makes especial sense in the TR line. When deployed from the left side of the cam-

The latter is the proverbial "golf-and-tennis" setting, designed to yield clear images for slow-motion playback (but only when recorded in bright light). A more important consideration, for professional-looking movies, is the Handycam's fade-in/fade-out feature. When the fader's activated (before recording and before pausing), sound and image appear and recede gradually. Other "trick" optical special-effects include mosaic pattern, psychedelic-like solarization, sepia tone, black-and-white, and negative reversal.

The crisp, 3-inch color LCD will be the focal point of the camcorder; the videographer may use that as a viewfinder when recording from behind the camcorder. When the LCD is deployed so, the conventional, eye-level monochrome viewfinder is disabled. The LCD also flips over 180-degrees so that subjects, perhaps even a remote-control video-




Fig. 1. As this vectorscope photo shows, phase is dead-on while chroma—just above the cross-hairs—is a bit oversaturated.

grapher, can monitor the composition from in front of the camcorder (despite the flip, the image in the LCD automatically rights itself). Only when the LCD faces the subject are both viewfinders active—on the assumption that the movie-maker might want to get back behind the camera to refine the composition.

The choice between LCD or conventional viewfinder

moviemaking, though, using the LCD can cut that time by half; you can expect 45 to 50 minutes if you use the eye-level viewfinder only. Those times reflect typical hands-on use—zooming, pausing, multiple starts and stops, etc. The battery takes about 90 minutes to charge from empty, and should be trickled-down before recharging. Sony does offer optional power-packs with greater capacity.

TEST RESULTS

The CCD-TRV30 endured through the usual battery of performance tests—cruel but fair—at the Advanced Product Evaluation Laboratory (APEL), an independent testing facility located in Bethel, Connecticut. Overall, the camcorder checked out as an able performer, though not a

TABLE 1—TEST RESULTS

Video Measurements	
Minimum Illumination:	0.9-lux
Resolution	
Video Output:	240 lines
Camera:	350 lines
Signal-to-Noise Ratio (Video Output)	
Chroma AM:	42.6 dB
Luminance:	42.2 dB
Signal-to-Noise Ratio (Camera)	
Chroma AM:	48.3 dB
Luminance:	41.9 dB
Color Contamination:	14 IRE
White Balance:	6 IRE
Streaking/Lag, Image Retention:	Excellent
Color Quality (see vectorscope photo)	
Phase Accuracy:	Excellent
Chroma Saturation:	Slight oversaturation
Minimum Focus Distance	
Telephoto:	30 inches
Macro:	¼-inch
Audio Measurements	
Signal-to-Noise Ratio:	57.8 dB
Maximum Output (built-in mic):	0.52-volts
Input Sensitivity (external mic):	2.2-m/volts

N.E.W.
National Electronic Wholesalers

CHIPS

Jerrod Compatible
 DP5, DPV5...as low as \$5.00
 DP7, DPV7 ..as low as \$7.00
 R2, V5, CFT modules from \$15.00
Scientific Atlanta
 Quick-Boards for:
 8550, 8570, 8580, 8590, 8600
 all as low as \$14.75
 ALSO AVAILABLE FOR TOCOM, PIONEER AND ZENITH

1-800-639-6369

CIRCLE 16 ON FREE INFORMATION CARD

record-setter. Sony already has plenty of those. As you examine the test results in the accompanying chart, keep the following in mind.

Minimum illumination rates the camcorder's ability to record in low light and still capture a viewable image. It won't, however, be a great image: There'll be snowy noise and murky color, and depth of focus will be very limited. But something will register.

Manufacturers specify minimum light in lux—the lower the number, the better. But it's a meaningless specification and a moot point, besides. Meaningless, because manufacturers don't all measure lux the same way, making comparison of "advertised" specs impossible. That might soon change, as a standardized rating for lux is in the works—in fact, APEL is one of the companies developing that specification with the Electronic Industries Association. Meanwhile, APEL's lux measurements are at least consistent and comparable. Sony's excellent 0.9-lux rating here is par for the course nowadays.

As for the lux specification being moot in this reviewer's eyes, it is because you'll seldom shoot in near-darkness. Even average household lighting yields better pictures. An accessory lamp is a good investment, if only to punch up colors.

Perhaps a more meaningful measurement for camcorders is signal-to-noise. It's measured under optimal lighting conditions and shows the amount of usable signal, for color (chroma AM) and brightness (luminance, black-and-white), above the threshold of electrical noise. On both video output (the on-tape recording) and

TABLE 2—FEATURES

Format:	8mm/NTSC
Record Modes:	SP only
Playback Modes:	SP and EP
Image Sensor:	1/4-in. CCD
Zoom Ratio:	12 × (optical)
Focal Length:	5.4mm-64.8mm (video) 39mm-468mm (35mm equivalent)
Viewfinders (2):	3-inch color LCD monitor (active matrix, 324 × 234 pixels) 1-inch monochrome electronic

camera (straight through-the-lens operation), the CCD-TRV30 is average here.

The signal-to-noise ratio for the camcorder's FM monaural audio is quite good. Moreover, the input sensitivity for the external microphone jack means you can equip this camcorder with just about any accessory mike, at a reasonable cost.

White balance rates a camcorder's ability to adjust to different temperatures of light, for example, sunshine or incandescent, and to reproduce white purely (and thereby, produce correctly-balanced colors). No problem here with the Sony's automatic adjustment.

Color contamination, on the other hand, was a bit high compared to other units. That test reveals the presence of unwanted color specks as found in a black-and-white test pattern. In a moving picture, though, the Sony's performance shouldn't be objectionable. The color contamination will probably be negligible even if you're doing close-up stills in the macro-mode (you can shoot from as close as 1/8-inch away; great for shooting those butterflies, coins, or stamps in your collection). Actually, APEL's Frank Barr suspects the unit's mediocre color-contamination rating is a by-product of this

camcorder's excellent resolution.

At 240 lines of horizontal resolution recorded to tape at the video output, the CCD-TRV30 hits the theoretical ceiling for the conventional 8mm format (Hi8, or high-band 8mm, can handle 400 lines). Resolution means sharpness, and it's gauged by the number of image-making lines the camcorder records, in picket-fence fashion across your TV screen.

By way of comparison, a live TV broadcast, the sharpest kind, delivers about 330 lines of resolution. That is the quality you can expect from the CCD-TRV30's resolution in camera mode. Normally, test reports don't make much of camera resolution, because it's the videotaped image most people care about. However, given the popularity of home multimedia computers, and the proliferation of video boards that permit frame-capture (and even motion-video recording), APEL and **Popular Electronics** believe that the camera resolution will be an item of serious concern to computer and video enthusiasts on a go-forward basis.

Image retention, APEL's test for streaking/lag, looks for flares or tails of light and color that trail behind the highlights of a moving sub-

ject. You'll see that on live TV particularly in ball games when light reflects off shiny helmets. That artifact is virtually nonexistent in home camcorders.

That brings us to color quality, defined by phase accuracy and chroma saturation. Each is measured using the color red—the most difficult for video to reproduce. The phase-accuracy portion of the test looks for deviation from true red, toward magenta or yellow. Chroma saturation gauges depth, or intensity of hue.

As the vectorscope photo in Fig. 1 shows, phase is dead-on while chroma—just above the cross-hairs—is a bit oversaturated. Saturation, over and under, does affect a picture visibly. If you find the slightly-richer red image that results to be bothersome, you can fix it in the mix by resorting to the color controls on your TV monitor.

Otherwise, sit back and enjoy some very nice pictures—not a little bit influenced by the CCD-TRV30's angle of view. The wide-angle setting (5.4mm) is the equivalent of a 39mm lens in a still-photo 35mm film camera; slightly wider than normal—just enough to squeeze in all the family during tight-quarters shooting indoors—yet not so wide as to distort, contort, or insult those relatives on the periphery.

The Sony CCD-TRV30 camcorder has a suggested retail price of \$1099. For more information on the unit, contact the manufacturer directly at the address given below, or circle no. 120 on the Free Information Card.

FOR MORE INFORMATION

Sony Electronics, Inc.
Sony Drive
Park Ridge, NJ 07656

Be a high-paid computer service technician

Train With NRI — America's #1 Choice in Computer Training

Only NRI gets you inside a powerful 486DX2/66 MHz Intel-based computer system you keep—giving you the hands-on experience you need to work with, troubleshoot, and repair today's most widely used computer systems. There's no more affordable way to start a money-making career, even a business of your own, as a computer service technician.

Rely on the original — NRI

Over a decade ago, NRI pioneered at-home training in computer servicing. Today, NRI offers the *only* computer servicing course with real-world experiments using state-of-the-art computer equipment and professional diagnostic tools.

There's no doubt about it: Working "hands-on" with all the most sought-after technology gives you practical skills and lasting confidence. Performing key tests and demonstrations, you're able to see for yourself how things work, what can go wrong, and how you can fix it.

Train with and keep the most advanced computer in home study today

NRI's unique training has you explore a top-notch computer system and its peripherals, beginning with the 486DX2 Intel CPU and Pentium Overdrive-ready motherboard.

Your computer features 8 meg RAM, 420 meg hard drive, and fax/modem to store, receive, and send huge amounts of data.

You'll also appreciate the brilliant display of your Super VGA color monitor, the drama of your CD-ROM drive and 16-bit sound card, as well as the cutting-edge technology of Windows 95.

Plus learn to use Ultra-X professional diagnostic hardware and software to pinpoint problems on any IBM-compatible machine.

No experience needed, NRI builds it in

Studies show that jobs for computer service technicians will be up by 38% in the next 10 years. Even if you've never worked with

NEW!
486DX2/66 MHz
Multimedia PC and
Windows 95



YOU GET EVERYTHING YOU NEED FOR SUCCESS

POWERFUL 486DX2/66 MHz INTEL-BASED COMPUTER

Features IBM compatibility, 8 meg RAM, Pentium Overdrive-ready motherboard, and math coprocessor

SUPER VGA COLOR MONITOR

With .28mm dot pitch for high-resolution graphics and tilt-swivel base

420 MEG HARD DRIVE

For greater data storage capacity and data access speed

EXCITING MULTIMEDIA PERIPHERALS

Double-speed CD-ROM drive, 16-bit sound card with speakers, and reference CD

FAX/MODEM

Gives you access to a world of on-line information

ULTRA-X DIAGNOSTIC PACKAGE

R.A.C.E.R. plug-in card and

QuickTech-PRO software help you detect problems on virtually all IBM-compatible machines, even if computer is 5% operational

NRI DISCOVERY LAB

Complete breadboarding system lets you design and modify circuits, diagnose and repair faults

DIGITAL MULTIMETER

Professional, hand-held test instrument for quick and easy measurements

WINDOWS 95

The time-saving operating system that everyone will be using tomorrow

computers before, NRI's interactive training builds such a solid foundation of know-how and practical experience that tomorrow's jobs can be yours.

Right from the start, hands-on experiments reinforce concepts presented in NRI's bite-sized lessons. And because your work is reviewed by your personal instructor, you know for certain that you can apply theory to real-world demands.

FREE NRI catalog tells more

Send today for your free, full-color catalog describing every aspect of NRI's innovative computer training in the up-and-coming field of your choice.

IBM is a registered trademark of the IBM Corporation. R.A.C.E.R. and QuickTech-PRO are registered trademarks of Ultra-X, Inc.

If the coupon is missing, write to: NRI Schools, McGraw-Hill Continuing Education Center, 4401 Connecticut Avenue, NW, Washington, DC 20008.

SEND TODAY FOR FREE NRI CATALOG!



McGraw-Hill Continuing Education Center
4401 Connecticut Avenue, NW, Washington, DC 20008



Check one FREE catalog only

MICROCOMPUTER SERVICING

- Computer Programming
- TV/Video/Audio Servicing
- Desktop Publishing & Design

- LAN Specialist
- Bookkeeping and Accounting
- Programming in C++ with Windows

Check for details on career courses approved under GI Bill

Name (please print) _____

Age _____

Address _____

City _____

State _____

Zip _____

Accredited Member, National Home Study Council

0018-1095

RETAILERS THAT SELL OUR MAGAZINE MONTHLY

Alaska

Frigid North Co.
1207 W. 36th Avenue
Anchorage, AK 99503

Alabama

Radio Distributing Supply
121 East Broad Street
Gadsden, AL 35903

Arizona

Dalis Electronics
2829 E. McDowell Road
Phoenix, AZ 85008

California

California Electronics
221 N. Johnson Ave.
El Cajon, CA 90202

Signal Electronics
22307 Ocean Avenue
Torrance, CA 90505

Ford Electronics
8431 Commonwealth Avenue
Buena Park, CA 90621

All Electronics
14928 Oxnard Street
Van Nuys, CA 91411

Gateway Electronics of CA
9222 Chesapeake Drive
San Diego, CA 92123

Mac's Electronics
191 South "E" Street
San Bernardino, CA 92401

Electronics Warehouse
2691 Main Street
Riverside, CA 92501

Orvac Electronics
1645 E Orangethorpe Ave.
Fullerton, CA 92631

Sav-On Electronics
13225 Harbor Blvd.
Garden Grove, CA 92643

Marvac Dow Electronics
980 S. A Street
Oxnard, CA 93030

Kandarian Electronics
1101 19th Street
Bakersfield, CA 93301

Whitcomm Electronics
105 W. Dakota #106
Clovia, CA 93612

Marvac Dow Electronics
265-B Reservation Road
Marina, CA 93933

Minuteman Electronics
37111 Post St., Suite 1
Fremont, CA 94536

HCS Electronics
6819 S. Redwood Drive
Cotati, CA 94931

Halted Specialties Co.
3500 Ryder Street
Santa Clara, CA 95051

JDR Micro Devices
2233 Branham Lane
San Jose, CA 95124

Metro Electronics
1831 J Street
Sacramento, CA 95814

The Radio Place, Inc.
5675-A Power Inn Road
Sacramento, CA 95824

HSC Electronics
4837 Amber Lane
Sacramento, CA 95841

Colorado

Gateway Electronics of CO
2525 Federal Blvd.
Denver, CO 80211

Centennial Electronics
2324 E. Bijou
Colorado Sps., CO 80909

Connecticut

Signal Electronics Supply
589 New Park Avenue
W. Hartford, CT 06110

Electronic Service Prod.
437 Washington Avenue
North Haven, CT 06473

Georgia

Norman's Electronics, Inc.
3653 Clairmont Road
Chamblee, GA 30341

Idaho

The Current Source
5159 Glenwood
Boise, ID 83714

Illinois

Tri State Elex
200 W. Northwest Hwy.
Mt. Prospect, IL 60056

Maryland

Mark Elec. Supply Inc.
5015 Herzel Place
Beltsville, MD 20705

Massachusetts

U-Do-It Electronics
40 Franklin Street
Needham, MA 02194

Michigan

Purchase Radio Supply
327 East Hoover Avenue
Ann Arbor, MI 48104

The Elec. Connection
37387 Ford Road
Westland, MI 48185

Minnesota

Acme Electronics
224 Washington Avenue N.
Minneapolis, MN 55401

Missouri

Gateway Electronics Of MO
8123-25 Page Blvd.
St. Louis, MO 63130

New Jersey

Lashen Electronics Inc.
21 Broadway
Denville, NJ 07834

New York

Computrs
7 Great Jones Street
New York, NY 10012

Sylvan Wellington Co.
269 Canal Street
New York, NY 10013

Unicom Electronics
Valley Plaza
Johnson City, NY 13790

Ohio

Philcap Electronic Suppliers
275 E. Market Street
Akron, OH 44308

Oregon

Norvac Electronics
7940 SW Nimbus Avenue
Beaverton, OR 97005

Portland Radio Supply
234 S.E. Grand Avenue
Portland, OR 97214

Texas

Tanner Electronics
1301 W. Beltline
Carrollton, TX 75006

Mouser Electronics
2401 Hwy. 287 N
Mansfield, TX 76063

Electronic Parts Outlet
17318 Highway 3
Webster, TX 77598

Virginia

Elec. Equipment Bank
323 Mill Street, N.E.
Vienna, VA 22180

Cain Electronics Co.
1530 Ingleside Road
Norfolk, VA 23502

Washington

Amateur Radio Supply Co.
5963 Corson Ave., Ste 140
Seattle, WA 98108

Wisconsin

Appleton Electronic Dist.
205 W. Wis Avenue
Appleton, WI 54911

Wyoming

Chris Supply
2007 S. Douglas Hwy., Ste. C
Gillette, WY 82716

**If you'd like to sell our magazine in your store,
please circle 180 on Free Information Card.**



GHOST VOICES:

Exploring the Mysteries of Electronic Voice Phenomena

Are the dead communicating with us through electronic means?

BY KONSTANTINOS

Since the invention of the tape recorder, people all around the world have taped various sounds for various reasons. But occasionally, what's heard on the resulting tapes is not exactly what was expected. Sometimes, phantom voices appear.

What do the voices say? Well, those who research Electronic Voice Phenomena (EVP) claim that the paranormal voices are relaying information about the "afterlife." That's right, many believe that through such recordings, we can receive messages from the

dead. However, there are those investigating the voices on the tapes who think that psychokinesis, or the ability to affect physical matter with the mind, might explain the phenomena. Some feel that the voices were simply auditory hallucinations caused by a noisy tape recorder. And of course, there are those who consider EVP tapes to be pure hoaxes.

What's really going on here? Are the dead trying to break through the veil between the worlds? We'd like to let you be the judge. You see, it's possible to recreate the experiments carried

out by EVP researchers right in your own home. So, this Halloween, break out the old tape recorder; you just might be able to solve the mystery.

The Beginning. It's not possible to know for certain when the first "ghost voices" were recorded, because the first individuals to accidentally record the voices might not have recognized the bizarre speech patterns that EVPs can assume. As a result, the first people to record the phenomena probably discarded their recordings as "being filled with noise." We do know, however, of two separate instances of documented first recordings of EVPs. We'll look at the most famous of those first.

On a summer day in 1959, a producer of documentaries by the name of Friedrich Jurgenson took his tape recorder out to the Swedish countryside to record some birds singing. When he played his tape back later, however, Jurgenson found that the chirping birds on his tape were accompanied by a mysterious commentator (speaking in Norwegian) who had much to say on the subject of bird song. Jurgenson was instantly fascinated, and checked to see what radio programs were broadcast in his vicinity at that time, just in case his recorder was somehow picking up radio signals. His search came up empty—he could find no program having to do with bird song that was broadcast at the appropriate time.

Faced with a mystery, Jurgenson started holding open-air taping sessions in hopes of catching more phantom voices on tape. He was successful on many occasions, and published his results in Sweden, claiming that not only was he getting messages from voices that called him by name, but from those that claimed to be deceased individuals that he knew or was related to! With those claims, an absolute obsession filled many in Europe, who immediately started holding their own taping sessions.

In 1965, Jurgenson's research attracted the attention of a psychologist by the name of Dr. Konstantin Raudive, and the two began to work together. Using some of the methods described in this article, those two EVP researchers began to gather hundreds of ghost voices on tape. Many

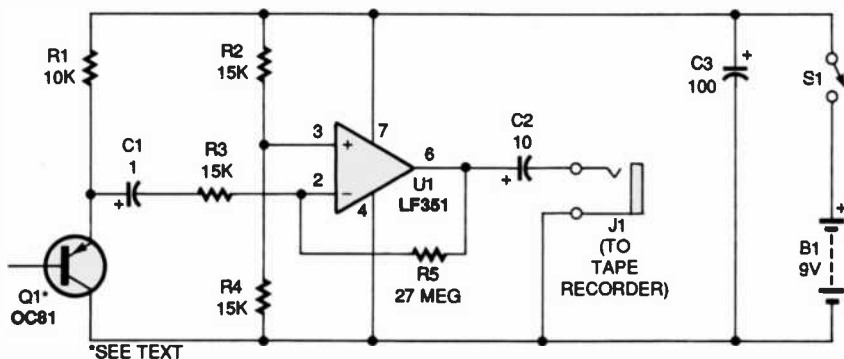


Fig. 1. Instead of recording ghost voices off an unused radio frequency, you can use this white-noise generator to simulate the noise. The OC81 transistor can be replaced with any PNP germanium transistor, or with a germanium diode.

of the voices called the two by name, and related pieces of information that were of personal interest to the researchers. Later on, as the two began to drift apart in their research, Raudive began working with physicist Alex Schneider to improve his taping results (we'll look more at the work of Raudive later).

The results of Raudive's experiments with Jurgenson, as well as those of his later work with various physicists and technicians, were published in his book, *Breakthrough* (see the Suggested Reading Box for more information). When the book was published in 1971, Raudive also made available to the public a recording of some EVPs. He did that for two reasons: First, he wanted to prove that he was actually getting results. Second, the voices are hard to recognize at first, and Raudive knew that the record would familiarize listeners with the bizarre rhythms of EVPs (see the listening tips at the end of this article).

As a result of the publication of *Breakthrough*, most EVP researchers in the world consider Jurgenson to be the discoverer of the phenomena. However, there is evidence suggesting that a "supernatural" taping session might have occurred in the United States years before the famous bird-song tape was made. What is that evidence? Well, approximately two months before Jurgenson announced his findings in 1959, two psychical investigators, Raymond Bayless and Attila von Szalay, published a paper in the *Journal of the American Society for Psychical Research*, describing the results of a three-year experiment they completed.

It all started when the two men

heard that a psychic in their area, named Sophia Williams, was allegedly able to make a disembodied voice appear on a tape. They were fascinated by the possibility, because Szalay claimed to have gotten similar results in the past, accidentally. When the two looked into Ms. Williams' alleged abilities, however, they found her to be little more than a fraud who had mastered ventriloquism. Their interest in the possibility of causing voices to appear on a tape did not go away with that setback, though.

Bayless and Szalay set up a studio in 1956 to carry out their research. In it, they built what they called a "special wooden cabinet." It was in that reduced-noise environment that they set up a microphone, the cable of which ran out to a tape recorder and speaker in the main room. While the tape recorder was recording, Szalay would sit in the cabinet; Bayless would sit outside and listen for strange noises coming over the speakers. The two were not sure what caused the voices they were looking to record, but Szalay was sure that he had somehow "caused" them to manifest on tape before, and by sitting in the cabinet, hoped to do so again.

Bayless would hear strange noises come over the speaker, but never anything distinct. Finally, on December 5, 1956, after a typical session of hearing little more than bizarre noise, the two played back their session tape to find a clear voice saying: "This is G." Bayless did not hear that voice while Szalay was in the cabinet, but only during playback.

Soon after, the two discovered that they could record the strange voices without Szalay being in the cabinet at

all. Similar to the discoveries of Jurgenson and Raudive, Bayless and Szalay found that the voices would answer questions and even claim to be deceased individuals that they knew. Also, what's most interesting about the claims of both sets of researchers is that many of the voices "proved" that they were who they claimed to be, revealing bits of information that only the deceased individuals would know.

Raudive's Breakthroughs. Even though Jurgenson and Raudive were not the first to document the recording of EVPs, they are still considered the first men responsible for the serious scientific study of the phenomena. That is mostly because of Dr. Raudive's constant efforts to come up with more advanced ways of recording the voices, and his publishing of those methods in *Breakthrough*, which carried the intriguing subtitle: *An Amazing Experiment in Electronic Communication with the Dead*.

The publication of that book in both German and English ensured that a good majority of the scientific community (and a great number of casual readers) would be exposed to both the existence of the voices and the several different methods of recording them. In fact, the book contained much more than details of Raudive's experiments; it contained various letters from scientists all around the world who tried those experiments on their own and got the same results!

Modern equivalents of the experiments carried out in the late 60s and early 70s will each be examined closely later on, so that you could repeat them for yourself. But for now, let's cover some basic facts that Raudive uncovered, and the system of analysis he used to do so.

In a period of nine years, ending with his death in 1974, Raudive managed to record and catalog well over 70,000 voices. In fact, a good portion of his book (approximately 270 pages of it) consists of transcriptions of selected voice recordings. Each session would begin with Raudive (or on occasion, another researcher) stating the date and time on the tape. Then, someone in the room would either ask for the voices to speak, or would ask a particular question, sometimes addressed to a particular entity (whether

it was previously contacted or not). Strangely, the best results were achieved when the researchers present asked in all seriousness for the voices to speak. You might want to keep that in mind for when you do your own experimenting.

Of course to many, the initial questioning that Raudive often did seemed to resemble a sort of seance. A traditional seance is when a group of people gather to help a psychic person—who acts as a medium—contact spirits. Raudive's sessions definitely had the same motive, and even had a non-living medium—the tape recorder. But what separates the Raudive sessions from seances is obvious: scientific evidence. When Raudive completed a taping, he had tapes that evidently contained voices.

Raudive felt certain that the voices he was receiving were in fact from the dead, and made his feelings very clear to the scientific community, both in person and through his book. As I mentioned earlier, there were those who attributed Raudive's recorded voices (and all EVPs) to either unconscious, psychokinetic manipulation of the tape, hallucinations caused by background noise, or just plain hoaxes. Raudive maintained that his recorded voices could not be explained by any of those theories.

Let's look at the first explanation—psychokinesis. A strong argument against that explanation is that the mind of the researcher could not be responsible for any voices that are recorded in foreign languages. Although the majority of voices received by Raudive and his colleagues were in languages that at least some of them could understand, there were instances when the language used was foreign to all present. Also, it seems improbable that the subconscious mind could relate verifiable facts to the researcher, without his or her prior knowledge of them. Many individuals record voices that tell them of things they never even heard of, let alone knew anything about.

As for the possibility that the voices are little more than complex hallucinations, statistically, it is improbable that seven or eight people listening to a tape in a room could all imagine that the same words were being spoken. The odds of mass hallucination

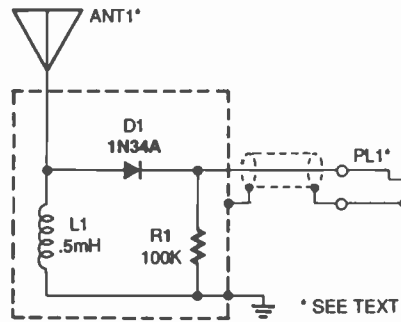


Fig. 2. While how or why it works can not be easily explained, this diode circuit can be used to record the clearest ghost voices. Make sure to use a good earth-ground connection for best results.

become even more remote when we consider the fact that Raudive played certain tapes for hundreds of people. Of course, all who listen to EVPs have to grow accustomed to the bizarre speed and rhythm of the voices (more on that later), but once that initial "training" is completed, hearing them is easy. Also, the chance that the voices are mere hallucinations was ruled out by the voice-print analysis performed by several independent scientists over the past two decades—the sounds carry the distinct characteristics of voices.

Now, for the argument that EVPs are hoaxes. Researchers have been accused of perpetrating hoaxes both intentionally and unintentionally. An intentional hoax would be if a researcher somehow generated the voices and claimed that they came "from beyond." Raudive and others have used, in the presence of many skeptics, brand-new tape recorders and tapes to prove that they were recording right on the spot whatever would manifest on the tape, thereby minimizing any chance of fraud.

What about an unintentional hoax? That would be if a researcher were somehow picking up radio broadcasts and was immediately attributing them to the voices of spirits. To prove that was not the case, Raudive and others have simply pointed to what the voices are saying. A ghost voice will often actually address individuals in the room using their first, and sometimes last, names. The chances of such statements coming from a broadcast station are virtually nonexistent.

So what did the voices say? Considering the enormous number of mes-

sages Raudive and others have received, perhaps asking what they *didn't* say would be a more appropriate question. The information those voices relayed varies from hints of better recording techniques that Raudive should try, to personal messages from familiar voices of loved ones, to descriptions of the surroundings the voice-entities "live" in!


Here are sample quotes of entities, taken from Raudive's book. This first group is from relatives. Note how bizarre the phrasing of some of the sentences used by voice-entities is:

"Konstantin, here is your mother."

"Don't cry, here is Tekla... Tekla, your sister."

"Flying in earnest to earth to Konstant. Brother, this interests mightily. Alexis!"

That last name was indeed that of Raudive's brother. It's interesting to note that among all the tapes, the



Can an ordinary microphone like this be used to record the voices of the dead? Try it and see!

voices used several different nicknames for Raudive that the people they claimed to be used when they were alive: Kosta, Kosty, and Konstant were some of them.

Let's look at some more voices from various entities, commenting on different topics:

Once, a psychologist was in the room with Raudive, and was acting very skeptical, to the point where the voices said: "Chase the old man away, Konstantin!" The voices on other occasions commented on the skepticism that was being displayed as the tape was rolling. They said: "There are no people, no attentive people."

The voices often gave recording advice to Raudive and his assistants as well, mostly in the form of simple tips. Once, an experimenter in the room was considering keeping his radio

tuned to a particular frequency for use as white noise (more on that later). The voice on the tape agreed, saying: "Hold the wavelength, brother! Marvelous!" Another time, when there was only a little tape left during a session, the researchers felt they should go on using it after they played back their latest take. The voice apparently disagreed, saying, "Good Morning! Take a new tape, dear Konstantin."

Finally, before we move on, let's look at some mixed views on the afterlife, which the voices had to share:

"The dead live, Konstantin."

"God, Konstantin, we are happy."

"It's terribly good here."

"Kosti, it is really strict here."

"...we are all forgotten."

"City of the dead."

"There are many moments here."

Those who have heard the voices for themselves, and who have examined the preceding facts that Raudive's research uncovered, often draw the conclusion that the voices can be nothing other than what they claim to be.

There's no need to take our word for that, however. It is not that difficult to recreate the experiments and see for yourself. So read on with an open mind, because we're about to explore the techniques you can use to record and hear the voices.

Microphone Method. The "microphone method" is by far the easiest of the techniques that you can use. In its most basic form, that technique of recording the voices consists of simply plugging a good-quality microphone into the mic input of a tape recorder, moving the microphone far away from the recorder (to cut down on machine noise), inserting a tape into the machine, and hitting the record button. Then ask the voices to speak, and try to keep the room as quiet as possible during the rest of the recording process.

The first EVPs were recorded using that method, and clear voices can be caught on tape with it. However, you will have to go through a lot of tape before you find the real loud ones. For the most part, you will be left with many whispery voices that are difficult to understand, with only an occasional clear one popping up.

A way of improving the results of the

microphone method is to use an electret condenser microphone connected to a low-noise, high-gain pre-amplifier. However, before looking into acquiring such equipment, keep in mind that most researchers only use the microphone method as an introduction to EVP recording. There are much better ways to get those elusive voices.

Radio Method. The "radio method" is another simple way of obtaining paranormal voices, and like the microphone method, you most likely have all the equipment you need. In Raudive's day, that technique required connecting the output of a radio to a reel-to-reel tape recorder. Now, you can find in almost every home some kind of radio with a tape recorder built in, whether it's part of a large stereo system or a portable.

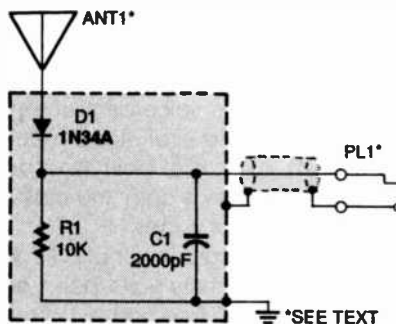


Fig. 3. Some researchers prefer this diode circuit to the one shown in Fig. 2. They claim that voices of "higher frequencies" can be received with it.

Place a fresh cassette into the recorder and turn on the radio. Tune on either the AM or FM bands and try to find a part of the band with nothing but "white noise" (the familiar rushing sound you hear when you tune to an unused frequency). When you're sure that no stations are broadcasting there, press the record button. For reasons we'll get into later, keep your sessions to about five minutes.

The quality of the voices received using this method are certainly much better than that of the ones recorded by microphone. Some of the weaker EVPs sound as if they are created by a "bending" of the white noise, but they are often still understandable. The louder voices received this way sound as if they are speaking over the noise itself.

As we saw earlier, critics of the radio

method of recording argue that the voices could be stray broadcasts. Of course the nature of the messages received makes an argument against that assumption. But still, it might be easier to prove to others that what you're getting are truly paranormal voices if you don't use a radio. For that reason, you might want to use a different source of white noise.

White-Noise Method. Figure 1 shows the schematic for a simple white-noise generator. The circuit is powered by a 9-volt battery, B1. An LF351 op-amp, U1, is configured as a high-gain amplifier. Unstable noise generated by the OC81 germanium transistor, Q1, is amplified by U1, filtered by C2, and output at jack J1.

The circuit can be built on either perforated board or on a PC board, if you can design your own. All the parts, except for the germanium transistor, should be simple to find. If you can't locate the OC81, any other PNP germanium transistor can be used; or, you could substitute a 1N34A germanium diode, which is available from Radio Shack (catalog no. 276-1123) as well as some other sources. Install the resistors and capacitors, and then the transistor and IC. Double-check the orientation of the components before attaching a cable to J1 and connecting it to the line input of your tape recorder. Then, turn on power switch, S1.

The unit should now be producing white noise. Press the record button on your tape recorder, record a few seconds, and play it back to make sure. You should hear an irregular noise "stream" on the tape. If not, check your circuitry again. When you have it working, try a five minute session to see what voices you get.

Diode Method. According to Raudive and the researchers who would come after, the "diode method" is the best way to record EVPs without using advanced filtering (definitely a topic for another article). Several different circuit designs were used for that method, but we will only look at two of them here.

The first of those is shown in Fig. 2. A paranormal signal is believed to be picked up by ANT1, which is made of a three-inch piece of stiff wire (a straightened paper clip is ideal). What

Raudive considered a slightly tuned coil, L1, is a 0.5-mH choke coil. How those components work with the resistor and germanium diode is pretty unclear. The whole circuit resembles an early "cat-whisker" radio design, but you will most likely find that the messages received on the miniature antenna are not being broadcast by a radio station. If for some reason you do pick up something that sounds like radio interference, try either shortening the antenna or moving to another room.

The whole circuit should be enclosed in an aluminum project case, to provide shielding. You could still get results without shielding, but there will be a lot of hum heard on the tape. Wire the components as shown, and drill a hole in the case for the antenna to stick out. Wrap some insulating material around the base of the antenna so that it does not come into electrical contact with the enclosure. Connect the shielded cable to the circuit and case as shown in the figure; use a plug for PL1 that matches your tape recorder's input.

A good earth ground is required for the circuit to work properly. Solder an alligator clip to one end of an insulated wire, wrap the other end around a screw on the enclosure and solder it (that will ensure a good mechanical and electrical connection). Before you use the unit, attach the alligator clip to something that will provide a ground connection (*i.e.* a cold-water pipe). Then, all you have to do is plug the unit in, and hit record.

Another diode schematic is shown in Fig. 3. That unit does not use a coil at all, but includes a capacitor. The antenna insulation and grounding tips given for the other diode circuit still apply here. Once again, the entire circuit is mounted in an aluminum project enclosure, and is connected to a tape recorder in the same fashion as the last one. According to Raudive's colleagues, the second unit helps you pick up "higher-frequency voices," although what was meant by that statement is unclear.

How to Hear the Voices. Once you've done your recording, using one of the previously mentioned methods, you will have to have some idea of what you will be listening for on the resulting tapes. Most EVPs are



Combination radiotape recorders like this one make the radio method of recording voices simple to experiment with. Just insert a tape, tune in an unused frequency, and press record.

faint and difficult to make out, and you won't want to accidentally pass over them.

First of all, no matter which of the methods described in the preceding sections are used, keep your recording sessions short. You will need to play back each minute of tape several times in order to "catch" the sometimes elusive voices. The ideal time for each recording period after each question you ask is approximately five minutes. And you might go over that section of tape for an hour before you make out any of the voices for the first time!

Of course, not every "take" will result in your "catching" any EVPs. In an experiment carried out by New York City's CBS affiliate, WCBS, and aired as part of their late news, it took a couple of hours before a really clear voice could be heard. But as that demonstration showed, with perseverance, experimenters can get results. So, don't get discouraged if you can't make out the voices right away.

SUGGESTED READING

- Bander, Peter. *Voices from the Tapes: Recordings from the Other World*. Drake Publishers, New York, 1973.
- Raudive, Konstantin. *Breakthrough: An Amazing Experiment in Electronic Communication with the Dead*. Taplinger Publishing Company, New York, 1971.
- Rogo, D. Scott. *In Search of the Unknown*. Taplinger Publishing Company, New York, 1976.
- Sherman, Harold. *The Dead are Alive: They can and do Communicate with You*. Fawcett, New York, 1993.
- Welch, William. *Talks with the Dead*. Pinnacle Books, New York, 1975.

The voices are difficult to recognize at first, for a couple of reasons. One of the biggest ones is that they often seem to be talking at twice the speed that we normally do. That is only made worse by the fact that the syllables of each word are pronounced in a monotonous, metered fashion, with almost no accent or emphasis on any particular syllable.

You'd have the best chance of hearing the voices during playback if you put on headphones—preferably the type that cover the ear completely, as you don't want any outside noise distracting you. Turn up the volume to the loudest comfortable level. However, make sure that the volume isn't too loud, because that would tire your ears, resulting in a temporary loss of some of your ability to discern between subtle differences in sound. And you'll need all the sensitivity of hearing you can get for your first attempt at trying to make out those elusive EVPs on tape.

If you used the microphone method, listen for any faint rhythms against the silence. When you find one, play it back repeatedly. That is known as "developing" a voice. Unlike normal taped signals, an EVP will become stronger in volume and clarity if it is played several times or copied onto another cassette. The same holds true for voices recorded with the other methods.

For tapes made with either the radio or white-noise methods, just listen for anything in the background that sounds different than whatever noise you are using. As mentioned earlier, some voices will sound as if they are made from a manipulation of the noise, and some will sound louder. Again, develop any different-sounding noises through repeated playback, and maybe by copying them to another tape. That should make the messages somewhat easier to understand.

Finally, for tapes made with the diode method, prepare to be surprised. You should have the easiest time picking out the EVPs caught on tape with that method. However, you will still have to develop them somewhat for maximum clarity.

And that's all there is to it. If you still are skeptical, why not give it a try and see for yourself if those voices have anything to say to you!

Learn how and why astronomers are listening to the sounds of space.

BY KARL T. THURBER, JR.



RADIO ASTRONOMY

Most people know that astronomy is the study of the universe and the objects in it. When many of them hear the word "astronomy," however, they automatically assume that a form of "optical" science is being discussed—in other words, images of telescopes and eyepieces come to mind. But the study of the cosmos is not limited to visual means alone.

While the visible sky contains all the familiar constellations and the faint glow of our own Milky Way galaxy, there's another window to the universe open to anyone with the proper equipment. We are referring to the

"radio sky," which is speckled with radio sources that only rarely match the positions of visible stars. The branch of science that deals with the detection and study of those sources is radio astronomy.

Radio Astronomy—A History. In the early 1930s, a radio engineer named Karl G. Jansky tried to determine the causes of radio communications static on transoceanic telephone connections for Bell Telephone Laboratories. Jansky didn't locate any specific source of the static and interference. But he did note that as he turned his Bruce curtain

antenna toward the galactic plane of the Milky Way, he recorded an increase in static "hiss." After much testing and verification, he concluded that the source of the interference was from the direction of the center of the Milky Way.

Jansky's discovery didn't conclusively establish the existence of radio emissions from the sky (then quite a novel idea), and the broad beam of his antenna only vaguely suggested any details of those emissions on 20.5 MHz. As a result, his work didn't appear to create much interest, and Jansky

Photo courtesy of NRAO/AUI.



of a large part of the sky in 1944 based on his work. Jansky's and Reber's efforts are considered by many to represent the very foundations of modern radio astronomy.

In 1942, radar operators in England reported a new kind of "enemy jamming" observed on their then-new radar. Weak radar echoes became lost in the "grass" on their screens, as though swamped by noise from a powerful transmitter. Scientist J. S. Hey examined the reports and determined that the source of the "jamming" wasn't from an enemy station, but was coming from the sun, having noticed that a very large sunspot was crossing the sun's face at the time.

In the late 1940s, it was found that the radio waves picked up by Jansky and Reber came not only from the "nearby" Milky Way galactic neighborhood, but also from definite, more-distant points in the sky. It was as if individual stars were transmitting to us, even though there were no visible stars at those points. It was not until 1952 that those "radio stars" were correlated with visible objects. Even then, the objects were so faint that only the largest optical telescopes could find them.

Galactic Radio Emissions. There are several galactic radio emissions. The first type, discovered in 1932 by Jansky, is spread over a wide band of radio frequencies. It's produced when free electrons are scattered by collisions with heavier ions in the ionized interstellar gases surrounding hot, bright stars. (Some of the planets in our own solar system, including Venus, Jupiter, and Saturn, emit intense radio waves of thermal origin.)

A second type, synchrotron radiation, is emitted by energetic electrons as they rapidly spiral within the strong magnetic fields in the vicinity of supernova remnants. Some of the strongest radio sources in our galaxy are of that type.

A third type originates in interstellar matter. It radiates at discrete frequencies characteristic of the quantum jumps made by electrons in atoms and molecules, such as hydrogen and helium, in the interstellar medium.

Radio waves also come from beyond the Milky Way. Some extragalactic radio sources are detected

only by their radio emissions, while others are correlated with optically observed galaxies and other objects. Radio sources produce either "continuum radiation" that covers a broad range of wavelengths, or "line radiation" that is radiated at one specific wavelength, much like an optical spectral line.

Besides localized radio sources, there is also uniform low-level cosmic radio noise coming from every direction in the sky. That cosmic background radiation (CBR) lends support to the theory that the universe began with an explosive "big bang," rather than always having existed in an unchanging steady state having isotropic (uniform in all directions) characteristics.

The Electromagnetic Spectrum.

Before we go any further in our discussion, we should discuss the electromagnetic spectrum, which is an array of radiant energies. All those energies are electromagnetic particle-waves (photons) that propagate through space (see Fig. 1). Let's take a look at those energies in order of decreasing wavelength and increasing frequency:

Radio and Microwaves: The total usable radio and microwave electromagnetic spectrum generally is considered to extend from a few hertz (Hz) to at least 300 gigahertz (GHz). Scientists break up that almost unimaginably immense range of frequencies into smaller groupings for discussion and ease of understanding.

The radio and microwave spectrum is often classified into nine frequency bands; most bands are ten times as high in frequency as the band lying just below them in the spectrum. The lowest range is the group of frequencies known as the ultra-low frequencies (ULF), from zero to 3 Hz. Just above ULF lie the extremely low frequencies (ELF); they cover 3 Hz to 3 kHz. Above that, from 3 to 30 kHz, are the very low frequencies (VLF). Higher still are the low frequencies (LF), from 30 to 300 kHz.

From 3 MHz to 30 MHz are the high frequencies (HF). Above them are the very-high frequencies (VHF), from 30 to 300 MHz. The ultra-high frequencies (UHF) extend from 300 to 3000 MHz, or 3 GHz. From 3 GHz to 30 GHz are the

didn't immediately have the opportunity to pursue his discovery in depth.

Then, beginning in 1937 and continuing into the 1940s, an amateur radio operator, Grote Reber, W9GFZ, of Wheaton, Illinois built a backyard, 31-foot, parabolic dish antenna to continue Jansky's work. By "observing" VHF and UHF as high as 500 MHz, Reber discovered discrete regions of intense radio emissions, or static hiss.

Reber then plotted regions of the sky according to the intensity of the radio sources ("bright" radio objects that emit large amounts of radio waves over a characteristic spectrum). He ultimately published a map

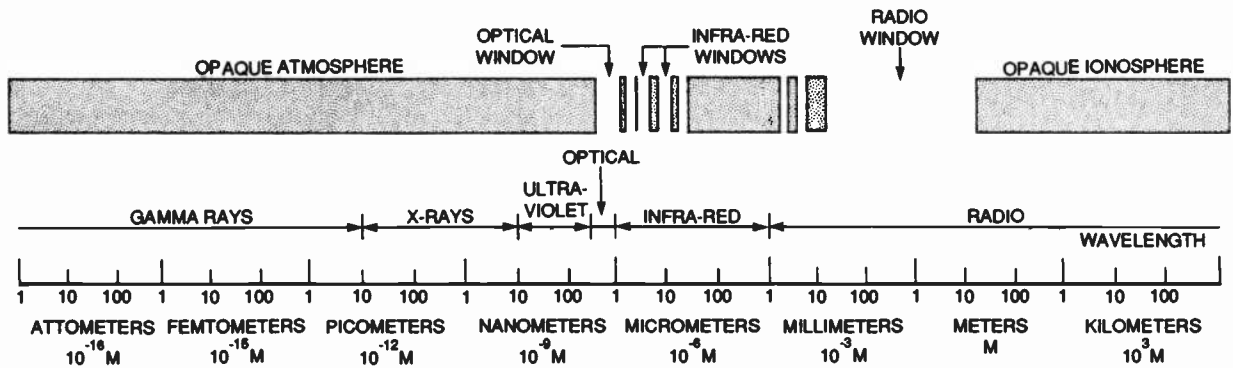


Fig. 1. The electromagnetic spectrum is an array of radiant energies. This illustration depicts the relative transparency of the earth's atmosphere and ionosphere at various wavelengths.

super-high frequencies (SHF), and from 30 GHz to 300 GHz, the extremely high frequencies (EHF). EHF often is referred to loosely as the millimeter-wave band, corresponding to frequencies between 30 and 300 GHz, or wavelengths between 1 millimeter and 1 centimeter.

Radio astronomers are concerned mainly with UHF and higher frequencies, notably microwaves. Microwaves are electromagnetic radiation having a frequency range from 1 to 300 GHz, corresponding to wavelengths from about 300 millimeters (30 centimeters) to 1 millimeter.

Radio astronomers conduct much of their work in that very promising region between wavelengths of 1 millimeter (just below the infrared region) and 30 centimeters—they generally prefer to use wavelength rather than frequency designators. That region is the so-called "cosmic window" of minimum sky noise. Signals on longer wavelengths (lower frequencies) tend to be obscured by background galactic noise; shorter wavelengths (higher frequencies) are obscured by photon noise. That window is narrowed for radio telescopes on earth, the upper half of the window being partially obscured by the earth's atmosphere (see Fig. 2).

Infrared: The common unit of measurement in this region is the Angstrom. The Angstrom is a unit of length equal to 10⁻¹⁰ meters that is used to measure the wavelengths of light and of other forms of radiation. Scientists generally prefer to use the nanometer (nm), often called a millimicron; 1 nm = 10 Angstroms, or 10⁻⁹ meters.

Infrared radiation (IR) is elec-

ASTRONOMICAL MEASUREMENTS

The Speed of Light: Radio signals travel at the speed of light. That is the speed of propagation of electromagnetic waves in a vacuum, a physical constant that's nominally 186,282 miles (or 299,793 kilometers) per second.

The Astronomical Unit: The astronomical unit (AU) is the basic unit used by scientists to measure distances within the solar system. It's the mean distance between the center of the earth and the center of the sun. One AU is about 92,956,000 miles (149,598,480 kilometers).

The Parsec: The AU is also used to a limited extent for interstellar distances through definition of the parsec (pc). Essentially, it's a unit of distance derived from parallax, being the distance at which a hypothetical star would have a parallax equal to 1 second of arc. In a distance-measurement sense, the parsec is a unit of length that's approximately equal to 206,265 Astronomical Units, 3.258 light-years, 1.917 × 10¹³ miles, or 3.085 × 10¹³ kilometers.

The Light-Year: Essential to convenient expression of interstellar distances is the light-year. The light-year is the distance traversed by light in one sidereal (star-based) year. That is about 5,879,000,000,000 (nearly six trillion, or 5.879 × 10¹²) miles, or 9.461 × 10¹² kilometers. ■

tronic radiation similar to, but of a somewhat longer wavelength than, visible light, which ranges from 400 nm (extreme violet) to 770 nm (extreme red). Infrared has a wavelength in the range of about 770 nm to 1,000,000 nm (1 millimeter). That range lies at frequencies less than that of red visible light and greater than that of microwaves. IR is thermal-based radiation, produced by a body

having a temperature above absolute zero.

X-rays and Gamma Rays: X-rays are invisible, highly penetrating electromagnetic radiation (photons) of much shorter wavelength than visible light. The wavelength range is from about 0.01 to 10 nanometers. Among other applications, x-rays are used in diagnostic medicine and in the study of crystal structure. In radio astronomy, x-rays come mainly from outside the solar system.

Gamma rays have very short wavelengths—less than 10⁻¹⁰ meters—and are the most energetic form of electromagnetic radiation known. They essentially are very energetic x-rays.

Cosmic Rays: Cosmic rays are streams of ionizing radiation of extraterrestrial origin. They consist chiefly of protons, alpha particles, and other atomic nuclei, but include some high-energy electrons. Those electrons might produce secondary radiation, mainly pions, muons, electrons, and gamma rays.

Radio-Astronomy Equipment. Two main problems face the radio astronomer seeking to study waves from some stellar object or region of the sky, which might be billions of light-years away. First, the signals usually are quite faint: the power level of the signals processed by radio telescope receivers is on the order of only 10⁻¹⁵ to 10⁻²⁰ watts.

Second, the beam width of the antenna is usually much greater than the angular size of the object, and the radiation it picks up might have come from many other objects in the region. Both difficulties, of signal strength and resolving power, call for very large,

AMATEUR RADIO ASTRONOMY

Is there anything left for the amateur to discover in radio astronomy? For microwave observations you'd need some special equipment, such as a parabolic dish antenna, a low-noise amplifier (LNA), and a low-noise microwave receiver—much like what you'd need in a good satellite TV setup.

On the other hand, less-complex gear is needed to observe radio emissions from the planet Jupiter. The Jovian signals are to be found mainly in the 18- to 26-MHz HF band. Many radio amateurs and shortwave listeners (SWLs) have successfully intercepted and recorded those signals using simple directional antennas and ordinary short-wave radios.

If you have an interest in radio astronomy and would like to become an amateur radio astronomer, consider joining the Society of Amateur Radio Astronomers, or SARA. SARA is inspired by the pioneering work of amateur radio astronomer and ham-radio operator Grote Reber.

SARA was organized in 1981 and has about 275 members worldwide. Though small, it probably is the largest amateur radio-astronomy group in the world. Its members are involved in solar radio astronomy, sky surveys, and other experiments. The group's yearly conference normally is held in June at the National Radio Astronomy Observatory (NRAO) in Green Bank, West Virginia.


Yearly membership is \$20 and includes a year's subscription to the SARA Newsletter. For more information, contact the SARA Membership Service, Vincent Caracci, 247 N. Linden St., Massapequa, NY 11758. ■

narrow-beam antenna systems.

To complicate matters, the character of the signals from the stars is similar to "receiver noise." That is, the signals usually consist of incoherent radiation whose properties don't differ appreciably from the noise originating in the receiver or from background radiation coupled to the receiver by the antenna.

Various sophisticated methods of detecting small-noise signals are used. In radio astronomy it's often necessary to select only that part of the noise that's coming from a small source in the sky, while disregarding a large proportion from a diffuse background of other sources.

The antennas and receivers used in present-day radio astronomy vary widely, so it's difficult to describe a "typical" arrangement. However, in



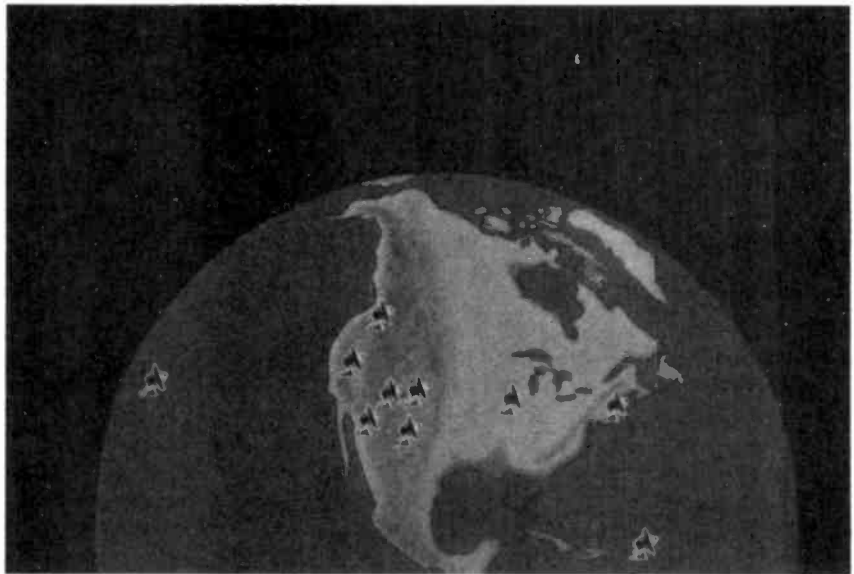
The National Radio Astronomy Observatory's Very Large Array near Socorro, New Mexico, has the equivalent resolution of a 22-mile-diameter telescope and consists of 27 radio dishes, each 85 feet in diameter (Photo courtesy of NRAO/AUI).

general, the antenna—of whatever type—intercepts and collects the radio signal from the celestial source. After preamplification at the feed-point, the signal is carried by cable to the main receiver, where it's selected according to frequency and amplified.

The intercepted signal is amplified further, detected, and integrated, and the output is displayed on an analog recorder or other device. It

also can be recorded in digital form on magnetic tape for further processing by high-speed computers. The final result usually is displayed by a large plotting machine.

Radio interferometers are special-purpose radio telescopes in which the mutual interference or reinforcement of signals is made to yield information. Interferometers consist of two or more separated antennas connected by transmission lines to one



The Very Long Baseline Array interferometer is an array of ten identical antennas, each about 82 feet in diameter, located at ten independent sites spread across 5,000 miles from the Virgin Islands to Hawaii. This system of coordinated telescopes can produce image resolutions better than any other instrument (Photo courtesy of NRAO/AUI).

receiver. The antennas used by interferometers can be placed close together or they can be thousands of miles apart.

The physical separation of antennas causes parts of the radio waves to reach the antennas at slightly different times. That offers the potential for high resolving power so the signals can be used to determine the position or diameter of a radio source, or to separate two closely spaced radio sources.

Another type of observation tool is a phased-array radio telescope, which has large numbers of relatively small antenna elements arranged in various configurations over a large area. That setup yields the effective sensitivity and resolution of a much larger antenna.

Finally, there are also radio telescopes, of American and European origin, that are in orbit above the Earth's surface and its atmosphere. Some are also carried aloft on Space Shuttle missions. Those telescopes are very useful because far-infrared radiation, far-ultraviolet radiation, x-rays, and gamma rays cannot easily penetrate the earth's atmosphere.

Major Radio Telescopes. A number of observatories worldwide investigate extraterrestrial radio phenomena. Overseas, those include the Radio Astronomy Center at Ootaca-



Some telescopes, such as those for the millimeter-wave region, are studying ultra-short-wave parts of the spectrum for the first time. One of those telescopes is the 36-foot millimeter-wave radio telescope at the Kitt Peak National Observatory near Tucson, Arizona (Photo courtesy of NRAO/AUI).

mund, India; the Max Planck Institute for Radio Astronomy at Effelsberg, Germany; the Nuffield Radio Astronomical Laboratories at Jodrell Bank, England; the Mullard Radio Astronomy Observatory at Cambridge, England; and the Special Astrophysical Observatory at Zelenchukskaya, Russia. There also are many others—over 25 countries have major, world-class radio telescopes.

Various arrays of radio telescopes can provide unprecedented image resolution and signal sensitivity. In the United States, such observatories include the National Radio Astronomy Observatory (NRAO) Very-Large Array (VLA), on the plains near Socorro, New

AMATEUR RADIO-ASTRONOMY SUPPLIES

If you want to pursue amateur radio-astronomy projects, it's normally pretty expensive stuff—at least as expensive as amateur radio. However, a small Georgia firm offers everything from radio telescopes to amplifiers, bandpass filters, feed horns, mixers, A/D converters, noise sources, software, and various "how to" publications on amateur radio astronomy.

Two popular radio telescopes are offered. One is a 1420-MHz hydrogen-line radio telescope. It consists of a cylindrical feed horn, low noise amplifier (LNA), converter, 70-MHz IF amplifier, detector and integrator, and DC amplifier, for \$625.

A similar system for 600 MHz, which uses a dipole instead of a feed horn and a slightly different converter, is \$600. Spectral-line radio telescopes are also available.

For a brochure, contact Jeff Lichtman, 190 Jade Cove Dr., Roswell, GA 30075; Tel. 404-992-4959. ■

Mexico that reportedly is the most powerful phased-array radio telescope system in the world. The VLA has the equivalent resolution of a 22-mile-diameter telescope and consists of 27 radio dishes, each 85 feet in diameter. When the dishes, which can be moved along 12-mile-long railroad tracks, are connected together electronically, they effectively act as a single antenna over 3000 feet across.

Another array is the new Very-Long Baseline Array (VLBA) interferometer. It's an array of ten identical antennas, each about 82 feet in diameter, centered in New Mexico but actually located at ten different interconnected sites spread across 5000 miles from the Virgin Islands to Hawaii. That system of coordinated telescopes can yield image resolutions better than any other instrument.

Some telescopes, such as those designed for the "millimeter-wave" region, are studying ultra-short-wave parts of the spectrum for the first time. One of those is the 36-foot millimeter-wave radio telescope at the Kitt Peak National Observatory near Tucson, Arizona. It's the first radio telescope to look at the universe at wavelengths as short as 1 millimeter.

Not to be overlooked is the Arecibo Observatory in Puerto Rico, with its 1000-foot dish. That dish is actually a fixed spherical reflector suspended

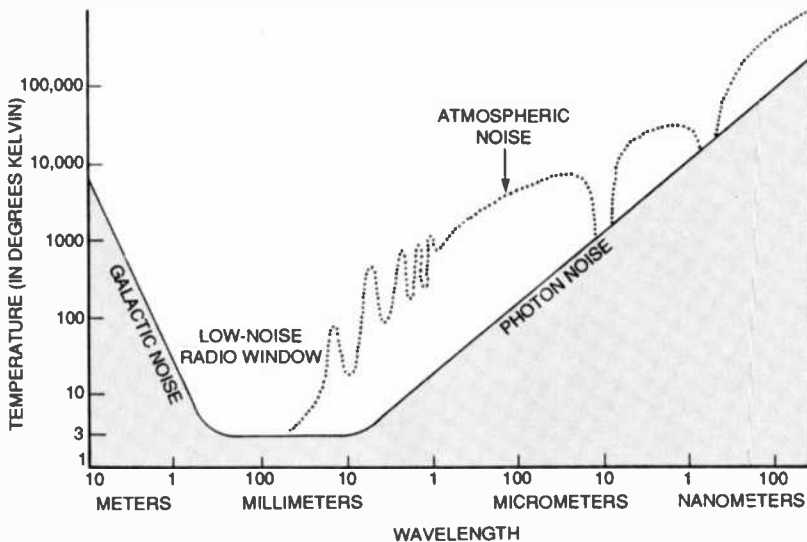


Fig. 2. Radio astronomers conduct much of their work in the promising region between wavelengths of 1 millimeter and 30 centimeters. This is the so-called "cosmic window" of minimum sky noise. Signals on longer wavelengths tend to be obscured by background galactic noise; shorter wavelengths are obscured by photon noise. The window is narrowed for radio telescopes on earth, the upper half of this window being partially obscured by the earth's atmosphere.

over a large sinkhole; it's also equipped with a radar transmitter to study radar signals reflected from planets and other objects in our solar system.

Some Remarkable Objects. Radio astronomy has led to the discovery of many remarkable objects and phenomena, or has contributed greatly to their understanding. Let's take a look at some of those:

Pulsars: Pulsars are "lighthouse beacons," or radio sources that emit brief, intense, periodic pulses of radio waves, X-rays, or visible light; those pulses recur at precise intervals. They are believed to be rotating neutron stars that radiate in a narrow beam. Because of such a star's rotation, the beam sweeps across the line of sight, causing the observed pulses.

Quasars: These are faint, blue, star-like "quasi-stellar" objects that are believed to be the most distant and most luminous objects in the universe. They might, in fact, be as distant as 8 billion light-years and as luminous intrinsically as 100 galaxies combined.

The spectral lines of quasars have enormous red shifts (Doppler shifts). Those shifts suggest that quasars are receding or moving away from our galaxy with speeds as great as 80% of the speed of light. Quasars emit a powerful blue light and often give off radio waves.

Supernovas: A supernova is an exploding star that suddenly increases its energy output as much as a billion-fold and then slowly fades to less than its original brightness. At its peak intensity, it can outshine the entire galaxy in which it occurs.


Supernovas represent a catastrophic stage of stellar evolution. A sudden implosion of the core of certain massive stars produces a rapidly rotating collapsed stellar remnant, the explosive ejection of the stellar envelope at great velocity, and the release of tremendous energy.

Over 120 galactic radio sources have been identified as supernova remnants. Of those, only four have been positively associated with explosions that were observed optically in history. Those events occurred in 1006, 1054 (the remnant of which now is visible as the Crab Nebula), 1572, and 1604.

Black Holes: A black hole is the

core of a massive star that has "gone supernova." Its collapse has continued past the neutron star stage to densities so extreme that matter can't exist in normal forms. Under those conditions, matter and energy are drawn in and can't escape.

The most remarkable feature of a black hole is its surface, called the horizon, which completely pockets or encloses the collapsed matter. That horizon is an ideal one-way mem-



Here's the former 300-foot radio telescope dish at the National Radio Observatory in Green Bank, West Virginia. The dish collapsed in 1988 due to stresses on the metal, but a new, 320-foot replacement should be ready by 1996. That will be the world's largest, fully steerable radio telescope (Photo courtesy NRAO/AUI).

SUGGESTED READING

Journal and Magazine Articles

- Benka, Stephen G. "The Very Long Baseline Array Opens Its Eyes." *Physics Today*, April 1994, p. 19.
- Bunge, Robert. "Big Ears." *Astronomy*, August 1994, p. 34.
- Carr, Joseph J. "Shortwave Science." *Science Teacher*, April 1994, p. 34.
- Kellerman, Kenneth I. "Radio Astronomy: The Next Decade." *Sky & Telescope*, September 1991, p. 247.
- Kellerman, Kenneth I. and David S. Heeschen. "Radioastronomy in the 1990s." *Physics Today*, April 1991, p. 40.
- Lemonick, Michael D. and J. Madeleine Nash. "Unraveling Universe." *Time*, March 6, 1995, p. 76.
- Sinnott, Roger W. "Discover the Radio Sky." *Sky & Telescope*, January 1995, p. 94.
- Wearner, Robert. "The Birth of Radio Astronomy." *Astronomy*, June 1992, p. 46.
- Wilkes, Belinda. "The Emerging Picture of Quasars." *Astronomy*, December 1991, p. 34.

Books

- Brown, R. Hanbury. *Boffin: A Personal Story of the Early Days of Radar, Radio Astronomy, and Quantum Physics*. Bristol, England and New York: Adam Hilger/IOP Publishing Ltd., 1991.
- Cohen, Nathan. *Gravity's Lens: Views of the New Cosmology*. New York: Wiley, 1988.
- Goddard, Dorothy E. and Douglas K. Milne, eds. *Parkes: Thirty Years of Radio Astronomy*. Melbourne, Australia: CSIRO Publications, 1994.
- Kraus, John D. *Big Ear Two*. Powell, OH: Cygnus-Quasar, 1995.
- Kraus, John D. *Our Cosmic Universe*. Powell, OH: Cygnus-Quasar, 1980.
- Kraus, John D. *Radio Astronomy, Second Edition*. Powell, OH: Cygnus-Quasar, 1986.
- McDonough, Thomas R. *The Search for Extraterrestrial Intelligence*. New York: Wiley, 1987.
- Poynter, Margaret and Michael J. Klein. *Cosmic Quest*. New York: Atheneum, 1984.
- Wright, Helen. *Explorer of the Universe: A Biography of George Ellery Hale*. New York: AIP Press, 1994. ■

brane: particles and light can go inward through the surface, but none can go outward. As a result, the object is dark (black), and it hides from view a finite region of space (a hole).

Because black holes are unobservable, their presence can only be detected as a result of their effects on other matter. Thus scientists must construct a theoretical model to explain the observational data and show that the most reasonable explanation is that a black hole is responsible for the observed effects. Such is the case with the binary, x-ray star system, Cygnus X-1, which is a weak radio source in which the smaller and invisible companion of the blue supergiant star might actually be a black hole.

Other Phenomena: In the last generation, many other strange phenomena and stellar objects have been postulated, discovered, classified, and discussed. Some of those include gravitational lensing, or light distortion caused by galaxies; cosmic strings, which are energetic defects in the geometry of space and time that make for a "lumpy" universe; and great "bubbles," or balloon-like groups or superclusters of galaxies around huge, megaparsec-size "great voids" in space that are devoid of galaxies.

Yet to Come. We have only discussed pieces of the cosmic puzzle so far, but there are many loose ends. Still unanswered are some fundamental, tantalizing questions relating to the origin, composition, and age of the uni-

(Continued on page 89)

If you want to add some scary sound effects to this year's Halloween fun, try building the *Vocal Sound-Effects Generator* described in this article. With it, you can add both reverb and echo to make yourself sound like a creepy ghost, shift the pitch of your voice higher to sound like a shrieking banshee, or shift the pitch lower to create a ghoulish monster voice. Plus, a warbling vibrato can be combined with any of the previous effects to create even stranger effects!

The battery-powered project, including its small microphone and remote speaker, is very portable. You can easily incorporate it into any costume or use your imagination and have a talking pumpkin greet the trick-or-treaters at your front door. However it is used, the Effects Generator will provide hours of fun and entertainment!

Circuit Description. The schematic diagram for the Vocal Sound-Effects Generator is shown in Figure 1. Four AA batteries supply 6 volts to the LM386 audio amplifier, U2. Resistor R4 and Zener-diode D1 convert and regulate the battery voltage to 3.6 volts to power the HT8950 signal-processor chip, U1. The power switch, S1, is part of the volume-control potentiometer, R5. Capacitors C8 and C5 provide power filtering for the circuit.

During operation, the user's voice is picked up by electret-microphone MIC1 and the signal is AC coupled by C1 to pin 6 of U1 (which is the input of the chip's preamplifier stage). Resistors R8 and R9 set the gain of the internal preamplifier at approximately 8, which is figured out by:

$$V_{out} = (R9/R8) \times V_{in}$$

The output of the HT8950's pre-amplifier stage is buffered and fed into the chip's internal, 8-bit, analog-to-digital converter. That A/D converter samples the speech signal at 8 kHz under the control of a time-base generator, and the 8-bit digital values are stored in internal SRAM memory. Simultaneously, the chip's control circuit clocks the SRAM data out to a digital-to-analog converter (DAC) that restores the analog signal and outputs it at pin 9. The signal then passes through a low-pass filter formed by R2 and C2. Amplifier U2 provides the final

Build a



Vocal Sound-Effects Generator

BY DAVID WILLIAMS

Create a truly ghoulish voice for yourself and get into the spirit of Halloween with this fun project.

amplification and drives speaker SPKR1; potentiometer R5 controls the volume.

If the speech data is clocked in and out of U1's SRAM at the exact same rate, the original signal gets reproduced with no changes. But if the digital data is manipulated before it passes through the DAC, some pretty weird effects can be created! The four-position DIP switch, S2, is used to set the operating modes of the HT8950 (see Table 1).

The HT8950 can be set for NORMAL

VOICE, ROBOT VOICE, and several pitch-shift-up and pitch-shift-down modes; vibrato can be added to each of those modes. The normal setting requires no explanation. As for the ROBOT VOICE mode, that adds echo and reverb effects by delaying part of the digitized audio then adding the delayed signal to the original. The pitch-shifting modes are analogous to speeding up or slowing down a tape recording during playback. Voice pitch is shifted by changing the clocking ratio of the internal time-base generator. Vibrato is created when the HT8950 automatically shifts the pitch of the input signal up and down alternatively at a rate of 8 Hz.

Construction. The simplest way to build your own Vocal Sound-Effects Generator is to use a printed-circuit board. A template for that is shown in Fig. 2. If you don't want to fabricate your own board, a pre-etched and drilled board can be purchased from the source mentioned in the Parts List (you can also purchase other parts, and even a complete kit, from the same source). Of course, the circuit can also be built on perforated board. Most of the parts for the project are fairly easy to find. The one exception is the HT8950 (U1); if you can't find it locally, it can be purchased from the source given in the Parts List or from Alltronics (2300-D Zanker Road, San Jose, CA 95131; Tel. 408-943-9773).

If you do build the circuit on a PC board, use the parts-placement diagram in Fig. 3 as a guide. First, install

TABLE 1

DIP-SWITCH SETTINGS				MODE
S2-a	S2-b	S2-c	S2-d	
*	X	X	0	NORMAL VOICE
*	0	0	X	PITCH-SHIFT UP1
*	X	0	X	PITCH-SHIFT UP2
*	0	X	X	PITCH-SHIFT UP3
*	0	X	0	PITCH-SHIFT DOWN1
*	X	0	0	PITCH-SHIFT DOWN2
*	0	0	0	PITCH-SHIFT DOWN3
*	X	X	X	ROBOT VOICE

*SW1 Toggles VIBRATO mode ON & OFF in combination with all other modes.
Note: X=OFF, 0=ON

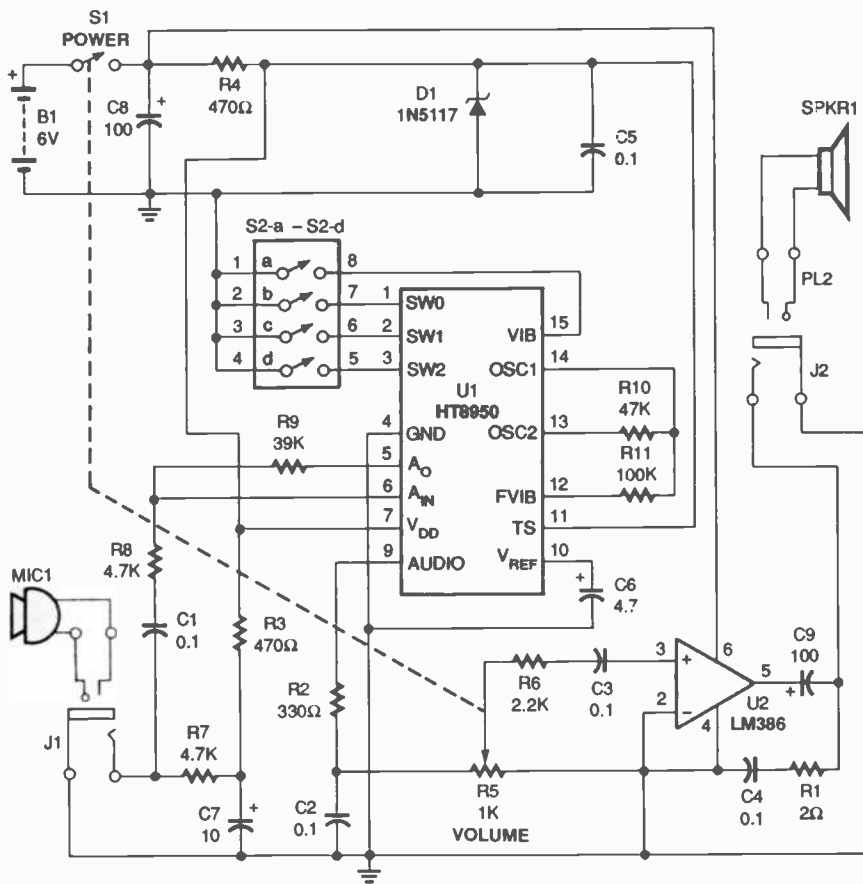


Fig. 1. As this schematic shows, the heart of the Vocal Sound-Effects Generator is the HT8950 sound modulator IC, U1. An audio signal fed to that chip from MIC1 is converted to a digital signal, modulated by a variety of effects (which you can select using S2), and converted back to analog for output to SPKR1.

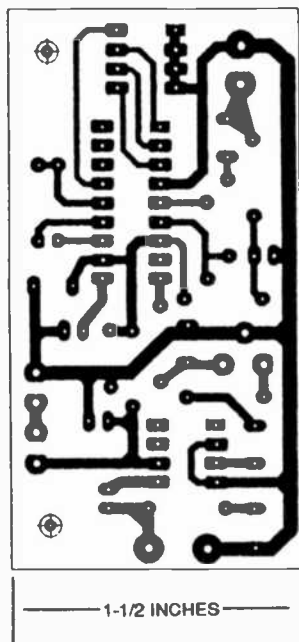



Fig. 2. You can use this full-size foil pattern to etch your own printed-circuit board. The board is also available from the source given in the Parts List.



As this internal view shows, twisting the wires connecting the jacks and potentiometer to the board will yield a neater assembly.

the Zener diode, D1, paying close attention to the proper orientation. Then, solder all the fixed resistors to the board, and trim the excess leads before proceeding to the next step. Potentiometer R5 will be installed later.

Next, install IC sockets for U1 and U2. Make sure that the sockets are oriented properly by double-checking the parts-placement diagram.

Solder the non-polarized capaci-

PARTS LIST FOR THE VOCAL SOUND-EFFECTS GENERATOR

SEMICONDUCTORS

- U1—HT8950 sound modulator, integrated circuit
- U2—LM386 audio amplifier, integrated circuit
- D1—1N5117 3.6-volt Zener diode

RESISTORS

(All resistors are 1/4-watt, 5% units.)

- R1—2-ohm
- R2—330-ohm
- R3, R4—470-ohm
- R5—1000-ohm potentiometer with SPST switch
- R6—2200-ohm
- R7, R8—4700-ohm
- R9—39,000-ohm
- R10—47,000-ohm
- R11—100,000-ohm

CAPACITORS

- C1—C5—0.1-µF, ceramic-disc
- C6—4.7-µF, 16-WVDC, electrolytic
- C7—10-µF, 16-WVDC, electrolytic
- C8, C9—100-µF, 16-WVDC, electrolytic

ADDITIONAL PARTS AND MATERIALS

- MIC1—Electret microphone (see text)
- SPKR1—8-ohm speaker (VANCO Model: SPB-3 or equivalent; see text)
- J1, J2—3.5-mm mono miniature jack
- PL1, PL2—3.5-mm mono miniature plug (optional; see text)
- S1—SPST switch (part of R5)
- S2—4-position DIP switch
- B1—6-volt battery (four AA batteries wired in series)
- Printed-circuit materials, project enclosure, IC sockets, AA-battery holder (four-battery type), plastic knob, wire, solder, hardware, etc.

Note: The following items are available from LNS Technologies (20993 Foothill Blvd., Suite 307P, Hayward, CA 94541-1511; Tel. 800-886-7150): sound-modulator U1 (ICHT8950)—\$10.00; etched and drilled circuit board (VEP-PCB)—\$7.00; complete kit of parts including PC board, plastic case, microphone, speaker, and all other components listed above (VEP-KIT)—\$49.00. Please add \$5.00 shipping/handling. California residents please add local sales tax. Mastercard and Visa orders are accepted. Sorry, no C.O.D. orders.

(Continued on page 90)

Build the



A navigational aid for the visually impaired that can be modified for other applications.

BY LUTHER M. STROUD

PATHFINDER

Anyone who has a visually impaired friend or relative is well aware of the difficulties that day-to-day routines can present to such individuals. Simple things that most of us take for granted (such as navigating unfamiliar territory) can be major obstacles to blind people. To aid the blind in their quest for independence, the *Pathfinder*—a navigational aid for the blind—was developed.

The *Pathfinder*, which requires no special skills for effective use, is an easy-to-build, light-sensing circuit that can be used to sweep an area to locate the direction of light sources. As light intensity changes, *Pathfinder's* audio output varies in pitch, allowing visually impaired persons to determine the location of windows and doors, or of lights that were left on for other individuals.

Circuit Description. Figure 1 shows the *Pathfinder* schematic diagram. The circuit is little more than a simple two-transistor oscillator (a relaxation type) whose frequency is controlled by a light-dependent resistor (LDR). The oscillator can be built using nearly any NPN and PNP transistor combination desired, and its operation is as simple as its parts count is low.

While pushbutton-switch S1 is depressed, C1 begins charging through R1 (the LDR) until the capacitor's charge reaches about 0.6 volts. That charge is sufficient to turn on Q1, which in turn supplies forward bias for Q2; transistor Q2 responds by drawing

battery current through BZ1. As Q2 reaches saturation, C1 is discharged and the circuit relaxes as both transistors turn off. Then C1 once again begins to charge through R1 to repeat the process.

The resistance of R1 and the value of C1 determine the oscillating frequency of the circuit, which varies from a slow tick in darkness (when R1 is about 100,000 ohms) to a high-pitched tone in bright light (when R1 is 1000 ohms). The change in frequency is heard through the transducer, BZ1. Power for the circuit is furnished by a single, 1.5-volt AA battery; because the *Pathfinder* draws so little power, it will function normally until the battery voltage drops to about 0.9 volt.

Construction. There is nothing critical about the building of the circuit, so it can be assembled using any standard project-building method.

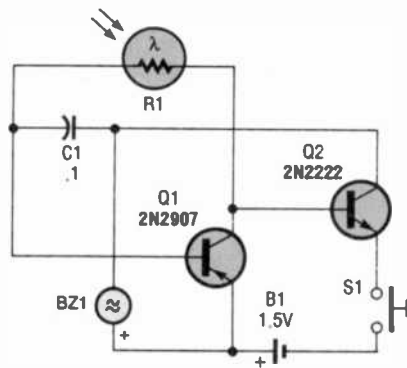


Fig. 1. The Pathfinder is little more than a simple two-transistor oscillator with a frequency that's controlled by light-dependent resistor R1.

The author's prototype unit was assembled on a small, L-shaped section of perfboard, with the components interconnected using point-to-point wiring. That board was housed in a clear, plastic, pillbox-like enclosure, producing a compact assembly. Because the author used a clear enclosure, an additional hole was not needed to allow light to reach the R1. A short piece of black heat-shrink tubing was placed around the lens of R1 to make the unit respond to light coming only from the direction in which it is aimed.

When connecting the miniature audio transducer, BZ1, to the circuit, be sure to observe proper polarity—the positive side of the transducer should be connected to the emitter of Q1. No damage will be done to the device if the transducer is wired incorrectly, but the output volume will be diminished. The transducer can also be replaced with an 8- to 16-ohm speaker for greater volume.

No special skills are needed to use the *Pathfinder* effectively. Just hold down S1, and wave the unit back and forth to sweep the area of interest. As light intensity varies, due to light-obstructing objects or the lack thereof, the *Pathfinder's* output tone will also vary.

Modifications and Applications. While the *Pathfinder* was originally designed to aid the visually impaired, it can easily be modified to perform useful tasks for those who can see. For

(Continued on page 92)


5 BOOKS FOR ONLY \$4.95

WHEN YOU JOIN THE

Electronics Book Club®

VALUES TO \$165.75

The leading source of information for electronics hobbyists for over 30 years!



0376514-XX \$44.95
Counts as 2/Hardcover



3825P \$19.95




0156778 \$44.95
Hardcover



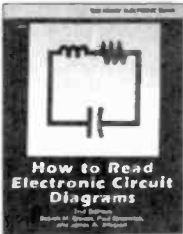
4112H \$34.95
Hardcover




3258P \$19.95



4139P \$16.95



2880P \$15.95



0487375 \$24.95

3795P \$19.95


040348-XX \$49.50
Counts as 2/Hardcover

3277P \$26.95


4227P \$15.95

3711P \$19.95

1367P \$29.95



0376034-XX \$59.50
Counts as 2/Hardcover



4491P \$24.95



0304165 \$26.95
Hardcover



2613P \$19.95



0673764-XX \$54.95
Counts as 2/Hardcover



3627P \$19.95



2790P \$17.95



4179H \$28.95
Hardcover




0156700 \$24.95




3475P \$21.95




3700H-XX \$36.95
Counts as 2/Hardcover



3632P \$10.95



0708223-XX \$44.95
Counts as 2/Hardcover



0376107-XX \$59.50
Counts as 2/Hardcover

As a member of the ELECTRONICS BOOK CLUB . . . you'll enjoy receiving Club bulletins every 3-4 weeks containing exciting offers on the latest books in the field at savings of up to 50% off the regular publishers' prices. If you want the Main Selection, do nothing and it will be shipped automatically. If you want another book, or no book at all, simply return the reply form to us by the date specified. You'll have at least 10 days to decide. If you ever receive a book you don't want due to late delivery of the bulletin, you can return it at our expense. Your only obligation is to purchase 3 more books during the next 12 months, after which you may cancel your membership at any time. And you'll be eligible for FREE BOOKS through our Bonus Book Program.

A shipping/handling charge and sales tax will be added to all orders. All books are softcover unless otherwise noted. If you select a book that counts as 2 choices, write the book number in one box and XX in the next. (Publishers' Prices Shown) ©1995 EBC PE1095

If card is missing, write to: Electronics Book Club, A Division of McGraw-Hill, Inc., P.O. Box 549, Blacklick, OH 43304-9918


We have all seen photographs of the night sky. While some of them only seem to show what we can expect to see with the naked eye, some photos reveal what seem to be millions of stars and, on occasion, brilliantly colored gaseous nebulae. The magnificence of such advanced photos might drive you outside in the middle of the night to attempt to capture similar "spacescapes" for yourself. But don't go running off with just your tripod and trusty 35-mm camera just yet. Because after the film is developed, you will most likely be completely disappointed with what's there.

As you might have guessed, extra time is needed for the faint light of the stars to be caught on film. But if you keep a camera shutter open for more than 10 seconds, the stars will begin to make circular trails on the photograph due to their apparent motion. That time restraint severely limits the quality of photographs you can take. While shorter exposures do eliminate star trails, they also eliminate most faint stars and all nebulae.

So, what can you do to get those impressive astrophotographs? You can build the *Equatorial Camera Mount* described in this article. Because the Mount moves the camera at the same rate as the stars appear to move across the sky, you can take exposures as long as about 30 minutes without any star trails. Those longer exposures will allow you to capture details in the night sky you ordinarily can't see.

Following the Stars. Most who read this probably know that the apparent motion of stars is caused by the rotation of the earth. As a result, the stars seem to move across the sky at a speed of approximately 15.041 degrees per hour. The motion of the stars will appear greatest at the horizon and least near Polaris, the pole star of the Northern Hemisphere.

To explain that better, imagine the earth as being surrounded by a transparent sphere that has celestial objects printed on its inside surface (see Fig. 1). Now picture that the earth rotates in a counter-clockwise direction (with respect to the North Celestial Pole) on a pivot point located at Polaris. As a result of that rotation, the



Build an Equatorial Camera Mount

*Use it to take long-exposure photographs
of the nighttime sky.*

BY JOHN IOVINE

celestial objects appear to move in a clockwise direction.

To make up for the perceived motion of the stars when trying to take a sky photo, a mount must be used that moves the camera on an axis similar to that of the earth—in other words, an equatorial mount. The Equatorial Camera Mount we will be looking at in this article is one of the simplest types—the barn-door type.

Basically, a barn-door-type mount is

made of two boards of some material, connected at the ends with hinges, that can open and close like a book. The bottom board must be aligned to the star Polaris (more on that later), while the top board moves upward via a drive screw attached to a stepper motor. The resulting upward motion keeps a camera mounted on the top board moving in sync with the stars with enough accuracy to make long exposures possible.

Circuit Description. Let's take a look at the electronics that control the stepper motor just mentioned. The schematic for the MOUNT's control circuitry is shown in Fig. 2. Power is provided by a 12-volt source, which is fed directly to stepper-motor MOT1 and dropped to 5 volts by a 7805 regulator (U3) for use by the rest of the circuit.

A 555 timer circuit, U1, generates a squarewave with a 3.2-Hz pulse. That output is fed to pin 11 of U2, a UNC5804B stepper-motor controller. Stepper-motor MOT1 will then run at half step, which doubles the unit's resolution (an important consideration for photography).

Switch S1 is used to set MOT1 to run either slow or fast. When S1 is set to slow, the unit will move at the proper speed to take astrophotos. The FAST setting can be used to rewind the screw, preparing the unit for a new photo. Of course, before MOT1 can be used to rewind the drive screw, the direction of the motor's rotation will have to be reversed; switch S2 is used to accomplish that. When S1 is set to slow, MOT1 should turn at 1 rotation per minute; potentiometer R4 is used to fine-adjust the speed of the motor.

Construction. There is nothing critical about the layout of the circuit, so it can be built on perforated board. However, for those who prefer to use a PC board, a full-size template is shown

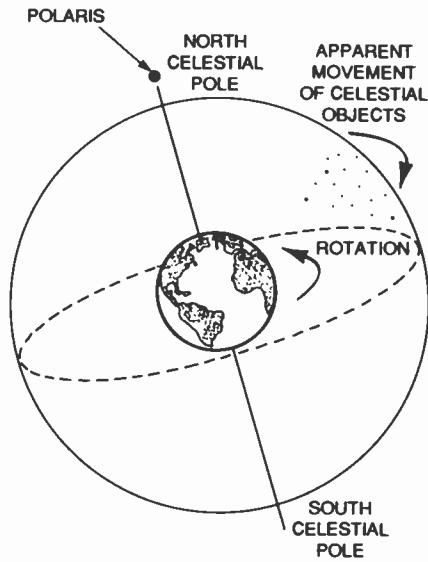


Fig. 1. Imagine the earth as rotating within a transparent sphere that has celestial objects printed on its inside surface. To someone standing on the earth, those objects appear to move.

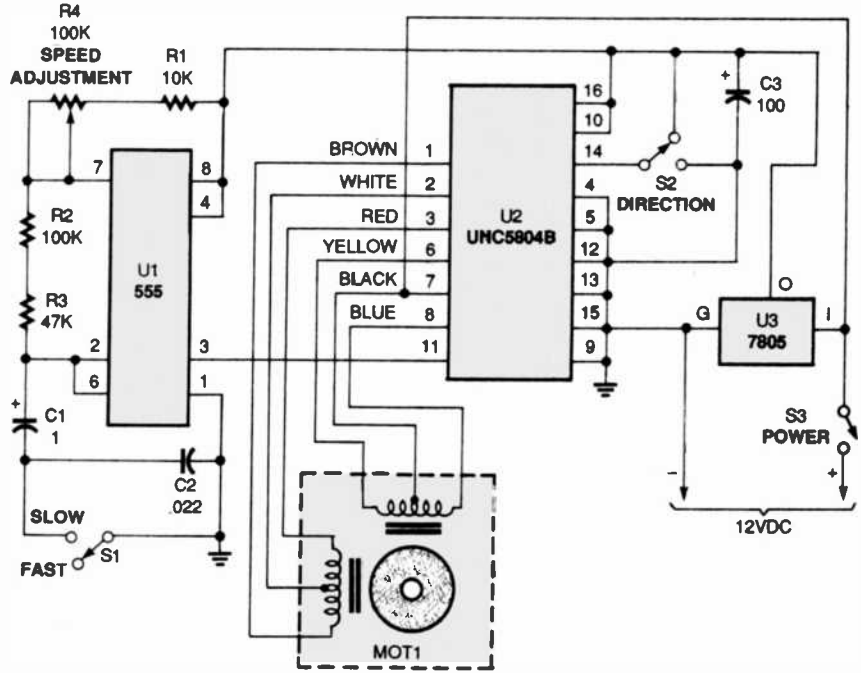


Fig. 2. Here's the schematic for the stepper-motor control circuitry. The low parts count is a result of the integrated functions of the UNC5804B stepper controller, U2.

in Fig. 3. You can use that pattern to etch your own board, or you can order a pre-etched and drilled board from the source mentioned in the Parts List.

For those who do use a PC board, a parts-placement diagram is shown in Fig. 4. There are relatively few components in the circuit, so assembly should be simple. Install the resistors and capacitors first, making sure to check the orientation of the two polarized capacitors. Mount IC sockets for U1 and U2, checking that the sockets are oriented properly. Finally, insert U1 and U2, and solder U3 to the board.

The three switches should be mounted off the circuit board, to make it easy to control the unit from a distance. Just run wires from the appropriate points on the board to a remote panel containing the switches.

The stepper motor can be connected to the circuit using PC board wire terminals, or by simply soldering the appropriate wires to their respective pads. Use the parts-placement diagram as a guide when doing so.

When the circuit is finished, check and adjust the speed of the motor before proceeding to assemble the mount itself. Set S1 to slow, and time one revolution of the stepper motor; you might want to attach a wire indicator arm to the stepper motor

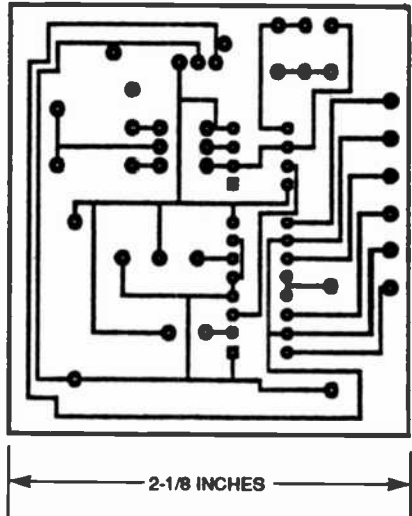


Fig. 3. If you'd like to etch your own PC board for the MOUNT's control circuitry, use this full-size foil pattern.

shaft with clay or putty to make it easier to time a revolution. Remember, you want the motor to spin at one revolution per minute. If it doesn't, adjust potentiometer R4 to speed up or slow down the stepper motor.

Now it's time to build the MOUNT itself. Start by cutting two 8- by 12-inch pieces of 3/4-inch-thick lumber (plywood or pressboard is fine). Then cut them into T shapes using the dimensions shown in Fig. 5. Save the scrap wood cut from those pieces for use in other parts of the MOUNT.

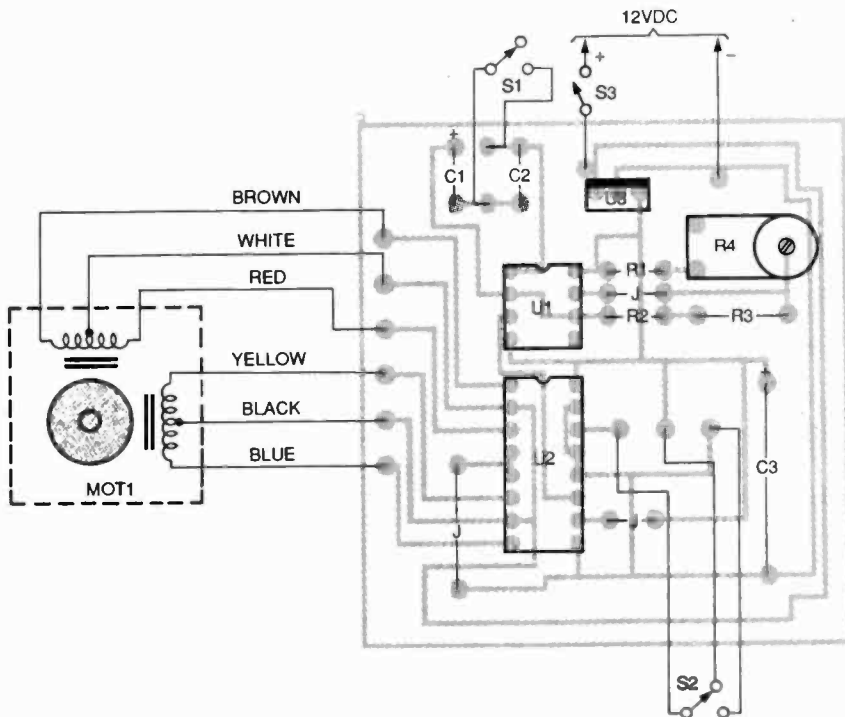


Fig. 4. This parts-placement diagram should make building the control circuit easier.

Join the two pieces of wood at their 8-inch sides with a pair of 3-inch brass hinges; the two wood pieces can then open and close like a book (see Fig. 6). On one board, which will become the bottom, measure exactly $11\frac{3}{8}$ inches from the pins of the hinges. Drill a hole at that point, centered from side to side, that will accept a $\frac{1}{4}$ -20 T-nut. Hammer a T-nut into that hole from what will be the inside when the boards are folded together. That hole is where the $2\frac{1}{2}$ -inch drive screw will be placed (see Fig. 6).

Drill another hole on the bottom board in the position indicated in Fig. 6. Hammer another T-nut from the inside into that hole. That hole is where the Mount will be secured to a camera tripod. Note that the $\frac{1}{4}$ -20 thread of the T-nut is a standard for camera tripods.

Finally, drill a hole on the top board about 6 inches from either end, centered side to side. Hammer another T-nut in from the inside. That hole is for securing the camera to the Mount.

The camera arm can be made from one of the scraps of wood you saved. Cut the piece so that it measures about 2×3 inches. Drill a hole on one end through the width of the wood, and on the other end, drill another hole through the thickness (see Fig. 7). Secure an L-shaped bracket to

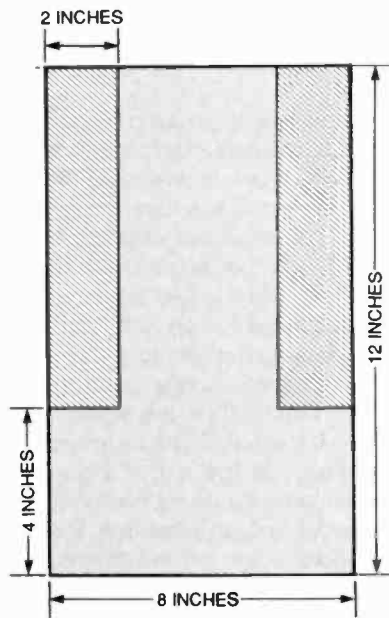


Fig. 5. Use this template as a guide when cutting the two boards for use in the Mount.

the T-nut on the top board of the Mount using a $\frac{1}{4}$ -20 bolt and matching wing nut. Pass another $\frac{1}{4}$ -20 bolt through the hole going through the width of the camera arm, and attach it to the other end of the L bracket with a wing nut (see Fig. 7). By adjusting the wing nuts at each end of the L bracket, you can position the camera arm

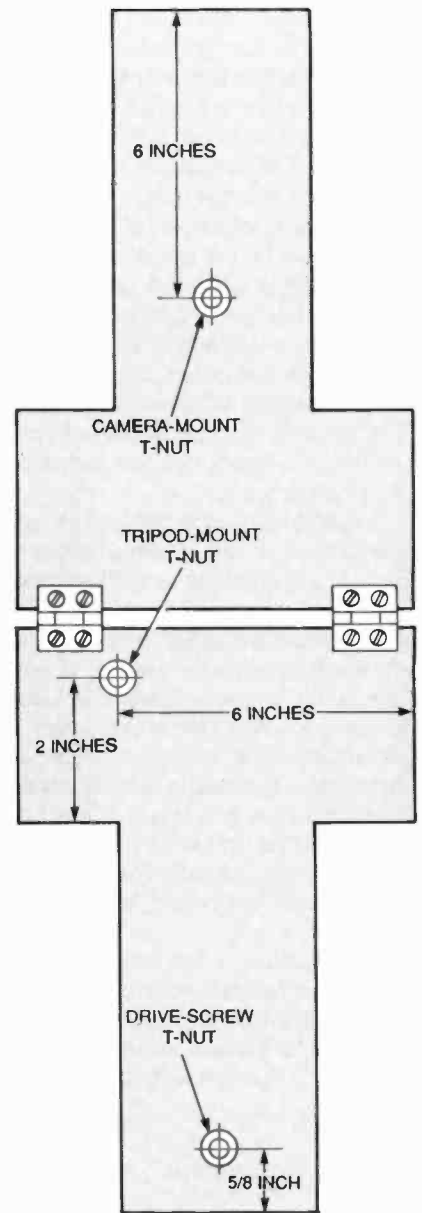


Fig. 6. The two pieces of wood that make up the barn-door mount are joined at their 8-inch sides with hinges. Note the placement of the three T-nuts.

at any desired angle.

Pass a 2-inch $\frac{1}{4}$ -20 bolt through the other camera-arm hole. Secure it with one wing nut. Then, screw another wing nut, wings pointing towards the camera arm, onto the bolt. Place the camera onto the same bolt and lock it into place by tightening the wing nut up to the base of the camera (see Fig. 7).

Now it's time to secure the circuit board and stepper motor to the Mount. The circuit board should be attached to the top side of the top board. You can use a few machine

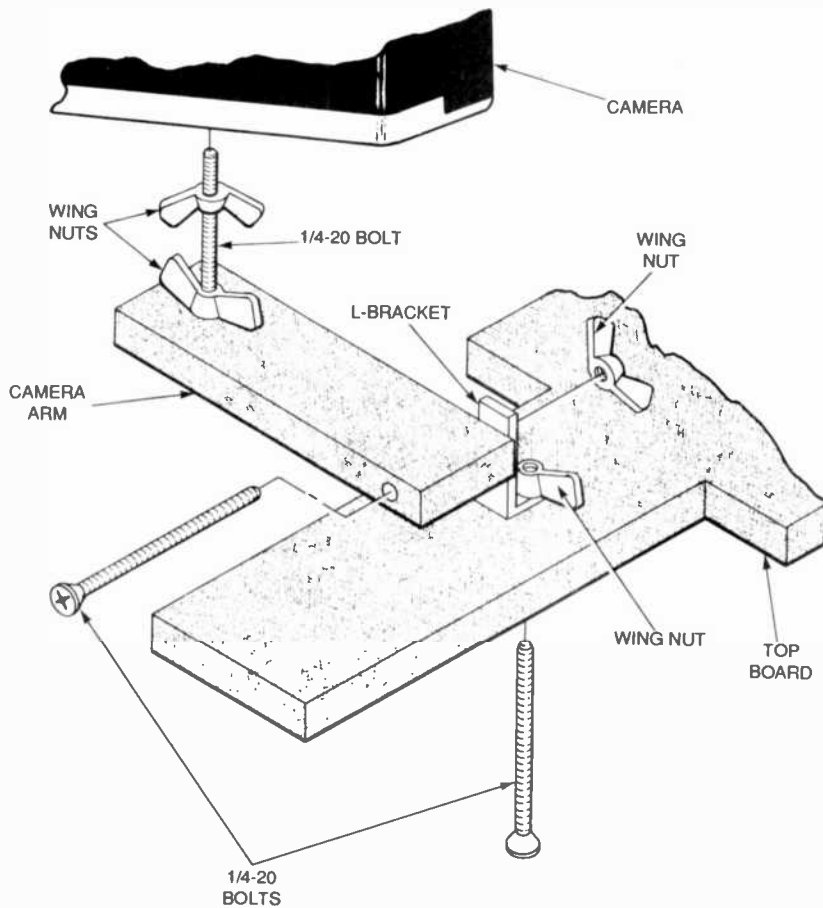


Fig. 7. Because the camera arm is mounted this way, it can be adjusted using the wing nuts on both ends of the L bracket.

screws and aluminum spacers to accomplish that.

As for the stepper motor, that's secured to the bottom side of the bottom board (see Fig. 8). Position the motor on the opposite side from where the T-nut was placed for the tripod. The flexible shaft that will connect the motor to the drive screw (more on that later) shouldn't be made to bend up too much, so you will have to position the stepper motor a bit lower than the bottom board. Make a spacer out of three 2- x 1½- x ¾-inch wood blocks (cut from some of the scrap wood). Just pile them on top of each other, and secure them to each other with hot glue or epoxy.

Glue the spacer to the bottom board, and drill two small holes on the bottom board, one on each side of the spacer. You can then secure the stepper motor by threading wire through the holes and around the stepper motor. Then just twist and tie the wire. To make the assembly more

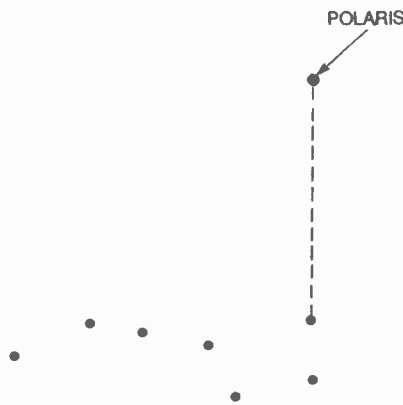


Fig. 8. Finding Polaris is pretty easy. Just follow the line made by the front two stars of the Big Dipper.

secure, glue the wire to the spacer and motor.

All that remains is to attach the flexible shaft. For that you will need two identical couplers, which are available from the source mentioned in the Parts List. They have a ¼-inch-diameter opening on one end, and a

PARTS LIST FOR THE EQUATORIAL CAMERA MOUNT

SEMICONDUCTORS

- U1—555 timer, integrated circuit
- U2—UNC5804B stepper controller, integrated circuit
- U3—7805 5-volt regulator, integrated circuit

RESISTORS

- (All fixed resistors are ¼-watt, 5% units)
- R1—10,000-ohm
 - R2—100,000-ohm
 - R3—47,000-ohm
 - R4—100,000-ohm potentiometer, PC-mount

CAPACITORS

- C1—1-μF, 16-WVDC, electrolytic
- C2—0.022-μF, polyester
- C3—100-μF, 16-WVDC, electrolytic

ADDITIONAL PARTS AND MATERIALS

- S1, S2—SPDT toggle switch
- S3—SPST toggle switch
- MOT1—Stepper motor, 24-volt
- Printed-circuit materials, 12-volt power supply, wood, hot glue or epoxy, hinges, ¼-20 T-nuts, ¼-20 bolts and wing nuts, L bracket, screws, brackets, flexible shaft, couplers (see text), wire, solder, hardware, etc.

Note: The following are available from Images Company (P.O. Box 140742, Staten Island, NY 10314; Tel. 718-698-8305): UNC-5804B stepper controller—\$8.00; stepper motor—\$10.00; pre-etched and drilled PC board—\$10.00; 2 couplers—\$10.00 (\$5.00 each); flexible shaft—\$5.00. When ordering all items together, the shipping and handling charge is \$7.50. For information on shipping charges on individual items, contact the Images Company. New York residents, please add appropriate sales tax.

¾-inch-diameter opening on the other end. Attach the stepper-motor shaft and a 2½-inch-long, ¼-20 driver bolt to the ¼-inch ends of the couplers (you can see the actual assembly in the photo shown at the beginning of this article). The flexible shaft itself has a diameter of about ⅛-inch, so you need to use a small piece of plastic tubing over the shaft to increase its diameter before connecting it to the ¾-inch ends of the

couplers. In a pinch, wrap a few layers of electrical tape around the flexible shaft to build up the necessary diameter.

The circuit and stepper motor operate from a 12-volt power supply. You can use any 12-volt battery capable of delivering 500 mA. Eight 1.5-volt, "D"-cell batteries strung in series will do the trick. However, the author used an old, 12-volt, lead-acid car battery. Although that is a little more bulky to carry around, it drives the mount for hours and, of course, it is rechargeable.

Alignment and Use. The Equatorial Mount has to be aligned before it is used. First, attach the Mount to the tripod. Then stand to the south of the Mount, and point it due north with its hinges on your left side. The next step is to align the Mount with Polaris; if you don't know where that star is, you can find it by using the pointing stars on the front edge of the Big Dipper (see Fig. 8). Use the tripod to "sight" Polaris along the hinge pins. When the unit is aligned in that way, fasten the tripod head firmly in place.


You can put a small-diameter tube along the hinge pins to use as a sighting scope for Polaris. A 2-inch piece of a plastic straw was used on the author's prototype.

At this point, the Equatorial Mount is aligned and you're ready to go. The driver screw should be all the way down (don't bind the drive screw into the wood, leave 1/8-inch clearance). Switch S1 should be set to slow, and the direction switch should be set so that the screw will turn counter-clockwise and slowly raise the upper board when the motor is started.

Now, align the camera to any area or star you want to photograph. Then start the stepper motor. The motor will turn the drive screw at one revolution per minute, which will slowly lift the upper board (and camera) in sync with the movement of the stars.

You should start your testing of the Equatorial Mount with exposures of 1 to 10 minutes. Work towards longer exposures as you gain experience. You might also want to try using a telephoto lens on the camera. The mount should be accurate enough to use a 200-mm lens for approximately 30 minutes.

When the exposure is complete,



The circuit board is mounted using four metal spacers.

turn off power to the circuit. Reverse the direction using S2, and set S1 to FAST. Then apply power to the circuit again; that will quickly lower the board to reset the Equatorial Mount for another photo.

Some people find that equatorial mounts will track more smoothly with the top board moving downwards instead of up. You could try that with the Equatorial Mount if you'd like. Just make these changes: When you align the unit with Polaris, have the hinge pins to your right. Set the controls to turn the drive screw clockwise, and start the Mount with its boards opened. The boards will then slowly close, following whatever celestial objects you select.

Film Speed and Aperture. There is a large variety of film available. To get the best results, use a fast ASA color print or slide film, like a 1600 or 3200 ASA speed. The aperture setting on the camera controls the amount of light entering the camera. Keep in mind that the smaller the F stop, the more light that enters. You want to set the aperture to its widest opening (lowest stop number), which is usually around 2 or 2.4.

With the camera set at its largest aperture setting, the lens might not produce the sharpest picture. If you get blurry pictures, you might need to close down the aperture to get the sharpest picture possible.

It's a good idea to start each roll of film with a few standard photographs, that way the photo-lab that does the

developing will have frame markings to use. Otherwise they might end up inadvertently cutting some pictures in half. Also, tell the photo-lab to print all the pictures. Otherwise, they might take your star photographs as errors and not print them.

Light Pollution. If you live in or near a large city, then you might be a little discouraged by the photos you take with the Mount. That's because of the common problem of light pollution. The author lives in New York City, and the preliminary photos he took of the sky looked like a dirty brown soup with a couple of stars floating in it.

To prevent such disasters from befalling your photos, you have two options: Either take the Mount away from the city lights to take your pictures, or purchase a light-pollution filter. Light-pollution filters are available from most photography-equipment suppliers.

Those filters block out the parts of the visual spectrum that are emitted by street lamps and other artificial light sources. At the same time, they allow the transmission of the rest of the visual spectrum for your exposures.

If you don't want to make the initial investment in a commercial light-pollution filter (they can cost as much as \$100) you can try your hand at using an improvised one. Use an extreme red filter, like a #25 or #29 filter. You are restricted to using black and white film with that simple filter, however.

Well, with that said, grab your gear and go get those astrophotos! ■

Adding custom black-and-white graphics to your documents is easy if you own a grayscale scanner. However, if you don't have access to a scanner, but do own a fax machine and a computer with a fax/modem, you have another option—just send the photo or document from your fax machine to your computer's fax/modem. Now, ordinarily you'd need two phone lines to accomplish that feat, but even if you had them, you might not want to "tie up" both lines.

So, how can you use your fax machine as a scanner without closing yourself off to communication with the rest of the world? Build the *Faux Fax Scanner* described in this article. It allows you to directly connect your fax machine to your computer's fax/modem. Best of all, it can be built in about an hour, and for less than ten dollars.


Computer Requirements. As mentioned, the Faux Fax Scanner requires that your computer has a fax/modem (internal or external). The computer system used can be an IBM PC (PC/XT/AT or compatible) or an Apple (MAC or equivalent) system. Because most fax machines use the Group-3 signaling standard, your fax/modem should be a Class-2 type in order to support the Group-3 transmission mode.

You will also need a fax-application software package. Usually such a package comes bundled with a fax/modem; if you are using a PC, your software might operate either under DOS or Windows. Some popular fax software packages are *QuickLink II for Windows* and *Winfax*, as well as many others.

The software must have a "manual receive" feature, which might not be available on some fax software programs (if necessary, consult your software supplier for upgrade availability). For example, *QuickLink II for DOS* does not have a manual receive feature, but the Windows version does.

The software must also include a file-export function so that you can

Build the



"Faux-Fax" Scanner

Use an ordinary fax machine as a full-page scanner for your PC.

BY THOMAS E. BLACK

convert the received image into a standard file format that is compatible with your word-processing or graphics-editing programs. Typically, fax/modem software will let you convert the received file into the TIFF format, which is compatible with most popular programs.

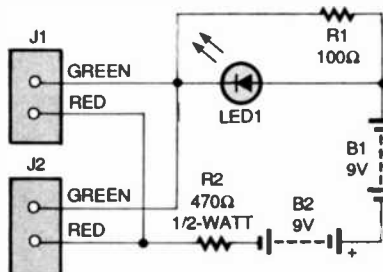


Fig. 1. As this schematic shows, the circuit for the Faux Fax Scanner is incredibly simple. The circuit provides a talk path for any telephone equipment hooked up to the two jacks, letting you connect your fax machine directly to your fax/modem.

Once you have your received image on disk, you can use a graphics-editing program to modify it. For example, most popular editing programs will allow you to reverse the image, remove defects, change the scale factor, and crop the image. Some programs will even allow you to modify the grayscale, which can help improve the appearance of scanned photographs.

Of course you can omit the graphic-editing step altogether, but for professional results you should consider touching-up your scanned images. My favorite software for that purpose is *Corel PhotoPaint*, but you should experiment to find what program you like best.

Circuit Description. The schematic for the Faux Fax Scanner is shown in Fig. 1.

Two 9-volt batteries, B1 and B2, wired in series provide the necessary voltage to simulate a telephone talk path. Current is limited by resistors R1 and R2 (you need not be concerned about damaging your fax machine or modem, because the talk-path current is limited to just a few milliamps).

A typical phone connection is established by modular-telephone-jacks J1 and J2. The unit can not generate a dial tone or ringing voltages, but such features are not necessary to transmit data between your fax machine and fax/modem.

The LED glows when a connected fax machine or PC is in use. An on/off switch is not needed because the only time power is consumed is when your fax machine is actually transmitting to your computer's fax/modem.

Construction. A printed-circuit board is certainly not needed to build this project. In fact, simple point-to-point wiring works great and helps keep the cost low. Another economical step would be to check your junk box for the resistors and LED. If you also happen to have a couple of modular telephone jacks lying around, your Faux Fax Scanner could cost next to nothing.



As shown here, no board was used in the author's prototype.

Start by mounting the two modular jacks to a suitable enclosure (the author used a 3.25- x 2.25- x 1.5-inch case). If necessary, use five-minute epoxy to secure the jacks. The project only uses the jacks' red and green wires, so if your jacks have wires already connected, leave only the red and green ones attached.

Next, mount the LED. You can use either epoxy to hold it in place, or use an LED holder. Trim the LED leads so they are about 1/4-inch long. Be sure to note which lead is adjacent to the LED's flat spot (on the lens edge), because that marks the cathode end.

Solder R1 directly to the LED. Be sure to insulate the resistor's leads using heatshrink tubing or an equivalent material. Solder both green wires from the modular jacks to the cathode end of the LED.

You will need two battery snaps with leads. Solder the anode lead of the LED to the red (positive lead) of one of the battery-snap connectors. Then solder the black (negative) lead of that battery snap to the red lead of the other battery holder.

Solder both red wires from the modular jacks to one end of R2. Next, sol-

der the other end of that resistor to the remaining black wire of the battery connector. Insulate all solder connections to prevent accidental shorts.

Note that it is not necessary to actually mount the components to a circuit board, because the LED and two jacks are mounted to the enclosure. Just mount the two resistors to the inside of the case with a bit of epoxy, and your circuit is secure.

Install a fresh set of 9-volt alkaline batteries and screw the lid onto the enclosure. A piece of padding or double sided tape on the batteries will prevent them from rattling around.

Checkout. Plug a pair of telephones into the modular jacks. You should see the LED glow only if a phone is off-hook. If the LED does not glow, there might be some kind of wiring error. Of course if the batteries need to be replaced, the LED will no longer light up either, so make sure the batteries in the unit are fresh.

You should be able to talk on the connected phones and hear high-quality speech. Do not be concerned if the phone's dial-pad does not work; the available current might not be high enough to reliably operate some electronic phones. If you experience problems and have verified that the adapter is wired correctly, then try different phones. Western Electric 500 or 2500 series desk phones are considered an industry standard and will work as test phones if your project is assembled correctly.

Using the Scanner. Because the Faux Fax Scanner only provides a talk path and can not ring up the fax/modem, you will have to rely on a simple, manual, send/receive technique to transmit data.

PARTS LIST FOR THE FAUX FAX SCANNER

LED1—Light-emitting diode, green
 R1—100-ohm, 1/4-watt, 5% resistor
 R2—470-ohm, 1/2-watt, 5% resistor
 J1, J2—Modular telephone jack, RJ11-type
 B1, B2—9-volt alkaline battery
 Battery-snap connectors (2), plastic enclosure, telephone cords (2), wire, solder, hardware, etc.

Start out by connecting your fax machine and fax/modem to the unit using telephone cords. The circuit is bi-directional, so it does not matter which jack you use for either of the two devices.

Next, prepare your computer by starting up your fax/modem application software. Do not select any operating modes at this time. Insert the document you wish to scan into the fax machine. Set the fax machine's resolution to its grayscale "photo" mode if you are scanning a B/W photo or drawing. Use the machine's "super fine" resolution if you are scanning text or a non-grayscaled image. Note that both of those modes can take several minutes to send a single page.

Then, lift the handset of your fax machine and press its Start (send) button. The fax machine is now in the manual send mode; you should see the adapter's LED light up. Most fax machines require that you hang up the handset at this time.

Immediately choose the manual receive feature in your PC's fax software program. You must perform this step before the fax machine times-out (about 30–60 seconds). Your image is now being scanned. The image will be ready as soon as the LED on the Faux Fax Scanner goes out.

Fax-Resolution Information. Some fax machines can transmit fairly high resolutions (about 200 dpi), and most can support 16 grayscale levels (some as high as 64). As you can see, the quality you can expect depends on the fax machine that you use as the page scanner.

So how do the scans look when they are done? A sample is shown in Fig. 2. In many cases, the results look as good as from an expensive page scanner!



Fig. 2. This familiar portrait of President Washington should give you an idea of the type of output you can expect from your Faux Fax Scanner setup.



Give a Friend a Year of Electronics Fun this Christmas...

Does fighting the crowds at Christmas short-circuit your holiday fun? Don't blow a fuse this year...for the friend who shares your love of project-oriented electronics — or a youngster who may need only a spark to ignite a life-long interest — give a gift subscription to Popular Electronics.

Popular Electronics readers get the know how they need to build exciting, educational, and useful projects like these...a professional-quality home-security system...an autoranging frequency counter...a nine-band shortwave receiver...a radio-controlled car...a telephone scrambler...an aviation receiver...and even a robot!

PLUS...Gizmo, our honest and straight-shooting review of the latest consumer-electronics gear...Market Center, featuring mail-order merchants that are ready to help you in all your hobby activities...articles and columns covering every aspect of the electronics hobby — including antique radio, shortwave listening, ham radio, computers, scanners, circuit design, and more!

SAVE MONEY...A great gift to receive, Popular Electronics is also a great gift for *you* to give! The Special Holiday Rate saves you \$25.05* off the newsstand price on each gift. You can save another \$25.05* when you start or extend your own subscription at the same time. It's our "thank-you" for sharing Popular Electronics with a friend at Christmas.

Send no money, unless you prefer. We'll be glad to bill you in January, 1995. Just take a brief moment to go over your gift list and make sure you haven't forgotten anyone who might appreciate the many benefits of Popular Electronics. Then write the names on the attached Gift Certificate and mail it back in the postage-paid reply envelope...we'll take it from there!

Your friends will receive a handsome gift announcement card signed with your name just before Christmas. And all through the new year they'll remember and appreciate your thoughtful gift! So don't blow a fuse...take it easy and enjoy the holidays. Give Christmas gifts of Popular Electronics!

Popular Electronics[®]

*Basic sub rate—1 yr/\$21.95

Using a Spectrum Analyzer

Use a spectrum analyzer and "see" the presence of signals.

BY BILL CLARKE

About 35 years ago I was introduced to the fine art of radio-signal analysis using a spectrum-display unit (SDU), commonly referred to as a "Spectrum Analyzer." Such a device resembles an oscilloscope, with the horizontal scale indicating the frequency and the vertical scale showing the relative signal strength of all signals along the display range. Some units have screen displays as large as a computer monitor, while others are smaller. Modern portable units have LCD displays.

When I was operating a spectrum display back in those days, I was searching for clandestine military-aircraft operations, where the basic band of frequencies was known, but not the exact operating frequency. A tour of duty consisted of mind-numbing and eye-burning staring at the spectrum-display screen, watching for signals to pop up where there should not have been any. When I saw a signal (called a spike), we would take a photo of the screen for later analysis, and then attempt to tune a separate receiver to the frequency, which could be interpreted from the location of the spike on the screen (as read from a grid scale that was located on the screen's face).

If the transmission was of a long enough duration, we could often successfully tune a receiver and record the transmission. If not, the receiver would have to be set close to the unknown frequency and the waiting game restarted.

SDUs Today. Modern equipment now consists of SDUs that indicate on-screen the exact frequencies of spikes, along with other data such as relative signal strength. Those displays also have receivers slaved to them, which allows for instant signal monitoring. Of course that modern equipment is great to use, but it is costly. Typical government equipment falls in the price range of \$30,000 to \$100,000 per unit—not exactly what a hobbyist would generally spend on something for a radio shack.

Luckily there are affordable, receiver-controlling SDUs with LCD readouts. Such SDUs make modern spectrum analysis a reality for the professional technician and the hobbyist. We'll look at a particular one later on in the article.

But why should one perform spectrum analysis? Generally, searches are made either for a single signal (or group of like signals), a stretch of heavily or sparsely used spectrum, or for signs of unusual propagation-related activity. Let's take a look at how such a search can be accomplished.

Public Service Searches. Ask any scanner user and you will quickly be told that not all public-safety radio communications take place on published frequencies. It is not unusual for police departments to use unlisted frequencies as tactical or special-purpose channels. For example, a police department might use a frequency licensed to another agency (highway, water, etc.) within their jurisdiction for a

drug task force's use. The only indication of such a channel heard on the scanner tuned to the published dispatcher's frequency might be a phrase instructing a unit to switch to the special channel.

If the scanner user was viewing a spectrum display at the time that phrase was heard, it would be possible to see a spike indicating communications on another frequency that was timed with the approximate dispatcher announcement. Using a "grab," a means of locking onto a specific spike, it would be possible to change the receiver's frequency and monitor the communications. If that turns out to be the channel sought, the frequency is displayed on the spectrum-display unit's screen and



The AOR SDU-5000A Spectrum-Display Unit is shown here with its slave all-band receiver, the AOR-3000A. The combination provides excellent performance at an affordable price.



The two AOR units make a small operating package and could easily be used portably out of a large brief case.

the receiver's readout. It can then be entered into a log or the receiver/scanner memory, as appropriate.

A similar scenario applies to rescue-squad frequencies. Often you will hear the dispatcher assign a channel or frequency number to a specific vehicle on, or going to, the scene. That frequency is where talk between the EMTs and the hospital will take place. If you don't have the frequency, the spectrum-display unit can be used as in the previous example.

The process of "spike and grab" just described is made easier when an SDU with a slaved receiver is used, because the operator can select frequencies based upon the displayed spikes and directly control the receiver. It is a fast and accurate way to search for a single signal or a group of like signals.

A Repeater-Operator Aid. There are a number of problems facing today's commercial- or amateur-repeater operator. Probably the biggest difficulty encountered is interference from other radio signals, either in the form of intermodulation or direct nearby-channel interference.

Using an SDU allows an operator to examine the immediate nearby portion of the band for signals that might be interfering with repeater op-

eration. While you monitor the repeater, spikes are grabbed and tuned whenever interference is noted, allowing the offending signals to be identified.

Finding Scattered Activity. Often a band is known to be used; however, the activity is so spread out that it is difficult to find any signals. An example of that is the 118- to 136-MHz aviation band.

Most aviation transmissions are relatively short, so that an operator will miss them if he or she isn't on the exact frequency at the exact time the transmission(s) are made. Using an SDU, an operator can visually see the spikes for each of those speedy transmissions, and can tune the receiver using the spike and grab manner discussed earlier.

Ham Operators. The most common use of an SDU for ham-radio operators is a quick examination of a band to see if it is open. In other words, is there propagation supporting communication activity? That is extremely important for the DX operator, and more so during the current low portion of the sun-spot cycle.

With only a receiver, the operator must change to the band in question and manually tune through it to deter-

mine if there is activity, and if so, what frequency it's on. With the use of an SDU, the operator inputs the center frequency of the band to be examined and watches the display for spikes indicating signals. An advantage of that method is that the larger the spike the stronger the signal.

The AOR Spectrum-Display Unit.

For the purposes of this article, I used the AOR SDU-5000A Spectrum-Display Unit connected to the AOR-3000A all-band receiver (which acts as a slave). I used that setup for HF, VHF, and UHF studies (frequency coverage of the AOR-3000A is 100 kHz to 2036 MHz). The equipment combination provides an excellent level of results at an affordable price—around \$2000.

The setup just described provides a level of capability that even professionals did not have just a few years ago. The two units make a small operating package and could easily be used on-the-go out of a large brief case, with power being supplied by batteries.

The AOR SDU-5000A has an LCD color display, measuring about 3 × 3 inches, with easy operator control of brightness and contrast. Its center frequency is pushbutton selectable and is always indicated on the display; that setting can be scrolled up or down in operator-selected size steps. The receiver, being slaved, follows as the displayed frequency changes. The scanwidth of the displayed spectrum is selectable from 1 kHz to 10 MHz.

A panel-controlled marker can be moved from spike-to-spike in signal-strength order or manually. When selected, the marker will set the slave receiver to the frequency of the spike indicated.

Another feature of the SDU-5000A is its monitor output; a PAL or NTSC composite monitor can be connected to that when a larger display is desired. That output could also be fed to a VCR.

The AOR Spectrum-Display Unit is also available in versions to work directly with certain ICOM receivers. AOR products are distributed by EDCO (323 Mill Street, NE, Vienna, VA 22180) and are available through most shortwave and scanner dealers. Contact your favorite dealer for current product information, pricing, and availability. ■

of system resources used by a computer on a sticker taped to the back or side of the machine. To simplify the process and make record keeping somewhat consistent, I created a document in my word processor that I can print at any time. The document, which is shown in Fig. 1, contains a simple table listing resource types in the columns, and actual devices in the rows.

Documenting system resource usage is then as simple as filling in a few blanks. The table contains predefined rows for common devices such as COM ports, printer ports, and so on. It also contains half a dozen rows for custom devices.

There are a couple of tricks that make the process particularly nice. One is that I print the table directly on a 3- x 5-inch *Post-It* sticker, which can then be transferred easily to the machine itself. To do so, first I print the table on a normal 8.5- x 11-inch piece of paper. Then I peel a *Post-It* from the pad, and overlay it exactly over the table as printed on the paper. Then I print another copy of the document and run the same sheet of paper through the printer again. *Voila*: a perfectly aligned system configuration resource table, ready to go whenever you need it.

Okay, it's not the highest-tech solution, but it's simple, it works on every machine from my oldest XT to the latest and greatest, and it is convenient enough that I actually use it! If you would like to give it a try for yourself, you can get a copy of my system resource table in Word for Windows 6.0 format from the Gernsback BBS (516-293-2283); look for file SYSRESMG.DOC. ■

Popular Electronics

REPRINT BOOKSTORE

- | | |
|---|---|
| <input type="checkbox"/> 225 Popular Electronics (1995 back issues) \$5.00
Write in issues desired _____ | <input type="checkbox"/> 211 Radio-Electronics (1991 back issues) \$5.00
Write in issues desired _____ |
| <input type="checkbox"/> 224 Popular Electronics (1994 back issues) \$5.00
Write in issues desired _____ | <input type="checkbox"/> 210 Radio-Electronics (1990 back issues) \$5.00
Write in issues desired _____ |
| <input type="checkbox"/> 223 Popular Electronics (1993 back issues) \$5.00
Write in issues desired _____ | |
| <input type="checkbox"/> 222 Popular Electronics (1992 back issues) \$5.00
Write in issues desired _____ | |
| <input type="checkbox"/> 221 Popular Electronics (1991 back issues, Jan., Mar. not available) \$5.00
Write in issues desired _____ | |
| <input type="checkbox"/> 220 Popular Electronics (1990 back issues) \$5.00
Write in issues desired _____ | |
| <input type="checkbox"/> EH94S Experimenters Handbook Summer Edition (1994) \$5.00 | |
| <input type="checkbox"/> EH94W Experimenters Handbook Winter Edition (1994) \$5.00 | |
| <input type="checkbox"/> EH94 Experimenters Handbook (1994) \$5.00 | |
| <input type="checkbox"/> EH93 Experimenters Handbook (1993) \$5.00 | |
| <input type="checkbox"/> EH92 Experimenters Handbook (1992) \$5.00 | |
| <input type="checkbox"/> EH90 Experimenters Handbook (1990) \$5.00 | |
| <input type="checkbox"/> HH94S Hobbyist Handbook Spring Edition (1994) \$5.00 | |
| <input type="checkbox"/> HH94F Hobbyist Handbook Fall Edition (1994) \$5.00 | |
| <input type="checkbox"/> HH93 Hobbyist Handbook (1993) \$5.00 | |
| <input type="checkbox"/> HH92 Hobbyist Handbook (1992) \$5.00 | |
| <input type="checkbox"/> HH91 Hobbyist Handbook (1991) \$5.00 | |
| <input type="checkbox"/> HH90 Hobbyist Handbook (1990) \$5.00 | |
| <input type="checkbox"/> GIZ Gizmo—The Consumers Guide to Electronics \$5.00 | |
| <input type="checkbox"/> Radiocraft 1993 Projects for Hobbyists \$5.00 | |
| <input type="checkbox"/> 215 Electronics Now (1995 back issues) \$5.00
Write in issues desired _____ | |
| <input type="checkbox"/> 214 Electronics Now (1994 back issues) \$5.00
Write in issues desired _____ | |
| <input type="checkbox"/> 213 Radio-Electronics/Electronics Now (1993 back issues) \$5.00
Write in issues desired _____ | |
| <input type="checkbox"/> 212 Radio-Electronics (1992 back issues) \$5.00 | |

REPRINTS REPRINTS

- | | |
|---|--|
| <input type="checkbox"/> 174 Electronics Comics (The Best of) \$2.00 | <input type="checkbox"/> 173 From Not-Working to Networking Troubleshooting Local-Area Networks \$5.00 |
| <input type="checkbox"/> 172 33 Bench-Tested Circuits \$2.00 | <input type="checkbox"/> 171 36 Time Tested Circuits \$2.00 |
| <input type="checkbox"/> 170 High-Voltage Projects for Fun and Science Book 1 \$4.00 | <input type="checkbox"/> 170A High-Voltage Projects for Fun and Science Book 2 \$4.00 |
| <input type="checkbox"/> 169 Think Tank (133 Circuits) \$3.50 | <input type="checkbox"/> 169A Think Tank Vol. 2 \$3.00 |
| <input type="checkbox"/> 168 Fact Cards (#34-66) \$3.00 | <input type="checkbox"/> 168C Fact Cards (#67-99) \$3.00 |
| <input type="checkbox"/> 168D Fact Cards (#100-132) \$3.00 | <input type="checkbox"/> 167 Designing With IC's \$4.00 |
| <input type="checkbox"/> 166 Collected Works of Mohammed Ulyses Fips(62 pages, April Fools Collection) \$5.00 | <input type="checkbox"/> 165 How to Repair CD Disc Players \$5.00 |
| <input type="checkbox"/> 164 Modern Electrics (April 1908) \$3.00 | <input type="checkbox"/> 163 Receiving Satellite TV \$5.00 |
| <input type="checkbox"/> 162 Build Your Own Satellite TV Receiver \$5.00 | <input type="checkbox"/> 161 Descrambling (Feb. 1984) \$4.00 |
| <input type="checkbox"/> 160 New Ideas - 42 Circuits \$3.50 | <input type="checkbox"/> 159 Low Frequency Receiving Techniques Building and using VLF Antennas \$5.00 |
| <input type="checkbox"/> 158 Electro Importing Co. Catalog (Circa 1918) \$5.95 | <input type="checkbox"/> 157 All About Kits \$2.00 |
| <input type="checkbox"/> 156 How To Make PC Boards \$2.00 | <input type="checkbox"/> 154 How To Repair VCR's \$3.50 |

To order any of the items indicated above, check off the ones you want. Complete the order form below. **Include your payment**, check or money order (DO NOT SEND CASH), payable to and mail to **Claggg Inc.**, Reprint Department, P.O. Box 4099, Farmingdale, NY 11735.

Please allow 4-6 weeks for delivery. **No COD's!**

To place a credit card order by phone, Visa or Mastercard only.

CALL: 516-293-3751.

To use your Visa or Mastercard, complete the following:

Bill my Visa Mastercard

Card No. _____

Exp. Date _____

Signature _____

MAIL TO: Claggg Inc.

Reprint Bookstore, P.O. Box 4099, Farmingdale NY 11735

SHIPPING CHARGES IN USA & CANADA

\$0.01 to \$5.00	\$2.00	\$30.01 to 40.00	\$6.00	SORRY — We only ship to USA & Canada
\$5.01 to \$10.00	\$3.00	\$40.01 to 50.00	\$7.00	
\$10.01 to 20.00	\$4.00	\$50.01 and above	\$8.50	
\$20.01 to 30.00	\$5.00			

Total price of merchandise \$ _____

Shipping Charge (see chart) \$ _____

Subtotal \$ _____

Sales Tax (New York State Residents only) \$ _____

Name _____ Total Enclosed \$ _____

Address _____

City _____ State _____ Zip _____ **RBSO1**

ANTIQUE RADIO

By Marc Ellis

Building a Starter Ham Receiver—1930 Style

Back in 1930, as today, the American Radio Relay League (ARRL) was a highly influential, national organization for amateur-radio operators. Besides voicing the interests of the radio amateur in the halls of Congress, the ARRL vigorously promotes the use of cutting-edge technology and operating techniques in the amateur-radio community. But the organization has also sought to keep the hobby a dynamic and growing one by encouraging new and prospective hams.

Among its many reference books and texts, the

book was to assist the newcomer in qualifying for a ham license and to guide him or her in putting together a first, basic station.

The 1930 edition of *How to Become a Radio Amateur* included a simple 2-tube regenerative receiver covering the 80- and 160-meter ham bands. That has to have been one of the most popular starter short-wave sets ever introduced. It was most certainly built and used by thousands of hams—both new and experienced.

Because of its simple construction and the fact that it could be built using parts cannibalized from obsolete, battery broadcast receivers, the radio was quite easy on the pocket-book. That was quite an important consideration during those cash-starved depression years.

THE SET'S LONG HISTORY

The 1930 *How To Become a Radio Amateur* set used two 01-A tubes configured, respectively, as a regenerative detector and audio amplifier (see schematic). Coil "L1-L2" is actually a single 160-meter coil, close-wound on a cardboard form and tapped for a ground connection. Not shown in the schematic, but detailed in the accompanying text, is another tap for operation on the 80-meter band. Wound separately on the same form is the "tickler" coil, L3, which is used to obtain regeneration.


The 1928 edition of *The Radio Amateur's Handbook*, another ARRL publication,

showed a predecessor of the 1930 circuit (also using 01-As) that was similar in design but employed a series of plug-in coils to achieve wider frequency coverage. Those were free-standing (no form) coils made on a jig, and look like they'd be quite annoying to construct. You had your choice between basket-wave or space-wound styles.

I've seen spinoffs of the 1928 and 1930 sets—sometimes credited to the ARRL and sometimes not—in shortwave "how to" manuals published as late as 1940. The later sets tended to use plug-in coils, and generally substituted the type-30 tube (a triode introduced for use in farm sets operating from 2-volt wet cells) instead of the archaic 01-A.

The influence of the 1928–1930 design is also evident in the 2-tube regenerative starter set included in the fifteenth edition (1956) of *How To Become A Radio Amateur*, though the radio used 6AQ5 beam power tubes rather than 01-As or type 30 triodes.

It's not surprising that the 1956 construction article included a disclaimer. Pointing out that the radio was regenerative, a design long-ago rendered obsolete by the super-heterodyne, it continued: "... Nevertheless, the regenerative receiver represents a very worthwhile project for the beginning amateur because good sensitivity is obtained with simple circuit and construction"



A receiver from the 1930 edition of the ARRL's *How To Become A Radio Amateur*. Note the bracket-mounted controls (tuning at left, regeneration at right). The grid-leak assembly is behind the tuning control, between the coil and the detector tube.

ARRL has always included several aimed specifically at the newcomer. One of those, *How To Become a Radio Amateur*, was published for decades—going through many editions—until superseded by other publications in the 1970s or 1980s. The mission of the

However, even the 1930 article had to acknowledge that it was an old design! "Some of our readers may notice that the circuit is simply the old familiar 'three-circuit' tuner so commonly built by broadcast listeners in the early days of broadcasting. Do not think, for this reason, that it is not a particularly good amateur receiver. It may surprise you to know that this tuner, with occasional slight modification, is used in probably 90% of the amateur stations in this country ..."

We have to go back to the 1928 article for a guilt-free introduction to this venerable circuit: "A regenerative-detector circuit and one stage of audio amplification is practically standard for short-wave work. A couple of UX-201-A (C-301-A) make the best set ..."

For those not familiar with early nomenclature, both of the tube types mentioned are 01-As—the first made by RCA and the second by Cunningham. Tube designations were simplified in the early 1930s, with the deletion of codes indicating manufacturer and base style.

The 1928 intro goes on to say that the "new" UX-200-A (otherwise known as the 00-A), which is a "soft" (low vacuum) tube, makes a sensitive detector of weak signals because it will oscillate at a low voltage on short wavelengths. However, it also points out there might also be an objectionable hissing noise. The 00-A is a fairly rare tube, but I think I have one and am looking forward to comparing its performance as a detector to that of the 01-A.

BUILDING A REPLICA

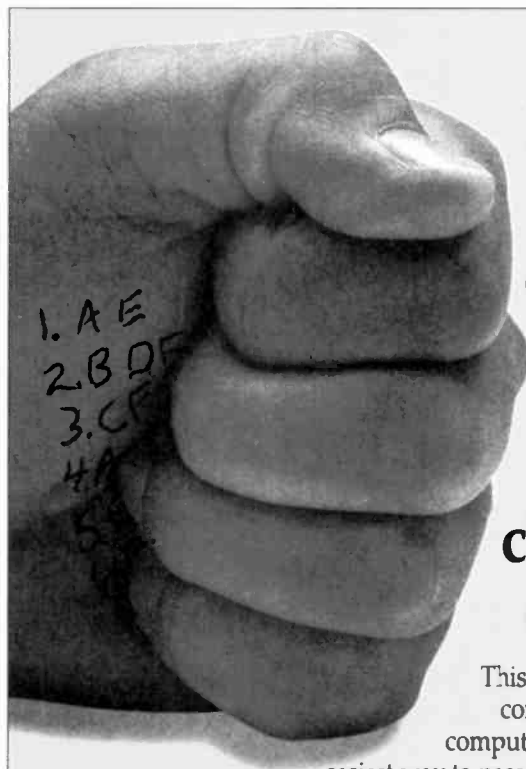
I felt that building a replica of the ARRL shortwave

starter set would be a great project for the column and, without much hesitation, decided to tackle the 1930 version. The 1930 set has a lower parts count and simpler coil construction than the earlier or later versions. Besides using more parts, the newer sets tend to use components, or component values, not found in the old "three dialer" broadcast radios—and hence harder to come by.

Those of you who followed the construction of the NBS crystal radio replica in an earlier series of *Antique Radio* columns know that I've never been guilty of doing things the hard way if an easier way existed! Of course, if it's easier for me, it should also be easier for those of you who would also like to build one. But, unless you are in an experimental frame of mind, I'd advise you not to

build yours until I complete and test mine. That way you'll be less likely to fall into any pitfalls I might encounter.

Some of the problems I expect to have to deal with relate to the coil. In the first place, I want to modify its frequency coverage, making the set tune 80 and 40 meters rather than 160 and 80 meters. There will then be more stations (ham and commercial) for us to listen



Updated to new enhanced A+ exam modules.

For the A+ certification exams, it's better than a cheat sheet. (It's legal.)

This new Heathkit® interactive, computer-based course offers computer service professionals the easiest way to pass the A+ Certification exams.

- Practice the test on your PC just the way you'll take the A+ core exam and specialty modules (Windows®/DOS® and Macintosh™ OS). Fifteen, timed practice tests give instant feedback on what you already know, and what you need to learn.
- Study only those areas where you need help. "Browse Mode" tells you the exact page and text to find the answers. Saves you hours of reading time.
- Comes with study guide and comprehensive reference library to fully prepare you to earn your A+ Certification the first time.

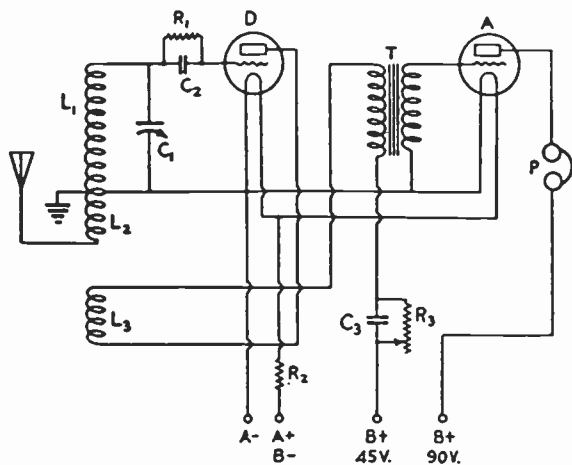
For more information or to order, call 1-800-253-0570.



P.O. Box 1288
Benton Harbor, Michigan 49023-1288
(616) 925-6000 • FAX: (616) 925-2898

Our Individual Learning Programs are accredited by the International Association for Continuing Education and Training (IACET).

107-035



The schematic diagram of the 1930 set. The tap for bandswitching (see text) is not shown.

to. That's an important advantage in view of the fact that we'll have only the one permanently-installed coil instead of a series of plug-in ones.

Second, the double cotton-covered wire specified is all but unobtainable now, and I'll undoubtedly be substituting enamel-covered magnet wire. That is likely to affect the frequency coverage of the radio (it did with the NBS set built earlier), and I might have to rewind the coil with a different number of turns.

CIRCUIT ANALYSIS

Looking at the diagram again, you'll note that the signal flows from antenna to ground through the short (L2) section of coil L1-L2 but that the tuning capacitor and detector tube are connected across the longer (L1) section. The resulting transformer action makes the signal voltage at the detector tube larger than that between antenna and ground, effectively amplifying the received signal.

Components R1 and C2 are in the familiar "grid leak detector" configuration as used by DeForest in his original Audion circuit and employed in almost all receivers for many years

thereafter. The presence of L3 tells us that this detector also has *regeneration*, which is an improvement to the grid leak detector invented by Edwin Armstrong in 1914.

Part of the energy in the plate circuit of the detector tube (labeled "D") is coupled back into coil L1-L2 (and hence into the grid circuit of the detector tube) via "tickle" coil L3. Thus the same signal passes through the tube over and over again and is amplified more with each pass—greatly improving the performance of the detector. Rheostat R3 controls the

degree of regeneration so that it can be adjusted for maximum effect.

Transformer "T" steps up the signal from the detector plate and couples it to the grid of the audio-amplifier tube ("A"). After passing through "A," the signals are loud enough to be comfortably heard in the headphones ("P"), which are in the tube's plate circuit.

R2 represents a "Lynch equalizer," which was a specialized resistor designed to keep the filaments at constant voltage as battery voltage declined. However, that function can also be performed manually by substituting the more conventional rheostat for R2 and—not having an equalizer at hand—that's what I plan to do.

The receiver is intended to be powered by batteries (6 volts to light the filaments, 45 volts for the detector plate, and 90 volts for the amplifier plate). Those are connected to the receiver via the terminals labeled A-, A+ / B-, B+ 45V, and B+ 90V.

CONSTRUCTION STYLE


The set is constructed on

a 10- x 14-inch board, representing half of a standard-sized breadboard of the era. What's a breadboard? Think back and you might remember having seen your grandma use one to roll out dough. The other half of the breadboard was set aside for later construction of the accompanying transmitter. I might look around for a real breadboard, just to be authentic. But if I have the slightest difficulty in finding one, I won't hesitate to substitute a piece of knot-free pine lumber cut to the appropriate dimensions.

The construction specifications suggest that the controls (tuning, regeneration, and—in my case—filament voltage) be mounted on metal angle brackets fastened to the top of the breadboard or on small sections of panel attached to the front edge of it. I'd rather not have to fabricate the brackets, and I think the individual panels would be messy looking. I'm planning to install a one-piece panel over the entire front of the board, probably using the black Lucite material (which closely resembles old-time Bakelite) available from Antique Electronic Supply.

As to the wiring, I'll keep it authentic by using heavy insulated bus-bar running parallel to the edges of the board and, of course, making perfect right-angle turns. AES is helpful here, too, stocking both appropriate bus-bar and authentic-looking black spaghetti insulation. If you don't have the very useful AES catalogue, by the way, write for a free one: Antique Electronic Supply, 6221 S. Maple Ave., Tempe, AZ 85283.

That's all the space for this time. See you again next month, when the project will continue. ■



This 1940 spinoff of the ARRL starter shortwave radio has type-30 tubes, a Bakelite front panel, and plug-in coils.

Just like these Fully Trained Electronics Professionals



"Thanks to CIE I have tripled my previous salary, and I am now in a challenging and rewarding new field where only the sky is the limit."

Daniel Wade Reynolds
Industrial Electrician
Ore-Ida Foods



"CIE was recommended to me by my boss. It was appealing since I could study at my own pace at home and during business travel."

Dan Parks
Marketing Manager/Consumer Products
Analog Devices, Inc.



"I loved the flexibility CIE offered. It was the only way I could continue both school and my demanding job."

Britt A. Hanks
Director of Engineering
Petroleum Helicopters, Inc.



"I liked the way the school was set up with laboratory assignments to enforce conceptual learning. The thing which impressed me the most about CIE's curriculum is the way they show application for all the theory that is presented."


Daniel N. Parkman
Missile Electro-Mechanical Technician
U.S. Air Force



"Completing the course gave me the ability to efficiently troubleshoot modern microprocessor based audio and video systems and enjoy a sense of job security."

Tony Reynolds
Service Manager/Technician
Threshold Audio & Video

Graduate with an Associate Degree from CIE!



CIE is the best educational value you can receive if you want to learn about electronics, and earn a good income with that knowledge. CIE's reputation as the world leader in home study electronics is based solely on the success of our graduates. And we've earned our reputation with an unconditional commitment to provide our students with the very best electronics training.

Just ask any of the 150,000-plus graduates of the Cleveland Institute of Electronics who are working in high-paying positions with aerospace, computer, medical, automotive and communications firms throughout the world. They'll tell you success didn't come easy...but it did come...thanks to their CIE training. And today, a career in electronics offers more rewards than ever before.

CIE'S COMMITTED TO BEING THE BEST...IN ONE AREA...ELECTRONICS.

CIE isn't another be-everything-to-everyone school. CIE teaches only one subject and we believe we're the best at what we do. Also, CIE is accredited by the National Home Study Council. And with more than 1,000 graduates each year, we're the largest home study school specializing exclusively in electronics. CIE has been training career-minded students for nearly sixty years and we're the best at our subject...
ELECTRONICS... IT'S THE ONLY SUBJECT WE TEACH!


CIE PROVIDES A LEARNING METHOD SO GOOD IT'S PATENTED.

CIE's AUTO-PRO-GRAMMED® lessons are a proven learning method for building valuable electronics

career skills. Each lesson is designed to take you step-by-step and principle-by-principle. And while all of CIE's lessons are designed for independent study, CIE's instructors are personally available to assist you with just a toll free call. The result is practical training... the kind of experience you can put to work in today's marketplace.

LEARN BY DOING...WITH STATE-OF-THE-ART EQUIPMENT AND TRAINING.

CIE pioneered the first Electronics Laboratory



Course and the first Microprocessor Course. Today, no other home study school can match CIE's state-of-the-art equipment and training. And all your laboratory equipment, books and lessons are included in your tuition. It's all yours to use while you study and for on-the-job after you graduate.

PERSONALIZED TRAINING...TO MATCH YOUR BACKGROUND.

While some of our students have a working knowledge of electronics others are just starting out. That's why CIE has developed twelve career courses and an A.A.S. Degree program to choose from. So, even if you're not sure which electronics career is best for you, CIE can get you started with core lessons applicable to all areas in

electronics. And every CIE Course earns credit towards the completion of your Associate in Applied Science Degree. So you can work toward your degree in stages or as fast as you wish. In fact, CIE is the only school that actually rewards you for fast study, which can save you money.



YES! I want to get started. Send me my CIE course catalog including details about the Associate Degree Program. (For your convenience, CIE will have a representative contact you - there is no obligation.)

Please Print Clearly

Name _____

Address _____

City _____

State _____ Zip _____ Age _____

Phone No _____

Check box for G.I. Bill Benefits.
Veteran AH70
Active Duty

Cleveland Institute of Electronics, Inc.
1776 East 17th Street
Cleveland, OH 44114

A School of Thousands.
A Class of One. Since 1934.

Send for CIE's FREE Course Catalog and See How We Can Help Your Career Too!

THINK TANK

By John J. Yacono
Technical Editor
Windows Magazine

Circuits of Yore

I really did it this time. By the time I finished with all this month's letters and artwork, I ran out of space and time for my tutorial. Oh well, we'll pick it up again next month. But now, let's look at letters that deal with comments and revisions to circuits gone by, starting with some comments from a disgruntled "critic."

PAN MAIL

This is just a short note to let you know that Dwight Eggleston is correct on all counts in his evaluation of the Walkman amp circuit (see Fig. 1) presented in the July 1995 issue. Your explanations show either a great

Thanks for keeping it short. As it turns out, I do have a good sense of humor. To prove it, I'll follow your letter with one that I received from a possible "conspirator."

THE LITTLE AMP THAT CAN

I am writing about the explanation of the Walkman amp in *Think Tank*, **Popular Electronics**, July 1995. First, the output level of the Q1 is important, if it is wrongly set the amplified signal will be distorted.

Second, Q1 and Q2 do have a bias: The base/collector-leakage current flows also from the base to the emitter and is amplified that way. That can be easily demonstrated with germanium transistors:

Connect a voltage across the emitter and collector and measure the current. It will be about 50 to 100 μA when the base is floating. Connect the base to the emitter and the current will be reduced to about 10 μA . In that situation you are measuring only the collector/base leakage. I tried

that with a 2N3904 and I could not measure anything; the currents were well below 1 μA . Silicon transistors have a very low leakage. I suspect Q2 (2N31A) is a germanium transistor, giving a higher bias as it would be needed to handle the amplified signal from Q1.

Third, the time constant of R1 and C5 is 1 millisecond, thus suppressing frequencies above 1 kHz. With good reason, the signal amplified by Q1 is in all likelihood very distorted because Q1 is operating at an extremely low bias. Replacing Q1 with a germanium transistor would help, or one could connect the base of Q1 with a 1- or 2-megohm resistor to the positive voltage.

Finally, a very long time ago, I built a circuit like this to amplify my "cat's whisker" radio. I used germanium transistors and, of course, it worked just fine.

—Otto Baade,
Minneapolis, MN

Thank you for your truly insightful analysis. I agree with all your points, but let me just clarify my old expla-

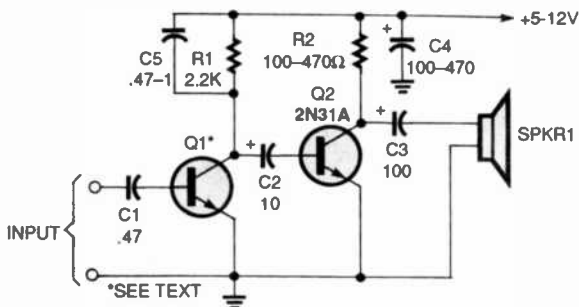


Fig. 1. If a down and dirty audio amp is what you need, try this miniature unit. Among other things, it can be used to boost the output of an earphone for the hearing impaired. Just be sure to use germanium transistors for Q1 and Q2.

sense of humor or an abysmal lack of knowledge of elementary electronics. But don't take my word for it, build it and see.

By the way, I have been convinced for years that there is a group of engineers who send non-functional circuits to *Think Tank* just to laugh at you when you unwittingly publish them.

—Michael Eck,
Martinsville, NJ

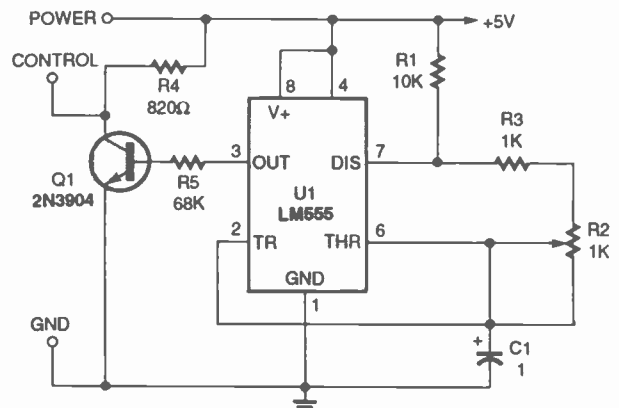


Fig. 2. These servo drivers connect to a servo's three terminals (power, control, and ground) to control it throughout a 90-degree rotation.

nation. When I said the output level of Q1 wasn't important, I was talking about its DC level, not amplitude. I agree the transistors need and have bias current, I only said they required no biasing network. Finally, you hit the nail on the head when you said Q1 and Q2 are germanium transistors. The schematic I received did not have a label for Q1 and, in a rush, I scribbled down a silicon part number.

I think you might be the only reader that wasn't thrown by my error. Thanks again.

RC FUN

Great column you have (*Think Tank*) for us experimenter types. I am into radio-controlled aircraft, and find your column very helpful when I want to put an idea to use in one of my planes.

The October 1994 *Think Tank* was devoted to Hobby Circuits (I love to see that stuff). One circuit was of a servo driver. I couldn't get it to work, however, until I swapped pins 2 and 3 (see Fig. 2). Was there an error in the drawing of the 555?

The servos I'm using are a Futaba 148 and an RCD Hitec Apollo 10. Those servos seem to operate like you had intended, sweeping through a 90° arc, but are sluggish. Servo torque is way down. When I measured the signal voltage I found it to be less than a volt. But when I measured it from my receiver, I found it to be about 4 volts.

How could I change this circuit to truly drive a servo to its torque rating? I would like to install this device, controlled by a switch, in a plane on the throttle servo, to help warm up the engine. The switch would make it so I wouldn't have to turn on my transmitter.

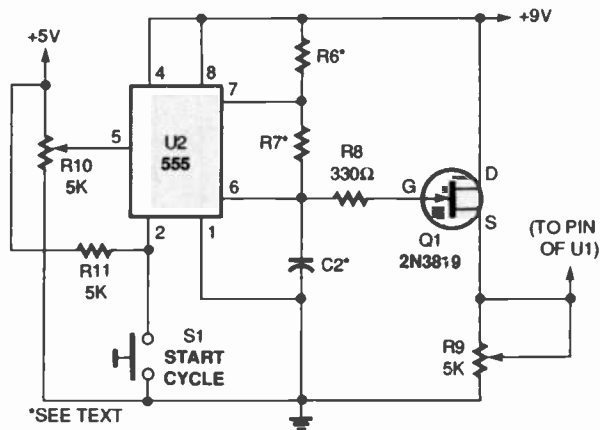


Fig. 3. This circuit should sweep the circuits in Fig. 2, causing the servo to rotate and return.

Also, is it possible to modify the circuit so that when power is applied it will operate the servo from one extreme to the other with a travel time of about 15 or 20 seconds, and then return to its start position? That would allow the engine to run through its RPM range and return to idle.

I feel that would be a great safety feature for myself and the other club members. It never fails, every year someone turns a transmitter on when they shouldn't. Your help will be greatly appreciated, and I will look forward to reading your column; keep up the good work.

—Carmen Florio, Prescott, Ontario, Canada
I'm very glad to be of service. You're right about the pins. The labels were swapped when the artwork was redrawn for publication. Sorry.

Your circuit request is a tall order to fill, but I can point you in the right direction. Pin 5 of the 555 can be used to modulate the high time of the pulse at pin 3. By supplying that pin with a varying voltage, you can vary the position of the servo. A voltage signal tapped off a timing capacitor in another 555 circuit (see Fig. 3) set up to only charge and discharge

once might just do the trick. Use R10 to set the maximum voltage provided by the circuit; use R9 to set the minimum.

One sticky detail is the value of C2. For the cycle duration you want, you'll have to use a leaky electrolytic. Try to keep the

cycle time as low as possible to minimize the effects of leakage current. With that in mind, you'll also have to choose the values of R6 and R7 to give you the timing you want with R10 set appropriately.

REVISED LOCK

This is in regards to Mr. Chieh's "Simplified Digital Lock" in the April 1995 *Think Tank*. I made the change you suggested, using one resistor to return to the gate of the BS170 (see Fig. 4). I got more reliable operation by using a 22k resistor (R6) for that job. Also, I changed R2 from 220k to 100k.

I found that if you use a number twice in a sequence they have to be decoupled by a diode as shown, otherwise the Q-output that should go high is being held low by the sec-

Earn \$1000

A Week While You Learn High Paying VCR Repair.

Earn While You Learn . . . Secrets Revealed . . .




Train at Home

If you are able to work with small hand tools and possess average mechanical ability, you could earn top dollar part time or full

time. Our learn by doing method teaches you how to work on VCR's without boring unnecessary electronic basics.

For Free Information Package Send Coupon to:
Foley-Belsaw Institute, 6301 Equitable Road,
Kansas City, MO 64120

Check VCR or another High Paying Career Field 	(Check One Box Only)	
	<input type="checkbox"/>	VCR Repair, Dept. 62368
	<input type="checkbox"/>	Computer Repair, Dept. 64265
	<input type="checkbox"/>	TV/Satellite Dish, Dept. 31144
	<input type="checkbox"/>	Advance VCR Repair, Dept. 65051
	<input type="checkbox"/>	Camcorder Repair, Dept. 66061
	<input type="checkbox"/>	Fax Repair, Dept. 67061
	<input type="checkbox"/>	Printer Repair, Dept. 68060
<input type="checkbox"/>	Computer Programming, Dept. 35092	
Since 1926		
Name _____		
Address _____		
City _____		
State _____ Zip _____		

CIRCLE 172 ON FREE INFORMATION CARD

location to indicate that the circuit is powered up. I found the best supply voltage to be anywhere from 12.5- to 16-volts DC.

—Roger W. Hamel,
Cedarville, MI

Thanks for giving my idea a whirl. By the way, Roger needs an inexpensive circuit to convert the matrix (row and column) output of a phone keypad into 12 discrete outputs. I sat and thought about it for a while, but didn't come up with anything worth committing to paper. Anybody out there have any ideas?

REVAMPED NIGHTLIGHT

After seeing the "Timed Night Light" circuit by J. dePrisco in *Think Tank*, October 1991, I thought that removing the relay would increase battery life. This is the circuit I came up with (see Fig. 5). By using a transistor instead of a relay, the use of multiple poles for other items is obviously out of the question. In this version, pushbutton S1 turns on Q3, which supplies power only to the 555. After releasing the button, transistor Q1 keeps power applied to the circuit. Note that power for the type-47 lamp comes directly from the battery and not through the 2N4403. In the relay version, lamp power came through the relay.

—Dennis Hewett,
Pittsburgh, KS

Definitely some worthwhile changes. A 9-volt NiCd battery connected via a jack to a wall transformer could keep this circuit at the ready for a power outage.

That's all for now. If you'd like your work to be included here too, write to *Think Tank*, **Popular Electronics**, 500-B Bi-County Blvd., Farmingdale, NY 11735.

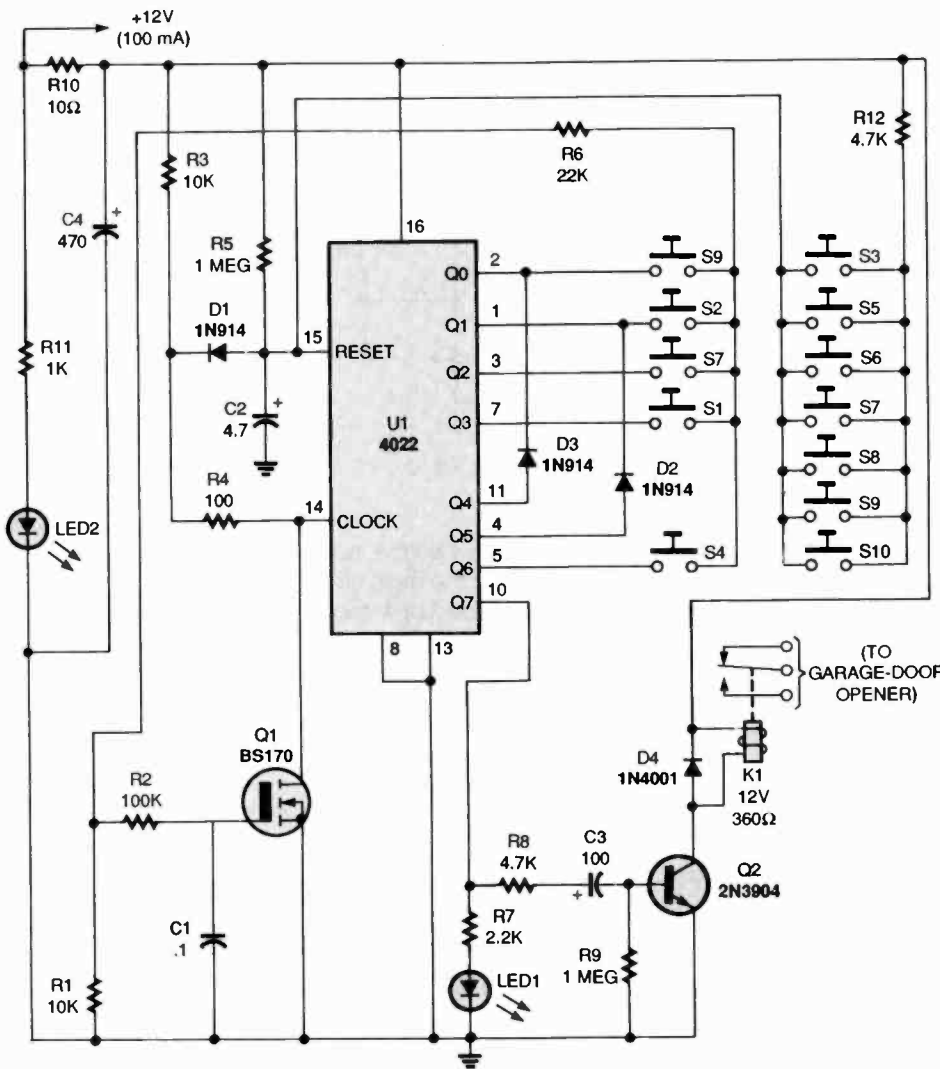


Fig. 4. Here's a one-IC answer to your digital lock needs. The circuit will not activate a lock unless it receives the correct 7-digit code.

and same number in your code sequence.

By using a smaller capacitor, C2, at the reset pin, you must key-in your correct sequence code in a shorter time frame. Shown also is the circuit I attached to pin 10 (the Q7 output) of the 4022. It operates my garage-door opener. With the values shown, the relay will close for approximately one second.

I used the unused keys on the pad as a return to reset pin 15. That narrows the chance of trying to figure out the correct code to open the lock. Incidentally, the code for the setup in Fig. 4 is 9271924.

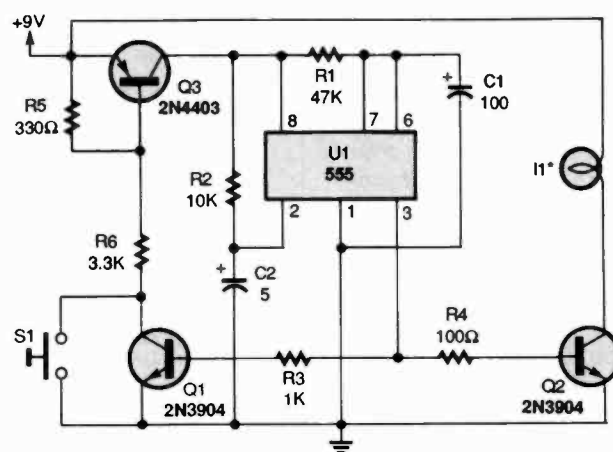


Fig. 5. If you've banged one of your big toes on the dresser enough times to form it into a ping-pong ball shape, then this circuit can at least save your other big toe from the same fate.

I added LED1 to indicate the Q7 output as I was wiring the circuit; LED2 was mounted on the keyboard

1990 was a Great Year for

Popular Electronics®

The twelve 1990 issues of *Popular Electronics* reveal many fascinating articles. There's a bonanza of build-it project plans, informative theory articles and timeless feature stories. Check out the partial list of titles packed into the 1990 issues and you'll agree that 1990 was a banner year. If you see an article about a project, theory topic or newsworthy feature, you can have that article, with the entire issue for only \$6.50. To get your 1990 issue(s) of *Popular Electronics*, place a ✓ in the box that indicates the month you want and complete the coupon below. Note that ordering six or more copies reduces the price per issue! Tear out this page, or make a photo copy of it, and mail or FAX it today! Just follow the directions below.

Popular Electronics 1990 Issues

TOPICS FROM THE PAST

Selected Projects

Audio Ambiance Ditherizer, **April**
 Bit Grabber for Parallel I/O Testing, **December**
 Car-Radio Silencer, **October**
 Cordless Test Probes, **January**
 CW and SSB, Add to a SW Receiver, **May**
 Digital Entry Switch, **November**
 Economy Portable SW Receiver, **August**
 Exhaust Monitor for Car, **June**
 Experimental AC Hum Sniffer, **September**
 Game Reaction Timer, **April**
 Headphone Output for Your CD Player, **July**
 Hot-Wire Glass Bottle Cutter, **December**
 Indoor Burglar Alarm, **December**
 IR-Triggered Sound-Effects Generator, **October**
 Lie Detector, Simple, **January**
 Microphone Preamp, Simplest, **March**
 Mobile Battery Charger, **March**
 NiCd Battery Tester, **August**
 Plasma Display, Custom, **February**
 Receiver Circuits You Can Build, **March**
 Remote-Control FAX Switch, **August**
 Serial Cable Tester, **January**
 Telephone Toll Totalizer, **August**
 Tesla's Lightning Generators, **September**
 The Lepton Candle, **October**
 Ultrasonic Morse-Code Transceivers, **July**
 Universal 3-Terminal Power Supply, **November**
 Video Titrer, Super Simple, **September**
 Vision System for Robotic Toys, **March**
 VLF Receiver and Transmitter, **July**
 Water Leak Alarm, **January**

External Drive for Laptop, **June**
 First Electric Motor Project, **October**
 Ground Fault Technology, **November**
 Keeping Up with Facemakers, **July**
 Living with Lightning, **October**
 Make Your Own Iron-on PC Patterns, **July**
 Old-time Radio Circuits, **March**
 Oliver Lodge: Radio's Forgotten Pioneer, **July**
 Restoring a Classic SW Receiver, **April**
 Solar Power, Experimenting with, **June**
 St. Elmo's Fire, **September**
 Surface Mount Technology, **November**
 Television Night, a Look Back, **July**
 Tune-in to Satellite Radio, **May**
 Using Appliances Overseas, **January**

Theory for Everyone

3-Terminal Voltage Regulators, **May**
 200,000-volt van de Graaff Generator, **October**
 All About Batteries, **August**
 All About Thermistors, **December**
 CCTV Installation Guide, **November**
 Connect Anything to Your Computer, **August**
 Designing Power-supply Circuits, **February**
 Digital Electronics Introduction, **April**
 Experiments in Electrophotography, **March**
 Fiber-Optic Communications, **April**
 Galvanometer, Build and Learn, **September**
 Lasers, All About, **September**
 Printer Technology, **October**
 Signal Generator Circuits Cookbook, **November**
 Stepping Motors Introduction, **March**
 Troubleshooting Computer Disk Drives, **May**
 Troubleshooting Your Printer, **December**
 Typing Practice Program, **August**
 Sideband Amplifiers, **January**
 Wimshurst Machine, **December**
 WW1 Long Island Spy Station, **December**

Special Features

Antenna Installation, **September**
 Capacitors, Choosing and Using, **June**
 Classic Amateur Receivers, **November**
 Drying Out Flood-Damaged Equipment, **January**
 Early Radio Transmitters, **May**

January	February	March	April	May	June	July	August	Sept.	Oct.	Nov.	Dec.
---------	----------	-------	-------	-----	------	------	--------	-------	------	------	------

✓ Check the issue(s) you want.
How to Determine Cost per Copy

Quantity	Price per copy		
	United States	Canada	Foreign
1-5	\$6.75 US	\$7.75 US	
6-12	5.75	6.75	\$8.50 US

Prices include handling and shipping costs. Prices subject to change. All Canada and foreign orders payable in U.S.A. funds only, via international money order, check drawn on a U.S. bank, or acceptable credit card (Visa, MasterCard) in U.S.A. funds. Allow 6-8 weeks delivery. Minimum foreign order-6 issues. Foreign orders may take longer. PE7

Visa MasterCard USA Bank Check US or International Money Order

Credit Card Number _____ Exp. Date ____/____

(If used) Signature _____ Total No. of Copies _____

Print Name _____ Total Amount \$ _____

Address _____

City _____ State _____ ZIP _____

Send orders to: CLAGGK, Inc. P.O. Box 4099, Farmingdale, NY 11735. No COD orders. Credit Card user may telephone or FAX order. Telephone 516-293 3751 or FAX 516-293-3115.

CIRCUIT CIRCUS

Charles D. Rakes

Some LED Fun

Welcome fellow circuiters! In this month's visit we are going to have some fun and light up a number of LEDs.

Not too long ago, I was asked, by a young fellow just getting into electronics, how to determine the value of the resistor that's connected between an LED and its power source. He became somewhat confused after looking over several circuits that operated from similar supply voltages, but used different valued resistors in series with the LED. Some of the circuits operated with resistor values as low as 100 ohms, while others used values as high as 4700 ohms.

Let's see if we can help our young friend unravel his resistor dilemma by taking a look at the simple LED circuit shown in Fig. 1. Of course, before we can determine the resistor value

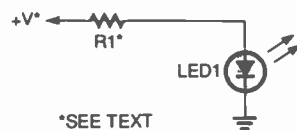


Fig. 1. The purpose of R1 is to limit the current the LED sees to a safe level. Its value is determined by the supply voltage, the LED's forward voltage drop, and the desired current through the LED.

needed for that or any circuit design, we must know several facts about the LED and the circuit in which it is used.

The forward voltage drop that occurs across an LED while operating can vary from about 1.75 to 2.8 volts. The exact voltage drop for a particular unit can usually

be found in the specification data supplied by the manufacturer. But if you're using surplus or grab-bag LEDs, the forward voltage drop is likely to be unknown. While the drop can be found by supplying a 20-mA current through the device and measuring the voltage drop across it, in most cases the LED's average forward voltage drop is about 2 volts, and that value can almost always be used to determine the proper value for the series current-limiting resistor (although, due to their chemical make up, blue LEDs have a much higher forward voltage drop).

Here's how that's done: Subtract the forward voltage drop (2 volts) from the supply voltage and divide the desired LED current into that voltage. In other words, $R1 = (\text{supply voltage} - 2)/I$. If the calculated resistance is not a standard 5% value, select the next higher standard resistor value for R1. As an example, if the supply voltage is 9 and the current is 20 mA, the calculated value is 350 ohms, and a 360-ohm resistor should be used.

Note that any number of

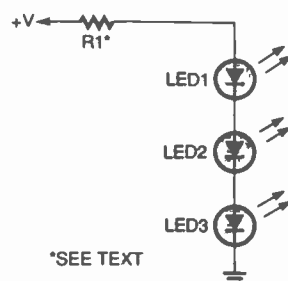


Fig. 2. A single current-limiting resistor can be used to feed several LEDs in series.

similar LEDs may be connected in series, as shown in Fig. 2, and operated from a single supply with a shared current-limiting resistor. To calculate the needed current-limiting resistance, just add together each LED's forward voltage drop, subtract the total from the supply voltage, and divide the resulting voltage by the desired LED current.

LED CONSTANT-CURRENT SOURCE

Our next entry, see Fig. 3, solves the current-versus-operating-voltage problem by turning a 7805 voltage-regulator IC into a constant-current source. As long as the supply voltage is greater than 8 volts and less than 24 volts, the LED will always see the same current and will shine at the

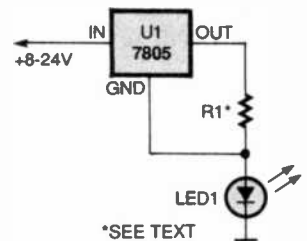


Fig. 3. This setup ensures that the LED will glow with equal brightness as long as the input voltage remains between 8 and 24 volts.

same brilliance. To figure R1's value, divide the IC's regulated output voltage (5 volts) by the LED's operating current. That's $R1 = 5/I$.

The constant-current circuit could also be used in measuring an LED's forward voltage drop. Set the circuit up for the desired test current (that is, select the appropriate value for R1)

PARTS LIST FOR THE CONSTANT-CURRENT SOURCE (Fig. 3)

- U1—7805 5-volt regulator, integrated circuit
- LED1—Light-emitting diode, any color
- R1—See text
- Wire, solder, etc.

and measure the voltage drop across the LED under test.

LED PILOT LAMP

Our next circuit (Fig. 4) places an LED in an AC circuit where it operates as a pilot lamp. The capacitor value sets the LED's current. For 120-volt AC operation, a 0.1- μ F, 400-volt capacitor

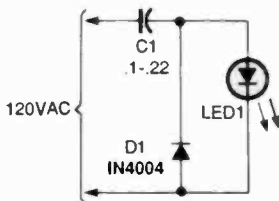


Fig. 4. Who needs a neon lamp? This circuit will let an LED function as a pilot lamp in an AC circuit.

PARTS LIST FOR THE LED PILOT LAMP (Fig. 4)

- D1—IN4004 silicon diode
- LED1—Light-emitting diode, any color
- C1—0.1- to 0.22- μ F, Mylar capacitor
- Wire, solder, etc.

PARTS LIST FOR THE LED FLASHER (Fig. 5)

- U1—LM3909 LED flasher/oscillator, integrated circuit
- LED1—Light-emitting diode, any color
- C1—470- μ F, 16-VVDC, electrolytic capacitor
- Wire, solder, etc.

will result in a 5- to 10-mA current, and a 0.22- μ F unit will produce approximately 20 mA of current.

LED FLASHER

In case you haven't been exposed to the neatest little

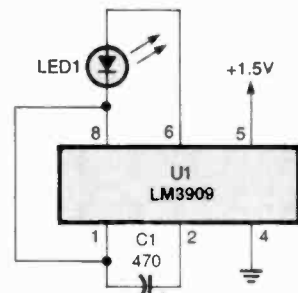


Fig. 5. The LM3909 is one of the easiest-to-use LED flashers around. It could run for years using a standard "D" cell.

LED flasher/oscillator IC ever made, take a look at the LM3909-based circuit shown in Fig. 5. The LM3909 operates from a single 1.5-volt cell and will flash an LED for over two years using a single "D" cell.

The timing capacitor, C1,

PARTS LIST FOR THE DC LEVEL INDICATOR (Fig. 6)

- LED1-LED4—Light-emitting diode, any color
- R1-R4—1000-ohm, 1/4-watt, 5% resistor
- Wire, solder, etc.

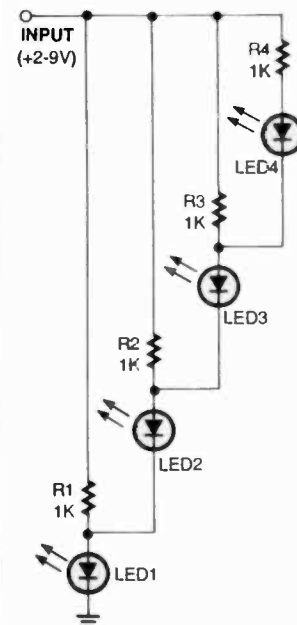


Fig. 6. Here's a simple DC-level indicator.

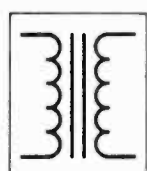
the rate, increase the value.

DC-LEVEL INDICATOR

The next circuit, shown in Fig. 6, is a simple DC-level indicator. In it, four LEDs are each connected in series with a 1k current-limiting resistor. When slightly over 2 volts is connected to the input, LED1 lights; when the voltage reaches 4 volts, LED2 lights; LED3 lights when the voltage level reaches between 6 and 7 volts; and LED4 turns on when the voltage level reaches 9 volts. At the 9-volt level, all four of the LEDs are lit.

That's all for now. There's just enough time to say so long till we meet here again next issue. ■

Coil Design and Construction Manual



YOU CAN WIND YOUR OWN COILS!

There's no trick to it except knowing what you are doing. In a unique, 106-page book you can become expert in winding RF, IF, audio and power coils, chokes and transformers. Practically every type of coil is discussed and necessary calculations are given

with the mathematical data simplified for use by anyone. Get your copy today!

Mail coupon to:

Electronics Technology Today, Inc.

P.O. Box 240 • Massapequa Park, NY 11762-0240

Please send me my copy of *Coil Design and Construction Manual* (BP160). I enclose a check or money order for \$8.45 to cover the book's cost and shipping-and-handling expenses. NY state residents must add local sales tax.

Name _____

Address _____

City _____ State _____ ZIP _____

All orders must be paid in U.S. funds only. Sorry, no orders accepted outside of USA and Canada. Please allow 6-8 weeks for delivery.

Dear Classified Advertiser:

Effective with the January 1996, issue the Electronics Market Place will be merged with the Market Center Classified. To order new advertising use the form in the Market Center Classified section. For information contact our New York Advertising Department.

Sincerely,

Larry Steckler, EHF, CET
Publisher, Editor-in-Chief

LS/ce


MULTIMEDIA WATCH

(Continued from page 26)

burners and Geiger counters are used.

Technology Solutions' new title, *Jewels of the Oracle*, is set in an ancient civilization filled with artifacts and hieroglyphs. There are many puzzles to discover and decipher, some that date back thousands of years. Graphics and sound create this unusual environment. *Jewels of the Oracle* is recommended for ages 12 and up, and has a suggested retail price of \$69.95.

Last this month is the multimedia version of Edgar Allen Poe's classic tale, *The Fall of the House of Usher* on CD-ROM from *Westwind Media*. Filled with animation, graphics, and sound, the disc livens up the story of one man's madness. Users can also enter a 3D maze with 16 levels of questions that can be answered with the newly learned knowledge of the story. *The Fall of the House of Usher* is for ages 12 and up and sells for 24.95. ■



Whether you wish to save money, boldly go where no guitarist has gone before or simply have fun building electronic gadgets designed for your musical pleasure, then read

Electronic Projects for GUITAR

Some of the add-on guitar gadgets you can build are:

\$12⁹⁵

Preamplifier • Headphone Amplifier • Soft Distortion Effects Unit • Compressor • Auto-waa • Waa-waa Pedal • Phaser • Dual Tracking Effects • Distortion Unit • Expander • Dynamic Treble Booster • Direct Injection Box • Dynamic Tremelo • Thin Distortion Unit • and Guitar Tuner.

Anyone with some previous electronic project building experience should have no problem assembling the projects.

ELECTRONICS TECHNOLOGY TODAY INC.
P.O. Box 240, Massapequa Park, NY 11762-0240

Yes, send my copy of ELECTRONIC PROJECTS FOR GUITAR by RA Pentold to the address at right. I am enclosing \$12.95 plus \$2.95 for shipping charges in USA and Canada. All payments must be made in US funds. Sorry, no orders accepted outside of USA and Canada. New York State residents add local sales tax. Allow 6-8 weeks for delivery.

Check enclosed

Please charge my Visa MasterCard

Signature _____

Account No. _____ Expir. Date _____

Name _____

Address _____

City _____ State _____ ZIP _____



ELECTRONICS MARKET PLACE

FOR SALE

CABLE test chips. Jerrold, Tocom, S.A., Zenith. Puts cable boxes into full service mode! \$29.95 to \$59.95. 1(800) 452-7090, (310) 902-0841.

THE Case against Patents. Thoroughly tested and proven alternatives that work in the real world. \$28.50. SYNERGETICS PRESS, Box 809-C, Thatcher, AZ 85552. (520) 428-4073. Visa/MC.

T.V. notch filters, free brochure, MICROTHINC., Box 63/6025, Margate, FL 33063. (305) 752-9202.

300 Experimenters Circuits — Complete in 6 practical books using diodes, relays, FET's, LED's, IC 555's, and IC CA3130's for building blocks. Only \$33.00 plus \$6.00 for shipping. USA and Canada only. US funds. ETT, INC., PO Box 240, Massapequa Park, NY 11762-0240.

CABLE descramblers. Bargain headquarters, below wholesale prices. Absolutely the lowest prices! Money-back guarantee. Nobody beats us! RP ELECTRONICS, 1 (800) 304-3604.

CABLE TV equipment & accessories. Wholesalers welcome! 30 day moneyback guarantee! Free catalog! PERFORMANCE ELECTRONICS, INC., 1 (800) 815-1512.

RESISTORS \$1.00 a dozen. Catalog \$1.00, foreign add \$1.00. ZIPFAST, Box 12238, Lexington, KY 40581-2238.

ELECTRONIC sales, installation of Intruder ID security systems for home, apartment, or business, call (812) 295-4240.

CABLE Descrambler and test turn-on kits available for most makes and models. No catalog, no 800 number equals your lowest prices. Call others, then compare our prices! We pay cash for unwanted cable boxes. No Florida sales. (305) 425-0751.

\$14.95 DCV/A, ACV(200 & 750), OHM, HFE, Diode Test, 3.5 Digit Multimeter, \$29.95 add ACA, ACV (200m-700), 20M-OHM resistance. \$39.95 add capacitance (2nF-20uF). California residents plus 8.25% tax. Shipping and handling 1-10 pieces \$4.00. One year warranty. Mail check to ANC TECHNOLOGY, 1105 Flagler Lane, Redondo Beach, CA 90278.

DESCRAMBLE cable with simple circuit added to Radio Shack RF Modulator and using VCR as tuner. Instructions \$10.00. TELCOM, PO Box 832-P10, Brusly, LA 70719.

ZAP IT! For Jerrold or Pioneer cable boxes. Other quality cable products too! Toll free: 1 (800) 899-9707.

PLANS & KITS

60 Solderless Breadboard Projects in two easy-to-read pocket books. Complete with circuit descriptions, schematics, parts layouts, component listings, etc. Both books (BP107 & BP113) only \$11.90 plus \$4.00 for shipping. USA and Canada only. US funds. ETT, INC., PO Box 240, Massapequa Park, NY 11762-0240.

SURVEILLANCE countersurveillance, bugging/phone tapping detector, telephone/fax encryption, vehicle tracking, covert video, transmitter kit, and more... A.B. ELECTRONICS, 1 (800) U-ANTI-BUG.

CRYSTAL set Handbook — Visit antiquity by building the radios your grandfather built. Assemble a "Quaker Oats" rig, wind coils that work and make it look like the 1920s! Only \$10.95 plus \$4.00 for shipping and handling. CLAGGK INC., PO Box 4099, Farmingdale, NY 11735. US funds only! USA and Canada — no foreign orders.

FIBER optics experimenters parts, supplies and tools: Fiber, cable, connectors, splices, detectors, lasers, kits, plans, newsletter. Send \$2.00 for catalog. LIGHTLINE ENGINEERING, PO Box 24, Mullica Hill, NJ 08062.

ANARCHY Online: Controversial and unusual information online. Hackers/crackers/phreaks welcome. Telnet: anarchy-online.com Modem: (214) 289-8328.

BUSINESS OPPORTUNITIES

EASY work! Excellent pay! Assemble products at home. Call toll free 1 (800) 467-5566 ext. 5730.

START your own technical venture! Don Lancaster's newly updated **Incredible Secret Money Machine II** tells how. We now have autographed copies of the Guru's underground classic for \$18.50. SYNERGETICS PRESS, Box 809-C, Thatcher, AZ 85552. (520) 428-4073. Visa/MC.

INCREDIBLE opportunity! High tech home-based business gives you financial security! Recorded information: 1 (800) 228-8193 ext. 23010. Listen then call us: 1 (800) 899-9707.

SATELLITE TELEVISION

NEW 18" satellite broadcast network. Great business opportunity too! Recorded information: 1 (800) 228-8193 ext. 23010. Listen then call us: 1 (800) 899-9707.

BEST BY MAIL

Rates: Write National, Box 5, Sarasota, FL 34230

OF INTEREST TO ALL

DOES BUYING A computer have you baffled?? Get "Buying A Computer Made Easy!" Proven system guaranteed! Send \$8.00 today! PC Prescriptions, Ste. 134-(PE), 18 Concordia Center, Cranbury, NJ 08512.

HIGH SCHOOL DIPLOMA At Home, Accredited, Fast, "Failure-Proof!" 1-800-470-4723, American Academy, 12651 S. Dixie Highway, Miami, FL 33156.

\$1,000'S WEEKLY MAILING Letters. FREE Stamps/Envelopes. Rush Self Addressed Stamped Envelope. COLOSSAL, Box 040215-BUJ, Brooklyn, NY 11204.

FREE BOOK, MONTHLY INCOME. You Choose — GUARANTEE Fax 1-703-904-0005 Ext. 100.

ANTIQUE RADIO CLASSIFIED

Free Sample!

An 'ique Radio's Largest Circulation Monthly. Articles, Ads & Classifieds.



6-Month Trial: \$17.95. 1-Yr: \$34.95 (\$51.95-1st Class). A.R.C., P.O. Box 802-L14, Carlisle, MA 01741
Phone: (508) 371-0512 VISA/MC Fax: (508) 371-7129

FREE

★ 1995 CATALOG ★

OF THE WORLD'S MOST FAMOUS

CB ANTENNAS & ACCESSORIES

— FIRESTIK CB ANTENNAS —

2614 E. Adams · Phoenix, AZ 85034

Write or Call, 602-273-7151

FREE

RECEIVING TUBES

OVER 3000 TYPES IN STOCK!

Also hard-to-find transformers, capacitors and parts for tube equipment. Send \$2.00 for our 36 page catalog.

ANTIQUE ELECTRONIC SUPPLY

6221 S. Maple Ave. • Tempe, AZ 85283 • 602-820-5411

INVENTIONS

FREE Invention package: DAVISON & ASSOCIATES offers customized development, patenting, and licensing for new products and ideas. Proven results: 1 (800) 677-6382.

EDUCATION/INSTRUCTION

BECOME an electrician. Approved home study. Free career literature. P.C.D.I., Atlanta, Georgia. 1 (800) 362-7070 Dept. TEL341.

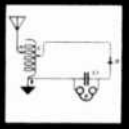
LEARN PC assembly language. Disk \$5.00, book \$18.00. ZIPFAST, Box 12238, Lexington, KY 40581-2238.

LEARN VCR repair. Great profits. Home study. P.C.D.I., Atlanta, Georgia. Free literature. 1 (800) 362-7070 Dept. VRL341.

TODAY'S electronics. Don't get left behind! Top home-study courses developed by U.S. Military. Free Catalog. FEDERAL TECHNICAL PUBLISHERS, Box 1218, E. Glen Lake, MN 55345.

Get your copy of the CRYSTAL SET HANDBOOK

THE CRYSTAL SET HANDBOOK



Go back to antiquity and build the radios that your grandfather built! Build the "Quaker Oats" type rig, wind coils that work and make it look like the 1920's! Only \$10.95 plus \$4.00 for shipping and handling. Claggk Inc., P.O. Box 4099, Farmingdale, NY 11735. USA Funds ONLY! USA and Canada — no foreign orders. Allow 6-8 weeks for delivery. MA01

Be a PC repair expert!

Home study. Learn PC repairs, troubleshooting, installation, upgrading, servicing. For free career literature, call now: 800-223-4842.

Name _____ Age _____
Address _____
City _____ State _____ Zip _____
The School of PC Repair, Dept. JL341, PCDI
6065 Roswell Road, Atlanta, Georgia 30328



DX LISTENING

By Don Jensen

Radio Still Reigns

Certain communications pundits keep trying to tell us that shortwave radio is dying. Shortwave, they say, is a septuagenarian in failing health. Soon it will gasp its last breath in a 21st Century dominated by the computer and a worldwide "Information Superhighway." Satellite broadcasting will shove aside old-fashioned shortwave radio.

It's true that we have seen a number of major international SW broadcasters struggling, but their problems seem more tied to government funding than outmoded technology. Despite problems, it seems, shortwave listening just



Despite predictions to the contrary, even after all these years, there are still a lot of shortwave broadcasters, and listeners, around.

won't go away, no matter the predictions from those of little faith.

Bearing that out is a recent observation by Larry Magne, publisher of *Passport To Worldband Radio*, the respected shortwave reference annual. "For all the talk about 'dead' shortwave," says Magne, "in the U.S., listening to shortwave is almost at a historic high."

That is true, he notes,

even when today's SWL activity is compared to the pre-WWII era, considered by some radio historians to be the golden age of SWLing. "While the market for shortwave receivers flattened out after the Gulf War, several years ago, when it increased considerably and suddenly, major manufacturers tell me that sales are once again on the rise."

So what is the attraction of shortwave radio that remains strong after so many decades? It seem to me that there are a number of reasons. First there is the ability of shortwave to deliver the news globally. That might seem odd in a world with CNN and satellite-video links, but nevertheless, the attraction remains.

Perhaps that is because radio is a medium of the mind, in which the spoken word triggers pictures within one's head that are more vivid and dramatic than anything on a TV screen. Keeping up with the news and views aired in real time from other countries overseas is a strong reason why SW radio lives on.

Likewise, shortwave radio remains a viable window to the cultures and music of other lands, a way to learn or brush-up on another language. Most Americans have ethnic roots in other countries. For many of them, SW offers a chance to tune in to the "old country," even if it's the old country they know only through stories of an elderly grandparent.

Often I get questions from listeners who want to know when and where they can

tune in SW broadcasts from the "homeland." That might be Germany, Greece, the Ukraine, Italy, Poland, or wherever. I try to include a good sampling of such listeners' tips in the "Down The Dial Section" of the column each month. Maybe, though, the particular stations you're interested in haven't been included recently. If so, drop me a line. The address is DX Listening, **Popular Electronics**, 500 Bi-County Blvd., Farmingdale, NY 11735.

RADIO ROYALTY

Longtime listeners will remember the Zenith Trans-Oceanic with great fondness. For more than four decades, that receiver was the most expensive, and romantic, of portable radios.

Who listened to the world on a Trans-Oceanic? Kings, presidents, yachtsmen, world explorers, American troops during three wars, and ordinary shortwave listeners.

Two university professors, and not incidentally, expert DX listeners, John H. Bryant and Harold N. Cones, have thoroughly researched the background of that famed receiver, which was manufactured from the 1940s to the 1980s. Now they have written a newly published history, *The Zenith Trans-Oceanic: The Royalty of Radios* (Schiffer Publications).

The book traces the history of SW portables from the 1920s, leading to the development of the Trans-Oceanic. The vacuum-tube portable, originally about the size of a small carry-on piece of luggage, was first

sold in 1942, after years of development by the Chicago-based electronics company.

The stylish Trans-Oceanic carried a hefty price tag for its day, but it opened up world communications for both travelers and armchair travelers. During its 40-year history, the company continued to improve its design and electronics. As vacuum tubes gave way to solid-state circuitry, the receiver's size and weight shrank, while its performance improved.

Zenith produced 10 basic Trans-Oceanic models, 24 if you consider variations and sub-models, according to Bryant and Cones. Those included the classic Clipper, introduced back in 1942, various sets dubbed Royal in the 1960s, and the R-7000 sets of the line's final decade.

The 160-page softcover book is loaded with great photos, including historic shots of Mt. Everest conqueror Sir Edmund Hillary with his Trans-Oceanic Royal 1000, and Frank Sinatra posing with his Clipper model. Other black-and-white and color illustrations depict the long history of that shortwave portable.

For the collector of old-time SW gear, the book has plenty of reference information and charts. For the would-be collector, the authors include a chapter on what to look for and how to restore these old sets. For the rest of us, it is a fascinating read and is well recommended. The book is available for \$24.95 plus \$2 shipping/handling (\$3 in Canada), from Radio Professors, P.O. Box 592, Stillwater, OK 74076.

IN THE MAIL

"I'm both a shortwave listener and licensed ham," writes Phil Morrison, Raleigh,

NC. "One day, a while back, I caught part of a QSO in which a couple of hams were talking about an SWL ham network on 40 meters. Later I got to wondering about this SWL net. Have you got any details?"

Surely you're referring to the ANARC SWL Ham Net—ANARC stands for the Association of North American Radio Clubs, the umbrella organization for SWL and other radio-listening clubs in the U.S. and Canada. The net has been in operation for a number of years now, convening on 7,240 kHz, lower sideband, every Sunday morning at 10 a.m. Eastern time. You'll hear a number of ham/SWLs exchanging logging tips on new stations, program schedules, frequencies, and other shortwave listening subjects of interest.

What's nice about the net is that non-hams aren't left out. Obviously, you can simply listen in if you wish. If you want to participate, though, you can telephone (they'll announce the number) one of the "gateway" stations, which will then relay your information or tips over the net. Incidentally, the ANARC SWL Ham net is best heard east of the Mississippi; it is difficult to hear in the Far West.

DOWN THE DIAL

Here are some stations you might like to try. What are you hearing? Why not write and tell the rest of us!

AUSTRALIA—9,510kHz.

*Credits: Mark Anderson, MI; Dean Bianco, NY; Jim Ducharme, MA; Bill Flynn, OR; Rufus Jordan, PA; Jerry Klinck, NY; Marie Lam, NY; William McGuire, MD; Ed Newbury, NE; Robert Pietraszek, MA; Ed Rausch, NJ; World DX Club, c/o 2216 Burkey Dr., Wyomissing, PA 19610; North American SW Association, 45 Wildflower Road, Levittown, PA 19057.

Radio Australia was heard from 1300 UTC sign on with the Southeast Asian Night Service in English, including news and features.

CANADA—6,005 kHz.

CFCX, Montreal, was noted with French programming, including pop music and commercials from about 1400 UTC.

ECUADOR—4,920 kHz.

Radio Quito programs here in Spanish, with a DJ playing popular Spanish- and English-language ballads around 0130 UTC.

FRANCE—15,365 kHz.

Radio France International was heard on this frequency at 1230 UTC in English with a news actuality from a reporter in Somalia.

INDONESIA—9,680 kHz.

Radio Republik Indonesia, Jakarta, broadcasts here in Indonesian at 1230 UTC with exotic sounding music, then news at 1300 UTC.

MEXICO—2,390 kHz.

Radio Huayacocotla has great Latin music here at 1200 UTC. Programming is, of course, in Spanish. Some RTTY interference is noted.

NAMIBIA—3,270 kHz.

Namibia Broadcasting Co. was logged here in English at 0500 UTC, including a promotion for the Miss Namibia beauty contest.

POLAND—7,285 kHz.

Polish Radio in Warsaw has English at 1825 UTC, but a better frequency at this time is 7,270 kHz.

SOUTH AFRICA—4,810 kHz.

Radio 2000, a South African SW home-service outlet has been heard at 2300 UTC with cricket commentary in English.

UGANDA—4,976 kHz.

Radio Uganda was reported here at 0405 UTC with a talk in English about public health and agriculture. ■

ATTENTION! ELECTRONICS TECHNICIANS



EARN YOUR B.S.E.E. DEGREE

THROUGH HOME STUDY

Our New and Highly Effective Advanced-Placement Program for experienced Electronic Technicians grants credit for previous Schooling and Professional Experience, and can greatly reduce the time required to complete Program and reach graduation. No residence schooling required for qualified Electronic Technicians. Through this Special Program you can pull all of the loose ends of your electronics background together and earn your B.S.E.E. Degree. Upgrade your status and pay to the Engineering Level. Advance Rapidly! Many finish in 12 months or less. Students and graduates in all 50 States and throughout the World. Established Over 40 Years! Write for free Descriptive Literature.

COOK'S INSTITUTE OF ELECTRONICS ENGINEERING



4251 CYPRESS DRIVE
JACKSON, MISSISSIPPI 39212

HAM RADIO

By Joseph J. Carr, K4IPV

Shop Stuff

Not long after I put together my first ham-radio station (a Heathkit DX-35 transmitter, a borrowed World-War II surplus BC-342 receiver, and a 40-meter dipole antenna), I started the process of collecting tools and instruments for an electronics/ham-radio workbench . . . that's lots of collecting for lots of years! Over those years, I've developed some ideas of what I need on that bench. While some items are obvious to anyone who knows

That nominal "110-volts rms" actually varies quite regularly from 105- to about 125-volts rms, and most equipment is designed to operate normally over that range. (However, at times, I've noted as high as 128 volts, and during a summer-time "brownout," one ham told me he saw 95 volts at his location.)

In some cases, however, calibration of dials, especially frequency dials, is only guaranteed to be within the best specification at certain specific voltages, or over a much narrower range than the proper operation range, especially in older equipment. In other cases, circuits such as crystal oscillators as well as some pieces of test gear don't work properly at voltages near the extremes.

One answer is to provide an AC line-voltage meter on the workbench. While that instrument doesn't adjust the voltage to the proper level, it allows you to know what the actual voltage is at any given time. It's relatively easy to find 0- to 150-volt AC (rms) meters, but those are hard to read at distances of a yard or two. The best meter is one intended for monitoring the AC line voltage and featuring an "extended scale." In such a meter, the bottom end is just a little below 100 volts, while the upper scale is a bit more than 130 volts. Those expanded-scale voltmeters are easier to read at normal working distances, and are easier to interpret.

ISOLATION TRANSFORMER

The 110-volt AC line can


be lethal. Tangle with it and you might die. And please, please, please don't listen to any "yahoo" who tries to tell you that 110 volts isn't dangerous because "it's the current that kills." I actually heard a medical doctor say that once. I asked him if he'd ever heard of Ohm's law, and reckoned that if he hadn't, then he could get a real harsh lesson by sticking his finger in the wall outlet:

110 volts will kill!

It's difficult to work on electronic equipment without coming into close proximity with 110-volts AC. If your shop is like mine, down in the basement on a concrete floor (or in a garage), then the floor is somewhat conductive. Because the AC-power system in the U.S. is grounded on one side, current can and will flow dangerously and painfully to ground . . . through you!

There are several partial solutions to the safety problem in your workshop. One partial solution is to put down a non-conductive floor covering of rubber, masonite, or some other material (and keep it dry!). That will insulate you from the conductive concrete floor.

Another partial solution is to power every AC outlet on the workbench from an isolation transformer. An isolation transformer is either a 1:1-ratio transformer for isolating 110-volt outlets from the 110-volt line, or a 2:1 unit to isolate 110-volt outlets from the 220-volt AC line (you have both 110- and 220-volt service in your home if it was built in the last 50 years). The isolation transformer provides two



When looking for a meter to monitor the AC line, choose one intended for that purpose and featuring an expanded scale.

anything about electronics, others are not. Let's take a look at a few of those.

AC LINE-VOLTAGE METER

The power source to all but a tiny minority of homes in the U.S. is 110 volts, 60 Hz, alternating current (AC). That 110 volts is the root-mean-square (rms) value of the AC potential, so the peak voltage is nominally 156 volts, and the peak-to-peak voltage is 311 volts.

lines for the AC, just like the lines from the power company, but neither line is grounded (*i.e.* they are "floating" above ground). That arrangement means that there is no path to ground if you accidentally touch one of those floating lines. I have a 1500-volt-ampere-rated, 1:1-ratio isolation transformer that powers the bench in my basement workshop.

Keep one thing absolutely clear in your mind: An isolation transformer reduces the danger, but does not eliminate it. In other words, it is a whole lot less likely that you will be shocked, injured, or killed by touching a single AC-power point. However, if you come across two points, with 110 volts between them, then you are still at risk despite the isolation transformer!

RADIO RECEIVER

Believe it or not, I've got two receivers on my workbench and plan to add a third in the near future. One receiver is a digitally synthesized modern unit that operates from 100 kHz to 38 MHz. The other is an antique Hallicrafters SX-100 made in the 1950s. I bought that radio at a hamfest several years ago, and then refurbished it. I also modified it to allow me to input signals directly to the IF (for testing), and to bring the DC voltage from the automatic gain control to an outside port (also for certain types of tests).

Receivers can be used on the workbench for a number of chores. One principal chore is to find an oscillator's frequency, or to discover whether or not it is even operating. A simple probe, made by connecting a piece of wire to the end of a piece of coax that feeds the antenna in-



Here is one of my bench receivers—a salvaged old war horse. Also seen here (behind the receiver) are two elderly, but working, RF signal generators, and my oscilloscope.

put on the receiver, will allow you to safely probe around the oscillator circuit, while tuning for the frequency on the dial. The receiver can also be used to test receiver accessories, band converters, antenna tuners, and so forth.

But, please don't do anything silly. Many years ago I saw a guy (no, not me!) who wanted to test his 75-watt Novice transmitter to see if it was working, so he connected the antenna output of the transmitter to the antenna input of the receiver, and then pressed the key down. The results were quite impressive, though there was not much left of the receiver!

MULTIMETERS


I own a number of multimeters, all but one of which is digital. One of them measures inductance and capacitance, in addition to the usual ohms, volts, and milliamperes. I also own a new Radio Shack digital multimeter that has a PC computer interface. I can plug it into the RS-232 serial-communications port, and with the supplied software, use the meter as a data acquisition system.

Everyone should have at least one good digital multimeter. But multimeters

have one significant drawback for hams—they can be useless around operating transmitters. Even if the transmitter is operating into a dummy load, there is usually enough RF leakage getting onto the meter's test leads to drive the unit off scale.

So what's the alternative? Well, actually, it's the same one your grandpa might have used: an old-fashioned analog volt-ohm-milliammeter (VOM). Those meters are completely passive, so one will not respond to an RF field until it gets strong enough so that you don't want to be around it anyway.

Not all analog meters are true VOMs, and that includes some that are called "VOMs." Many meters are electronic ana-



Here's part of my collection of dummy loads. The switch-selectable unit contains a series of non-inductive resistances ranging from 6 to 300 ohms.

log voltmeters, and those suffer the same problem as digital meters. If the meter tests FETs or any other type of transistor, avoid it when searching for an RF-proof instrument. Another good hint is the battery. The true VOMs used a single 1.5-volt cry cell to power the ohm-meter section. If there are two batteries, or if the battery is higher than 1.5 volts, then it's a good bet that there is an amplifier in the instrument. Models to look for include the Simpson 260 or 270, or the Triplett 630. Those are all old, but they are still useful.

DUMMY LOADS

There are many RF circuits that will not work properly unless terminated in their proper impedance (usually 50 ohms, except for TV circuits in which case 75 or 300 ohms is used). I keep four 50-ohm dummy loads on my bench. Two of the loads are fixed, CB-style, dummy loads. They contain a 50-ohm, noninductive resistor (and in one case a heatsink), connected to a PL-259 UHF coaxial connector. Another unit I own is selectable, containing a dozen or so carbon (*i.e.* noninductive) resistors with values from 6 to 300 ohms. I can switch-select any resistance I need, or pass the input straight through to an output connector. Another load I own is a simple, male, BNC coaxial connector with two 100-ohm resistors connected in parallel (forming a 50-ohm load). That load is real convenient when working on filters and other small circuits.

That's all for now. Until next month, if you have any questions, kudos, brickbats, or suggestions for future topics, then contact me at P.O. Box 1099, Falls Church, VA 22041. ■

SCANNER SCENE

By Marc Saxon

The Good, the Bad, and the Scrambled

There's good news and bad news relating to the ever-popular world of cordless-telephone monitoring. The good news is that the FCC has allocated new channel pairs not far from the existing 46/49-MHz channels. The bad news is that a number of the better cordless phones operating on those frequencies will most likely use analog voice-scrambling circuits to thwart eavesdropping by scanner owners.

Analog scramblers are nothing new in certain

PA) is only one of the many readers who have asked about those signals.

Did you know that there is an analog speech scrambler and descrambler available that you can add to any phone in order to scramble voice transmissions? The good news for Raymond and other scanner owners is that the very same device can be added to any scanner to make sense out of all those received signals that use analog scrambling.

The device is called the Ramsey SS-70. To use it with a scanner, you merely insert it in the cable that runs between a scanner's external speaker connection and its external speaker. The SS-70 requires an internal 9-volt battery, or can be powered by an external 9-volt source. When a signal using an analog scrambler is observed, you press the front-panel button, and the SS-70 turns that signal into something you can understand. When you're listening to regular signals, you pop out the button, and the SS-70 shuts off. There's a volume control that regulates only the descrambled signals. The SS-70 is not intended to decode digitally scrambled transmissions, which are not encountered with 46/49-MHz cordless phones, anyway.

The SS-70 is available as a kit with a matching case. It also comes factory wired and tested. Complete instructions for wiring and hookup are provided. It's


from Ramsey Electronics Inc., 793 Canning Parkway, Victor, NY 14564; Tel. 716-924-4560.

WHAT NEW CORDLESS FREQUENCIES?

To relieve congestion on the 10 existing 46/49-MHz paired cordless-phone frequencies, the FCC made available 15 new channel pairs. Newly made cordless phones can have 25-channel capability. Some of the new channels are shared with stations long licensed in other radio services that were previously allocated the use of those frequencies. The FCC said that they felt the risk of interference between those stations and the cordless phones was "very low."

The newly created cordless base frequencies are: 43.72, 43.74, 43.82, 43.84, 43.92, 43.96, 44.12, 44.15, 44.18, 44.20, 44.32, 44.36, 44.40, 44.46, and 44.48 MHz. The handset frequencies that match up with those are: 48.76, 48.84, 48.92, 49.02, 49.08, 49.10, 49.16, 49.20, 49.24, 49.28, 49.36, 49.40, 49.46, and 49.50 MHz.

We might add that our own listening on the 48-MHz channels has turned up several commercial dispatchers, so we'll keep our fingers crossed about the low risks of interference. If you monitor the frequencies between the 10 existing "old" 46-MHz cordless-phone channels, you might hear a surprising amount of two-way traffic.



The Ramsey SS-70—the small, simple unit shown sitting atop a GRE Super Amplifier—enables any scanner to decode analog-scrambled cordless-phone conversations.

more expensive models of 46/49-MHz cordless phones. Radio Shack, Motorola, and others already sell them. You might have encountered their strange, unreadable signals on cordless-phone frequencies. Raymond (Glendale, Avoca,

BIG APPLE, BIG APPETITE

The frequency band between 482 and 488 MHz is really TV channel 16. In the area in and around New York City, there is a shortage of communications frequencies for use by public-safety agencies, and not much need for telecasting on TV Channel 16.

The FCC has therefore decided to allow that band to be used for the next five years by public-safety agencies in the metropolitan New York area, which includes northern New Jersey and Long Island. The arrangement could be allowed to continue for longer than five years, but the FCC will most likely want to clear those stations out when advanced television technology (such as HDTV) is ready to go. HDTV is frequency hungry, and will have first call on those frequencies at that time.

That might be a long way down the road. Meanwhile, if you are in monitoring range of the New York metro area, you can start searching there. The bases will be operating between 482 and 485 MHz; mobiles and handhelds will operate from 485 to 488 MHz.

HOW ABOUT THOSE NEWBIES?

John Difloure, of Nebraska, dropped us a line asking if the latest scanners lend themselves to modifications that will restore the locked out 800-MHz cellular bands.

The FCC decreed that newly designed scanners released after April of 1984 were not supposed to be able to have the cellular bands restored by means of simple user modifications. Inasmuch as scanner models must have FCC approval before they can be

offered for sale, it's not likely that any of the latest models can have those bands restored. However, there are many other worthwhile modifications that users can make to them, as with earlier models scanners.

EYES IN THE SKY

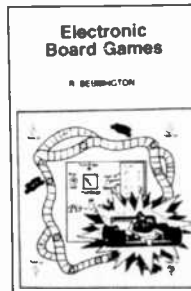
A note from Ronald J. (Farmington Hills, MI) wonders about directly monitoring traffic helicopters used by radio stations. Ron feels that the information is passed down from the 'copters to the stations as much as 10 to 15 minutes before they get it on the air.

The two primary bands to search for that activity in all U.S. areas are 450-451 MHz and 455-456 MHz. In some instances, a helicopter will use the 455-MHz frequencies, while the radio station's ground station operates in the 450-MHz band. One thing to remember is that there might be restrictions or limitations to using a scanner in a vehicle in some areas.

Several radio stations in my own area run "live" broadcasts from their traffic aircraft. It was only when I happened to check them out on my scanner that I realized that at least one station actually plays a tape of a communication made about five minutes earlier, although they don't say that it's a delayed recording. Well, the same station broadcasts listener phone calls and doesn't announce that they are recordings, either. So, apparently that's the way they do those things!

We are always looking for your questions, loggings, frequencies, and clippings about scanners and scanning. Help keep us tops by writing to *Scanner Scene*, **Popular Electronics**, 500 Bi-County Blvd., Farmingdale, NY 11735.

3 NEW BOOKS for the Project Builder

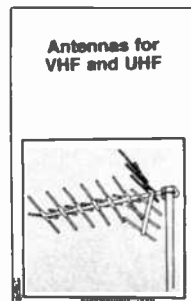


BF350—ELECTRONIC BOARD GAMES\$6.00

Twenty novel electronic board games that you can build from the plans in this book. Whether you are interested in motor racing, searching for buried treasure on a desert island or for gold in Fort Knox, spinning the wheel of fortune, or doing a musical quiz—there is something for you to build and enjoy!

PCP119—ELECTRONIC MUSIC AND MIDI PROJECTS.....\$14.95

Save cash by building the MIDI gadgets you need. Want a MIDI THRU box, program change pedal, Metronome, analog echo unit, MIDI patchbay or switcher? Over 16 practical and very useful music and MIDI projects—all in this book! The projects are explained in detail with full instructions on assembly.



BP301—ANTENNAS FOR VHF AND UHF\$6.00

From installing a TV or FM antenna to setting up a multi-antenna array for shortwave listening or amateur radio, this book explains the basics of VHF and UHF antenna operation and installation. The text describes in easy-to-understand terms the essential information about how antennas work, the advantages of different antenna types, and how to get the best performance from an antenna.

Mail to: **Electronic Technology Today, Inc.**
P.O. Box 240 • Massapequa Park, NY 11762-0240

Shipping Charges in USA & Canada

\$0.01 to \$5.00	\$2.00	\$30.01 to \$40.00	\$6.00
\$5.01 to \$10.00	\$3.00	\$40.01 to \$50.00	\$7.00
\$10.01 to \$20.00	\$4.00	\$50.01 and above	\$8.50
\$20.01 to \$30.00	\$5.00		

Sorry, no orders accepted outside of USA and Canada. All payments must be in U.S. funds only.

Number of books ordered.

Total price of books \$ _____
 Shipping (see chart) \$ _____
 Subtotal \$ _____
 Sales Tax (NYS only) \$ _____
 Total enclosed \$ _____

Name _____
 Address _____
 City _____ State _____ ZIP _____

Please allow 6-8 weeks for delivery.

ET04

ELECTRONICS LIBRARY

Step Into Virtual Reality

by John Iovine

For most people, virtual reality remains an intriguing, but inaccessible technology. They've seen it on TV, and read about it in newspapers and magazines, but they haven't been able to actually experience virtual worlds. Consumer VR gear is all but nonexistent, and the cost of commercial equipment is prohibitive.

This book brings virtual reality into the real world. It shows readers how to build a complete VR system using their own PCs and available software. The book offers a dozen simple proj-

explorer (T-bot), tactile actuators, and a VR exercise bike.

The included companion diskette provides 3DBENCH, a benchmark program that tests the capabilities of the user's computer; 3DV, which allows the user to move and rotate 3D models in real time; BIKE, a stand-alone VR world created with the Virtual Reality Study program for use with the VR bike; and GIF, which contains two stereographic pairs of .GIF images that can be used with the LCD shutter glasses.

The book also provides convenient listings of virtual reality vendors and suppliers.

Step into Virtual Reality costs \$32.95 and is published by Windcrest/McGraw-Hill, Blue Ridge Summit, PA 17294-0850; Tel. 1-800-233-1128; Fax: 717-794-2103.

CIRCLE 90 ON FREE INFORMATION CARD

MINIATURE SATELLITE DISHES: The New Digital Television, Second Edition

by Dr. Frank Baylin

This book covers all aspects of the new direct broadcast satellite (DBS) industry, including the technology, the players, and the programming. Issues such as signal security are discussed, and practical considerations such as installation methods are explored.

The book's first three chapters provide an overview of the field and cover the underlying technology of satellite systems. Topics include digital video compression, bit error rate, receiver design, and compatibility of large- and small-dish systems.

The DBS providers, including DirecTV, USSB, Primestar, and EchoStar, along with their satellites and systems, are examined

MINIATURE SATELLITE DISHES

The New Digital Television

2nd Edition



by Dr. Frank Baylin

in the fourth chapter. Detailed discussions of how DBS differs from large-dish satellite TV and cable TV, the origins of DBS, and DBS frequency allocations are included. Topics such as rain fade and solar outages are explored.

Subsequent chapters cover the encryption systems used for signal security in large- and small-dish systems and the program packages and prices offered by the various vendors. The book provides step-by-step instructions for the installation of both small- and large-dish satellite systems, and demonstrates the methods used to hook up and interface home-entertainment systems—including off-air antennas, stereos, and VCRs—with home satellite TV receivers.

Miniature Satellite Dishes: The New Digital TV is available for \$20 plus \$4 for shipping and handling from Baylin Publications, 1905 Mariposa, Boulder, CO 80302; Tel. 303-449-4551; Fax: 303-939-8720.

CIRCLE 91 ON FREE INFORMATION CARD

THE AUDIO SOURCE CATALOG

from Sescor, Inc.

If you have an audio problem,



ects that teach readers how to build their own VR equipment and interfaces to create and enter a virtual environment. Projects include a head-mounted display unit, LCD stereoscopic shutter glasses, a data glove, a telepresence robot car

you can probably find the solution in this catalog of audio specialty and construction products—and find it on sale until August 31, 1995. Sescom's 14-page summer sale brochure features devices designed for "plug-n-play" real-world applications. The line of "rackem'n'stackem" products, for instance, includes a four-channel audio-distribution amplifier, a stereo-buffer amplifier, and a stereo combiner, all of which are easy to connect and easy to use, and are designed to fit in rack systems or just about anywhere else. Also featured are a selection of in-line




devices that eliminate hum and buzz; XLR adaptors; and audio SIPs. Portable audio equipment includes mic-line drivers, a dual interface box, and a stereo line driver.

The Audio Source catalog is free upon request from Sescom, Inc., 2100 Ward Drive, Henderson, NV 89015-4249; Tel. 702-565-3400 or 800-634-3457; Fax: 702-565-4828 or 800-551-2749.

CIRCLE 92 ON FREE INFORMATION CARD

INFORMATION HIGHWAYS AND BYWAYS:
From the Telegraph to the 21st Century
by Irwin Lebow

Spanning the entire history of electrical communications, this book traces the history, and forecasts the future, of communication technologies. It examines how such inventions



have driven cultural changes in the past, and how the future of our society might be affected by the Internet and the information superhighway.

The book uses anecdotes, historical recreations, and non-technical explanations to illustrate the impact that communications have had on our world during the past 150 years—since Samuel Morse introduced the telegraph. It tells the stories of the inventors and entrepreneurs who brought the technologies to the public, and even discusses the litigators, antitrust lawyers, and regulators who influenced the course of technology's progress. The book provides non-technical readers with an understanding of the communications systems of yesterday, today, and tomorrow, and provides insight into the turmoil of today's information and entertainment industries.

Information Highways & Byways: From the Telegraph to the 21st Century (order number PP4275) lists for \$29.95 and is available to IEEE members for \$25. It is published by the Institute of Electrical and Electronics Engineers (IEEE), 445 Hoes Lane, P. O. Box 1331, Piscataway, NJ 08855-1331; Tel. 1-800-678-IEEE.

CIRCLE 93 ON FREE INFORMATION CARD

RADIO COMMUNICATION EXCITEMENT
from C. Crane Company

This 80-page catalog goes beyond radios and antennas to also offer a selection of fax

machines, telephones, audio equipment, and weather stations. In most product categories, the catalog offers two basic lines of each item: the "best made" and the "best for the money."

The catalog features radios and antennas for regular AM/FM broadcast listening, as well as shortwave, CB, and scanner gear. Other product categories include satellite-receiving equipment, alternative power sources, lightning protection, home-theater and audio equipment, car radios, and books. Accessories include headphones, adaptors, and batteries and chargers. The catalog also

RADIO



provides convenient information on the radio spectrum, frequency allocation, radio noise, and even the design for a "cheapo" do-it-yourself shortwave and AM antenna.

Radio Communication Excitement (Catalog No. 6) is free upon request from C. Crane Company, 558 10th Street, Fortuna, CA 95540-2350; Tel. 1-800-522-8863.


CIRCLE 94 ON FREE INFORMATION CARD

THE NORTH AMERICAN REPEATER ATLAS 1995/96 Edition
by Bob Martin, N7JXN

Written for the ham on the go who wants to keep in touch with nearby repeaters, this book contains complete repeater maps for every U.S. state and Canadian province, as well as for Mexico, Central America, and the Caribbean. You'll want to bring it along on business

trips and vacations, or keep a copy handy in your RV.

The book provides street maps that show repeater frequencies for most U.S. metropolitan areas. It lists repeater information, including frequency, subaudible tone (if necessary), and indications of



which repeaters have autopatch capability. Repeater listings are provided for 10 meters, 2 meters, 220 MHz, 440 MHz, 900 MHz, and 1.2 GHz. The book also provides information for a number of "linked" repeater systems.

The North American Repeater Atlas, 1995/96 Edition costs \$10 and is published by The American Radio Relay League, 225 Main Street, Newington, CT 06111; Tel. 203-666-1541; Fax. 203-665-7531

CIRCLE 95 ON FREE INFORMATION CARD


THE OFFICIAL GUIDE TO BUYING, CONNECTING & USING CONSUMER ELECTRONICS PRODUCTS

from the Electronic Industries Association/Consumer Electronics Group (EIA/CEG)

Each year, Americans spend more than 80-billion dollars on consumer-electronics products. That's quite an investment in televisions, VCRs, audio equipment, camcorders, home-theater components, personal computers, telephones, home-office equipment, mobile electronics, and all the accessories that go with them. This book is

intended to help consumers invest their money, time, and effort wisely. It can take the place of that knowledgeable friend who, you drag along to the electronics store to advise you before buying and then beg to come over to help you hook up your new purchases.

The book opens with an overview of consumer electronics that includes a history from Edison's time up to the 1990s, along with a discussion of the



basics of today's consumer electronics. The rest of the book is divided into sections on audio, auto sound, mobile electronics, video, home theater, telecommunications, computers, home office, and home control. The main sections are divided into subsections that deal with individual products. For each product, the book provides the information needed to make a wise purchase decision. In most cases, it discusses features, explains installation, describes available accessories, defines "tech talk," and explains proper maintenance procedures.

The Official Guide to Buying, Connecting, & Using Consumer Electronics Products is available for \$9 (including shipping and handling) from the Electronic Industries Association/Consumer Electronics Group, CE Book, 2500 Wilson Blvd., Arlington, VA 22201; Tel. 703-907-7636; Fax: 703-907-7690.

CIRCLE 96 ON FREE INFORMATION CARD

SOLDERING IRONS CATALOG

from M.M. Newman Corporation

This catalog includes miniature

and standard soldering irons, temperature-control stations, tips, and stands for electronics and industrial assembly and field-service repair work. It features Antex precision soldering irons, with heating elements located directly under their tips for maximum efficiency. Also featured is a power-supply unit that operates on 115 VAC and converts line voltage to a safe 24 VDC, an independent soldering-iron controller, and control stations for precisely controlling tip temperatures. The catalog provides photographs and specifications for each product, and offers a fully illustrated chart of slide-on replaceable tips to help users select the best tip for the job.

The Soldering Irons Catalog is free upon request from M.M. Newman Corporation, 24 Tioga Way, P. O. Box 615, Marblehead, MA 01945; Tel. 617-631-7100; Fax: 617-631-8887.

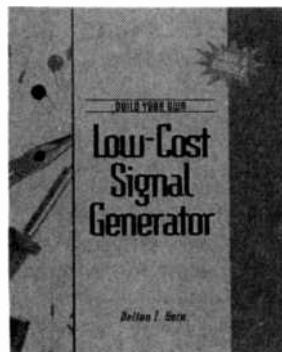
CIRCLE 97 ON FREE INFORMATION CARD

BUILD YOUR OWN LOW-COST SIGNAL GENERATOR

by Delton T. Horn

A signal generator is an important piece of electronic test equipment, but a commercial signal generator can put a big dent in your wallet. This book shows you how to save money and improve your electronic skills by building your own signal generator.

Filled with interesting and useful sub-assembly projects, the book features one complete project—an inexpensive signal generator with a wide array of electronic applications, including troubleshooting, repair, and circuit design. The book pro-



vides complete circuits and parts lists for generating all types of signals, ranging from direct current to complex digital synthesis. Some of the signals covered include sine waves, amplitude and frequency modulation, op-amp-generated square and rectangular waves, sawtooth and staircase waves, special-purpose waveforms, pink-noise and white-noise generators, and IC-based signal generators. Sub-assembly projects include sound generators, power supplies, and test gear useful for typical hobbyist applications.

Build Your Own Low-Cost Signal Generator costs \$19.95 and is published by Tab Books Inc., Blue Ridge Summit, PA 17294-0850;

Tel. 1-800-233-1128.

CIRCLE 99 ON FREE INFORMATION CARD


ANALOG-TO-DIGITAL CONVERSION: A Practical Approach

by Kevin M. Daugherty

This comprehensive guide focuses on viable, cost-effective techniques and procedures that demystify analog-to-digital (A/D) conversion. Its thorough examinations of design considerations, trade-offs, and limitations are intended to enable cost-conscious engineers to analyze and adjust a design for both performance and cost. The book is filled with in-depth information on useful A/D techniques, from low-cost discrete converters to high-performance flash converters.

The book takes the reader through a step-by-step process that shows how specific techniques work and which type of A/D conversion will be the most effective for use in particular real-life situations. Its emphasis is on practical applications, and many helpful examples of the various techniques involved.

A wide variety of topics are discussed. The book reports on microcontroller A/D techniques, giving economical examples that could mean the difference between success or failure in the marketplace. It provides complete explanations of single and multislope A/D and shows how to make the procedures



both workable and cost-effective. The book also explores the delta-sigma/oversampling A/D technique.

Analog-to-Digital Conversion: A Practical Approach costs \$55 and is published by McGraw-Hill Book Company, 11 West 19th Street, New York, NY 10011; Tel. 1-800-2-MCGRAW.

CIRCLE 66 ON FREE INFORMATION CARD

ELECTRONIC KITS CATALOG

from North Country Radio

This 32-page catalog offers a selection of ready-to-build electronics kits, most based on articles published in **Popular Electronics** and **Electronics Now (or Radio-Electronics)**. The kits include everything necessary to build the printed-circuit boards for each project. All designs are professionally engineered and tested, and, in general, require only commonly available test equipment to complete. Projects include Amateur TV (ATV) transmitters and receivers, ATV amplifiers and downconverters, a wireless FM stereo transmitter, a shortwave converter for car radios, and many others. Also included are kit enclosures and lenses for video cameras.

The Electronic Kits Catalog is available for \$1 plus a self-addressed 6 x 9-inch envelope with \$.75 postage from North Country Radio, P. O. Box 53, Wykagyl Station, New Rochelle, NY 10804-0053; Tel. 914-235-6611; Fax: 914-576-6051.

CIRCLE 67 ON FREE INFORMATION CARD

RADIO ASTRONOMY

(Continued from page 47)

verse; the true nature of quasars; and how much of distant galaxies' mass is invisible (some scientists believe that "dark matter" or "missing mass" might represent 99 percent of the universe's mass, which could explain the motion of galaxies in clusters).

Science still hasn't determined how galaxies formed in the earliest stages of the universe; and what the universe might be like many billions of years in the future. Also unresolved are questions of how the process of galactic evolution can be modeled, whether the universe is open or closed, and what the values of its parameters are.

As you might imagine, the universe's countless riddles and mysteries probably won't be solved conclusively anytime in the near future. But radio astronomy will most likely do much to revolutionize our present and future views of both ourselves and the universe of which we are a part. ■

“
If I don't get
a good education,
I could end up
an alcoholic
or lose
my family
because I'd be
worthless.”

Katrina Davies
5th grade

America needs more schools
that encourage our children to fulfill
their promise.

KEEP THE PROMISE.

For information on how you can
help change the schools in your
community, call 1 800-96-PROMISE.



Education Excellence Partnership

It started in America!

The creators are the masters in manufacturing the finest video products...

You probably don't associate VCR's with American technology. Fact is, video recording has its origins in America and it was 3M that brought video recording out of the lab and into your living room. Today, 3M video tape is the choice of all the major networks. No other tape company has ever won an Oscar or an Emmy. 3M Black Watch tape follows in this tradition—service and quality go hand in hand. Here are three Black Watch products you should be using at home!

Clean up! With constant playing and using of degrading dry or wet cleaners, the output of your video tapes has slowly diminished to an unacceptable level and the VCR plays as if it has a head cold! The culprit is most likely clogged and dirty video and/or audio heads. The 3M Black Watch™ Head Cleaner Videocassette uses a patented magnetic tape-based cleaning formation to remove head clogging debris. No foreign substances such as cloth, plastics or messy liquids and no harsh abrasive materials are present. The cleaner's usable life is 400 cleanings or more!

It's easy to use. Place the 3M Black Watch™ Head Cleaner Videocassette in the VCR and press the Play button. A pre-recorded message will appear clearly on your screen and an audible tone is heard, telling you that the cleaning process is now completed. No guess work; you never over clean! Priced at \$19.95.

For the VCR! Once your VCR's record and playback heads are cured, and the unit plays like new, consider using the finest videocassette you can buy—the 3M Black Watch™ T120 Hi Pro VHS 4410 Videocassette. The 4410 is the highest performing videocassette available today for use with all standard format VHS recording hardware!

Here's what you hear and see....A sharp, clear picture—brightest ever colors—freedom from streaks, flashes and snow—outstanding high-fidelity audio reproduction—optimum camcorder performance—maintains recording integrity. 3M Black Watch™ video tape is 100% laser inspected to guarantee surface smoothness and drop-out free performance. Priced at \$8.00

You saw it here first! 3M Black Watch™ 0900 8mm video tape cassette loaded into your Hi Band camcorder delivers the finest picture and sound possible in the 8mm format. Extremely fine particles of pure iron alloyed with nickel and cobalt deliver a video performance exceeding 400 lines of horizontal resolution. You get the advantage of an exceptional video image with superior audio re-



**For the
clearest
pictures
you ever
record!**

production. This means your Hi 8 format camcorder will produce the best video and audio definition possible. With the 3M Black Watch™ 8mm cassette, the recording capability and performance of your camcorder will be significantly enhanced. Priced at \$14.95.

Clagg Inc. — 3M VHS Special Offer
P.O. Box 4099,
Farmingdale,
New York 11735

Yes, I like your offer and here is my order for
3M Black Watch™ products!

- ___ 3M Black Watch™ 0900 Hi Band-120
8mm Cassette
(\$14.95 each) \$ _____
- ___ 3M Black Watch™ T120 Hi Pro VHS
4410 Videocassette
(\$8.00 each) \$ _____
- ___ 3M Black Watch™ Head Cleaner
Videocassette
(\$19.95 each) \$ _____

Shipping and handling per order **\$4.00**

Total Amount in U.S. Funds only \$ _____

New York residents add local sales tax.
Canadians add **\$6.00** per order. No foreign
orders. Do not send cash.

Bill my VISA MasterCard
Card No. _____
Expire Date ___/___/___
Signature _____
Name (Please print) _____
Address _____
City _____ State _____ ZIP _____

TIPS FOR MAIL ORDER PURCHASE

It is impossible for us to verify the claims of advertisers, including but not limited to product availability, credibility, reliability and existence of warranties. The following information is provided as a service for your protection. It is not intended to constitute legal advice and readers are advised to obtain independent advice on how to best protect their own interests based upon their individual circumstances and jurisdictions.

1. Confirm price and merchandise information with the seller, including brand, model, color or finish, accessories and rebates included in the price.

2. Understand the seller's return and/or refund policy, including the allowable return period, who pays the postage for returned merchandise and whether there is any "restocking" or "return" charge.

3. Understand the product's warranty. Is there a manufacturer's warranty, and if so, is it for a U.S. or foreign manufacturer? Note that many manufacturers assert that, even if the product comes with a U.S. manufacturer's warranty, if you purchase from an unauthorized dealer, you are not covered by the manufacturer's warranty. If in doubt, contact the manufacturer directly. In addition to, or instead of the manufacturer's warranty, the seller may offer its own warranty. In either case, what is covered by warranty, how long is the warranty period, where will the product be serviced, is there a charge for service, what do you have to do to obtain service and will the product be repaired or replaced? You may want to receive a copy of the written warranty before placing your order.

4. Keep a copy of all transactions, including but not limited to cancelled check, receipt and correspondence. For phone orders, make a note of the order including merchandise ordered, price, order date, expected delivery date and salesperson's name.

5. If the merchandise is not shipped within the promised time, or if no time was promised, within 30 days of receipt of the order, you generally have the right to cancel the order and get a refund.

6. Merchandise substitution without your express prior consent is generally not allowed.

7. If you have a problem with your order or the merchandise, write a letter to the seller with all the pertinent information and keep a copy.

8. If you are unable to obtain satisfaction from the seller, contact the consumer protection agency in the seller's state and your local Post Office.

If, after following the guidelines, you experience a problem with a mail order advertiser that you are unable to resolve, please let us know. Write to Advertising Department, Gernsback Publications Inc., 500B BI-County Blvd. Farmingdale, NY 11735.

Be sure to include copies of all correspondence.

VOCAL EFFECTS GENERATOR

(Continued from page 49)

tors (C1-C5) to their respective pads. Then install the electrolytic capacitors (C6-C9); be sure to properly orient those components on the board.

Next, solder the 4-position DIP switch, S2, to the circuit board; check the orientation of that component. To connect the jacks and potentiometer to the circuit, use pieces of 24-gauge stranded hookup wire. After you've done that, attach the battery holder to the PC board.

Now you can insert U1 and U2 into their respective sockets. Use care when handling the ICs; they are static sensitive.

Drill three holes for J1, J2, and R5 in the top edge of the enclosure you

holder inside the plastic enclosure below the PC board. Finally, slide the control knob onto the shaft of R5 and tighten the set-screw.

Note: If you are using the parts included in the kit (see the Parts List for details), then your speaker and microphone will come already connected to their respective plugs. If you wish to use your own parts for MIC1 and SPKR1, however, you will have to connect them to two plugs—PL1 and PL2. For that reason, the plugs are indicated in the Parts List as being optional.

Using the Generator. Install four AA batteries and set the DIP switch (S2) to the desired mode, referring of course to Table 1. Plug the electret microphone into J1 and the remote speaker into J2. Turn the unit on and set the volume at about half-way. Keep the

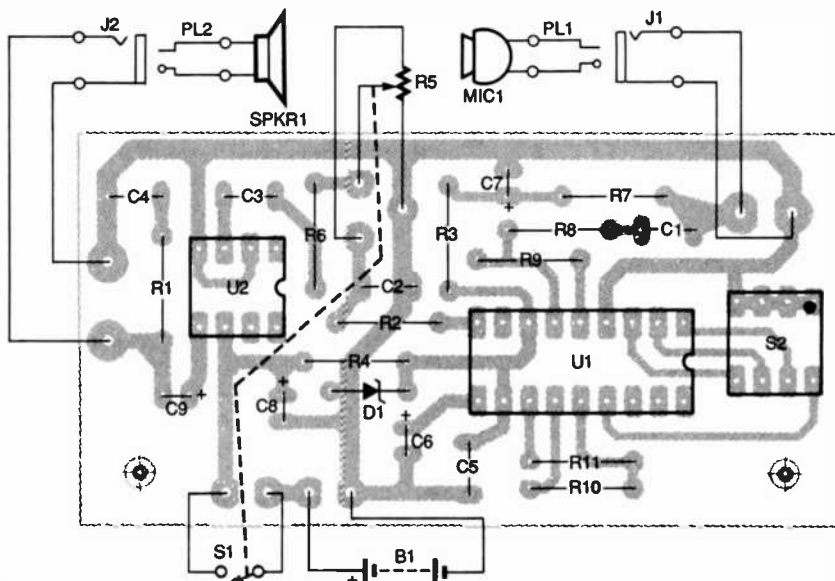


Fig. 3. If you build the Effects Generator on a PC board, use this parts-placement diagram as a guide. Note the off-board connections to J1, J2, and R5/S1.

plan on using. Also cut an opening on the back cover to allow access to the DIP switch. If you plan to wear the unit on your belt, you can also attach a belt clip to the cover at this point.

Mount the PC board inside the plastic case with screws. Then install J1, J2, and R5 into their holes on the enclosure. You might need to remove the small metal tab sticking up from the potentiometer body so that it will not interfere with the component's mounting. Secure the three parts with the appropriate mounting hardware.

The next step is to use hot-melt or epoxy glue to attach the battery

microphone away from the speaker, or you will experience a loud feedback squeal.

Each time that the Vocal Sound-Effects Generator is turned on, it will initialize to the mode selected by S2. As you speak into the microphone, you can change the settings of S2 and experiment to see how your voice sounds when the unit is in each of the modes.

With a little experimentation, you should be able to find the perfect sound to enhance whatever your Halloween plans are this year. So, go out and have some ghoustly fun!

GET THE LATEST ADVANCES IN ELECTRONICS

SUBSCRIBE TO—

Electronics NOW



ENJOY THE WORLD OF ELECTRONICS EACH MONTH!

Subscribe to the best informed electronics magazine—the one that brings you the latest high-tech construction projects, feature articles on new technology, practical troubleshooting techniques, circuit design fundamentals, and much more.

Electronics Now looks to the future and shows you what new video, audio and computer products are on the horizon. You'll find helpful, monthly departments such as Video News, Equipment Reports, Hardware Hacker, Audio Update, Drawing Board, Computer Connections, New Products, and more. All designed to give you instruction, tips, and fun.

Electronics Now gives you exciting articles like:

- Buyer's Guide to Digital Oscilloscopes
- Build A Scanner Converter
- Single-Chip Voice Recorder
- Build A MIDI Interface for your PC
- Troubleshoot Microprocessor Circuits
- Build A High-Power Amplifier for your Car
- Add Music On Hold to your Phone
- All About Binaural Recording
- VGA-to-NTSC Converter




FOR FAST SERVICE CALL OUR TOLL-FREE NUMBER!

1-800-999-7139

DON'T DELAY — SUBSCRIBE TODAY!

If you prefer, just fill out the order card in this magazine and mail it in today.

7PK55



Your Ticket To SUCCESS

Over 28,000 technicians have gained admittance worldwide as certified professionals. Let your ticket start opening doors for you.

IS CET offers Journeyman certification in Consumer Electronics, Industrial, Medical, Communications, Radar, Computer and Video. For more information, contact the International Society of Certified Electronics Technicians, 2708 West Berry Street, Fort Worth, TX 76109; (817) 921-9101.

Name _____

Address _____

City _____

State _____ Zip _____

Send material about IS CET and becoming certified.

Send one "Study Guide for the Associate Level CET Test." Enclosed is \$10 (inc. postage).

Invest a stamp



Save a bundle

For the price of a stamp, you can get the latest edition of the federal government's free Consumer Information Catalog. It lists more than 200 free or low-cost publications on federal benefits, jobs, health, housing, education, cars, and more, to help you save money, make money, and spend it a little more wisely.

So stamp out ignorance with our free Catalog. Send your name and address to:

Consumer Information Center
Department SB
Pueblo, Colorado 81009

BUILD THE PATHFINDER

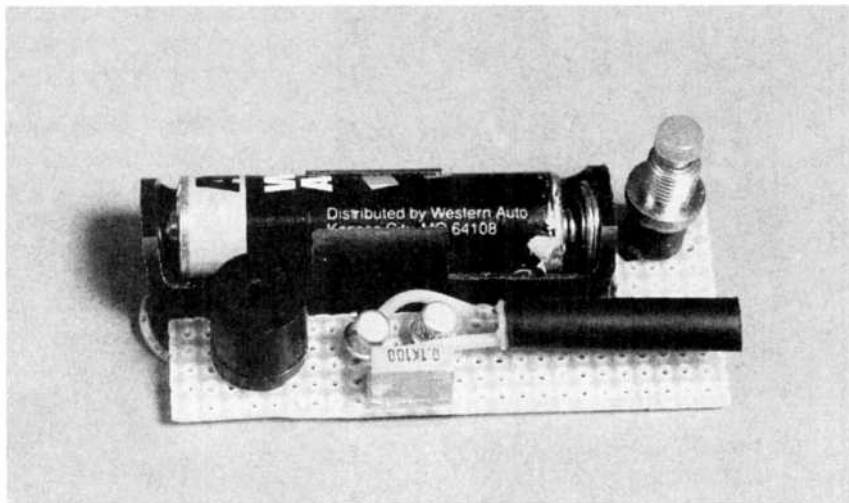
(Continued from page 50)

instance, replacing the light-dependent resistor with a 10,000-ohm fixed resistor, and installing Q1 and Q2 in sockets yields a simple transistor checker. To use the circuit that way, simply remove either Q1 or Q2 from its socket and insert the suspected "bad" transistor in its place. If the transistor is "good," pressing S1 will produce an output from the transducer.

That first modification to the circuit can also be used to check transistor type and lead configuration; a PNP transistor will not allow oscillation to take place if it is installed in the NPN socket (or vice versa). Also, the circuit will not oscillate if the transistor's termi-

PARTS LIST FOR THE PATHFINDER

- Q1—2N2907 general-purpose PNP transistor
 - Q2—2N2222 general-purpose NPN transistor
 - R1—Cadmium-sulfide light-dependent resistor (1000 ohms in full light, 100,000 ohms in full dark)
 - C1—0.1- μ F, ceramic-disc capacitor
 - S1—Miniature pushbutton switch, normally open
 - BZ1—Miniature, polarized audio transducer
 - B1—1.5-volt "AA" battery
- Perfboard materials, battery holder, suitable enclosure, black heat-shrink tubing, wire, solder, hardware, etc.



Here's the author's prototype board. It was assembled on a small section of perfboard and housed in a clear, plastic, pillbox-like enclosure.

nals are improperly oriented. The circuit can even give a relative indication of gain; for example, the audio tone will increase in pitch as the device's gain increases. And if test leads are inserted into one of the transistor sockets, Pathfinder can be used for in-circuit transistor checks, using a voltage so low that you need not worry about damage to the circuit (or unit) under test.

Replacing the light-dependent resistor with other types of sensors can result in some useful applications as well. One possibility is to replace R1 with a thermistor, thereby creating an audible thermometer. With a little bit of experimentation, you might even be able to get a humidity-sensing re-

sistor to work with the circuit.

Finally, the circuit can easily be used by those who enjoy the great outdoors. If you like fishing, adjust the Pathfinder for a ticking sound and seal it in a weighted, waterproof container. When submerged, it will act as a fish caller.

Note: Some of the aforementioned applications will require you to replace S1, the pushbutton switch, with an SPST toggle or slide switch. That is necessary if you wish to keep the circuit on for long periods of time, without having to hold S1 down.

As you can see, there's a myriad of things that the Pathfinder can do either with or without modification. We're sure you'll find others. ■


Market Center™

Paperback Books

GREAT BOOKS AT BUDGET PRICES


100 RADIO HOOKUPS
—#7—\$3.00

First published in May, 1923 this popular booklet went into reprint editions nine times. It is packed with circuits, theory, antenna installation and tips on consumer radio receivers that were popular in the early 1920's. Antique radio buffs and those inquisitive about the early days of radio will find this booklet an exciting, invaluable and excellent reference into the minds of early-day radio listeners. Sorry, we cannot honor the original 25-cent cover price.




INTERNATIONAL RADIO STATIONS GUIDE—BP255
—\$9.95

Provides the casual listener, amateur radio DXer and the professional radio monitor with an essential reference work designed as a guide for listening to the complex radio bands. Includes coverage on Listening to Shortwave Radio, ITU Country Codes, Worldwide Radio Stations, European Long Wave and Medium Wave Stations, Broadcasts in English and more



HOW TO USE OP AMPS
—BP88—\$5.95

The engineer's best friend is the op amp. This basic building block is found in many circuits, analog and digital alike. The op amp finds many useful purposes such as: oscillators, inverters, isolators, high- and low-filters, notch and band-pass filters, noise generator, power supplies, audio, MIDI, and much more. Prepared as a designer's guide, some limited math is used, however engineers and hobbyists alike find it a useful text for their design needs.



WIRELESS & ELECTRICAL CYCLOPEDIA
—ETT1—\$5.75

A slice of history. This early electronics catalog was issued in 1918. It consists of 176 pages that document the early history of electricity, radio and electronics. It was the "bible" of the electrical experimenter of the period. Take a look at history and see how far we have come. And by the way, don't try to order any of the radio parts and receivers shown, it's very unlikely that it will be available.

ELECTRONIC TECHNOLOGY TODAY INC.
P.O. BOX 240, Massapequa, NY 11762-0240

Name _____
Address _____
City _____ State _____ Zip _____

SHIPPING CHARGES IN USA AND CANADA

\$0.01 to \$5.00	\$2.00
\$5.01 to \$10.00	\$3.00
\$10.01 to 20.00	\$4.00
\$20.01 to 30.00	\$5.00
\$30.01 to 40.00	\$6.00
\$40.01 to 50.00	\$7.00
\$50.01 and above	\$8.50

SORRY No orders accepted outside of USA & Canada

Total price of merchandise \$ _____
Shipping (see chart) \$ _____
Subtotal \$ _____
Sales Tax (NYS only) \$ _____
Total Enclosed \$ _____

Number of books ordered

All payments must be in U.S. funds!

ET01


New and Pre-Owned Test Equipment

Substantial **SAVINGS** on New & Pre-Owned B+K Precision, Fluke, Hewlett-Packard, Goldstar, Leader, Tektronix, and more ...



GoldStar Precision

New Oscilloscope Specials



Model OS-9100P → **\$999.00**
Full 100 MHz Bandwidth!

Model OS-904RD - 40 MHz Bandwidth → **\$699.00**
On-Screen Measuring Cursors & Readout!

- TV Synchronization Trigger
- Dual-Channel, High Sensitivity
- Calibrated Delayed Sweep
- Two Probes Included
- 2 Year Warranty

FREE SHIPPING!
ON ALL GOLDSTAR EQUIPMENT
ANYWHERE IN THE U.S.
Excluding AK & HI

SUPER SALE!

**WE BUY
SURPLUS EQUIPMENT!**

Professional Quality Digital Storage Oscilloscopes at Affordable Prices!

Transmit and Receive Data with Standard RS-232C Interface

- Includes FREE Comprehensive Communication Software
- Waveform Save, Calculation, and Print
- Dual Channel, Delayed Sweep, TV Synchronization Trigger
- 20 MS/s Sampling Rate, Two Save Memories
- Switch Between Analog and Digital Modes
- CRT Readout Including Measurement Cursors
- Includes Two Probes, 2 Year Warranty.

Bandwidth	20 MHz	40 MHz	60 MHz
Model	OS-3020	OS-3040	OS-3060
SALE Price	\$1,199.00	\$1,599.00	\$1,899.00

Full line of Oscilloscopes, RF, Video & Audio Test Equipment,
Power Supplies, Meters, Probes and Accessories.

Pre-Owned Oscilloscope Specials

Tektronix 465	100 MHz	\$589.00
Tektronix 465B	100 MHz	\$689.00
Tektronix 475	200 MHz	\$749.00
Tektronix 475A	250 MHz	\$849.00

- Professionally Refurbished
- Calibrated to Original Specifications
- Dual Channel, Calibrated Delayed Sweep
- 90 Day Warranty



BK PRECISION
MAXTEC INTERNATIONAL CORP.

NTSC Generator with RGB Model 1249A \$569.00

- NTSC Color Bars $\pm 5^\circ$ and ± 5 IEEE Units
- Ch. 3, 4, and IF Outputs Crystal Controlled
- Calibrated 1 Vp-p or Variable Composite Video Output
- RGB Outputs on BNC or 9-pin D Connector
- Composite, Vertical, and Horizontal Sync. Outputs
- Interlaced or Progressive Scan
- 1 Year Warranty

Hand-Held Parts Tester Model 815 \$99.00

- Large 0.8" digits, 26 User Ranges
- Tests Transistor hFE and Leakage Icco
- Checks SCR's, Diodes, LED's, Caps, and Resistors
- Tests Batteries Under Actual Load Conditions
- 1 Year Warranty

Variable 1-150VAC Isolation Transformer Model 1653 \$299.00

- Metered Display of Voltage or Current
- 2 Amp. Continuous Output
- Eliminate Shock Hazard while servicing "Hot-Chassis" Equipment

**FOTRONIC
CORPORATION**

P.O. BOX 708
Medford, MA 02155
(617) 665-1400
FAX (617) 665-0780




TOLL FREE 1-800-99-METER

1-800-996-3837

CONTROL PANEL

KEYBOARD

Keyboard with 6 LEDs and ribbon cable. Make take alarms as this is the same unit found on the front door control panels for many professional home alarms. Size: 4 9/16" sq.



G2904

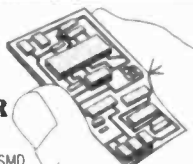
\$3.00

SALE!

NOW ONLY \$2.75!

BASIC SMD LEARN TO SOLDER KIT

Contains 1 small SMD single sided circuit board which is etched (ready for component mounting), and over 50 various SMD components (ICs, resistors, capacitors). There isn't room to mount all the parts, but we give you extra ones in case you ruin them. The circuit is totally nonfunctional, but it is a tremendous way to introduce yourself to this exciting new technology which industry all over the world is adopting. Size of board about 1 1/2" x 3/4"



G3113 \$3.00

HUMAN VOICE AND VARIOUS SOUND MODULES

Small electronic modules that have 2 pushbuttons that produce human voices and various sounds. You need only to provide a speaker and 4.5VDC (3AA batteries connected in series work fine). Size of the modules about 4" x 2 1/4". Only 4 wires to connect (2 for power and 2 for the speaker). We have 4 different modules.

Stack	Voice Button	Sound Button
G6664	"Emergency 911"	Ambulance Siren Sound
G6665	"Unlucky"	Idle Dump Truck Sound
G6666	"Fire! Let's Go! / Siren"	Idle Fire Truck Sound
G6667	"Load em up!"	Race Car Revving Up Sound

YOUR CHOICE \$1.25 ea.
100/\$100.00

UHF WIRELESS REMOTE

These compact remote controls were designed to choose satellite type and satellite number remotely, but they are also a great experimenters item! These are complete miniature UHF tone transmitters and contain a 4069 IC, 2 transistor circuit with a ferrite slug tuned coil. Also contains 2 pushbutton switches, trimmers, diodes, capacitors and resistors. Size of circuit board: 1 3/16" x 2 1/4". Features an attractive black plastic case. Size: 4 7/8" x 1 1/2" x 15/16". Has a Panasonic 9V battery installed inside, however the battery has gone dead from storage (simply remove 1 screw to access the battery and circuit board). NOTE: Wording on outside case may vary from picture shown.

G2962


39¢

10/\$3.00 • 1000/\$250.00

NOTE: All sale prices advertised are valid only through the month of the cover date.

For Phone Orders Call (602) 451-7454
or Fax Your Orders to (602) 451-9495


Minimum Order: \$10.00 (plus \$4.00 Shipping and Handling). We accept MasterCard, Visa and personal checks, however, we cannot accept personal checks on orders outside the United States. Canadians and orders that need US MAIL send minimum \$5.00 S&H.



PIR (PASSIVE INFRARED)

PEOPLE DETECTING ALARM

Brand new pocket-sized PIR alarm is perfect to take with you on vacations. Protect your hotel room, car, campsite, vacation home, etc. The unit is called the Travel Alert by Snapir®. It detects people using a sensitive PIR detector, and sounds a loud electronic alarm when they intrude into its field of view. Compact unit is only 4" x 3" x 1 1/4". Operates on one 9V battery (not included).




SUPER VALUE!

G6954 \$9.95

9V Alkaline Battery (Stock # G6955): \$1.79

SECRET ALERT ALARM

Hide this attractive small size alarm in briefcases, medicine chests, drawers, medicine chests, drawers, cabinets, etc. and it will silently "stand guard". As soon as someone opens the briefcase drawer, cabinet, etc. it will start sounding a loud beeping sound. Operates on one 9V battery (not included) and uses a light sensitive C circuit with built-in arming delay. The arming delay allows you 5 seconds to put the unit in a dark place after you arm it. Then, as soon as light strikes it (from someone opening the cabinet door etc.) the alarm sounds until its once again in the dark. Great for warning you of intrusions into areas that children and intruders should stay out of. These have a Velcro® peel and stick piece on the back of each unit, that allows you to securely hold the unit to the back of a cabinet. Although these alarms are new, they were manufactured several years ago and the adhesive on the double stick velcro surface has dried out on the G6948 units which means on those units you'll have to use glue on the adhesive sides of the velcro if you wish to mount them (mounting is totally optional). The G6949 do not have this problem. Both types are electrically perfect it's only the velcro adhesive problem. Red plastic case is approximately 3" x 2 1/2" x 7/8".



G6948 (Bad Adhesive) \$2.00

G6949 (Good Adhesive) \$2.49

LM2575T-12 P+ REGULATOR IC

Switching regulator type LM2575T-12 P+ for 12V applications. These are prime new marked units but their leads are slightly shorter than normal length so we are selling them cheap. Made by National. V_{in} 14V-40V, V_{out} 12V, I_{out} 1 amp. Application "buck".



G6953 3/\$1.25 • 100/\$39.00

DC TO DC CONVERTER

Super efficient tiny DC to DC converter converts lower voltage DC to a higher voltage DC (see table below). These are brand new made by TDK and are only 1 3/8" L x 7/8" W x 3/8" T. Very efficient and latest technology using SMD and standard technology. Power a 9V transistor radio from 1 AA battery. Charge several AA batteries from one solar cell, power a 9V project using 1 or 2 AA cells, etc. Has only 4 leads (+in and +out). With hookup diagram.

POWER TABLE

Voltage In DC	Voltage Out DC	Current Out
0.5VDC (solar)	3V	1mA
1.5VDC	9V	15mA
3VDC	9V	40mA

G6344

\$3.98

PHONE ORDERS (602) 451-7454

IF YOU CAN'T FIND WHAT YOU ARE LOOKING FOR, CALL FOR A FREE COPY OF OUR LATEST CATALOG. THIS CATALOG CONTAINS OUR ENTIRE PRODUCT LINE OF ALMOST 4,000 ITEMS AND IT IS STILL GROWING!

DIGITAL PLANET DIGITAL DP-91 TUNER

SALE!

These are complete infrared controlled FM digital tuners. They were made to decode digital CD music that was transmitted from satellites to your local cable company. We were told that the satellites these were set up for are no longer transmitting - we don't know. We do know that the main unit consists of a sophisticated tuner circuit and readout circuit that displays any channel number 00 to 25 when you press the buttons on the remote control. After a while the display shows EE indicating the cable TV signal is not present. Inside the 9 3/4" x 6 5/8" x 2 3/8" main unit are various ICs, readouts, a custom microprocessor IC, tuner module, power transformers, resistors, caps, diodes, etc. Use this for experimenting with digital tuners, IR remote control, etc. We have absolutely no info except the instructions of operation that came with the units. You get the complete DP-91 digital stereo tuner and 1 infrared remote control which uses 2 AA batteries (not included). These look new but probably were taken out of service when the satellite programming ended. Looks like a great hobbyist item but to take apart the main unit you will need to use a torx type screwdriver. Hurry, Limited quantity.

G6506 NOW ONLY \$15.95 \$12.95!

FLUORESCENT LIGHT STRIP

Very useful fluorescent light strip features 4 watt replaceable light bulb and 3 handy power outlets. Add light to any counter, shelf or workbench and have power outlets also. Rated 13 amps, 125VAC for outlets. Has on/off switch and 3 ft. long SPT-3 power cord. Brand new - made by Leviton.

G6951 \$9.95

SUPER SENSITIVE SOUND ACTIVATED 2 CHANNEL COLOR ORGAN

This ultra sensitive 2 channel color organ produces brilliant flashes of light (from any incandescent lamp of your choice - up to 200W) in response to music or other sounds. It is fully assembled (except for line cord and outlets) and features 2 response controls, on/off switch, sensitive FET microphone (no hookup to stereo needed) and 3 transistor, 2 SCR circuitry. Operates from standard 120 VAC and requires that you solder your line cord and 2 outlets (for lamps) to the board. We strongly recommend that you install the color organ in an insulated case for safety reasons as it operates from the AC line. Great for DJ's as there is no connection to the sound source. Size of board: 3 3/4" x 4 1/4". Color organ board only - you supply lamps, line cord, knobs, case and outlets.

G3319 \$4.95

EXTRA STRONG MUELLER PEEWEE CLIP

This alligator has jaws that really grip. Made by Mueller part #45, this clip features screw terminal for wire, and heavy duty spring to provide a secure electrical/mechanical grip. Rated 10amps - plated steel finish. Size about 1 1/2" L x 1/4" W. Brand new in sealed foil pouch made for the government.

G6952 39¢ ea. 10/\$3.00

LARGE "STICK-ON" CLOCK

This large "stick-on" clock features easy to read 3 1/4" tall digits - not like the small round clocks. Displays time, date and seconds. Overall size: 2 1/4" L x 1 1/4" W x 3/8" H. Great for placing on dashboards, phones, computers, etc. Has "Peel-N-Stick" mount on back. These are new in a box with instructions. However the battery has gone dead from storage. Uses 1 type 186 watch battery. Easy to replace, just unscrew battery cover. Buy a new battery and you'll have a nice timepiece.

G6950 \$1.89

SUPER LED ASSORTMENT

YOU GET LEDS IN THESE COLORS:
• RED
• ORANGE
• YELLOW
• GREEN
YOU EVEN GET A RARE • BLUE!

Assortment of all types, colors, sizes and shapes of prime quality LEDs. This large assortment even contains a clear LED that lights up blue! Our largest and most spectacular assortment contains 250 pieces.

G6554 \$10.00

RADIOSONDE

Very late model Radiosonde made for all types of weather data. These were to be sent aloft attached to a weather balloon (not included). Each is about 10 1/2" L x 8" W x 3 3/8" D. Inside the removable cardboard sleeve is a styrofoam chamber housing a sophisticated 8 IC circuit board which has sensors attached to measure atmospheric pressure, temperature and humidity. As it gathers, it transmits the data at about 1.677 GHz. These are prime, brand new units that were awaiting shipment from the manufacturer (Space Data Corporation) to the government when the contract was cancelled. These are complete except for battery (see G6850 below). We connected two 9V batteries in series and the unit worked perfectly from them. Each Radiosonde has a complete calibration data sheet. They were made in Feb. of '92. Sorry no schematic available. The main board contains the following ICs: 7555, CD4051, CD4520, LM324, 4151, TL227L (2 pcs) and a 78M15C voltage regulator. It also has the precision T05 case pressure sensor, hygrometer sensor holder (humidity) sensor plate in a sealed container ready to insert into the holder, the resistor for temperature measurements and nose cone transmitter antenna assembly. Hurry, get your Radiosonde today!

G5058 \$6.95

WATER ACTIVATED BATTERY IN A CAN

Made for radiosondes (above) these batteries are about 2 1/2" T x 2" W x 1 1/2" D. They were made in 1982 but they have almost an unlimited shelf life because they are not activated until you cut open the can, remove them and immerse in water for 2 minutes. Great for emergencies, camping, etc. We activated one as a test. We connected a 250Ω load resistor to the battery and powered the load for 10 hours. Terminal voltage was 20VDC and current flow was 80ma. These do need ventilation as they discharge and should be used outside only. Comes in sealed factory cans. Very unique item!

G6850 \$2.00 10/\$15.00 • 100/\$100.00

October 1995, Popular Electronics

CALL TOLL FREE
1-800-292-7711
1-800-445-3201 (Can)

C&S SALES

EXCELLENCE IN SERVICE

WRITE FOR
FREE CATALOG



Line Tracker
MV-963
\$52.95
 (Infra-red Sensor)
 The robot follows
 a black line
 on white paper
 Preassembled PCB



Dual-Display
LCR Meter
w/ Stat Functions
B+K Model 878
\$239.95
 Auto/manual range
 Many features
 with Q factor
 High Accuracy

Electronic Tool Kit Model TK-1000
 A professional organizer tool kit at affordable prices. No student should be without this unique tool kit that holds all the tools you need.
\$39.95

Including:
 Diagonal Cutter
 Long Nose Pliers
 6" Wire Stripper
 Solder 60/40
 6" Screwdriver
 6" Phillips Driver
 Safety Goggles
 IC Puller
 3pc Nut Drivers
 Iron 25W
 Iron Stand
 Solder Wick
 Desoldering Pump
 5 pc Solder Ease Kit
 6pc Precision Screwdrivers



Robotic Arm
Y-01
\$49.95
 (Wired Control)
 Movement grabs
 & releases,
 lifts & lowers,
 pivots from side to side




Stereo Cassette Player
Kit
Model
TR-18K
\$16.95
 Headphones
 Included



Digital
Multimeter
EDM-83B
\$175.00
 Almost every
 feature available
 Bargain of the
 decade



Elenco
LCR + DMM
LCM-1960
\$79
 12 Functions
 Freq to 4MHz
 Inductance
 Capacitance



Digital
Capacitance
Meter
CM-1555
\$49.95
 Measures capacitors
 from .1pf to 20,000µf



Digital
LCR Meter
LCR-680
\$79.95
 3-1/2 Digit
 LCD Display
 Inductance
 1uH to 20MΩ



Function Generator
GF-8028
\$239
 Int/Ext
 Operation
 Sine, Square, Triangle, Pulse
 Ramp, .2 to 2MHz, Freq Ctr



3-3/4 Digit Multimeter
BK-390
\$139.00
 0.1% DCV accy
 Analog bar graph
 Auto/manual ranging
 Capacitance meas
 Temperature probe



Digital
Multimeter Kit
w/ Training Course
M-2665K
\$49.95
 Full function 34 ranges
 Ideal school project



Frequency Counter
F-1225
\$225.00
 8 Digit LED display
 Wide meas range
 High sensitivity
 Data hold function
 Input impedance 1MΩ or 50Ω
 10:1 input attenuation function

Fluke Multimeters
 (All Models Available Call)

Scopemeters	70 Series
Model 97 \$1,795	Model 7011 \$69.95
Model 10 \$62.95	Model 7311 \$97.50
Model 12 \$84.95	Model 7711 \$149
Model 20 Series	Model 7911 \$175
Model 2911 \$175	Model 87 \$289



Triple Power
Supply
XP-620
By Elenco
\$75.00

3 fully regulated supplies; 1.5-15V @ 1A, -1.5 to -15V @ 1A or 3-30V @ 1A & 5V @ 3A Kit XP-620K \$49.95



Quad Power
Supply
XP-581
By Elenco
\$79.95

Four supplies in one unit. 2-20V @ 2.5A, 5V @ 3A, -5V @ 5A and 12V @ 1A. All regulated and short protected



High Current DC
Power Supply
BK-1686 \$169.95
 3 to 14 VDC Output
 12A @ 13.8V
 For servicing high
 power car stereos,
 camcorders, ham radios, etc.
 Connect 2 or more in parallel



Wide Band
Signal
Generators
SG-9000
\$124.95
 RF Frequency 100K-450MHz
 AM modulation of 1KHz Variable
SG-9500 150MHz \$239.00

Telephone Kit
PT-223K
\$14.95



Available
 Assembled
PT-223
\$15.95

Function Generator
Blox
#9600
By
Elenco
\$29.95



Kit \$28.95
 Sine, Triangle, Square Wave

Learn to Build & Program
Computers with this Kit



MM-8000
By Elenco
\$129.00

From scratch you build a complete system. Our Micro-Master trainer teaches you to write into RAMs, ROMs and run a 8085 microprocessor, which uses similar machine language as IBM PC.

Digital/Analog Trainer
 Complete Mini-Lab For Building,
 Testing, Prototyping Analog and Digital



By Elenco
in U.S.A.

XK-550
\$169.95
Kit
XK-550K
\$139.95

AM/FM Transistor
Radio Kit
with Training Course
Model AM/FM 108
\$29.95

14 Transistor, 5 Diodes
 Easy to build because
 schematic is printed on the PCB
 Makes a great school project
 Model AM-550 AM Only \$17.95

Telephone Line
Analyzer



Kit TT-400K \$19.95
 Assembled TT-400 \$26.95

WE WILL NOT BE UNDERSOLD
 UPS SHIPPING: 48 STATES 5%
 IL RES 7.5% TAX (\$3 min \$10 max)
 OTHERS CALL

C&S SALES INC.
 1245 ROSEWOOD, DEERFIELD, IL 60015
 FAX: 708-520-0085 (708) 541-0710




15 DAY MONEY BACK
GUARANTEE
FULL FACTORY WARRANTY
 PRICES SUBJECT TO CHANGE WITHOUT NOTICE

**FREE PROBES
WITH ALL
SCOPES**

**ELENCO ♦ HITACHI ♦ B+K
SCOPES
AT GUARANTEED LOWEST PRICES**

**WRITE FOR
FREE
CATALOG**

**QUALITY - ELENCO OSCILLOSCOPES
2 - YEAR WARRANTY**



60MHz


S-1360 \$775

Delayed Sweep

S-1365 \$849

Cursor Readout

- Voltage, Time
- Frequency differences displayed on CRT



40MHz

S-1340 \$495

2 - Channel

S-1345 \$575

Delayed Sweep

- Beam Find
- Component Tester



25MHz

S-1325 \$349

2 - Channel

S-1330 \$449

Delayed Sweep


- Beam Find
- Component Tester

Dependable Equipment at Affordable Prices

B+K 20MHz

2 Channel

Model 2120 \$389.00



Delayed Sweep

Model 2125 \$539.95

40MHz DUAL - TRACE

Model 1541B \$749.95

- 1mV/div sensitivity
- Video sync separators
- Z axis input
- Single sweep
- V mode-displays 2 signals unrelated in frequency

60MHz DUAL-TRACE

Model 2160 \$949.95

- 1mV/div sensitivity
- Sweep to 5ns/div
- Dual time base
- Signal delay line
- Component tester
- V mode-displays 2 signals unrelated in frequency

100MHz THREE-TRACE

Model 2190 \$1,379.95

- 1mV/div sensitivity
- Sweeps to 2ns/div
- Dual time base
- Signal delay line
- 19kV accelerating voltage
- Calibrated delay time multiplier

**20MHz ANALOG with
DIGITAL STORAGE**

Model 2522A \$869.95

- 20MHz analog bandwidth
- 20MS/s sampling rate
- 2k memory per channel
- 20MHz equivalent time sampling

HITACHI POPULAR SERIES

V-212 - 20MHz, 2 Channel	\$449.00
V-222 - 20MHz, DC Offset	\$695.00
V-422 - 40MHz, Dual Trace	\$849.00
V-522 - 50MHz, Dual Trace	\$975.00
V-523 - 50MHz, Delayed Sweep	\$995.00
V-525 - 50MHz, w/ Cursor	\$1,069.00

HITACHI COMPACT SERIES SCOPES

V-660 - 60MHz, Dual Trace	\$1,375.00
V-665A - 60MHz, DT, w/cursor	\$1,449.00
V-1060 - 100MHz, Dual Trace	\$1,549.00
V-1065A - 100MHz, DT, w/cursor	\$1,695.00
V-1085 - 100MHz, QT, w/cursor	\$2,125.00
VC-6045A - 100MHz, Digital Stor	CALL
VC-6025A - 50MHz, Digital Stor	CALL

**Elenco DS-203 20MHz, 10MS/s
Digital Storage Oscilloscope**



\$749

2K Word Per Channel • Plotter Output
8 Bit Vert. Resolution • 2048 Pts Hor.
Resolution • Much More.....

FLUKE SCOPEMETERS

A handheld instrument that combines a 50MHz, 25MS/s dual channel digital storage oscilloscope with feature-packed 3000 count digital multimeter.



Model 93 - \$1,225
Model 95 - \$1,549
Model 97 - \$1,795

- Autoset, automatically sets voltage, time & trigger
- Multimeter display; 3-2/3 digits (>3000 counts)
- True RMS volts; AC or AC+DC up to 600V

C&S SALES INC.

1245 ROSEWOOD, DEERFIELD, IL 60015
FAX: 708-520-0085 (708) 541-0710

CALL TOLL FREE

1-800-292-7711

1-800-445-3201 (Can)



**15 DAY MONEY BACK GUARANTEE
FULL FACTORY WARRANTY
ALL PRODUCTS ARE FACTORY NEW**

*PRICES SUBJECT TO CHANGE WITHOUT NOTICE

RAINBOW KITS

The 10GHz transmitter is back...


The "ZAPPER II"

Rainbow's new amateur radio transmitter.

With it's new and improved design it will not only test your radar detector... BUT it's tuned to the amateur radio band.

- While your out on American highways personally test yours and your fellow travelers radar detectors.

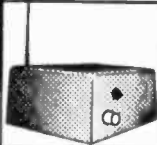
The "ZAPPER II" is a 10.450 GHz to 10.550 CW oscillator. It has a code key jack installed for those who want to send Morse code.



PHONE TRANSMITTER

Small but mighty, it fits anywhere. Phone line powered, never needs batteries. Transmits both sides of a phone conversation loud and clear, wireless, to any FM radio at great distances. Variable tunes from 70MHz to 130MHz FM. You can also use it as a speaker phone. SIZE: 1.25" x .6".

TEL-B1 KIT \$12.95 BUILT \$29.95



FM STEREO TRANSMITTER

Own your own FM radio station. Any stereo signal you plug into the FMST-100 will be transmitted to any FM radio tuneable from 76

to 108MHz FM. Transmit a wireless link through an auditorium, from your car to your camper, listen to your CD's while mowing the lawn, Play music on one channel sing on the other. Clarity is excellent, approx. 40dB stereo separation. Length of antenna determines the distance of transmission. Complete with stereo input level controls & crystal for stereo separation. 9v battery operation. SIZE: 1.5" x 2.5" x 3"

FMST-100 KIT \$29.95 / Cabinet \$8.95

BUILT \$49⁹⁵
KIT \$39⁹⁵



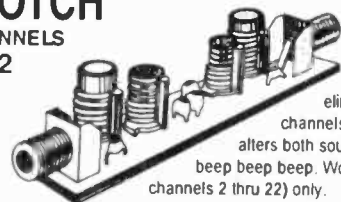
A stand alone D.T.M.F decoder display unit

Connects to any phone, scanner, or amateur radio.

DECODES ANY DTMF SIGNALS

TV NOTCH

FOR CHANNELS 2 thru 22 ONLY



FILTERS

Our TV filters eliminate unwanted TV channels or interference that alters both sound and video with a beep beep beep. Works on cable channels 2 thru 22) only.

NOTE: All TV Filter Kits are sold for educational purposes only. You must obtain permission from your local cable company before using these filters on your cable system.

DF-222

KIT \$14.95

- Decodes digits 0 thru 9, #, *, A, B, C on a 2 line 16 character LCD display.
- Use the scroll switch to display all 490 digits last stored in its memory bank
- See what numbers people are calling on your phone?
- Is someone hiding the numbers they are calling by using another credit card?
- See the hidden phone numbers in your software.
- Great for telephone installers
- Who's using secret codes on the air waves. The DTMF DECODER can grab them from the air. Power requirement 9v DC. SIZE: 3.5" x 4" x 1"
- Decode the thousand of secret numbers sent over your scanner daily.

COMPLETE WITH BLACK ANODIZED CABINET

DTMF-DIS KIT \$119⁹⁵/ BUILT \$159⁹⁵



This Manual contains schematics, parts lists & P.C. board layouts for many of the Rainbow Kits. Use your own parts to construct our kits.

KIT BOOK

\$14.95 \$9.95 with the purchase of any kit.



WIRELESS FM MICROPHONE
Small but mighty this little jewel will out perform most units many times its price. It really stomps out a signal. The WM-1 kit is a buffered wireless mike that operates from 80MHz to 120MHz FM, the frequency of any broadcast FM radio. Includes a mini-electret mike. 6 to 12v DC. SIZE: 1.25" x 1"

ly stomps out a signal. The WM-1 kit is a buffered wireless mike that operates from 80MHz to 120MHz FM, the frequency of any broadcast FM radio. Includes a mini-electret mike. 6 to 12v DC. SIZE: 1.25" x 1"

WM-1 KIT \$14.95

Please add sufficient postage First lb \$5.00 Canada \$7.00 Additional LB. Add \$1.00 US FUNDS ONLY
We will accept telephone orders for Visa or Mastercard




To Order Call
317-291-7262



ELECTRONIC RAINBOW INC

6254 LaPas Trail • Indianapolis, IN 46268
FAX 317-291-7269



SUPER SNOOPER BIG EAR


Listen through walls, hear conversations across the room. Add a parabolic reflector and hear blocks away. The BIG EAR can be hidden about anywhere. Makes an ultra sensitive intercom. Can be used as a 1.5W AMP. We supply a mini-electret mike in the kit. Power requirement 6 to 12v DC. SIZE: 1" x .75"

ly stomps out a signal. The WM-1 kit is a buffered wireless mike that operates from 80MHz to 120MHz FM, the frequency of any broadcast FM radio. Includes a mini-electret mike. 6 to 12v DC. SIZE: 1" x .75"


AA-1 KIT \$10.95 BUILT \$29.95

YOU ASKED FOR IT WE'VE GOT IT

SPECTRUM ANALYZER SCOPE ADAPTER



**1 MHz TO 500MHz
SPECTRUM
ANALYZER**



AS SEEN ON YOUR SCOPE

100% FACTORY ASSEMBLED NOT A KIT MADE IN THE USA

A MUST FOR EVERY SHOP:

The SA500ADP Spectrum Analyzer Scope Adapter works with any Scope. Just one connection to the Vertical & Trigger Inputs and any scope becomes a full function spectrum Analyzer. Tune H.T.'s Filters, Mixers. Check all RF based Systems. The SA500ADP Scope Adapter will compliment

any Ham Shack, Radio Service Shop or EMI Test Lab.. **MADE IN THE USA** Not a kit. If you have been waiting for a low cost High performance Spectrum Analyzer at an affordable price, take Advantage of our special introductory offer. Add a 500MHz Tracking/Noise Generator for only \$100 and save a total of \$200.

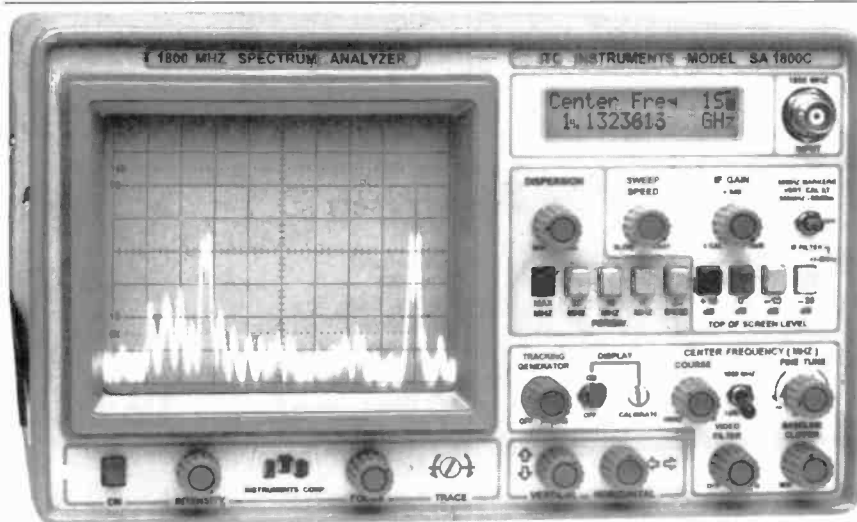
SA500ADP ONLY \$399.00

Add Tracking Gen. \$100.00

Introductory offer only

\$499.00

SAVE OVER \$200 Reg. price \$699



SETTING THE STANDARD

SA500A, SA1300B, SA1800C

SPECTRUM ANALYZERS

STARTING AT \$995.00

MADE IN THE USA

6" x 12" x 16" (H x W x D) (only 16 LB)

SA1800C Shown \$2395.00

Model SA1300B **1-1300 MHz In One Sweep \$1995.00** Options 1,3,5,6

SPECTRUM DISPLAY MONITOR \$995.00

The SA500A easily attaches to any receiver IF output jack. Providing a panoramic signal display of your scanner or communication receiver. The SA500A is a Full Function Spectrum Analyzer with +/- 5KHz Narrow Band Filter, Center Freq. Display, 50 MHz Marker. SA500A The first affordable Professional Spectrum Monitor/Analyzer for all serious Ham Radio and Radio Monitoring Operators. With Opt. 1,3,5,6

TWO FULL FUNCTION ANALYZERS

Quality & Performance with 80dB on Screen, -100 dBm Sensitivity, Center Freq. Display, +/- 5KHz Narrow Band Filter 50 MHz Marker. **DISPERSION ZOOM**, Baseline Clipper, Adjustable Sweep Speed, Video Filter, and 40dB Input Attenuation. SA1300B 1-1300MHz

SA1800C 1-1300 & 850-1850MHz **\$2395** With Opt. 1,3,5,6

ADVANTAGE INSTRUMENTS CORP. MC -VISA - DISCOVER call 800-566-1818

3579 Hwy. 50 East Carson City, Nevada 89701 702-885-0234 FAX 702-885-7600

PRICES & SPECIFICATIONS SUBJECT TO CHANGE WITHOUT NOTICE OR OBLIGATION. F.O.B. CARSON CITY NV. NV. RESIDENTS ADD SALES TAX.

CIRCLE 163 ON FREE INFORMATION CARD

AMAZING Electronic and Scientific Products

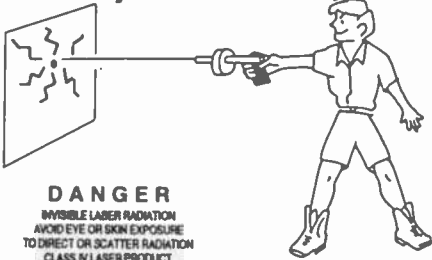
Mystery Levitating Device!



Remember War of the World? Objects float in air and move to the touch. Defies gravity, amazing gift, conversation piece, magic trick or great science project.

ANT1K Easy to Assemble Kit / Plans \$19.50

Laser Ray Gun



DANGER

INVISIBLE LASER RADIATION
AVOID EYE OR SKIN EXPOSURE
TO DIRECT OR SCATTER RADIATION
CLASS IV LASER PRODUCT

Advanced project produces a burst of light energy capable of burning holes in most materials. Hand-held device uses rechargeable batteries. 500 joules of flash energy excite either a neodymium glass, yag or other suitable 3" laser rod. This is a dangerous CLASS IV project (individual parts/assemblies available). LAGUN1 Plans \$20.00
LAGUN1K Kit / Plans Price on Request

Extended Play Telephone Recording System




READY TO USE! Automatically controls and records on our X-4 extended play recorder, taping both sides of a telephone conversation. Intended for order entry verification. Check your local laws as some states may require an alerting beeper.
TAP20X Ready to Use System \$129.50



Shocker Force Field/Vehkle Electrifier

Neat little device allows you to make hand and shock balls, shock wands and electrify objects, charge capacitors. Great payback for those wise guys who have wronged you!

SHK1KM Easy to Assemble Electronic Kit \$24.50



Electric Charge Gun

All New Technology!

Stuns/immobilizes attackers up to 15 feet away!
*Legal in most state (not in NY, NJ, MA, WI) * More knock-down power than most handguns * No permanent injury * ID coded * Free 80KV stun gun with every purchase.
ECG1 Data Packet, Creditable toward purchase \$10.00
ECG10 Charge Gun, Ready to Use, w/Free 80KV Gun \$249.50


Homing / Tracking Transmitter

Beeper device, 3 mile range.
HOD1 Plans \$10.00 HOD1K Kit / Plans \$49.50

Listen Through Walls, Floors

Highly sensitive stethoscope mike.
STETH1 Plans \$8.00 STETH1K Kit/Plans \$44.50

Infinity Transmitter ++



Telephone Line Grabber/ Room Monitor / Controller

All New - The Ultimate in Home/Office Security & Safety! Simple to use! Call your home or office, push a secret tone on your telephone keypad to access: * On premises sounds and voices * Ongoing phone conversation w/break-in capability * Up to 10 external electrical functions, lights, TV, alarms, coffee pots, heater, etc. CAUTION! Check legality with your state's attorney general's office before use for monitoring of voices.

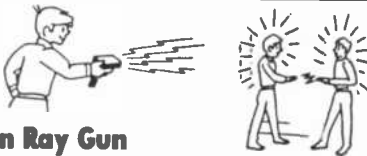
TELECOM2 Kit, includes PC Board \$149.50
TELECOM2 Ready to Use \$199.50

Visible Beam Laser

Easy to build, RED Beam, visible for miles. Use for light shows, window bounce holography, cloud illumination and much more! LAS1KM Kit w/1mw Laser Tube, Class II \$69.50
LAS3KM Kit w/2.5mw Laser Tube, Class IIIA \$99.50

Life is Precious - Protect It!

Hard hitting 200,000 volts of cracking, sizzling plasma. Stuns and immobilizes most attackers
STUN40 Ready to Use \$69.50
STUN10 Smaller Unit \$39.00



Ion Ray Gun

Projects charged ions that induce shocks in people and objects without any connection! Great science project as well as a high tech party prank. IOG3 Plans \$8.00
IOG3K Kit/Plans \$69.50

Invisible Pain Field Generator

Shirt pocket size electronic device produces time variant complex shock waves of intense directional acoustic energy, capable of warding off aggressive animals, etc.
IPG7 Plans \$8.00 IPG7K Kit/Plans \$49.50
IPG70 Assembled \$74.50

1000 Ft++ Potato Cannon

NOT A TOY. Uses electronic or piezo ignition. CAUTION REQUIRED!
POT1 Plans (Dangerous Product) \$10.00

FireBall Gun

Shoots flaming ball - two shot capacity
Great for special effects and remote fire starting. CAUTION REQUIRED!
FIREBALL Plans (Dangerous Product) \$10.00



TV & FM Joker / Jammer

Shirt pocket device allows you to totally control and remotely disrupt TV or radio reception. Great gag to play on family or friends. Discretion required.
EJK1KM Easy to Assemble Electronic Kit \$24.50

ATTENTION: High Voltage Fans!

4,000 volts in the palm of your hand! Experiment with anti-gravity, hovercraft, ion guns, force fields, plasma guns, shock devices, wireless energy and electrical pyrotechnics. Input: 9-14VDC.
MINMAX4 Ready to Use \$19.50



"Laser Bounce" Listener System

NEW - Latest Technology! Allows you to hear sounds from a premises without gaining access. Aim at room window and listen to sounds from within via reflected laser light. Not for illegal use. Requires video tripods.
LWB3K 5mw Laser and Receiver Kit \$149.50
LWB30 Ready to Use, includes Laser Gun Sight \$199.50

5mw Visible Red Pocket Laser

Utilizes our touch power control!
VRL5KM Kit / Plans \$74.50



Electronic Hypnotism

Puts subjects under control using highly effective electronic stimuli. Intended for parties and entertainment but must be used with caution. Includes valuable text book reference and plans.
EH2 Plans and Text Book \$19.50

Automotive NEON!



Easy-to-Install 4-Tube Kit for Cars, Trucks, Vans! Available in Pink, Purple, Blue or Green - please specify color when ordering.
RG4K (Specify Color) \$129.50
Flash-To-Music Option for above kit FMU1 \$29.50
License Frame Kit (Specify Color) LIC1K \$24.50

3 MI FM Wireless Microphone

Subminiature! Crystal clear, ultra sensitive pickup transmits voices and sounds to FM radio. Excellent for security, monitoring of children or invalids. Become the neighborhood disk jockey!
FMV1 Plans \$7.00 FMV1K Kit and Plans \$39.50

Telephone Transmitter - 3 Mi

Automatically transmits both sides of a telephone conversation to an FM radio. * Tunable Frequency * Undetectable on Phone * Easy to Build and Use * Up to 3 Mile Range * Only transmits during phone use. VWPM7 Plans \$7.00
VWPM7K Kit/Plans \$39.50

Dept PEM18, Box 716, Amherst, NH 03031
Phone: 603-673-4730 FAX 603-672-5406
MC, VISA, COD, Checks accepted Please add \$5.00 Shipping & Handling

CATALOG
With many more items!
Free with Order or send \$1 P&H

Order by Mail or by 24 Hour Orders-Only Phone
800-221-1705

There's No Easier Way to TROUBLESHOOT AND REPAIR Your Electronics!



It's easy, fast and rewarding to do it yourself with the Electronics Repair Manual!

- TVs/VCRs
- Hi-Fi Stereo Amplifiers
- Turntables
- Speakers
- Shortwave Radios
- Camcorders
- Tape Decks
- CD Players
- Walkmans
- AM & FM Receivers
- PC Systems
- Automobile Sound Systems
- PC Peripherals
- Telephone Systems
- Fax Machines
- Electronic Home Appliances

Electronics Repair Manual

- Electronic Repair Basics
- Tools and Test Equipment
- Troubleshooting and Maintenance
- Specific Repair Instructions
- Schematic Diagrams
- Component/Manufacturer Indices



- 900-PAGE, MODULAR FORMAT MANUAL
- TROUBLE ANALYSIS FLOWCHARTS
- SCHEMATIC DIAGRAMS
- HANDS-ON, DETAILED, TROUBLESHOOTING INSTRUCTIONS
- "HOW TO" PRIMER FOR TEST EQUIPMENT SUCH AS OSCILLOSCOPES, FREQUENCY COUNTERS, AND VIDEO ANALYZERS
- SAFETY PRECAUTION CHECKLISTS
- COMPREHENSIVE REPLACEMENT PARTS LISTS
- PREVENTIVE MAINTENANCE TECHNIQUES
- DIRECTORY OF MANUFACTURERS

30 Day Free Trial Order Form

Yes. Please rush me my copy of Electronics Repair Manual for only \$59.95 (I may take \$10 off the price when I enclose my check or credit card authorization with my order within the next 30 days. Plus, I get free shipping and handling!) I understand that if I am not satisfied I may return the book within 30 days for a full 100% refund of the purchase price.

My payment of \$59.95 is enclosed (\$49.95 when ordering within the next 30 days.)

Check enclosed.

Optional express delivery (available in U.S. only). Enclose an additional \$10.00 and we'll guarantee delivery within 5 business days from receipt of your order (prepaid orders only).

Credit card no.

()
 Expiration Date Daytime phone no.

Signature

Bill me later for \$59.95 plus \$6.50 shipping and handling, subject to credit approval. Signature and phone number required to process your order. P.O. Box addresses must be prepaid.

Mr./Mrs./Ms. _____

Company _____

Address _____

City _____ State _____ Zip _____

Shipping and handling to Canada: \$10 (U.S. currency). Overseas: \$15 (foreign orders must be prepaid). CT residents add 6% sales tax. Supplements will be sent 4-5 times a year on a fully-guaranteed, 30-day trial basis. They may be cancelled at any time.

31187

MAIL TO: WEKA Publishing, Inc.
1077 Bridgeport Avenue, Shelton, Connecticut 06484

Keep Your Skills Up-to-Date!

The Electronics Repair Manual will be a valuable reference for years to come. Supplements, each containing 140 pages, add new repair projects, valuable insights into new technologies, diagnostic and repair techniques, and more schematic diagrams into your manual. Just \$30 each plus shipping and handling. Supplements are sent 4-5 times a year and are fully guaranteed. Return any supplements you don't want within 30-days and owe nothing. Cancel anytime.

1-800-222-WEKA FAX: 1-203-944-3663

ALFA ELECTRONICS


HIGH QUALITY TEST EQUIPMENT
BEST PRICE



DMM 89 \$199.95
Most Advanced DMM
All Purpose & Communication
-80.7 to 81.4 dBm with 4Ω-1200Ω
20 reference impedances
True RMS
Frequency counter: 0.01Hz-10MHz
Capacitance: 1pF-50,000μF
Measure AC volt to 20kHz
5000 counts, 0.1% accuracy
Auto/manual range, fast bar graph
Min/Max/Ave/DH/Relative/Zoom
Auto power off
Input warning
Splash proof
Volt, amp, ohm, logic, diode, continuity
Ruggedized case
Rubber holster included



DMM 2360 \$119.95
DMM+LCR Meter
Very Versatile DMM
Inductance: 1μH-40H
Capacitance: 1pF-40μF
Frequency: 1Hz - 4MHz
Temperature: -40-302°F
TTL Logic Test 20MHz
Diode, Continuity
Volt, Amp, Ohm
3999 count display
Peak Hold
Auto power off
Ruggedized case.
Temperature probe included
Rubber Holster \$8.00



DMM 20 \$74.95
Inductance: 1μH-40H
Capacitance: 1pF-200μF
Frequency: 1Hz-20MHz
Volt, amp, ohm, diode,
20 Amp AC/DC current
Transistor HFE
Continuity, duty %
Peak hold/Max
Ruggedized case
Rubber holster \$8.00

Fliuke Multimeter
Fluke 12 \$84.95
Holster C-10 \$10
Fluke 70 II \$67.5
Fluke 73 II \$94
Fluke 75 II \$129
Holster C-70 \$16
Fluke 77 II \$149
Fluke 79 II \$169
Fluke 29 II \$169
Fluke 83 \$225
Fluke 85 \$259
Fluke 87 \$287
Fluke 97
Scope Meter \$1785


Full line of DMMs,
economy, compact,
ruggedized, solar cell,
automotive, heavy
duty, Industrial,
starts from \$15.95



LCR Meter 131D \$229.95
Most Advanced LCR
Dual display: L/Q or C/D
Inductance: 0.1μH-1000H
Capacitance: 0.1pF-10,000μF
Impedance: 1mΩ-10MΩ
0.7% basic accuracy
Auto/manual range
Dissipation factor & Q factor
Serial & parallel mode
Relative mode for comparison
and to remove parasitics
Statistics, tolerance
Best for design, incoming
testing & production
SMD and chip component
test probe \$25.00



LCR Meter 814 \$189.95
Best Resolution LCR
Inductance: 0.1μH-200H
Capacitance: 0.1pF-20,000μF
Resistance: 1mΩ-20MΩ
1% basic accuracy
Dissipation factor indicates leakage
in capacitor and Q factor in inductor
Zero adjustment to reduce parasitics
Best for high frequency RF
SMD and chip component test probe
\$25.00
LIMITED QUANTITY SPECIAL
DIGITAL LCR METER \$74.95
0.1pF, 1μH, 10mΩ resolution




Frequency Counter FC-1200 \$129.95
Frequency: 0.1Hz-1.25GHz
Display: 8 digit LCD
Period: 0.1μs-0.1s
Records: Max/Min/Average
Data hold, relative mode
Telescoping antenna \$8.00
Deluxe case \$5.00
Also Available:
AC/DC clamp meter, Light meter,
Thermometer, pH meter, High
voltage probe, Digital caliper,
Anemometer, Electronic scale,
Force gauge, Tachometer
Stroboscope, Humidity & EMF
adapter, Sound level meter,
Frequency counter, SWR/field
strength/power meter, Dip meter




20 MHz Oscilloscope with Delay Sweep PS-205 \$429.95
Dual Trace, Component test, 6" CRT, X-Y Operation, TV Sync, Z-Modulation, CH2 Output, Graticule Illum, 2 probes each has x1, x10 switch. Best price with delay sweep.
PS-200 20 MHz DUAL TRACE \$339.95
PS-400 40 MHz DUAL TRACE \$494.95
PS-405 40 MHz DELAY SWEEP \$589.95
PS-605 60 MHz DELAY SWEEP \$769.95
Scope Probe: 60MHz x1, x10 \$15, 100MHz x1, x10 \$22
250MHz x1, x10 \$29, 250MHz x100 \$39

Digital Storage Scope
DS-203 20MHz, 10M Sample/sec \$729.95
DS-303 30MHz, 20M Sample/sec \$849.95
DS-303P with RS-232 interface \$1,049.95
Switchable between digital and analog modes
2 K word per channel storage
8 bit vertical resolution (25 Level/div)
Expanded Timebase 10ms/div - 0.5 s/div
Refresh, Roll, Save all, Save CH2, Pre-Trig
Plotter control



DC Power Supply PS-303 \$159.00
0-30 VDC, 0-3A output
Constant voltage & constant current mode
0.02% + 2mV line regulation
0.02% + 3mV load regulation
1 mVrms noise and ripple
Short circuit and overload protected
PS-8200 with digital voltmeter \$179.00
Also available: 30V/5A, 60V/3A, 60V/5A
16V/10A, 30V/10A



DC Power Supply Triple Output PS-8202 \$499.95
Two 0-30 VDC, 0-3A outputs
One fixed 5VDC, 3A output
Capable of independent or tracking operation
Constant voltage and constant current mode
Four digital meters for volt and current display
Excellent regulation and low ripple
Short circuit and overload protected
Also available: 30V/5A, triple output \$549.95
Dual tracking 30V/3A, 30V/5A, 60V/3A, 60V/5A



RF SIGNAL GENERATOR SG-4160B \$119.00
100 kHz-150MHz sinewave in 8 ranges
RF Output 100mVrms to 35 MHz
Internal 1kHz, External 50Hz-20kHz
AM modulation
Audio output 1 kHz, 1 Vrms

AUDIO GENERATOR AG-2601A \$119.00
10Hz - 1MHz in 5 ranges
Output: 0-8Vrms sinewave
0-10Vp-p squarewave
Synchronization: ±3% of oscillation frequency per Vrms
Output distortion:
0.05% 500Hz - 50kHz
0.5% 50Hz - 500kHz
Output Impedance: 600 ohm

FUNCTION GENERATOR FG-2100A \$169.95
0.2 Hz - 2 MHz in 7 ranges
Sine, square, triangle, pulse and ramp
Output 5mV-20Vp-p
1% distortion, DC offset ± 10V
VCF: 0-10V control frequency to 1000.1

RF SIGNAL GEN./COUNTER SG-4162 AD \$229.95
Generates RF signal same as SG-4160B
6 digit frequency counter 1Hz - 150 MHz for internal and external source Sensitivity <50mV

AUDIO GEN./COUNTER AG-2603AD \$229.95
Generates audio signal same as AG-2601A
6 digit frequency counter 1Hz-150MHz for internal and external sources Sensitivity <50mV

FUNCTION GEN./COUNTER FG-2102AD \$229.95
Generates signal same as FG-2100A
Frequency counter 4 digits
Feature TTL and CMOS output

SWEEP FUNCTION GEN./COUNTER \$329.95
0.5Hz to 5 MHz in 7 ranges
Sweep: Linear 10:1/Log 10:1 20ms to 2s
AM Modulation
Gated Burst, Voltage Control Generator
Generator Control Voltage & 6 digit counter
1Hz-10MHz for internal & external sources

ALFA ELECTRONICS
741 Alexander Rd., Princeton, NJ 08540

(800) 526-2532/(609) 520-2002 15 DAY MONEY BACK GUARANTEE, 1 YEAR WARRANTY
FAX:(609) 520-2007 CALL OR WRITE FOR FREE CATALOG AND BEST OFFER.
Visa, Master Card, American Express, COD, Purchase Order Welcome

DALBANI

The ultimate saving source

Please mention this **CODE RE06** (Excluding Alaska, Hawaii, & P.R.) when ordering
SHIP UP TO 5 lb. FOR ONLY \$3⁹⁵/ 2nd DAY AIR
Call 1-800-325-2264

\$20.00 MINIMUM ORDER

 Prices are valid until July 31/95
While Supplies Last

VCR ALIGNMENT TOOL KIT

- 7 Assorted head & guide aligners
- VCR Head puller
- Retaining ring remover
- Spring hook
- Micro screwdriver
- Hex key set
- Flitted vinyl
- Soft zippered case
- 3 Reversible screwdrivers (Small-Flat-Phillips)
- Dimensions: 9 1/2"(W) X 12 1/4"(L)



\$29⁹⁵
 Order N° 50-888

We carry over 14,000 original Semi-conductors & many other electronic parts

SEMICONDUCTORS

29¢
 Minimum 10 pieces per item

Low Frequency Power Transistors
 (AF driver, V_{CEO}: 180V, 1.5A, 100 hFE)
 BD-135 (NPN-Si) Repl. ECG: 373
 BD-136 (PNP-Si) Repl. ECG: 374

(Voltage Regulators) Repl. ECG N°
 Item No.
 7805 (Pos VR, 5V, 1A) 960
 7806 (Pos VR, 6V, 1A) 962
 7809 (Pos VR, 9V, 1A) 1910
 7812 (Pos VR, 12V, 1A) 966
 7818 (Pos VR, 18V, 1A) 958
 7824 (Pos VR, 24V, 1A) 972
 7905 (Neg VR, 5V, 1A) 961
 7906 (Neg VR, 6V, 1A) 963
 7912 (Neg VR, 12V, 1A) 967
 7915 (Neg VR, 15V, 1A) 969
 7918 (Neg VR, 18V, 1A) 959
 7924 (Neg VR, 24V, 1A) 971



Up to **60% Off**
 On all replacement

FLYBACK TRANSFORMERS

Order N°	CURTIS-MATHES	471-05200	\$19.00
63-0425	DAEWOO	DCF-1577	11.50
63-0196	EMERSON	04-321-4002	14.90
62-810	EMERSON	04-321-4003	12.50
63-0286	GOLDSTAR	154-074R	12.50
63-0189	GOLDSTAR	154-122E	11.99
63-460	HITACHI	243-4391	16.50
62-850	HITACHI	243-4401	13.99
62-860	PANASONIC	TLF-14617F	14.50
62-490	PANASONIC	TLF-14530F	19.50
62-560	PANASONIC	TLF-14706F	19.95
62-601	RCA (original)	1455864-501	19.95
63-0475	FCC-1415AL		11.50
63-0160	FCC-1415AL		11.50
63-0203	RTRNF-0003PEZZ		12.50
63-810	RTRNF-0011PED		12.50
63-0126	RTRNF-0015CEZZ		12.50
63-840	SONY	1-439-254-13	12.50
63-0112	SONY	1-439-254-00	12.50
63-0170	SONY	1-439-273-00	15.99
63-0113	SONY	1-439-235-00/11/21	17.00

VCR HEADS

Order N°	Item	Part No.	Price
24-3350	DAEWOO	975A215400	\$16.50
24-2800	FUNAI	805901-05	16.50
24-0150	GOLDSTAR	413050A	14.99
24-2475	GOLDSTAR	513209C	19.00
24-0275	HITACHI	545-7952/9781	16.50
24-0350	HITACHI	545-8321	35.00
24-0475	JVC	PU-20850C	28.50
24-0550	JVC	QO-20014-B	32.50
24-2550	JVC	PDM2008A	14.99
24-1750	ORION	1590D00002	16.50
24-0650	PANASONIC	VEH-0116	15.00
24-0775	PANASONIC	VEHS-0095	14.99
24-0800	PANASONIC	VEHS-0115	14.99
24-0900	PANASONIC	VEHS-0385/0191	14.99
24-1075	PANASONIC	VEHS-0015	30.00
24-1200	PANASONIC	VEHS-0077	28.00
24-1375	PANASONIC	VEHS-0146	28.00
24-3900	PANASONIC	VEHS-0495	41.95
24-2000	SAMSUNG	6900-370-011	14.99
24-1950	SHARP	DDRMU0002HE21	16.50
24-2625	SHARP	DDRMU0004E10	35.00
24-2100	SONY	DRS84R	14.99
24-2300	TOSHIBA	70321991	14.99

ROCK BOTTOM PRICES ON POPULAR SEMI'S (Minimum 10 pieces per item)

EU-208	\$1.49	2SD 1398	1.49	STK-4273	6.49
2N-3055	0.99	2SD 1426	1.69	STK-3481	7.99
2N-3773	1.49	2SD-1427	2.25	TA-7777	6.95
2SD-871	2.29	2SD-1650	1.69	TDA-2005	1.99

VIDEO HEAD TESTER

To determine whether a video head is in good condition by detecting the wear state of the video head and indicating it on the meter. This *VM* curve as a tentative guidance for confirming the wear state of the video head. (Dim: 4.7" H X 5.5" W X 1.2" D)



\$39⁵⁰
 Order N° 50-777

CONNECTORS

F Male for RG 59/U Cable
 • 1/4" ring included
 Order N° 15-0459
 Minimum 100 pieces



D Sub Connector 22¢

• 25 Pins • Solder Type
 Order N° 15-0976 --- Male
 Order N° 15-0973 --- Female
 Minimum 10 pieces per item



CABLES 6 feet long

1 .. 17-1298	3 Prong AC cord	99¢
2 .. 17-1299	SONY Type	35¢
3 .. 17-1297	Panasonic Type	35¢
4 .. 17-1460	Universal Type	35¢

Dual RCA Plugs

Order N°	Length	Price
17-130	3 ft	39¢
17-135	6 ft	49¢
17-140	10 ft	70¢
17-145	15 ft	89¢
17-155	25 ft	\$1.10

SPLITTERS

Zinc die cast • UHF/VHF/FM
 Order N° 750 • 5-900 MHz

- A 55-610 2Way
- B 55-640 3Way
- C 55-670 4Way

Minimum 10 pieces per item




UHF/VHF/FM

• Indoor usage
 • 75-300 Ω
19¢
 Order N° 55-120
 Minimum 10 pieces



Matching Transformers

• F-59 push on to twin lead • 4-ft cable w/F-59 Conn.
 • 75-300 Ω
 • VHF
69¢
 Order N° 55-170
 Minimum 10 pieces



UNIVERSAL AC/DC CONVERTERS

• Multi-Output AC/DC Wall Outlet Adaptor
 Order N°

- 40-001 (1.5, 3, 4.5, 6, 7.5, 9, 12V DC)
- 40-002 (3, 4.5, 6, 7.5, 9, 12V DC)
- 40-003 (3, 4.5, 6, 7.5, 9, 12V DC)

- LED power indicator
- Polarity Reversing Switch
- Switchable 110/220VAC 50/60 Hz
- 6' Molderd Cable with Multi-connector

Minimum 5 pieces (No Mixing Please)

Order n°	Specs	Now
40-001	18W - 1000mA	\$2.75
40-002	9W - 500mA	2.25
40-003	5W - 300mA	1.99



3' TEST TIP TO BANANA PLUGS

• Black and Red set
 Minimum 10 Pieces
 Order N° 56-1006



UNIVERSAL DUAL TV ANTENNA

• 5 sections • 9 1/2" collapsed • 39" extended
99¢
 Order N° 58-205 Minimum 10 pieces



DIGITAL MULTIMETER

• Overload protection on all ranges
 • Diode test function • Built-in IRLI stand.
 • Polarity & Overload Indicators
 • Withstands 5' drop • Includes Fuse & spare
 • 2000 Hr Battery life (9V) • Test leads
 • DC Voltage range: 200mV-1000V.
 • AC Voltage range: 200V-750V.
 • DC Current: 2-200mA, 20A
 • Resistance: 200Ω-20MΩ.
 • Dim.: 6 1/2"(H) x 3 1/3"(W) x 1 1/2"(D)



Order N° 50-047 **\$22⁹⁹**

10 COLOR CODED LEADS HEAVY DUTY

• 10 Total Leads 2 each
 • Black, Green, Red, Yellow, White
 • 11" Long Wire Lead
 • Insulated 1 1/2" Alligator Clips
 • 20 Gauge Wire Size
\$1⁴⁹
 Minimum 5 pieces



6 OUTLETS POWER STRIP

• A.C. 125Volt, 15 Amp. (4 feet Cord)
 • Lighted Switch
 • Reset Circuit Breaker
 Minimum 2 pieces
 Order N° 40-029 **\$4⁴⁹**



INDOOR TV ANTENNA

• UHF / VHF / FM • 10" metal dish
 • Antenna Length 37" extended
 • Tuning / Rotator Knobs
 • Base dimensions (6 3/4" X 9")
 Order N° 58-1025 "Ivory Color"
 Order N° 58-1059 "Black Color"
 Minimum 2 pieces per item **\$6⁹⁹**



Please mention this **CODE RE06** when ordering

4225 N.W. 72nd Ave. • Miami • Florida • 33166
 Tel.: (305) 716-1016 • Fax : (305) 594-6588

ALL ELECTRONICS CORP.

QUALITY PARTS • DISCOUNT PRICES • FAST SERVICE

INCREDIBLE SAVINGS! 30' CABLE

A GREAT DEAL!



Originally made to connect Digital Audio Tape machine to a remote controller, this "snake" cable consists of four separate 9 conductor plus drain wire, foil-shielded cables in one jacket. Each end of each smaller cable is terminated with DB-9P connectors. The cable is well-made and quite flexible for its size. Snake cable nominal O.D. is 0.52". Interior cable O.D. is 0.15". The outer jacket can be slit and removed if only the 9 conductor cable is required. DB-9 connectors include thumbscrew hold-downs. If you are using multiconductor shielded cable this is a great deal.

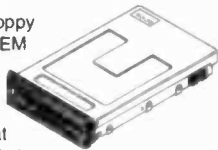
\$5.50 each

CAT# CBL-3

2 for \$10.00

720K 3.5" INTERNAL FLOPPY DRIVE

Sony # MP-F11W-2Z Brand new 720 KB floppy drives. Built for an OEM product, these are, in every way, compatible with PC/XT/AT computers except that the faceplate is slightly larger than those on exact replacements. The faceplate size on these is 4.04" X 1.23". (Normal size is 4" X 1"). The faceplate is removable and can be trimmed if desired. In some cases it may work without trimming. Also, we have found that, when used in 5.25" bays with the adapter kit below, the adapter can easily be modified to accommodate the unit. Because of this slight inconvenience, we are selling these drives at an incredibly low price.



\$14.00 each

CAT# MPF-11SF

10 for \$120.00

INSTALLATION KIT for MPF-11SF allows for installation into 5.25" drive bays. Simply cut and remove three plastic gussets to install. CAT# FDD-3.5 \$3.50 each

LARGE QUANTITY AVAILABLE!

9 FOOT DUAL AUDIO CABLE



9' shielded dual audio cable with color coded (red and yellow) RCA style pin plugs either end. Black cable.

\$1.00 each

CAT# DCB-108

10 for \$8.50 • 100 for \$75.00
1000 for \$500.00

SMALL STEPPING MOTOR

Airpax # NB82115-M3
12 Vdc, 65 ohm
stepper motor with
6 leads. 15 degree step
angle. 1" diameter x 0.5" high.



Mounting flange with holes on 1.25" centers. 0.08" (2mm) dia. X 0.2" long shaft. 0.27" dia. pulley is press-it onto shaft. Great for robotics and experimentation.

\$1.50 each

CAT# SMT-13

10 for \$12.50

6' VIDEO HOOK-UP CABLE



High quality 6' video patch cables. Belden # 9104 "Duobond" dual shielded RG-59 cable with heavy-duty F connectors hex-crimped onto each end. Large quantity available.

\$1.00 each

CAT# VHU-6S

10 for \$7.50 • 100 for \$60.00

"HI-8" VIDEO CASSETTE (USED)

8 mm Video Camcorder Users!

SONY Hi-8
Top quality, metal particle
120 minute video cassettes. Used for a short time, then bulk-erased. Each cassette has its own plastic storage box. Satisfaction Guaranteed!



\$3.00 each


CAT # VCU-8

10 for \$28.00
100 for \$250.00

NOW! Visit Our
World Wide Web Site..
<http://www.allcorp.com/allcorp/>

9 VOLT 60 MA SOLAR PANEL

These 6" X 6" glass enclosed photo-voltaic panels produce 9 Vdc at 60 mA. Ideal for charging batteries and powering small devices. Put two or more together for more current and voltage. Includes metal connectors and instructions for soldering directly to panel.



\$5.25 each


CAT # SPL-960

640 X 480 LCD PANELS WITH BUILT-IN DIGITIZER

Two sizes available, both originally designed for laptop computer/note pad. Built-in digitizer to be used with a stylus for hand written notations. Onboard drivers operate on 5 vdc (logic) and 18 vdc (LCD). Full documentation on both units.

SHARP LM64P90


Built-in CCFT backlight. Overall dimensions: 10.19" x 7" x 0.35" Viewing area: 7.88" X 6" Dot size: 0.27mm X 0.27mm. White dots on black background. CAT # LCD-31



\$40.00

SHARP LM64194F

Overall dimensions: 8" x 5.75" Viewing area: 6" X 4.5". Dot size: 0.21mm X 0.21mm Black dots on white background. CAT # LCD-32



\$40.00

MANUFACTURERS - We Purchase EXCESS INVENTORIES... Call, Write or Fax YOUR LIST.

CALL, WRITE
or FAX For A
Free 64 Page
CATALOG.
Outside the U.S.A.
send \$2.00 postage.

ORDER TOLL FREE

1-800-826-5432

MAIL ORDERS TO:
ALL ELECTRONICS CORP.
P.O. BOX 567
VAN NUYS, CA 91408-0567

E-MAIL allcorp@allcorp.com
FAX (818) 781-2653
INFO (818) 904-0524

NO MINIMUM ORDER • All Orders Can Be Charged to Visa, Mastercard or Discover • Checks and Money Orders Accepted by Mail • Orders Delivered in the State of California must include California State Sales Tax • NO C.O.D • Shipping and Handling \$5.00 for the 48 Continental United States • ALL OTHERS including Alaska, Hawaii, P.R. and Canada Must Pay Full Shipping • Quantities Limited • Prices Subject to change without notice.





NATIONS LARGEST RECEIVER OUTLET SUMMER SUPER SALE!!!

AOR

AR2700 ¹⁻³	\$399.95
AR8000 ¹⁻³	\$599.95
AR3000A ¹⁻³	\$1029
SDU5000A/I	\$997.95



GRUNDIG

YB305	NEW	\$137.95
YB400	HOT	\$179.95
SAT700	Special	\$388.95



LOWE

HF150	Compact	\$579.95
HF225E	Europa	\$999.95

SANGEAN

ATS202	\$99.95
ATS606P w/Ant60	\$169.95
ATS808	\$137.95
ATS818	\$147.95



REALISTIC

PRO62 (CALL)	\$239.95
PRO2035 (CALL)	\$359.95

JOIN THE OPTO/AOR REVOLUTION!!!

• OPTO Electronics and AOR are revolutionizing the scanner world. The new Scout 40 version 3.1 and the AOR AR2700/AR8000 scanners gives you the intercept power in your hands, that just a few years ago could only be a dream. Imagine having your scanner hop on a signal the instant someone presses the mic button. The Scout will reaction tune your AOR scanner in a blink of an eye to any locally generated signal.



☛ **WHERE** is the Scout most effective? Sporting events, car races, air shows, NEWS gatherings, accident scenes, air ports, railroads, marinas, fast food drive-thrus, many more applications. Everywhere you turn today there's a walkie-talkie in use. Listen in, it's your world.

☛ **WHO** needs the Scout/AOR System? NEWS service, local TV/Radio stations, Police, DEA, Air ports, anyone that wants to know what is being transmitted in the immediate area, plus thousands of scanner listeners, FBI, Law enforcement, SWAT team, and surveillance.

☛ **WHAT** do you need? 1. Scout 40 version 3.1
2. AOR AR2700/AR8000 3. Input jack, modification to scanner
4. Interconnect cable 5. Scout 40 V3.0 requires CB-AR cable \$49.00

SAVE up to \$300
OFF list price

EEB SPECIAL PACKAGE DEAL

- AR2700, Scout 40 version 3.1, Mod to AR2700, cable, (regular discount price \$899.90)...Package Deal \$839.95
- AR8000, Scout 40 version 3.1, Mod to AR8000, cable, (regular discount price \$1090)...Package Deal \$1039.95

EEB will install jack and wire in scanner, assure that your AOR warranty is good for one year and completely check out your system on our lab prior to shipping.
FREE with system purchase.

FREE AR2700/AR8000 Modification (\$50 value)		
• AR2700	list \$499.95	EEB \$399.95
• AR8000	list \$799.95	EEB \$599.95
• MODS		EEB \$50.00
• Cable CB RT		EEB \$20.00
• SCOUT 40 v3.1 list	\$449.95	EEB \$419.95

Bearcat SALE!!!

BC3000XLT 25-550/760-1300MHz⁽¹⁾ \$
• Scan 100ch/sec, search 300ch/sec, 400 memory channels, 20 x 20 banks.
LIST \$499.95 **EEB \$369.95**



BC9000XLT 25-550/760-1300MHz⁽¹⁾
• Alpha numeric LCD on all 500 memory ch. Scan 100 ch/sec, search 300 ch/sec, data skip, attenuator 15dB, COR recorder control.
LIST \$769.95 **EEB \$389.95**



BCT-7 All Band 26-956MHz⁽¹⁾
• A must for the frequent highway travelers. 7135 pre-programmed chs., search by state & service. Police, HP, DOT, Fire, News, WX, CB, plus 100 User memories, scan 100 ch/sec.
LIST \$319.95 **EEB \$169.95**



Other BEARCAT Scanners...
BC120XLT \$129.95 BC760XLT⁽¹⁻²⁾ \$199.95
SC150Y/B⁽¹⁾ \$169.95 BC860XLT⁽¹⁾ \$169.95
BC148XLT-1⁽¹⁾ \$99.95 BC890XLT⁽¹⁻²⁾ \$229.95
BC220XLT⁽¹⁾ \$224.95

- (1) Cellular Block (not restorable)
- (2) Cellular Block, but can be restored
- (3) Un-Blocked O.K. to qualified buyers (Govt., Export, etc.)

☛ **Check out EEB's NEW BBS!!!**
Dial us up, Check us out!
Tech Info, Used-Demo Specials, MORE!
1 - 703 - 938 - 3781

Special SONY Summer SALE!!!

• ICFSW55 •

"Among the best performers in compact portables, audio quality among the best, a superior performer in it's size class". (IBS Passport)

- 150kHz - 30MHz, 76 - 108MHz • AM, FM, CW, LSB, USB
- 125 station memory preset • Factory preset name tuning provides easy access to popular SWL stations • Direct keyboard entry • World clock rotary tuning dial for roaming the dial • Power 6VDC, or 4AA (not incl.) AC adaptor is included.



Other SONY's at Special Summer Prices

ICFSW7600G \$179.95 • ICFSW100 \$344.95
ICFSW77 \$459.95 • ICFSW30 \$104.95
ICF2010 \$344.95 • ICFW33 \$159.95

Limited Time... **\$319.95**
3 year Extended Warranty \$39.95

WJ HF1000 World's Ultimate Receiver \$3799

Opt. Preselector HF1000D \$649.00



GE SUPERADIO II

Puts the fun back into AM Radio!!!
Everyone needs a good AM/FM DX radio. Great audio, large ferrite antenna, 4 LF. stages.



\$59.95

DRAKE R8A

Improved and upgraded version of the world famous R8.

- Improved Ergonomics
- Dynamic range (+100dB)
- 3rd OIP +20dBm
- Increase memory to 440 ch.
- Scan 40 ch/sec.



It's time to trade-in your R8, call for Quote.

R8A \$1085.00

95 Catalog...**FREE**
96 Pages, SWL, Scanners, Antennas, Books, Lots more.



FREE in the U.S., 3rd class (4 weeks), \$2 1st class (1 week) \$2 Can/Mex. \$5 elsewhere



ELECTRONIC EQUIPMENT BANK
323 MIL.L. Street NE
Vienna, VA 22180


ORDERS: 800-368-3270
Local Tech: 703-938-3350
FAX: 703-938-6911

- Sorry, no COD's
- Free Catalog in USA
- Prices Subject to change
- Prices do not include freight
- Returns subject to restock fee up to 20%

*We accept VISA/MasterCard/American Express/Discover

*We ship via UPS, Federal Express and Mail

SKYVISION®



Remember the fun you had when you could do it yourself?

YOU STILL CAN!

Let *Skyvision* help.

Largest inventory of **DISCOUNT SATELLITE TV PRODUCTS** all ready for *FAST* shipping.

Complete systems • Upgrade packages. Full line of dish antennas, receivers, feedhorns, LNBs and actuator arms.

30-50% savings with SkyPacSM programming.

18" Mini-dish systems and accessories.

Tools • Commercial Equipment • Books • Software.



It's MORE than a catalog!

Comparison Charts
Product Reviews
Tech Tips



#1 in Customer Satisfaction

Call Now. It's FREE 800-334-6455

Skyvision® • 1048 Frontier Drive • Fergus Falls, MN 56537
International 1-218-739-5231 • Fax 218-739-4879

KELVIN ELECTRONICS

PHONE: 1-516-756-1750
 FAX: 1-516-756-1763
 10 Hub Dr, Melville, NY 11747



100-LE

AC/DC Voltages
 Cont. Tester-
 Buzzer
 3-1/2 Digit LCD
 Low Battery
 Indicator
 Battery Test
 #990087

\$19⁹⁵

150-LE

Transistor
 Battery Test
 DC Current
 10 Amp
 #990122

\$29⁹⁵

200-LE

Freq. Counter
 up to 20MHz
 Capacitance
 from 1pF to 20uF
 Transistor
 AC/DC Current
 10 Amp
 #990123

\$49⁹⁵

400-LE

Inductance
 resolution of 1uH
 Freq. Counter
 up to 20MHz
 Cap. from
 1pF to 200uF
 AC/DC Current
 Transistor
 Duty %
 20 Amp
 #990124

\$79⁹⁵

STANDARD FEATURES: ▲ AC/DC Voltages ▲ DC Current ▲ Resistance
 ▲ Continuity Tester Buzzer ▲ Diode Test
 ▲ 10M ohm Input Imp. ▲ Accuracy +/- 0.5% RDG

Protective Meter Cases for 100-300LE#990088**\$4⁹⁵**
 Protective Meter Case for 400LE#990094**\$4⁹⁵**

The Ultimate Meter

Popular Electronics (reviewed 5/93)

"Not only does the Kelvin 94 boast a lot of features...the features go the extra distance."

"If we had to run into a burning building to do some emergency trouble-shooting and could carry only one piece of equipment, the Kelvin 94 would be it!"

★ True RMS, LCR, Hz, dBm ★ 0.1% Accuracy ★



**12
 INSTRUMENTS IN
 ONE!**

DC Voltmeter,
 AC Voltmeter,
 Ohmmeter,
 AC Current,
 DC Current,
 Diode Tester,
 Audible Cont.
 Tester, dBm,
 Freq. Counter,
 Capac. Meter,
 Inductance
 Meter,
 Logic Probe
 #990111

\$199⁹⁵

GoldStar Precision

ANALOG OSCILLOSCOPES

OS-9020A
 20MHz, 2-Ch.
 Dual Trace

#740085 **\$385**



COMMON FEATURES

- 6" Rectangle CRT (8x10 Division)
- Variable Hold-off Function
- Ch 2 Polarity Inversion Switch
- Level Control for superior triggering
- High Sensitivity X-Y Operation
- Z-Axis (Intensity Modulation)
- Vertical Gain Sensitivity
- Horizontal Sweep Time X10 mag.
- TV Sync Circuit
- Automatic Focus
- 100-240V, 50/60 Hz Power Source
- Meets IEC-348 Safety Req.
- 2 Year Warranty
- Includes: operator's manual, spare fuses, power cord and probe set

100 MHz Analog w/ delayed sweep (Model OS-9100P).....#740111**\$1079**
 40 MHz Analog w/ delayed sweep (Model OS-9040D)#740086.....**\$695**
 20 MHz Analog w/ 1 MHz function gen. (Model OS-9020G)#740112.....**\$559**

GoldStar Precision

2MHz Sweep Function Generator




FEATURES

- 0.02 Hz - 2 MHz Sine, Triangle, Square, Ramp, Pulse, and TTL
- Variable Symmetry
- VCF
- DC Offset
- Maximum Attenuation: 40 dB

(Model FG-8002) #720098 **\$199**

Solutions for the Test Instrument

1 YEAR WARRANTY
15 DAY MONEY BACK GUARANTEE




MT-100
Reg. \$599.
\$399.00

Four Instruments in One Instrument

- Function Generator**
 - Sine, Square, Triangle, Pulse, Skewed Sine, Ramp, TTL
 - 0.2 Hz - 2MHz
- Frequency Counter**
 - 8 Digit LED
 - 1 Hz - 100MHz
 - ± (1 Hz + 1 dgt. + Time Base Error)
- Power Supply**
 - 3-1/2 Digit LCD
 - Triple output: #1. 0-50V, 0.5A MAX
 - #2, 15V, 1A #3. 5V, 2A
- Digital Multimeter**
 - 3-1/2 Digit LCD
 - DCV, ACV, Ω, DCA, ACA
 - ± (0.5% + 2 dgts)

FG-140 2MHz Function Generator
Reg. \$249. **\$149.00**



- 0.2 Hz - 2.0 MHz, 7 Decades
- Sine, Square, Triangle, Pulse, Ramp, Skewed Sine
- VCF, Symmetry
- Variable DC Offset Control

2MHz Sweep Function Gen. w/Freq. Counter
FG-150
Reg. \$399. **\$229.00**



- 4 Digit LED Display
- Sine, Square, Triangle, TTL, Pulse, Ramp, Skewed Sine
- Linear/Logarithmic Sweep
- 10 MHz Freq. Counter

1.0GHz Frequency Counter, High Resolution
FC-200
Reg. \$399. **\$219.00**



- 1.0 Hz - 1.0 GHz
- 8 Digit LED Display
- Auto & Manual Range
- 4 Selectable Gate Times
- 1MΩ & 50Ω Input Impedance

GoldStar O'scopes
Cursor Readout & Digital Storage
Call for BMC Unbeatable Prices

PS-500 DC Power Supply
Reg. \$249. **\$159.00**



- 0 - 30 VDC
- 0.1 - 3A
- Short & Overload Protection

PS-540 DC Power Supply
Reg. \$399. **\$289.00**



- 0 - 16 VDC
- 0.1 - 10A
- Short & Overload Protection

Deluxe O'scopes w/Phillips CRT. 2 yr. Parts/Labor Warranty


OS-3304 Reg. \$499. **\$339.00**



OS-3304 25MHz, Dual Trace

- DC to 25 MHz. Dual Channel
- 6" Rectangular CRT with Internal Graticule 10x8cm (Phillips P31)
- Uncalibration LED.
- High Sensitivity 1 mV/div to 2mV/div X-Y modes, Z Axis (intensity modulation)
- Rise time 14n Sec. or less.
- Full TV Trigger for TV-V & TV-H
- Acceleration Potential 2kV
- 60MHz (X1.X10) Probe Kit: 2 sets
- Power: 115/230V AC

OS-3324 Reg. \$599. **\$399.00**



OS-3324, 3 Function

- OS-3304
- Dual Component Tester/Comparator
- Triple DC Power Supply 5VDC, +12 VDC, -12VDC

OS-3344 Reg. \$599. **\$649.00**



OS-3344, 5 Function

- + 2 + 3 • OS-3324
- Frequency Counter 100MHz, 7 Digit LED Display
- Function Generator 0.02 Hz to 2.0 MHz

OS-3315 40MHz, Dual Trace Sweep Delayed
Reg. \$799. **\$549.00**



- DC to 40 MHz. Dual Channel
- Delayed Sweep 100ns to 1.0S 7 decade
- 6" Rectangular CRT with Internal Graticule 10x8cm (Phillips P31)
- Uncalibration LED.
- High Sensitivity 1 mV/div to 2mV/div X-Y modes, Z Axis (intensity modulation)
- Rise time 8.5nS or less.
- Full TV Trigger for TV-V & TV-H
- Acceleration Potential 12kV
- Variable Hold Off
- 16ns - 1.0s Time Base
- 60MHz (X1.X10) Probe Kit: 2 sets
- Power: 115/230V AC



BelMERIT DM5050C DM5100

Reg. \$149. **\$89.00**

including Deluxe Holster

Features (DM5050C/DM5100)

- Basic DCV Accuracy: ± 0.25%
- AC/DC Volt & Amp, Ohm
- Diode, Continuity Beeper
- Alligator Clip Test Leads
- Lead Holders/Velcro Strap Holster

DM5050C, DMM + Capacitance

- 9 Function / 42 Range
- Multimeter
 - Ohm: Up to 2000MΩ
 - Amp: AC/DC 2 Amp
- Extended Capacitance Meter (9 Range)
 - 0.1pF - 20,000μF
 - Zero Adjust Knob
 - Trig Lamp

DM5100, Wide Range w/Logic

- 11 Function / 45 Range
- Auto Power Off
- Data Hold & Peak Hold
- Freq: Up to 20MHz
- Amp: Up to 20A AC/DC
- Ohm: Up to 200MΩ
- Diode
- Continuity
- Logic: TTL, TR HFE

Oscilloscope Probe Kit



- HP-9060, 60MHz Reg. \$29. **\$19.00**
- HP-9150, 150MHz Reg. \$49. **\$29.00**
- HP-9250, 250MHz Reg. \$59. **\$39.00**

Capacitance Meter


Reg. \$79. **\$49.00**



- CM210**
- 3 1/2 Digit LCD
 - 0.1p-20,000μF 9 Ranges
 - 0.5% basic Accu.
 - Zero Adjust Knob
 - Test Leads & Built in Socket

Pen-Type DMM w/Logic

Reg. \$79. **\$59.00**



- DM150**
- 3 1/2 Digit Dual Display
 - Auto & Manual
 - DCV, ACV, ACA, DCA, Ω
 - Logic CMOS/TTL
 - Data Hold
 - Diode
 - Continuity

Multifunction DMM

Reg. \$89. **\$59.00**



- DM3050**
- 3 1/2 Digit
 - 1.5" Big LCD
 - Heavy Duty, 20A AC/DC
 - Capacitance
 - Frequency
 - TR-HFE
 - Diode
 - Continuity
 - Holster

BMC Your Best Source for High Standard Electronics
20 Highpoint, Dove Canyon, CA 92679

Order & Free Catalog
800-532-3221
(714) 586-2310 Fax (714) 586-3399



Tel: (305) 974-6864
 Fax: (305) 974-6818

Gateway Products Corp.

Please mail orders to:
 P. O. Box: 93-6397
 Margate, FL 33093

DEAL U3.....\$5.00




Includes 2 pcs of each:
 LM324, LM339, LM358,
 NE555, LM556, LM741.

DEAL R4.....\$2.50




Rated 50V. Ceramic Disc Capacitors. Includes 5 pcs of each:
 10pF 33pF 150pF
 22pF 47pF 220pF
 27pF 100pF

DEAL Y6.....\$2.00



1 Amp Schottky Diodes. Includes 3 pcs of each:
 1N5817(1A/20V)
 1N5818(1A/30V)
 1N5819(1A/40V)

DEAL P7.....\$2.00



Includes 10pcs of each:
 1N914, 1N4148,
 1N4001(1A/50V),
 1N4004(1A/400V),
 1N4007(1A/1kV).

DEAL L3.....\$2.50



5mm (T1 3/4) LEDs
 Includes 10pcs of each color:
 Red Green Yellow

DEAL L6.....\$2.50



3mm (T1) LEDs
 Includes 10pcs of each color:
 Red Green Yellow

DEAL V2.....\$4.00




Includes 2 pcs of each:
 CMOS IC: CD4001B,
 CD4011B, CD4013B,
 CD4017B, CD4028B,
 CD4066B, CD4069B.

DEAL R7.....\$2.50



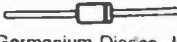
Rated 50V. Ceramic Disc Capacitors. Includes 5 pcs of each:
 270pF .001uF .047uF
 330pF .01uF .1uF
 470pF .022uF

DEAL Y9.....\$3.00



3 Amp Schottky Diodes. Includes 3 pcs of each:
 1N5820(3A/20V)
 1N5821(3A/30V)
 1N5822(3A/40V)

DEAL G5.....\$2.50



Germanium Diodes. Includes 6 pcs of each:
 1N34A 1N60 1N270

DEAL N8.....\$3.50



Small signal transistors. Includes 10pcs of each:
 PN2222A 2N3906
 PN2907A 2N4401
 2N3904 2N4403

DEAL Q2.....\$4.00



Small signal transistors. Includes 5 pcs of each:
 MPSA05 MPSA42
 MPSA13 MPSA56
 MPSA27 MPSA92

DEAL A2.....\$3.00




Rated 50V. Radial Electrolytic Capacitors. Includes 5 pcs of each:
 1uF 4.7uF 33uF
 2.2uF 10uF 47uF
 3.3uF 22uF

DEAL B5.....\$2.50




Rated 50V. Mono Caps. Includes 10pcs of each:
 .01uF .047uF
 .022uF .1uF

DEAL Z5.....\$2.00



1 Watt Zener Diodes. Includes 5 pcs of each:
 1N4728A (3.3V)
 1N4733A (5.1V)
 1N4739A (9.1V)
 1N4742A (12V)
 1N4744A (15V)
 1N4746A (18V)

DEAL W2.....\$2.50



1/4W 5% Resistors. Includes 20 pcs of each:
 10, 47, 100, 470, 1K, 4.7K

DEAL M3.....\$5.50



Vlg. Regulators. Incl. 3 pcs each:
 7805 7905
 7812 7912

More Regulators

7808	47¢
7815	47¢
7818	47¢
7824	47¢
7908	50¢
7915	50¢
LM317T	80¢

DEAL A7.....\$4.00



Rated 25V. Radial Electrolytic Capacitors. Includes 5 pcs of each:
 10uF 47uF 330uF
 22uF 100uF 470uF
 33uF 220uF

DEAL T6.....\$3.50




Rated 35V. Radial Tantalum Capacitors. Includes 5 pcs of each:
 1uF 2.2uF 10uF

DEAL H8.....\$3.00



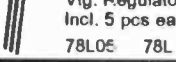
Includes 5 pcs of each:
 1N5401(3A/100V),
 1N5404(3A/400V),
 1N5408(3A/1kV),
 6A10(6A/100V),
 6A100(6A/1kV).

DEAL W5.....\$2.50



1/4W 5% Resistors. Includes 20 pcs of each:
 10K, 47K, 100K, 470K, 1M

DEAL J1.....\$3.50



Vlg. Regulators. Incl. 5 pcs each:
 78L05 78L12

More Transistors

2N2222A	30¢
2N4124	8¢
2N4126	8¢
MPSH10	10¢
2N3055	52¢
TIP31C	40¢
TIP32C	40¢
TIP117	50¢
TIP120	50¢
TIP125	50¢

DEAL S3.....\$5.00



1/4" panel hole. Incl. 2 of each:
 SPDT ...on-on
 SPDT ...on-off-on
 DPDT ...on-on
 DPDT ...on-off-on

DEAL X8.....\$3.00



Includes 2 pcs of each
 400V Bridge Rectifiers.

  \$10.00 minimum order. We accept VISA, MC, MO, Checks. Sorry no CODs. Please add \$4 for shipping & handling (foreign addresses: \$8). Florida addresses add 6% sales tax. Hours: Mon-Fri: 9AM to 5PM, Sat: 9AM to 12PM (EST). All new premium parts. Send for free Catalog.

BREAST CANCER BEGINS EVEN SMALLER THAN THIS. THAT'S WHY YOU NEED A YEARLY MAMMOGRAM, ESPECIALLY AS YOU GET OLDER. MAMMOGRAMS CAN DETECT LUMPS TOO SMALL FOR YOU TO FEEL AND EARLY DETECTION MAY SAVE YOUR LIFE, SO CALL 1-800-ACS 2345.

GET A MAMMOGRAM. EARLY DETECTION IS THE BEST PROTECTION.

Radiotelephone - Radiotelegraph

FCC Commercial License

Why Take Chances?

Discover how easy it is to pass the exams. Study with the most current materials available. Our **Homestudy Guides**, Audio, Video or PC "Q&A" pools make it so fast, easy and inexpensive. No college or experience needed. The new commercial FCC exams have been revised, covering updated Aviation, Marine, Radar, Microwave, New Rules & Regs, Digital Circuitry & more. We feature the Popular "Complete Electronic Career Guide" 1000's of satisfied customers. **Guarantee to pass or money back.** Send for **FREE DETAILS** or call **1-800-800-7588**

WPT Publications
 4701 N.E. 47th Street
 Vancouver, WA 98661

Name _____
 Address _____
 City _____ St. _____ Zip _____

1-800-800-7588

Tap into a World of...
FREE ELECTRICITY

Our 150+ page **Self-Reliance Catalog** IS JUST LOADED WITH DC to AC ENERGY INDEPENDENCE ...

We offer:

- Solar, Wind & Hydroelectric energy systems. True Sine Wave DC to AC Inverters.
- Electric Boat & Car kits.
- Portable power packs.
- Solar Lighting & Cooling systems. Solar Pool Heaters.
- Solar Battery chargers. Solar Books & Toys. DC Appliances.
- Active & Passive Solar Air & Water Heating Systems.
- Composting Toilets. Hydroponic, Fish-Farming, Solarium & Greenhouse Systems. Water Testing, Treatment, & Pumping Systems.
- Emergency Food & H₂O Kits. High Efficiency AC/DC Refrigeration + More...

A LOT OF INFORMATION FOR ONLY \$6.75 ...
 SEND CHECK or MO TO:

Self-Reliance Company Inc.
 P.O. Box 306, Florissant, MO 63032




October 1995, Popular Electronics



ERPOM UV ERASER


The ERA-08 EPROM Eraser can hold up to eight devices on its anti-static, conductive foam lined tray. A built-in timer (1-60 min.) provides proper exposure and correct intensity levels, assuring a long life for EPROM's and other erasable devices. A 9V AC adapter is included with the unit.



#M12ERA-08 \$98.95

DIGITAL VOICE MODULE

The DVM-58D has variable length message capabilities and can store up to 16 individual messages for immediate playback. Use it to add real voice prompting or instruction to any project, via the mic. Input. Standard 1Mb DRAM on-board (32 sec. @ 32K bps) with options to expand up to 16Mb (8 min. @ 32K bps). ADM recording with selectable 16/32/44K bps sampling rates and very low power consumption.



#M105858 \$89.95
1Mb DRAM \$5.15
4Mb DRAM \$21.95



RF TRANSMITTER + ENCODER MODULES

The TX-99 interfaces with the TX-01 as the RF carrier module. 300 MHz AM with a typical range of 50' - 100' line-of-sight. (Key-chain transmitter is also available, model TX-99K \$15.95)

#M109903 \$5.95

The TX-01 Motherboard can encode a 12-bit address code with 4096 possible code combinations or can be used to encode an 8-bit address code with a 4-bit data code.

#M10001E \$9.95




RF RECEIVER + DECODER MODULES

The RE-99 Interfaces with the RE-01 as the RF carrier's receiver module and requires only a few solder connections to mate the two. 300 MHz AM.

#M109904 \$6.95


The RE-01 Motherboard will decode a 12-bit address or 8-bit address with 4-bits of data, depending on which of the two included IC's is installed into the board.

#M10001D \$14.95



PC INTERFACE CARD PROTECTOR

The Data Genie P-300 is a device that allows quick and easy installation of add-on cards or prototype circuits for testing externally on your PC without having to turn off the computer. Maintains complete protection for your motherboard via the built-in protection circuitry & current limit fuses. Adds 3 expansion slots.




#M12P300 \$349.95

PIR DETECTOR

The Medusa Passive Infrared Detector has been tested at 20V/m over the frequency range 20 to 1000 MHz, proving that the unit has ultra-high RFI protection and reliability. With N.C contacts including tamper, plus selectable pulse counts of 1, 3 or 5, Medusa makes for confident installations.

Detects ambient body heat and movement to trigger your connected security system, announcement buzzer, or warning device.



#M113300 \$24.95
3+ at \$19.95 each.

LASER POINTER

The Infiniter "NBK-2" Laser Pointer's high polished, chrome-like finish is lightweight and can project a beam over 150' to enhance any demonstration or presentation. It even works well on overhead projection screens and can be used in conference rooms, exhibition hall, construction sites, museums, etc.



(2-"AAA" Batteries not included)

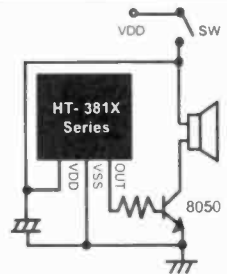
#M160012 \$49.95

MELODY DEMO KIT

The HT-381XDPB Demo Sampler Kit comes complete with a preassembled playback board, battery holder and ten Holttek melody IC's. Great for experimenting or adding a musical melody to a project.

Included melodies:

Karinka-Happy Birthday-It's A Small World-Home Sweet Home-Yankee Doodle-Rock-A-Bye Baby-Are You Sleeping?-Song Of Joy-My Little Tricycle-When The Saints Go Marching In



#M14HT38XDPB \$14.95

ORDER BY MAIL:

ELECTRONICS 123
17921 ROWLAND ST.
INDUSTRY, CA 91748

FREE Catalog Available!

Technical Support
818-912-9864

S&H Charges Continental US, up to 3 lbs:

UPS Ground \$6.00
UPS 3-Day \$8.00
UPS Blue \$10.00
UPS Red (Next Day) \$20.00
COD's Add: \$4.50
Calif. Orders Add: 8.25% Sales Tax

CANADA S&H Charges, up to 3 lbs:

US Postal, First Class \$10.00
Prepayment by credit card required.
Sorry No COD orders.

(INTERNATIONAL S&H rates Call/Fax for quote.)

All prices subject to change without notice.

Are Cable Companies Sucking You Dry?



**All Major
Brands!**

**FREE
Catalog!**

Take a Bite out of High Rental Fees
with your own

Converters & Descramblers



Everquest • Panasonic • Jerrold • Zenith • Pioneer
Scientific Atlanta • Oak • Eagle • Hamlin • Tocom



Order
Toll-Free **1 800 624-1150**

Call today for a FREE catalog!

MD Electronics

875 S. 72 Street • Omaha, NE 68114



EARN MORE MONEY!

Be an FCC LICENSED ELECTRONIC TECHNICIAN!



No costly school. No commuting to class. The Original Home-Study course prepares you for the "FCC Commercial Radiotelephone License." This valuable license is your professional "ticket" to thousands of exciting jobs in Communications, Radio-TV, Microwave, Maritime, Radar, Avionics and more...even start your own business! You don't need a college degree to qualify, but you do need an FCC License.

No Need to Quit Your Job or Go To School
This proven course is easy, fast and low cost! **GUARANTEED PASS**—You get your FCC License or money refunded. **Send for FREE facts now. MAIL COUPON TODAY!**

Or, Call 1-800-932-4268 Ext. 240

COMMAND PRODUCTIONS

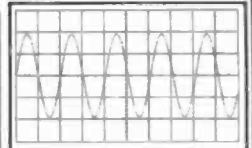
FCC LICENSE TRAINING, Dept. 240
P.O. Box 2824, San Francisco, CA 94126
Please rush FREE details immediately!

NAME _____
ADDRESS _____
CITY _____ STATE _____ ZIP _____

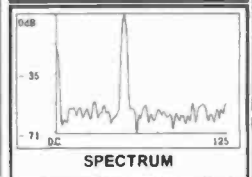
DIGITAL STORAGE OSCILLOSCOPE

\$189.

The O-SCOPE is a pocket-size module that plugs into a PC's printer port and turns it into a DSO, Spectrum Analyzer, Freq. Counter, DVM and Data Logger. Accepts standard probes.



SINEWAVE



SPECTRUM

Includes software & instructions. Made in U.S.A.
Inquiries and Orders Accepted at: 1-800-980-9806
Same-day shipping.

ALLISON TECHNOLOGY CORP.

Technical Phone: 713-777-0401
FAX: 713-777-4746
BBS: 713-777-4753

8343 Carvel
Houston, TX. 77036
U. S. A.



CABLE TV Converters & Descramblers

Compatible with
**Jerrold, Scientific Atlanta,
Pioneer, Oak, & Hamlin**
Equipment

BRAND NEW!

6-MONTH GUARANTEE

LOWEST PRICES

Volume Control & Parental Lockout Available

Greenleaf Electronics

1-800-742-2567

NO ILLINOIS SALES

It is not the intent of Greenleaf Electronics to defraud any pay television operator and we will not assist any company or individual in doing the same.


AMERICAN RELIANCE

AMREL Offers Lowest Prices & Best Warranties on DC Power Supplies ANYWHERE!

3 YEAR WARRANTY



3 YEAR WARRANTY



AMREL Offers Superior Analog Power Supplies Starting as Low as \$149.00

- Low Output noise rating less than 0.3mV.
- Line/load regulation rated at low 0.01% + 1mV.
- Transient response time of 50µ Sec.
- Overload protection, and Output enable/disable.
- Coarse and fine voltage/current adjustment.
- Auto series/parallel operations for triple output supplies.

AMREL Offers Features And Prices on Digital Power Supplies That The Competition Can't Beat!

- Microprocessor controlled.
- User friendly keypad data entry.
- Low output noise rating less than 1mV.
- Line/Load regulation rated less than 2mV.
- Output enable/disable and Power off memory.
- Optional RS-232 interface capability.

Model	LPS-101	LPS-102	LPS-103	LPS-104	LPS-105	LPS-106	LPS-301	LPS-302	LPS-303	LPS-304	LPS-305
Rating	30V/1A	30V/2A	30V/3A	+30V/1A -30V/1A 3-6.5V/3A	+30V/3A -30V/3A 3-6.5V/3A	60V/1A	15V/2A(H) 30V/1A(L)	15V/4A(H) 30V/2A(L)	30V/3A	+30V/1A -30V/1A 5V/2A	+30V/2.5A -30V/2.5A 3.3-5V/3A
List Price	\$195	\$225	\$295	\$395	\$495	\$245	\$249	\$299	\$369	\$399	\$599
Sale Price	\$149	\$179	\$199	\$375	\$469	\$219	\$199	\$285	\$350	\$379	\$569

PR INT[®]
Products International Inc.



Call: 1-800-638-2020



8931 Brookville Road • Silver Spring, Maryland 20910 • Fax: 800-545-0058

CIRCLE 46 ON FREE INFORMATION CARD

VISA
DISCOVER

CABLE TV

Universal Descrambler
NEW PRODUCT

UNIVERSAL 5000

\$199.95

Our fully assembled product is factory tested and **GUARANTEED** to work on your system.

MODEL 4000 KIT

\$ 79.95

The 4000 KIT comes with all the electronic parts and our Cad designed PC board. We provide parts list, full schematic, wiring diagram and tutorial.

MODEL 4000A Enclosure

\$ 44.95

The 4000A Enc. Package will provide the hobbyist, who has our 4000 Kit, a custom enclosure, AC adaptor and finish accessories to enclose their kit.

MODEL 4000 And 5000 Features

- The latest in Video Amplification Technology.
- New clocking circuits to stabilize color and picture performance.
- The most advanced picture locking circuitry.
- Inverted Video Option is available.
- NO CONVERTER BOX is necessary.

The Halcyon Group 1-800-664-6999

Learn MICROCONTROLLERS EMBEDDED SYSTEMS and PROGRAMMING with the New AES-10

The AES-10... a complete learning system, a complete embedded control system. Extensive manuals guide you through your 8051 development project. Assembly, BASIC, and C programmable. All hardware details, complete schematics. Learn to program the LCD, keypad, digital and analog I/Os. The entire board is software reconfigurable for your applications. Everything you need, nothing extra required.

80C32 Computer/Microcontroller board with:

- 32K Byte ROM, 32K Byte RAM • 2 by 16 Liquid Crystal Display • 4 by 5 Keypad • Two serial ports • 5 interrupt sources • 3 timers • A/D, D/A, PWM and digital I/O • Built in Logic Probe • Power supply (can also be battery operated) • Extended Intel BASIC and AES Monitor in ROM • RS-232 cable to connect to PC for programming • 8051/52 DOS Cross Assembler • Program disks with well documented examples • User's Manual, Language Manual, and Text (over 400 pages).

AES-10 \$285 Complete
Money Back Guarantee


Free Info Pack, M/C Visa
714 - 550-8094
Fax 714 - 550-9941

CALL 1 - 800 - 730-3232

Advanced Educational Systems
970 W. 17th St., Santa Ana, California, 92706 USA

October 1995, Popular Electronics

Electronics Made Easy With UCANDO!



UCANDO's unique computer animation makes learning electronics fast and easy. These videos will...allow you to learn at your own pace...help you remember more of what you learn...give you years of quality use...become a valuable source of reference material...make your understanding of electronics complete...and help you build your future today. Call today and see how UCANDO is ...

"Changing The Way The World Learns Electronics."

VT102 Introduction to VCR Repair	\$44.95	VT301 Digital 1	\$44.95	VT403 FM Radio Part 2	\$44.95
VT103 VCR Maint. & Repair	\$29.95	VT302 Digital 2	\$44.95	VT404 TV Part 1 "Intro to TV"	\$44.95
VT201 Direct Current	\$44.95	VT303 Digital 3	\$44.95	VT405 TV Part 2 "The Front End"	\$44.95
VT202 Alternating Current	\$44.95	VT304 Digital 4	\$44.95	VT501 Fiber Optics	\$44.95
VT203 Semiconductors	\$44.95	VT305 Digital 5	\$44.95	NEW VT406 TV Part 3 "Audio"	\$44.95
VT204 Power Supplies	\$44.95	VT306 Digital 6	\$44.95	NEW VT502 Laser Technology	\$44.95
VT205 Amplifiers	\$44.95	VT401 AM Radio	\$44.95		
VT206 Oscillators	\$44.95	VT402 FM Radio Part 1	\$44.95		

SAVE! Any 6 videos for only \$240 ... SAVE MORE!!! Any 12 videos for only \$450

SATISFACTION GUARANTEED!

Call toll-free 1-800-678-6113

or mail check or money order to:

UCANDO Videos, P.O. Box 928, Greenville, OH 45331

FREE Shipping ... FREE Catalog



CIRCLE 136 ON FREE INFORMATION CARD

FM TRANSMITTERS ELECTRONIC KITS AND MORE!

**SATISFACTION
GUARANTEED!**

WE ACCEPT VISA, MC, MO, COD
SHIPPING & HANDLING EXTRA



BUY WITH CONFIDENCE FROM XANDI
• 30-DAY REFUND POLICY
• TECH SUPPORT NUMBER (602-894-0992)

- Tunes 88-108 MHz.
- Powerful 2 stage audio amplifier.
- Sensitive, picks up sounds at the level of a whisper.
- Up to 1 mile range.
- Requires 9V battery. (Not incl.)



SUPER-MINIATURE FM TRANSMITTER
Super small FM transmitter. Use with any FM broadcast receiver. Easy to assemble, all chip (SMT) parts are pre-assembled to the circuit board.

XST500 (E-Z) Kit \$44.95

- Miniature photo battery mounts right on circuit board. (Included)
- Tunes 88-108 MHz
- Up to 1/2 mile range.
- Sensitive 2 stage audio amplifier, picks up sounds at the level of a whisper.



MICRO-MINIATURE FM TRANSMITTER
Including the battery, this is the Worlds smallest FM transmitter. Use with any FM broadcast receiver. Easy to assemble, uses pre-assembled circuit board.

XWB1000 E-Z KIT \$49.95

- Up to 1/2 mile range.
- Miniature photo battery mounts right on circuit board.
- Transmits at 143 MHz.
- Amazing audio sensitivity, picks up sounds at the level of a whisper.



CRYSTAL CONTROLLED FM TRANSMITTER
Including the battery, this is the Worlds smallest crystal controlled FM transmitter. Transmits to any scanner type receiver. Easy to assemble, uses pre-assembled circuit board.

XTL1000 E-Z KIT \$69.95

- Smallest Phone transmitter anywhere!
- Tunes 88-108 MHz.
- No batteries required, powered by phone line.
- Up to 1/4 mile range.
- Attach to phone line anywhere in house.



SUPER-MINIATURE PHONE TRANSMITTER
Worlds smallest FM phone transmitter. Use with any FM broadcast receiver. Easy to assemble, all chip components are pre-assembled to the circuit board.

XSP250 (E-Z) Kit \$34.95

- Dial your phone from anywhere and listen to the sounds inside your home.
- Two digit Touch Tone code for secure operation.



TELEPHONE SNOOP
The latest in home or office security. Call home from anywhere, enter a two digit security code, and hear the sounds in your home. Automatically turns on without ringing the phone, verifies code, then activates for one and a half minutes.

XPS-CASE KIT \$13.95

XPS1000 (C) KIT \$49.95

- Transmits a continuous beeping tone.
- Adjustable from 88 to 108 MHz.
- Up to 1 mile range.
- Works with any FM broadcast receiver.



TRACKING TRANSMITTER
Only 0.7 by 2.4 inches, the XTR100 operates at voltages of 3 to 18 Volts and is ideal for use in locating lost model rockets, bicycles, automobiles, games of hide and seek, and contests.

XTR100 (C) Kit \$33.95

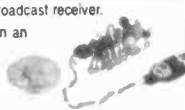
- Uses sensitive microwave transistor amplifier.
- Covers 1 to 2,000 MHz.
- Compact hand held unit.
- Includes miniature loud speaker for audio indication of detected signals.



SUPER SENSITIVE BUG DETECTOR
When the XBD200 intercepts a signal in the 1 to 2,000 MHz range, it emits a growl that increases to a high pitched squeal as the signal strength increases.

XBD200 (C) Kit \$49.95

- Use with any FM broadcast receiver.
- Hear every sound in an entire house!
- Up to 1 mile range
- Powerful 2 stage audio amplifier.



MINIATURE FM TRANSMITTER
The XFM100 has a super sensitive microphone and is capable of picking up sounds at the level of a whisper and transmitting them to any FM broadcast receiver.

XFM100 (C) Kit \$32.95

- Digital voice changing: male to female, female to male, adult to child, child to adult.
- Anonymity on any call.
- Button for normal operation.
- 16 levels of voice masking.



VOICE CHANGING TELEPHONE
STOP THOSE ANNOYING TELEPHONE CALLS! Sound older and tougher when you want to. Not a kit. Fully assembled. Single phone operation only.

TRANSITION 2000 \$89.95

- Digital voice changing: male to female, female to male, adult to child, child to adult.
- Use with any modular phone.
- 16 levels of voice masking.
- Connects between handset and phone.



VOICE CHANGING ACCESSORY
STOP THOSE ANNOYING TELEPHONE CALLS! Sound older and tougher when you want to. Not a kit. Fully assembled. Use with single or multi-line phones.

TRANSITION 2001 \$59.95


- Uninterrupted coverage of 800 to 950 MHz.
- Works with any scanner that can receive 400 to 550 MHz.



800-950 MHz SCANNER CONVERTER KIT
If your scanner can receive 400-550 MHz, just add the XLC900 for uninterrupted 800-950 MHz coverage. It converts all 800-950 MHz signals down to 400-550 MHz so your scanner can receive them! Add our custom case kit for that "Professional" look.

XLC-CASE KIT \$13.95
XLC900 (C) KIT \$49.95

- Transmit high quality stereo to any FM stereo receiver.
- Built-in output level monitor for quick and easy tuning.
- Ideal for use with personal CD player.



FM STEREO TRANSMITTER
Transmit full-bodied Hi Fi stereo to any FM stereo receiver. Separate left and right inputs and gain controls. Includes an output booster stage for greater range.

XFS-CASE KIT \$13.95
XFS108 (C) KIT \$41.95

Check Out These Deals From CIRCUIT SPECIALISTS!

Circuit Specialist's Positive Photo Resist Pre-Sensitized Printed Circuit Boards



These pre-sensitized printed circuit boards are ideal for small production runs. They provide high resolution and excellent line width control. High sensitive positive resist coated on 1oz. copper foil allows you to go direct from your computer plot or art work layout. No need to reverse art.

Single-Sided, 1oz. Copper Foil on Paper Phenolic Substrate

CAT NO	DESCRIPTION	PRICE EACH		
		1	10	50
PP101RE	100mm x 150mm/3.91" x 5.91"	\$2.55	\$1.90	\$1.70
PP114RE	114mm x 185mm/4.6" x 6.6"	2.98	2.45	1.98
PP152RE	150mm x 250mm/5.91" x 9.84"	5.40	3.98	3.60
PP153RE	150mm x 300mm/5.91" x 11.81"	6.15	4.48	4.10

Single-Sided, 1oz. Copper Foil on Fiberglass Substrate

CAT NO	DESCRIPTION	PRICE EACH		
		1	10	50
GS101RE	100mm x 150mm/3.91" x 5.91"	\$ 3.90	\$2.98	\$2.60
GS114RE	114mm x 185mm/4.6" x 6.6"	4.80	3.49	3.20
GS152RE	150mm x 250mm/5.91" x 9.84"	8.69	5.98	5.78
GS153RE	150mm x 300mm/5.91" x 11.81"	10.20	7.20	6.80

Double-Sided, 1oz. Copper Foil on Fiberglass Substrate

CAT NO	DESCRIPTION	PRICE EACH		
		1	10	50
GD101RE	100mm x 150mm/3.91" x 5.91"	\$ 5.07	\$3.68	\$3.38
GD114RE	114mm x 185mm/4.6" x 6.6"	5.95	4.29	3.99
GD152RE	150mm x 250mm/5.91" x 9.84"	10.47	7.39	6.98
GD153RE	150mm x 300mm/5.91" x 11.81"	11.95	8.69	8.30

Etching Chemicals/Ferric Chloride

A dry concentrate that mixes with water to make 1 pint of etchant, enough to etch 400 sq. inches of 1oz board.



CAT NO	DESCRIPTION	PRICE EACH	
		1	5
ER-3RE	Makes 1 pint	\$3.50	\$2.75




Developer

This product is used as the developer on our positive photo-resist printed circuit boards. Includes instructions. 50 gram package, mixes with water, makes 1 quart.

CAT NO	DESCRIPTION	PRICE EACH		
		1	10	25
POSDEVRE	Positive Developer	\$.95	\$.80	\$.50

Etching Tank



REDUCES ETCHING TIME!

This attractive injection moulded designed tank is ideal for etching your PCBs. It includes a thermostatically controlled glass heater, electric agitator and PCB hanging accessories. Measuring graduations are included. Maximum PCB size is 160mm x 250mm or 200mm x 250mm w/o heater. Typical etching time is 4 minutes.

CAT NO	DESCRIPTION	PRICE
ET10RE	Etch Tank System	\$52.00

QUANTITY PRICING DOES NOT APPLY TO MIXED ITEMS!

Electronic Soldering System

Here's the ideal solution when Temperature Control is required. Easy to use slide control allows user to set system from 300°F to 840°F. Voltage to iron from control unit is 24V. Iron heating power is 48W. Replaceable 5.3mm tip is standard. Replacement irons and tips are available.

CAT NO	DESCRIPTION	PRICE EACH	
		1	5
SL10RE	Temperature Controlled Soldering Iron	\$56.00	\$50.00
SL24VRE	Spare 24V Soldering Iron	10.50	7.50




Electronic Soldering System AS LOW with LED Display

Deluxe temperature controlled system with LED display for maximum accuracy. Temperature is adjustable from 160°-480°C (320°-900°F). Iron heating power is 48 Watts. Runs on 24V from controller unit. Replacement irons and tips are available. Tip size is 5.3mm.

CAT NO	DESCRIPTION	PRICE EACH	
		1	5
SL30RE	Deluxe Soldering System	\$86.00	\$75.00
SL24VRE	w/LED Spare 24V Soldering Iron for SL10 or SL30	10.50	7.50



Replacement Tips for SL10/SL30



We now offer a variety of replacement tips for the SL10/SL30 soldering stations.

CAT NO	DESCRIPTION	PRICE EACH	
		1	5
821RE	1/32" Pencil Tip	\$1.39	\$1.19
822RE	1/32" Pencil Tip	1.39	1.19
823RE	1/16" Pencil Tip	1.39	1.19
824RE	1/16" Chisel Tip	1.49	1.29
825RE	1/8" Chisel Tip	1.49	1.29
826RE	3/64" Chisel Tip	1.49	1.29
827RE	3/64" Pencil Tip	1.59	1.39

RECEIVE YOUR FREE COPY OF OUR 100 PAGE CATALOG!

It's chock full of all types of electronic equipment and supplies. We've got I.C.'s, capacitors, resistors, pots, inductors, test equipment, breadboarding supplies, PC supplies, industrial computers, data acquisition products, personal computers and computer parts, plus much, much more. FAX us your name and address or call 800-528-1417, ext. 5 and leave a message on our catalog request line.

CIRCUIT SPECIALISTS, SINCE 1971

800-528-1417

602-464-2485

602-464-5824 (FAX)

WE ACCEPT:

**VISA, Mastercard, Discover Card
& American Express**



❖ ATTENTION CABLE VIEWERS ❖

CABLE VIEWERS. . .get back to your BASIC Cable Needs

Call 800-577-8775

For information regarding all of your **BASIC** cable needs.



**BASIC
ELECTRICAL
SUPPLY &
WAREHOUSING
CORPORATION**

5 GOOD REASONS TO BUY OUR FAR SUPERIOR PRODUCT

- ❖ **PRICE**
- ❖ **EFFICIENT SALES AND SERVICE**
- ❖ **WE SPECIALIZE IN 5, 10 LOT PRICING**
- ❖ **ALL FUNCTIONS (COMPATIBLE WITH ALL MAJOR BRANDS)**
- ❖ **ANY SIZE ORDER FILLED WITH SAME DAY SHIPPING**

We handle **NEW** equipment **ONLY** - Don't trust last year's **OBSOLETE** and **UNSOLD** stock!
COMPETITIVE PRICING—DEALERS WELCOME

HOURS: Monday-Saturday 9-5 C.S.T.


It is not the intent of B.E.S.W. to defraud any pay television operator and we will not assist any company or individual in doing the same.
*Refer to sales personnel for specifications.

P.O. Box 8180 ■ Bartlett, IL 60103 ■ 800-577-8775

INSTEK Test & Measuring Instruments

20 MHZ, 2-Channel, OSCILLOSCOPE

- model #OS-622B
- 20MHz, Dual Channel
- High Sensitivity 1mV/DIV
- TV Synchronization
- Z axis input
- ALT Triggering Function
- Hold Off Function
- Trigger Level Lock Function
- CH 1 Output
- Includes Probes (x1, x10)
- 2 Year Warranty



Regular \$499.00 Sale \$389.95

PRINT™

Products International



800-638-2020



Test Instruments, Equipment, Tools & Supplies For Electronic Production, Maintenance & Service
8931 Brookville Road, Silver Spring, MD, 20910 * 800-638-2020 * Fax 800-545-0058

PE MARKET CENTER CLASSIFIEDS

PLANS-KITS-SCHEMATICS

BUILD — FIVE-digit, ohms, capacitance, frequency, pulse, multimeter. Board and Instructions \$9.95. Bagnall Electronics, 179 May, Fairfield, CT 06430.

ALL-IN-ONE catalog. AM/FM/ham/spy, transmitters, amplifiers, receivers. Voice scramblers/dsgrisers, audio, TV, Tesla coils, plans, "secret" books, kits, imports, exports and more. Start your own licensed or unlicensed radio station, 60 full pages for \$1.00. **PAN-COM INTERNATIONAL**, PO Box 130-H10, Paradise, CA 95967.

FM STEREO TRANSMITTER kit broadcasts any audio signal to FM stereo radios throughout your home. Uses unique BA1404 IC. Complete kit: PC board/components — \$24.00. Visa/MC. **TENTRONIX**, 3605 Broken Arrow, Coeur d'Alene, ID 83814. (208) 664-2312.

HOBBYIST CIRCUITS — Remote room monitor, tone decoder, long distance circuit control. Simple unusual experiments for the novice. **CATALOG** \$2.00 — Garrett Plans, PO Box 155, Jamesburg, NJ 08831.

CRYSTAL SET Handbook — Visit antiquity by building the radios your grandfather built. Assemble a "Quaker Oats" rig, wind coils that work and make it look like the 1920s! Only \$10.95 plus \$4.00 for shipping and handling. **CLAGGK Inc.**, PO Box 4099, Farmingdale, NY 11735. US funds only! USA and Canada — no foreign orders.

CIRCUITS! CIRCUITS! The very best in plans, kits, schematics, and books. Too many to list. Satisfaction guaranteed! Send for free listing. **HOBBYTECH**, Dept. PE1, 1748 SE Alder, Hillsboro, OR 97123.

FASCINATING ELECTRONIC devices! Tazer! Dazer! Super spy microphone! Vocal truth detector! Universal IC tester! Radar and laser jammers! Surveillance! Countermeasures! Ultrasonic! Tesla! High voltage! More! Plans & kits catalog \$2.00. **QUANTUM RESEARCH**, 17919 — 77th Avenue, Edmonton, Alberta, Canada T5T 2S1.

HEATH COMPANY is selling photocopies of most Heathkit manuals. Only authorized source for copyright manuals. Phone: (616) 925-5899, 8-4 ET.

DIRECTIONAL MICROPHONE! Inexpensive to make but can professionally record the faintest sound from a distance. Send \$5.00: Freedom Enterprise, PO Box 69059, Edmonton, Alberta T6U-1A0.

UNIVERSAL REMOTE CONTROL SYSTEMS Infrared, RF, miniature transmitters, receivers. Items for novice, technician or educator. Combine your home and vehicle control. Automate anything. **FREE CATALOG.** Inventive Solutions, PO Box 8, Stratford, NY 13470.

007 WOULD SHOP HERE! Electronic surveillance and privacy assurance devices — wire and bug detectors, hidden cameras. Send a \$5.00 check or money order payable to I-Spy, PO Box 1707, Amherst, NY 14226. (716) 831-0222 for our catalog.

THIS AD COULD SAVE YOUR LIFE, COMBUSTIBLE GAS, CO2, EMI AND OTHER EXOTIC SENSORS + SMT (Surface Mount Tech) Kits w/ tools, manuals, & PCB's both analog and digital. For free catalog write/call pcSMT Co., 9018 Balboa Blvd. #574, Northridge, CA 91402 or call (818) 890-3211 7-5pm PST. Visa/MC.

MUSIC & ACCESSORIES

LOUDSPEAKER COMPONENTS, Car amplifiers, woofers, midranges, tweeters, crossover components, CD players, equalizers, custom built loudspeaker and subwoofer systems, DJ mixers, and more!!! Call 1 (800) AUDIO-28 for **FREE CATALOG!!!**

CABLE TV DESCRAMBLERS



We Carry A Full Line of Premium Descramblers And Converters Compatible With:

- JERROLD™ (Add-ons and Combos)
- GENERAL INSTRUMENTS™
- SCIENTIFIC ATLANTA™
- PIONEER™
- TOCOM™
- ZENITH™
- HAMLIN™
- OAK™ (all except Sigma)



GUARANTEED TO WORK OR YOUR MONEY BACK!
BEST PRICES FREE CATALOG

Please have the **MAKE & MODEL #** of your area's cable box ready when you call!

ALLSTAR ELECTRONICS HOURS: 9-6 M-F 10-3 Sat EST

1-800-782-7214

It is not the intent of Allstar Electronics to defraud any pay TV operator. Anyone implying theft of service will be denied assistance. All brand names are registered trademarks of their respective owners and are used for reference only. 110-64 Queens Blvd., #465, Forest Hills, NY 11375. NO NYS SALES!

SURVEILLANCE

& COUNTERSURVEILLANCE Electronic Devices
Hidden Video Cameras • Electronic Kits • Voice Changers
Bug and Phone Tap Detectors • Shotgun Mics • Micro Recorders
• Vehicle Tracking • Locksmithing • AND MORE!

Extra Long Play Telephone Recorders - Silently Tapes \$125.00 and up
Incoming/Outgoing Phone calls automatically...
SPY OUTLET Buffalo, NY 14226 (716) 691-3476 - (716) 695-8660

REPAIRS-SERVICES

TEST EQUIPMENT REPAIR, including power supplies. **REPAIR** of citizens band, two way radio, scanners call (812) 295-4240.

TEST EQUIPMENT

ELECTRONIC TEST equipment and parts. Free catalog. **EF Electronics**, Box 326, Aurcra, IL 60507.

Prototype it..... FAST!

with ProtoQuick 8051 or 28
• Complete single board computers
• Up to 32K EPROM and 8K RAM
• 12 sq. in. plated through proto. area
• RS232 C serial port or DB25 cone.
• Dip lvs in EPROM or source code
• Assembled - ready to run - \$6.00 only
• MS-DOS -286 assembler included

ProtoQuick 28 and 8051
\$99.00 each
Software license
3788 Mount Pleasant Road
Cincinnati, OH 45244 USA
(513) 561-2060

Run prototype applications & experiments! Hardware from the serial port - WITHOUT PROGRAMMING

!!! BROADCAST FARTHER !!!

The model 1525 is a 75-10MHz RF amplifier that connects to mono or stereo FM transmitters and produces a powerful 15-20 watt signal which could broadcast up to 5 miles or more! Requires 75-250 mW drive.
Step by step plans complete with part source information and antenna designs... **ONLY \$14 PLUS \$2 S&H NO C.O.D.!**

Progressive Concepts
1434 N. MILLS AVE., SUITE A
CLAREMONT, CA 91711 (909) 626-8968 (909) 626-4FAK

C & L ELECTRONICS

BUY — SELL — TRADE

★ 90 DAY GUARANTEE ★
10 Day Inspection Period


Assoc. Research 5040 AT	Hy Pot Tester	500.00
Bertan Assoc. Model 215	H.V. Supply, 3000 Volt, 5 M.A.D.C.	500.00
Dranetz 606	Powerline Analyzer	650.00
Dranetz 606-3	Powerline Analyzer	650.00
E.S.I. 9R1	Standard Resistor, 100 Kilo Ohm	.90.00
Fluke 332B	DC Voltage Calibrator	800.00
Fluke 721A	Lead Compensation	500.00
Fluke 895A	Differential Voltmeter	300.00
Fluke 1953A	Frequency Counter	450.00
Fluke 3320B	Programmable Current/Volt Calibrator	1,500.00
Fluke 5200A	AC Calibrator	1,500.00
Fluke 6160A	Frequency Synthesizer	600.00
General Radio 1657	RLC Digital Bridge	800.00
HP 141T	Display Section	500.00
HP 334A	Distortion Analyzer	600.00
HP 604B	Signal Generator	350.00
HP 1740A	100MHZ Scope	500.00
HP 3320B	Automatic Synthesizer	400.00
HP 3330B	Automatic Synthesizer	800.00
HP 3467A	Logging Digital Multimeter	900.00
HP 3490A	Digital Voltmeter	300.00
HP 3498A	Extender	750.00
HP 3651A	Transmission Set	750.00
HP 3681A	Wave Analyzer	900.00
HP 3581C	Selective Voltmeter	995.00
HP 3722A	Noise Generator	1,250.00
HP 4800A/4801A	Vector Impedance Meter	450.00
HP 5328A w/OPT 011	Counter, DC to 100MHZ, 9 digit	450.00
HP 5340A	Frequency Counter, 10HZ to 18GHZ	1,000.00
HP 5345A	Frequency Counter, DC to 500MHZ	1,000.00
HP 6111A	Power Supply, 0-20V, 0-1A	275.00
HP 6112A	Power Supply, 0-40V, 0-5A	275.00
HP 7044A	X-Y Recorder	500.00
HP 8405A	Vector Voltmeter	600.00
HP 8443A	Generator (less cable)	300.00
HP 8552A	IF Section	500.00
HP 8552B	IF Section	600.00
HP 8553B	RF Section	600.00
HP 8620A	Sweep Oscillator Frame	400.00
HP 8620C	Sweep Oscillator Frame	500.00
Krohn-Hite 8500	Wideband Amplifier	400.00
Krohn-Hite 7500	Wideband Amplifier	700.00
Keithley 225	Current Source	375.00
Keithley 247	P.S., 0-3KDCV, 6MA	500.00
TEK C30B	Scope Camera	300.00
TEK DM5010	Programmable Digital Multimeter	700.00
TEK P6042	Current Probe, 50 MHZ	500.00
TEK S-4	Sampling Head	600.00
TEK SC504	Scope Module, 80 MHZ	600.00
TEK TM503	Mainframe	175.00
TEK TM504	Mainframe	175.00
TEK TM506	Mainframe	200.00
TEK TM5003	Mainframe	500.00
TEK 465 w/DM44	Scope, 100 MHZ	650.00
TEK 465B	100MHZ Scope	650.00
TEK 475	200MHZ Scope	800.00
TEK R485	300 MHZ Scope	1,200.00
TEK 520A	Vectroscope NTSC	600.00
TEK 7A13	Differential Comparator LED	400.00
TEK 7A18	75MHZ Amp Dual Trace	100.00
TEK 7A22	Differential Amplifier	500.00
TEK 7A24	Amplifier	500.00
TEK 7A26	200MHZ Amp Dual Trace	100.00
TEK 7A29	Plug-in, 1GHZ	750.00
TEK 7B15	Time Base	650.00
TEK 7CTIN	Curve Tracer, 0.5W	450.00
TEK 7D15	Counter/Timer	200.00
TEK 7D20	Programmable Digitizer	1,000.00
TEK 7L5/L3	Spectrum Analyzer	2,000.00
TEK 7L13	Spectrum Analyzer, 1KHZ to 1.8 GHZ	2,850.00
TEK 7S12	Sampling Plug-in	700.00
TEK 7T11	Sampling Sweep Unit	600.00
TEK 2901	Time Mark Generator	350.00
TEK 5111A	Storage Scope, 2 MHZ	600.00
TEK 7603	100MHZ Scope Mainframe	250.00
TEK 7644	Dual Beam Scope, 400MHZ	750.00
TEK 7904	500MHZ Scope Mainframe	450.00
Valhalla 2701B	DC Voltage Calibrator	1,500.00

SELLERS! Cash Paid Within 24 Hours!

P.O. Box 52153 Philadelphia, PA 19115 (215) 969-5519 Fax (215) 464-5856

* THE BEST * 8085 MICROPROCESSOR TRAINING SYSTEM JUST GOT BETTER

Are you interested in Single Board Computers and Microprocessor-based systems? If the answer is yes and you want to know more about these fascinating subjects the PRIMER Trainer is the place to start. The PRIMER teaches more and is easier to use than other comparably priced trainers. The over 100 page Self Instruction manual takes you from binary number systems to processing interrupts. At the end of the manual are working examples of using a photocell, a temperature sensor, making a waveform generator, a programmable timer with alarm, and a new motor speed control lab using back EMF. The PRIMER comes with everything you need



to start programming in machine language. Continue on to program in Assembler, Forth or BASIC with optional upgrade and software. Upgrade includes: RS232 serial port, a serial cable and, 32K of battery backed RAM. Picture shown with upgrade option and optional heavy-duty keypad installed. THE PRIMER IS ONLY \$119.95 QUANTITY 1 IN KIT FORM. THE PRIMER ASSEMBLED & TESTED BY EMAC IS \$169.95. ORDER NOW AND RECEIVE ONE FREE POWER SUPPLY WHEN YOU MENTION THIS AD. PLEASE ADD \$5.00 FOR SHIPPING WITHIN THE U.S.

EMAC, inc.

618-529-4525 FAX: 457-0110 BBS: 529-5708
P.O. BOX 2042 CARBONDALE, IL 62902

CONTROL RELAYS • LIGHTS • MOTORS MEASURE TEMPERATURE • PRESSURE • LIGHT LEVELS • HUMIDITY INPUT SWITCH POSITIONS • THERMOSTATS • LIQUID LEVELS

MODEL 30 \$79



- PLUGS INTO PC BUS
- 24 LINES DIGITAL I/O
- 8 CHANNEL
- 8 BIT A/D IN
- 12 BIT COUNTER
- UP TO 14K SMP/SEC

MODEL 45 \$189



- RS-232 INTERFACE
- 8 DIGITAL I/O
- 8 ANALOG INPUTS
- 2 ANALOG OUTPUTS
- 2 COUNTERS-24 BIT

MODEL 100 \$279



- 12 BIT 100 KHZ A/D
- 4 ANALOG OUTPUTS
- 3 TIMER COUNTERS
- 24 DIGITAL I/O

MODEL 150-02 \$179



- RS-232 INTERFACE
- TRMS, 20 AMPS
- 12 BIT A/D
- OPTO-ISOLATED
- COMPLETE DMM

MODEL 40 \$99



- RS-232 INTERFACE
- 28 LINES DIGITAL I/O
- 8 ANALOG INPUTS
- PWM OUTPUT

MODEL 70 \$239



- RS-232 INTERFACE
- 16 BIT A/D
- 5.5 DIGIT
- UP TO 60 SMP/SEC

Prairie Digital, Inc.

PHONE 608-643-8599 • FAX 608-643-6754
846 SEVENTEENTH STREET • PRAIRIE DU SAC, WISCONSIN 53578

CIRCLE 47 ON FREE INFORMATION CARD

Double Your Income! Own your own computer repair business or add computer repair to your existing business.

TechServ can put you into your own computer repair business quickly, economically and efficiently. Research indicates that during a recession, computer repair businesses will grow at twice the rate of hardware sales. TechServ's complete support program gives you the opportunity to be a part of this fast growing industry.

• Proven Marketing Plan

• Recognition

Nationally recognized trademarks and logos give you immediate recognition as a professional computer repair specialist in your area.

• Training

- Level 1 286/386/486/586
Troubleshooting, upgrades, advanced diagnostics
- Level 2 Networking/Novel/Unix/Multi-user/
Multi-tasking configuration/Installation/
Maintenance. Prepare for C.N.E.
(Certified Network Engineer) test

• Parts and Board Repair

Single source for OEM/generic parts and board repair. Order 7 days a week/24 hours a day. \$45 million in parts in stock, ready to ship any where, overnight if required.

• Documentation

We provide manuals, documentation and advanced diagnostic software.

• New Hardware

We provide new hardware for IBM, Compaq, Apple and compatibles at huge discounts. Custom build your own systems.

Over 300 dealers worldwide

Find out why the Wall Street Journal and Fortune Magazine call computer repair the business opportunity of the 1990s.

Call TechServ at (212) 967-1865

or fill out coupon below and mail to:

techservSM

AUTHORIZED DEALER

**America's largest chain of independent,
licensed computer repair centers**

253 West 28th Street, New York, NY 10001

NAME

ADDRESS

CITY

STATE

ZIP

TELEPHONE

[PE 2/93]

CIRCLE 130 ON FREE INFORMATION CARD

TOP SECRET

CONSUMERTRONICS
2011 Crescent Dr., P.O. Drawer 537
Alamogordo, NM 88310

Voice: (505) 439-1776, 439-8551;
8AM - 7PM MST, Mon - Sat
Fax: (505) 434-0234, 434-1778 (orders
only; if you get voice, enter #11 #11 any time); 24-hr

Free Tech Support (relates directly to your
order or prospective order): Tues. and Thurs. only.

10% Off on orders \$100+ - 15% Off over \$200+ Add \$5
total SH (US, Canada) All items in stock. VISA, MC card OK.
No CODs or "bill me's. New Catalog (200+ offers) \$2 w/
order, \$5 w/b (check or MO). **NO dealers**. Since 1971. As
seen on CBS "60 Minutes," *Forbes*, etc. By John Williams
- former Lockheed Senior Engineer, NMSU CS Professor,
ODD Electronic Weapons Engineer, NIH Health Physicist.
Wanted: 7 MAC III, PC486, better - buy, trade.

*All software supports all IBM-PC compatible
x86 systems (8086 - Pentium)

OFF-THE-SHELF HARDWARE

Van Eck Systems ♦ Data Card Reader/Writers ♦
ATM2 ♦ RFEM/Reader/Ultrasonic/IR Detectors/Receivers/
Xmitters/Jammers/Blasters ♦ Security/Surveillance
♦ EM Lab/Weapons/Countermeasures ♦ Neuro-
phone/Rife/Heteronymus Resonant Crystal Radiolincs
♦ Voice Disguisers ♦ Phone Color Boxes ♦ DTMF De-
coders ♦ Lineman's Handsets ♦ Bug & Tap Detector/
Blaster ♦ Carjack/Kidnap Follower ♦ Hearing Assistor ♦
Shrleg Module ♦ TENS ♦ 6th Sense Communicator ♦
Subliminal Mixer/Amp ♦ Levitator ♦ Vortex Generator
♦ Noise Cancelling System ♦ Ultrasensitive Sound/
Light/IR/EMF Detectors ♦ Electronic Downer ♦ Laser
♦ Bacteria Detection Kit - more! See our New Catalog!

SPECIAL PROJECTS

We design/build/obtain/repair/modify/maintain/consult on
any device/system/process/project - electrical/electronic/
phone/computer/mechanical/optical/automotive for busi-
ness/personal/invention need. Confidentiality guaranteed.
Describe and include \$30 pre-engineering fee (does not
obligate you). Time and cost estimates in 7-10 days.

The HACKER FILES

Compilation of 1000s of the best articles written in
ASCII by top hackers & phreakers. Covers every major
topic in hackerdom! 3 HD Disks* \$59.

COMPUTER PHREAKING

Describes in detail how computers penetrate each other,
and how VIRUSES, TROJAN HORSES, WORMS, etc are
implemented. Dozens of computer crime and abuse
methods and countermeasures. Includes disk filled with
hacker text files and utilities, and the legendary FLU-
SHOT + protection system (Ed. Chole, PC Magazine).
BBS advice, password details, glossary - much more!
Manual + Disks* \$39.

Beyond VAN ECK PHREAKING

Eavesdropping on TV and computer video signals using
an ordinary TV described in detail. Includes security in-
dustry reports. Range up to 1 KM. Plans include both
the Consumertronics and the original Top Secret Van
Eck designs! \$29.

CELLPHONE MODES

See our Catalog for our infamous cellphone modifica-
tion guide (\$69) - detailed, comprehensive, covers all
makes - 10 times more info than competitor's "guide".
(Do Special Projects (above) for up-to-date hardware/
software).

VOICE MAIL HACKING

How Voice Mail Box (VMB) systems are used and the
specific ways they are hacked. Includes ASPEN, MES-
SAGE CENTER, BIX, GENESIS, EZ, SYDNEY, PHONE
MAIL, AUDIX, CINDY, CENTAGRAM, SPERRY LINK,
RSVP, etc. Absolutely required for all users, sysops and
security personnel! \$29.

PBX HACKING

1,000s of PBXs are hacked to the tune of \$ Billions/yr!
While "VOICE MAIL HACKING" details how VMBs are
hacked for "phun" and profit - including VMS methods
for hacking PBXs themselves - "PBX HACKING" ad-
dresses ALL issues relating to PBX hacking, including
countermeasures! Can your business or agency afford a
\$90,000 phone fraud loss (the average loss due to
hacked PBXs)? As described in *Forbes Magazine*. \$29

PHREAKING CALLER ID & ANI

Details on how they work and dozens of effective ways
of defeating Caller ID, ANI, *69, *57, and Call Blocking
and *67. Also describes Caller ID, Orange, Belge,
Cheese and CF Boxes, ESS, SS7, E-911, various
CLASS services, CMA, NON PUB DA, CAMA, DNR,
800-ECR, Diverters, Extenders, Centroz - more. \$29.

Beyond PHONE COLOR BOXES

Dozens phone color boxes described - many circuits.
Plus Call Forwarding, Conferencing, Phreak History,
Glossary, Diverters, Extenders, Loops, REMGOS,
Bridging Heads & Cans, Optocom, 3rd Party and many
other non-box methods - more. \$39.

ROBOFONE AUTODIALER

Powerful, versatile, menu-driven "Wargames" auto-
dialer lets you dial any quantity (up to 10K) or mix of local/
long distance numbers in any order, over any length of
time, whether busy or answered (your choice) and log
the times, commands and results to monitor, printer-
and-or disk. Quick-dial directory of up to 600 numbers.
BUSY redial options. Direct modem command and control.
All Result Codes, including VOICE and RINGING.
Optional shell to terminal program upon CONNECT. Exit
to menu or DOS (for batching). Manual + Disk* \$29.

Bold for educational purposes only

STOPPING POWER METERS

As reported on CBS "60 Minutes": How certain de-
vices can slow down - even stop - watt-hour meters -
while loads draw full power! Device simply plugs into
one outlet and normal loads into other outlets. Also de-
scribes meter creep, overload droop, etc. Plans \$29.
I.Q. MANUAL: External magnetic ways (applied to
the meter itself) to slow down and stop watt-hour meters
while drawing full loads. Plans \$19. **SW-HIS**

METERS: How watt-hour meters work, calibration,
error modes (many), ANSI Standards, etc. Demand
and Polyphase Meters. Experimental results to slow and
stop meters by others. \$19. Any 2, \$39. All 3, \$59.

AUTOMATIC TELLER MACHINES

ATM crimes, abuses, vulnerabilities and details ex-
posed! 100+ methods detailed, include: Physical, Reg.
E, cipher, PIN compromise, card counterfeiting, mag-
netic stripe, false front, TEMPEST, Van Eck, tapping,
spoofing, inside job, super-cool, vibration, pulse, high
voltage - others. Case histories, law, countermeasures,
detailed security checklist, labeled internal photos, fig-
ures. ATMs contain up to \$250,000 in cash! Recent
\$350,000 ATM crime spree still unsolved. \$39.

CREDIT CARD SCAMS

Cardholders, merchants, banks suffer \$ Billions in
losses annually because of credit card fraud. Describes
every known means of credit card fraud and scams.
Protect yourself! \$29.

CONS. SCAMS & SWINDLES

Cons & scams and related swindles fleece Americans of
\$100+ Billion per year! The most comprehensive sur-
vival manual on cons & scams of all kinds - from the
classic to hi-tech. Details on 100s and their many vari-
ations, and countermeasures. Protect yourself! \$39.

STEALTH TECHNOLOGY

Police radar is fascinating! It also has error rates of 10-
20%! Every known error mode - stealth method and ma-
terial used to minimize radar reflections - tactic and
strategy to fight unjust radar becks (that cost you
\$100s in insurance and risk cancellation) - methods to
detect and jam signals - fully described! \$29.

SECRET & SURVIVAL RADIO

Optimum survival and security radio equipment, meth-
ods, freq allocations and voice/data scrambling/encod-
ing. Includes small receivers/transmitters, telemetry, an-
tenna optimizations, remote monitoring and control, se-
curity, surveillance, and ultrasonic, fiber-optic and infra-
red commo. 70+ circuit plans, tables. \$29.

HIGH VOLTAGE DEVICES

TV devices plus: Stun Gun, Taser, Prod, Can, Flasher,
Blaster, Zapper, Audio/RF Radar, Jammer, Jacob's Ladder, Plasma Vial, de Braaff Gun, Fence
Charger, Golgar Counter, Gzone Gun, Fish Stunner,
Plant Stim. Kirlian, more! All plans for only \$29.

UNDER ATTACK!

Electromagnetic Interference and Electronic Weapon
Attacks cause: Cancer, birth defects, and profound psy-
chological, neurological, cardiovascular and immune
system disorders! Destructive to people, animals, plants,
equipment includes **ACTUAL CASES OF EM ATTACKS**
(we investigated)! Includes how to verify and pinpoint
EMI and electronic attack sources, and specific counter-
measures. \$29. **EM BRAINBLASTER:** Tutorial
and plans for powerful **ELECTROMAGNETIC WEAPONS**
and **LAB DEVICES**. Optimum circuits, freqs, waveforms,
duty cycles, intensities. Thorough. \$29. Both \$49.

RADIONICS MANUAL

Exciting electrical, electronic, electromagnetic thera-
peutic, diagnostic & preventive devices (mostly experimen-
tal). History, descriptions, plans (dozens), availabilities
of Radionics Devices from early to modern. While drugs
cost \$ Hundreds, electricity costs pennies! \$29. **HEAL
THYSELF!** Plans for 3 major electronic therapeutic
devices of types approved by FDA. \$19. Both \$39.

CRYPTANALYSIS TECHNIQUES

Five powerful menu-driven crypto programs (in COBOL and
BASIC source code) to analyze, decrypt "secure" cipher-
texts. Worked-out examples. Recommended by presi-
gious "Computers & Security." Manual + Disk* \$29.

By an ORDER of the MAGNITUDE

The most comprehensive, hard-hitting, hi-tech sur-
vival book ever written! Topics include electronics,
computers, energy, weapons, concealment, revenge,
alarms, etc to survive today's dangerous world. We all
face increasingly financially and physically brutal times!
Field-expedient use of technology in various threat and
conflict environments and scenarios. \$49.

ROCKET'S RED GLARE

How to design and build solid-propellant amateur and
survival rockets. Emphasis on formulation, manufacture,
installation of propellants, motors, igniters, etc. Includes
list of commonly available materials, and the design of
launch pads and test beds and their electronics. \$29.
FIREWORKS: How firecrackers (M-80s, blackbust-
lers, cherry bombs), small rockets, volcanos, fountains,
sparklers and safe uses are made, colored. Simple,
cheap, common ingredients. \$9. Both \$39.

SAVVY DRIVING

Detailed, comprehensive manual describes 100+ tac-
tical and strategic driving tips. Includes how to avoid and
evade criminals, avoid and evade head-on collisions and
other accidents, properly react to accidents, emergen-
cies and police pullovers, avoid tickets, minimize insur-
ance premiums and loss risk, prepare for trips and opti-
mize routes and long-distance driving, optimize
parking, more. For all drivers - beginners to pros. \$29.

ULTIMATE SUCCESS MANUAL

Underpaid, overworked, harassed or abused? Victim of
office politics? Stuck in a dead-end job? Can't find a
good job? Expect to be laid off, fired or transferred soon?
The ultimate no-holds-barred, looking-after-#1 Machiav-
ellian techniques to find, obtain, optimize and keep top
jobs, pay and benefits. **THE RULES OF THE GAME FOR
A GAME WITHOUT RULES!** From resume to CEO. \$29.

Service Electronics?

Make **TENMA**™ Your Test Equipment Source



72-2055 Full Feature DMM

Tenma fills the testing needs of today's service professional. The vast selection of benchtop and portable test equipment is available at truly affordable prices. This includes DMMs, Power Supplies, Function Generators, Oscilloscopes and more. If you service electronics, Tenma is for you.

Look to MCM Electronics for the complete Tenma product offering. Call today for your free 332 page catalog filled with one of the widest selections of tools, repair parts, semiconductors and test equipment.

Call Toll Free:
1-800-543-4330



MCM ELECTRONICS SM
650 CONGRESS PARK DR.
CENTERVILLE, OH 45459-4072
A PREMIER Company

Hours: M-F 7a.m. - 9p.m., Sat. 9a.m. - 6p.m. EST

Tenma Test Equipment
Tested Accurate,
Proven Reliable

FREE CATALOG



GET FAST DELIVERY FROM OUR DISTRIBUTION CENTERS NEAR DAYTON, OH AND RENO, NV!

CODE: POP23

CIRCLE 165 ON FREE INFORMATION CARD

CABLE DIRECT

CONVERTERS
DESCRAMBLERS
VIDEO STABILIZERS
FILTERS



100%
MONEY BACK
GUARANTEE!

30 DAY
FREE
TRIAL!

FREE Cable TV Catalog.



Now you can tune-in your favorite cable TV programming and SAVE \$100'S - EVEN \$1000'S on premium CABLE TV EQUIPMENT.

MODERN ELECTRONICS

1-800-906-6664

2125 S 155TH AVE • OMAHA, NE 68130

SURVEILLANCE

FM TRANSMITTERS MINI (KITS)

- 3-VOLT FM XMTR, up to 300 ft. indoors, 1500 ft. outdoors
- PHONE XMTR, range to 500 ft., uses phone-line power
- Sound-Activated XMTR, range to 500 ft.
- 2-STAGE XMTR, 9-Volt, very powerful!

All above require simple soldering at 2 to 4 places.
\$29.95** ea.

TELE FM WIRELESS MONITORING SYSTEM. (Kit) \$99.00*

TELE CALL FORWARDER. Transfers incoming calls. \$99.00*

CALLER ID. Registers incoming number. \$99.00*

TEL REGISTER WITH PRINTER. Records dialed number, duration, and prints record. \$139.00*

12-HOUR LONG-PLAY RECORDER. Modified Panasonic. Records 6 hrs. on each side of 120 tape (supplied). Compatible with VOX and Tel Rec Adapter. \$119.00*

VOX VOICE-ACTIVATED SWITCH. Makes recorder self-activating with voices or other sounds. \$28.50**

TELE RECORDING ADAPTER. Records incoming and outgoing calls. \$28.50**

TELEPHONE SCRAMBLERS. Over 4,000 separate codes. \$199.00*

VOICE CHANGER. Changes man's voice to lady's and vice versa. \$49.00*

For Shipping & Handling add *\$5.00 and **\$2.00 per item. Colo. residents add sales tax. Mail Order, VISA, M/C, COD'S o.k. Inquire for dealer prices. Free catalog.

MUCH, MUCH MORE — OUR 25TH YEAR!
TOLL FREE 1-800-926-2488

A.M.C. SALES, INC.
193 Vaquero Dr., Boulder, CO 80303
Tel: (303) 499-5405, Fax: (303) 494-4924
Mon-Fri. 8 a.m. - 5 p.m. Mtn. Time

CIRCLE 140 ON FREE INFORMATION CARD



Free Catalog

If you are not getting this catalog you are missing out on some of the best deals in

electronics today! We have thousands of items ranging from unique, hard-to-find parts to standard production components. Call, write, or fax today to start your free subscription to the most unique catalog in the industry, filled with super values on surplus electronic and hobbyist type items. If you have a friend who would like to receive our catalog, send us their name and address and we will gladly forward them a complementary 100 page catalog.

Why pay more? Call today.



340 East First Street Fax Order Line
Dayton, Ohio 45404 1-800-344-6324

Order Toll-Free
1-800-344-4465

CIRCLE 149 ON FREE INFORMATION CARD

HOME AUTOMATION

Largest Selection of HOME AUTOMATION products in the World!

Browse us on the WEB!

<http://www.techmall.com/smarthome>

Hundreds of hard-to-find automation, X10, and wireless control products. Computer control of your home, security systems, surveillance cameras, infra red audio/video control, HVAC, pet care automation, wiring supplies, and much more!

HOME AUTOMATION SYSTEMS, INC.

151 Kalmus Drive, Ste L4, Costa Mesa, CA 92626
Questions 714-708-0610 FAX 714-708-0614

800-SMART-HOME

800-762-7846

Home Automation Systems, Inc.



FREE

Call 24hrs for FREE 64 page Color Catalog Over 500 unique products!

EPROM+ PROGRAMMING SYSTEM USES PARALLEL PORT

EPROMS (24,28,32 & 40 PIN*)+27C AND 25XX
1702*,2708,TMS2716*,32,32A,64,64A,128,128A
256,512,513,011,010,101,1001,1000,1024,210,020
2001,220,2048,4001/2,040,080,240,4096,68764/66
FLASH EPROMS 28F256, 28F512, 28F010
28F020,29C257,29C010,29C040,29F010,29F040
EPPROMS & NVRAMS (18,24 & 28 PIN+CX)
2210, 2212, 2804, 2816, 2816A, 2817, 2864, 2865
28256, 28C010, DS1220, DS1225, DS1230
SERIAL EPPROMS* (8 & 14 PIN PLUS CXX)
ER1400,M58657, 2401,02,04,08,16,32,65, 2444
59C11,80011A,9306,46,56,66,8572,82,92,168,9XX
BIPOLAR PROMS* (16 THROUGH 24 PINS)
74SXXX AND 82SXXX FAMILY
MICROCONTROLLERS* 8741, 42, 48, 49, 8751
C51, 52, C52, 87C5XXX, 87C75X, 89C5X, 68705
68HC705, 68HC711E9, PIC16CXX, TMS7742
*ADAPTER REQUIRED - DIAGRAMS INCLUDED

SOFTWARE - READ,VERIFY,PROGRAM,COPY
DISK FILE LOAD/SAVE, CHECKSUM, FULL
SCREEN BUFFER EDITOR W/20 COMMANDS
READS HEX, S-RECORD AND BINARY FILES
FAST-DEVICES PROGRAM IN UNDER 20 SEC
RUGGED (9" X6" X3") ENCLOSURE W/HANDLE
MADE IN USA - 1 YEAR WARRANTY

ANDROMEDA RESEARCH, P.O. BOX 222, MILFORD, OH 45150
(513) 831-9708 FAX (513) 831-7562



SYSTEM INCLUDES:
PROGRAMMING UNIT
PRINTER PORT CABLE
POWER PACK, MANUAL
AND SOFTWARE.

\$289

ADD \$5.00 SHIPPING
\$5.00 C.O.D.
VISA/MASTERCARD

Quality Microwave TV Systems

WIRELESS CABLE - ITFS - MMDS

ATV - INTERNATIONAL - S-BAND

Amplifiers • Antennas • Books • Components
Filters • Systems • Video Products

- RF Frequency 1990 - 2700 MHz
- Cable Ready - VHF - UHF Outputs
- SASE For "FREE" Catalog or Send \$1

PHILLIPS-TECH ELECTRONICS

PO Box 8533 • Scottsdale, AZ 85252


ORDER LINE 800-880-MMDS

CATALOG / INFO 602-947-7700

FAX LINE 602-947-7799

Visa • M/C • Amx • Disc • COD's • Qty Pricing

CIRCLE 164 ON FREE INFORMATION CARD



CHALLENGER SYSTEM
33-Channel 52dB+ Gain
Complete Grid \$265
Five Year Warranty
FREE SHIPPING



For years of easy
rockin', make
U.S. Savings Bonds
part of your
retirement savings
program.

U.S. Savings Bonds are safe — they're backed by the full faith and credit of the United States. They're also guaranteed to earn interest. And they're both easy to buy — get them where you work or bank — and easy to afford. You can buy them for as little as \$25.

Ask your banker or your employer about including U.S. Savings Bonds in your retirement savings program.


For a recorded message of current rate information, call
1-800-4US BOND
1-800-487-2663



A public service of this publication


BLACK FEATHER ELECTRONICS

3 1/2 Digit LCD Panel Meter



Features: 200mV full scale input 9VDC operation. Decimal point selectable. 13mm digit height, auto polarity indication, zero reading for 0 volt input. Measures 2.67" x 1.73" x 0.28" above panel thickness, 0.57" overall thickness. LCD size: 1.83" x 0.8". Many useful applications and is easy to install.
CAT# PM-1 **\$17.00 each**

Stepper Motor Controller Kit



This kit allows you to adjust the speed and direction of a stepper motor. You can move the motor in one step increments or rotate it at a constant speed. Visual indicators show the sequence of motion. Includes stepper motor, pc board, parts and instructions. (12vdc power source not included.)
CAT# SMK-1 **\$25.00 each**

Camcorder Video Tape



HI-8 120 MINUTE TAPE (used)
They were recorded on once and played only a few times. Made by a major brand name manufacturer. Professional series metal tapes. Includes plastic jewel box.
CAT# CCT-1 **\$3.00 each**
10 or more • 2.80 each

1-800-526-3717

645 Temple 78 ▲ Long Beach ▲ California 90814
▲ (310) 434-5641 ▲ FAX (310) 434-9142 ▲

1. California residents must include sales tax.
2. Checks and money order accepted.
3. Quantities limited - prices subject to change.



NOW Find the Right Part for Your VCR!



with
the

ISCET VCR CROSS REFERENCE

NEW! The Fifth Edition is contained on a diskette for IBM PC AT/XT compatibles, DOS 2.1 or higher. The disk software allows technicians to search by manufacturer for model numbers and description of part numbers. A parts editing sequence gives an on-screen view of all substitutes for parts entered. With the diskette, the technician can update files by adding model and parts

The 119-page Fifth Edition of the VCR Cross Reference contains both model and part number cross references. Over 1300 new parts and 360 new models have been added.

VCR's are made in a few factories from which hundreds of different brand names and model numbers identify cosmetically-changed identical and near-identical manufactured units. Interchangeable parts are very common. An exact replacement part may be available only a few minutes away from you even though the original brand-name supplier is out of stock. Also, you may be able to cannibalize scrap units at no cost.

crosses of future models. The Fifth Edition can be printed on pages completely from the diskette.

The ISCET VCR Cross Reference, Fifth Edition, is on 8½ × 11-in., pre-punched pages and sell for **\$38.00**. The 3½ inch diskette sells for **\$69.95** and you can view listings from a monitor or printed page.

**Only \$38.00 for pages
\$69.95 diskette**

Claggk Inc.
VCR CROSS REFERENCE OFFER
P.O. Box 4099
Farmingdale, New York 11735

Name _____
Business _____
Address _____
City _____
State _____ Zip _____
Phone _____

Enclosed \$38.00 for the ISCET VCR Cross Reference, Fifth Edition.

Enclosed \$69.95 for the diskette containing the ISCET VCR Cross Reference, Ver. 6.0. Please specify:

5¼ Diskettes (2) 3½ Diskette (1)

Include \$3.00 for shipping each Cross Reference (Pages or Diskette)

The total amount of my order is \$ _____

Check enclosed—do not send cash.

Visa MasterCard Exp. Date ___/___/___


Signature _____

New York State residents must add applicable local sales tax to total.

CB03



**Are you overpaying . . .
. . . your cable company?**

You are if . . . 
**. . . you are leasing their
equipment.**

- Forest Electronics, Inc. offers a complete line of New Cable Decoders and Converters that are fully Compatible with your cable system.
- All systems come with: Remote Control, & Parental Guidance Feature. Volume Control is also available.
- All Equipment is fully guaranteed & comes with a 30 day money back option.

For More Information Call Us 24 Hours a Day At:

800-332-1996

FAX: 708-860-9048

CABLE T.V. EQUIPMENT

Friendly, Knowledgeable Service



ORDERS CALL:
1-800-361-4586



- All Equipment New
- Convertors & Descramblers
- 30 Day Money Back Guarentee
- 6 Month Warranty
- Visa, MC, C.O.D. Welcome

KDE ELECTRONICS, INC.

P.O. Box 1494

Addison, IL 60101

Info. 708-889-0281 HRS: Mon-Fri, 9-6 CST

Fax 708-889-0283

Sat, 9-3 CST

The Electronics Industry is looking for a lot of good people!

Here is your chance to get in on the ground floor as an Associate CET. Is your job title "Electronics Service Technician?" Would you like to have that title? You can prove you qualify for the title with a CET Associate Certificate. It can be your career door-opener and begin your rapid advancement!

A technician or student of electronics with less than a total of four years of basic experience may take the Associate Level Exam. The exam is the basic electronics portion of the full-credit CET exam. The 75-question, multiple-choice test covers basic electronics, math, DC and AC circuits, transistors and semiconductors, instruments, measurements and troubleshooting. A successful Associate CET will receive a wall certificate valid for four years and is eligible to join ISCET as an Associate Member. ISCET is the International Society of Certified Electronics Technicians.

The ISCET Computer-Aided Associate-Level Study Guide prepares you for the Associate CET Certificate by randomly selecting sample questions with appropriate diagrams, provides multiple-choice answers, grades the test and provides a summary of your strong and weak points.

CLAGGK INC. - CET Computer-Aided Study Guide Offer
PO Box 4099, Farmingdale, New York 11735

Yes, I want to step up to a career in servicing. Here is my order for the CET Computer-Aided Study Guide on a 3.5 diskette.

Bill my VISA MasterCard Expire Date / /
 USA Bank Check US or International Money Order

Card No. _____

Signature _____

Name (Please Print) _____

Address _____

City _____ State _____ Zip _____

New York residents add local sales taxes. Canadians add \$6.00 per order. No foreign orders. Do not send cash. Checks drawn on US Bank and International Money Orders in US funds only. Credit card users may telephone or FAX orders. Telephone 516-293-3751 or FAX 516-293-3115. Price subject to change. Allow 6 to 8 weeks for delivery.

CB05

Proof Positive that you are a Certified Electronics Technician




A New Computer Software Program — ISCET Computer-Aided Associate-Level Study Guide

Prepare yourself for the 75-question CET Associate Examination. Model examinations provide the technician with a study program and introduction to the actual examinations. The model examinations are automatically graded in decimal numbers and bar graphs that can be outputted on your printer. The questions for each exam are selected randomly from a loaded data base—no two exams are exactly the same. When you answer a question, the correct answer is displayed and an explanation is given. From the print-outs you will determine whether you need more practice and in which topic areas, or if you are ready to take the real test and continue to promote your electronics career today!

On the Safety Circuit

Plan Your Escape



Fire Can Happen Any Time!

And if it does, every second counts. Will you and your family know what to do?

- Practice an escape plan from each room in the house. Feel your way out with your eyes closed.
- Teach your family to stop, drop to the ground and roll if their clothes catch on fire.
- Keep the fire department's number by the phone. By your bed, have a flashlight to help you see and whistle to alert your family.
- Install smoke detectors on every level of your house. Test them monthly, and change the batteries at least once a year.



Remember, fire can happen anytime, so make plans for a surprise visit.



A message from the U.S. Fire Administration

CABLE TV DESCRAMBLERS

Best Wholesale Prices in the U.S.A.!

	1-4	5-9	10-19	20-49	50+
<i>For Jerrold Systems</i>					
TNT+	59	55	49	45	40
Stealth+	55	49	44	39	34
FTB3	49	39	35	32	30
<i>For Scientific Atlanta Systems</i>					
M80	69	62	55	45	40
SA3	55	45	40	36	33
<i>For Pioneer Systems</i>					
Super-PIO+	69	62	55	45	40
<i>Panasonic Converter</i>					
TZPC1003	75	67	62	59	57

1-800-818-9688

U.S. Cable TV Inc. M-F: 9-6 EST

4100 N. Powerline Rd., Bldg. F4 Pompano Beach, FL 33073

U.S. Cable will only sell the cable equipment to authorized cable subscribers. It is illegal to operate this equipment without paying for the basic and the premium services. U.S. Cable will not sell to anyone who will not comply with Federal and State laws. *No Florida Sales.*

New!

Pocket Cube™ with Filter

Would you like to wireless command a rental cable box into FULL service?

Smallest cube on the market just under 1" x 2"!

Simply clip it onto a 9V battery for 10sec!

Only \$69.⁹⁵!

(plus \$8 S&H)

30 Day Warranty!

Quantity discounts available.

Dealers Welcome!

Test chips also available.

Order Toll Free


1-800-417-6689

Mon-Fri, 9AM-10PM et.
If busy please keep trying.
VISA, MC, MO & COD

IEC, P O Box 80762, Atlanta, GA 30366

Pocket Cube is a test generator ONLY.
Do not use these devices without authorization from your local cable company.
No GA & TN sales.

Parts Express™



Parts Express is proud to announce that we now stock the NTE line of replacement semiconductors. NTE has been

supplying the electronics industry with top notch replacement parts for over 15 years. All NTE products meet or exceed industry specifications and offer an exclusive 2 year manufacturer warranty.

We also offer a complete line of parts for the service repair industry. Test equipment, loudspeakers, video and audio heads, magnetrons,

belts, idler assemblies, tools, soldering equipment, just to name some of the 12,000 items we stock. Ask about our new dealer program for resellers. Call toll free for a copy of our FREE 212 page catalog. Source Code: POM

**CALL TOLL FREE
1-800-338-0531**

Parts Express 340 E First St, Dayton, Ohio 45402-1257
Phone: 513-222-0173 Fax: 513-222-4644

CIRCLE 143 ON FREE INFORMATION CARD

USE POPULAR ELECTRONICS CLASSIFIEDS

READ BY BUYERS OF ELECTRONIC EQUIPMENT ACCESSORIES AND PARTS

INSTRUCTIONS FOR PLACING YOUR AD!

HOW TO WRITE YOUR AD

TYPE or **PRINT** your classified ad copy **CLEARLY** (not in all capitals) using the form below. If you wish to place more than one ad, use a separate sheet for each additional one (a photo copy of this form will work as well). Place a category number in the space at the top of the order form (special categories are available). If you do not specify a category, we will place your ad under miscellaneous or whatever section we deem most appropriate.

We cannot bill for classified ads. **PAYMENT IN FULL MUST ACCOMPANY YOUR ORDER.** We do permit repeat ads or multiple ads in the same issue, but, in all cases, full payment must accompany your order.

WHAT WE DO

The first word and company name of each ad are set in bold caps at no extra charge. No special positioning, centering, dots, extra space, etc. can be accommodated.

RATES

Our classified ad rate is \$1.75 per word. Minimum charge is \$26.25 per ad per insertion (15 words). Any words that you want set in bold are each .40 extra. Indicate bold words by underlining. Words normally written in all caps and accepted abbreviations are not charged anything additional. State abbreviations must be post office 2-letter abbreviations. A phone number is one word.

If you use a **Box** number you must include your permanent address and phone number for our files. **ADS SUBMITTED WITHOUT THIS INFORMATION WILL NOT BE ACCEPTED.**

For firms or individuals offering Commercial products or Services. **Minimum 15 Words.** 5% discount for same ad in 6 issues within one year; 10% discount for same ad in 12 issues. **Boldface** (not available as all caps), add .40 per word additional. **Entire ad in boldface**, add 20%. **Tint screen behind entire ad**, add 25%. **Tint screen plus all boldface ad**, add 45%. **Expanded type ad**, add \$2.25 per word.

General Information: A copy of your ad must be in our hands by the 13th of the fourth month preceding the date of issue (i.e. Sept issue copy must be received by May 13th). When normal closing date falls on Saturday, Sunday or Holiday, issue closes on preceding work day. Send for the classified brochure.

DEADLINES

Ads not received by our closing date will run in the next issue. For example, ads received by November 13 will appear in the March issue that is on sale January 17. **POPULAR ELECTRONICS** is published monthly. No cancellations permitted after the closing date. No copy changes can be made after we have typeset your ad. **NO REFUNDS**, advertising credit only. No phone orders.

CONTENT

All classified advertising in **POPULAR ELECTRONICS** is limited to electronics items only. All ads are subject to the publishers approval. **WE RESERVE THE RIGHT TO REJECT OR EDIT ALL ADS.**

AD RATES: \$1.75 per word. Minimum \$26.25

Send you ad payments to:

POPULAR ELECTRONICS 500 Bi-County Blvd, Farmingdale, NY 11735-3931

CATEGORIES

100 - Antique Electronics	270 - Computer Equipment Wanted	450 - Ham Gear Wanted	630 - Repairs-Services
130 - Audio-Video Lasers	300 - Computer Hardware	480 - Miscellaneous Electronics For Sale	660 - Satellite Equipment
160 - Business Opportunities	330 - Computer Software	510 - Miscellaneous Electronics Wanted	690 - Security
190 - Cable TV	360 - Education	540 - Music & Accessories	710 - Telephone
210 - CB-Scanners	390 - FAX	570 - Plans-Kits-Schematics	720 - Test Equipment
240 - Components	420 - Ham Gear For Sale	600 - Publications	730 - Wanted

CLASSIFIED AD COPY ORDER FORM

Place this ad in Category # _____

Special Category \$20.00 Additional _____

1 - \$26.25	2 - \$26.25	3 - \$26.25	4 - \$26.25	29 - \$50.75	30 - \$52.50	31 - \$ 54.25	32 - \$56.00
5 - \$26.25	6 - \$26.25	7 - \$26.25	8 - \$26.25	33 - \$57.75	34 - \$59.50	35 - \$61.25	36 - \$63.00
9 - \$26.25	10 - \$26.25	11 - \$26.25	12 - \$ 26.25	37 - \$64.75	38 - \$66.50	39 - \$68.25	40 - \$70.00
13 - \$26.25	14 - \$26.25	15 - \$26.25	16 - \$28.00	Total words _____		\$1.75 per word = \$ _____	
17 - \$29.75	18 - \$31.50	19 - \$ 33.25	20 - \$35.00	Bold Face _____		\$0.40 per word = \$ _____	
21 - \$36.75	22 - \$38.50	23 - \$40.25	24 - \$42.00	Special Heading _____		\$20.00 = \$ _____	
25 - \$ 43.75	26 - \$45.50	27 - \$47.25	28 - \$49.00	Other _____		= \$ _____	

Total classified ad payment \$ _____ enclosed

TOTAL COST OF AD \$ _____

Check Mastercard Visa

Card # _____ Expiration Date ____/____/____

Signature _____

Name _____ Phone _____

Address _____ City State Zip _____

Volume Treble Bass
Power

Custom Overlays for Prototyping / Projects.

New, low cost process for silk-screen type vinyl overlays. C-TEK will provide these overlays with switch, LED, or other component provisions either above the overlay or behind it. Will make any device more professional looking without the high cost of silkscreening. Finished product supplied with easy peel adhesive backing. 8 X 10 Sheet \$36.00 with artwork provided, any size, all colors available. Uses: Equipment Faceplates; Overlays; Prototypes; Evacuation maps; Displays; Signage; Artwork. Contact us for samples and quotes.

C-TEK P.O. Box 1413
Frisco, TX 75034 (214) 335-4964
E-Mail: 73544.2225@compuserve.com



CABLE TV CHANNELS

EQUIPMENT *Direct!*
GUARANTEED

SAVE \$1000's
The Nationwide source for cable TV equipment.

"BUY WHERE THE DEALERS BUY"

FREE TV Cable Descramblers, Converters and Magic Box Catalog. Open Every Day!

FREE 30 DAY TRIAL

Your VCR TAPES CAN PLAY AS CLEAR AS DAY!
UNJAM NOW WITH Video Decoder

Eliminates copy protection on any tape
• Copy any rental/bought tape
• Power Cord and AC Plug Included

2 Year Warranty
CALL NOW!
Member Better Business Bureau

MEGA ELECTRONICS
1-800-676-6342


FREE 30 Day Trial!!
VISA • MC • CDD



contact east
Networking

Hardware, Software, LAN, WAN, and Networking Solutions

CALL TOLL FREE 1-800-282-1800 or TOLL FREE 508-489-0100



RCA NOW USA
DSS AVAILABLE ONLY

SHARPER PICTURE • CLEARER SOUND • GREATER CHOICE

Introducing the RCA brand DSS™ (Digital Satellite System) the ultimate digital entertainment experience. The advanced digital compression technology delivers broadcast pictures with laser disc precision accuracy and CD-quality sound clarity. All from a small 18" dish that can be easily installed on your home or property. RCA Brand DSS™ The future of television today... and beyond!

\$699.00
+S&H

1 MONTH FREE **USSB**
HBO
SHOWTIME
MOVIECHANNEL

TRI STAR SATELLITE
1-800-929-2485



BUGGED??

SAVESDROPPING is unbelievably widespread! Electronic Devices with amazing capabilities can be monitoring your telephone and room conversations **RIGHT NOW!** Are you sure you're safe? **FREE CATALOG** tells you fast! Includes Free Bonus details on fantastic opportunities now open in Counter-Surveillance field. Exciting, Immensely Interesting and **EXTREMELY** profitable (up to \$250 hr) full/part-time income. Call Now! **1-800-732-5000**

FREE CATALOG
TEST EQUIPMENT AND TOOLS FOR VOICE & DATA NETWORK PROFESSIONALS

Packed with hundreds of quality brand name products for installing, testing, & maintaining networks. A full selection of network analyzers, interface cards, hubs & concentrators, cable testers, tool kits, crimping tools, connectors, adapters, software and much more. Full color photos with detailed descriptions.

In a hurry to receive your catalog?

Call (800) 282-1800

Contact East, Inc., Dept. R535
335 Willow St., No. Andover, MA 01845


CIRCLE 154 ON FREE INFORMATION CARD

From Not-Working to Networking!

Troubleshooting Local-Area Networks!

Now, complete for the first time in one detailed booklet!

Gain a fuller knowledge of network fundamentals and how they developed from the early days of main frames, from XNS to Ethernet technology, the OSI stack for interconnecting different computers, basic and specialized test instruments, etc. Several tough LAN case histories brings you from theory to the practical side of troubleshooting.



ONLY \$5.00

CLAGGK Inc., Reprint Bookstore
P.O. Box 4099, Farmingdale, NY 11735

Please rush my copy of "From Not-Working to Networking." I enclosed payment of \$5.50 which includes shipping charges.

Name _____
Address _____
City _____ State _____ ZIP _____

Sorry, no orders accepted outside of United States and Canada. All Payments must be in U.S. funds. Send check or money order payable to CLAGGK Inc.—do not send cash or stamps. New York State residents add applicable sales tax. Allow 6 to 8 weeks for delivery. **RBS02**

DC/CAD
introducing...
THE TERMINATOR
Super High Density Router
(Complete with Schematic & PCB EDITOR)

Features the following powerful algorithm & capability:

- Rip - up and Retry
- Pre-routing of SMT components
- Real-Time via minimization
- Real-Time clean up passes
- User defined strategies
- Window 3.0 capability as DOS Task
- 1-mil Autoplacer and Autopanning
- Two-way Gerber and DXF
- Automatic Ground Plane w/ Cross-Hatching
- Complete w/ Schematic & Dolly Libraries
- Optional simulation capability & protected mode for 386 users

Call for **DC/CAD - \$95**
(available for students only)
normal price range
\$295 - \$2500

*** PCB LAYOUT SERVICE AT LOW COST ***

LEASE PROGRAM & SITE LICENSE AVAILABLE



Design
Computation

1771 State Highway 34
Farmingdale, NJ 07727
(908) 681-7700 • (908) 681-8733 (FAX)


** DC/CAD . . . The focal point of future CAD market **

PUT YOUR PC TO WORK!

THIS IS THE MACHINE YOU'VE BEEN WAITING FOR!

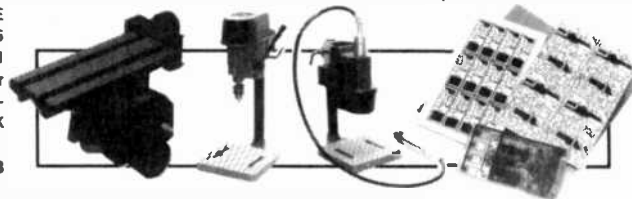
Imagine using your computer to turn 3D CAD drawings into actual working parts! Machine and drill printed circuits directly from blank material. Fabricate intricate mechanical components from raw plastic or aluminum. Route wood to make signs or "digitally" carve three dimensional art objects AND MORE! Sound interesting? You bet it is and with your creativity the sky's the limit! The NEURACTOR CNC-4, 5 & 6 Desktop Manufacturing Systems may be just the edge you need! Utilizing patent pending technology the ROBOMAX and NEURACTOR CNC kits provide you with machining resolution of .001". All mechanical components are pre-fabricated, pre-machined, plated and painted. The CNC-4+ machines an area approximately 18"x18"x4.6" and includes four 83 oz/in CY-MOTORS. The CNC-5 & 6 (42"x42"x4.6" and 66"x42"x4.6" respectively) include four 125 oz/in CY-MOTORS. Interface card, 5 amp power supply, 10 pitch steel lead screws, 4 proprietary Slide Block actuator mechanisms, 4 aluminum linear actuator channels, polished steel guide-rods, toolholder bracket, hardware, etc., are included with each unit. (You provide Dremel(tm) Tool or flex-shaft router and work surface.) It's a complete kit! All you do is put it together, calibrate it and TURN IT LOOSE! IF THAT'S NOT EXCITING ENOUGH, WE'RE THROWING IN A FREE, FULL-FEATURED 3D CAD/CAM SOFTWARE PACKAGE WITH EACH UNIT! CNC-4+ is \$595 + 24.95 S/H, CNC-5 is \$895 + 57.95 S/H, CNC-6 is \$995 + 69.95 S/H. ROBOMAX(tm) Vertical MiniMill is \$695 + 49.95 S/H. Order now or call about our complete line of supplies & accessories! MICRO-DRILLS, FLEX-SHAFTS, MILLS & BITS, ETCHERS, CHEMICALS, BLANK BOARDS, ETC.! Allow 4 weeks min. for delivery. CALL NOW!

U.S. CYBERLAB, 14786 Slate Gap Rd., West Fork, AR 72774 (501) 839-8293



starting at
\$595

HUGE! UP TO 4 x 6 FEET!



PE MARKET CENTER CLASSIFIEDS

Cable Test Aids
Orders only 1-800-452-7090 Information (310)902-0841

Test chips for JERROLD, TOCOM, ZENITH, S.A. & more. Puts cable boxes in full service mode. Easy installation. Zenith only \$39.95. Most others under \$50ea. FAX: (310)902-0851. Quantity prices available. No Co. sales. Not for use in cable on rented equip. For use as a test aid only.

Satellite-TV
SAVE 40% - 60%
800-334-6455
218-739-5231 Int'l
218-739-4879 Fax
Skyvision
1048 FRONTIER DRIVE • FERGUS FALLS, MN 56537
See full page ad in The Market Center

FREE Buyer's Guide

CABLE TV

"BULLET" BUSTER. Protect your cable box against the infamous cable "bullet." The "Bullet" Buster acts as an electronic shield. Installs in-line in seconds. Don't wait until it's too late! \$19.95 + \$3.00 S&H. Visa/MC/Amex. ELECTROMAN, Box 24474, New Orleans, LA 70184. (504) 482-3017.

CABLE — SAFE. Guarantee cable privacy. The one way valve for your cable TV signal. Cable signals come in, but they don't go out! \$29.95, + \$3.00 S&H. Visa/MC/Amex. ELECTROMAN, Box 24474, New Orleans, LA 70184. (504) 482-3017.

DESCRAMBLER SCHEMATICS REVEALED. A powerful guide to descrambling schemes. \$10.00. Visa/MC/Amex. ELECTROMAN, Box 24474, New Orleans, LA 70184. (504) 482-3017.

CABLE UNSCRAMBLED. Everything you want to know about cable, but are afraid to ask. \$10.00. Visa/MC/Amex. ELECTROMAN, Box 24474, New Orleans, LA 70184. (504) 482-3017.

UNIVERSAL DESCRAMBLER. Unscramble signals using your VCR as the tuner. Works with virtually any system, this is the only one you need. Declare cable box independence! \$129.95 + \$5.00 S&H. Visa/MC/Amex. ELECTROMAN, Box 24474, New Orleans, LA 70184. (504) 482-3017.

ATTN. CABLE box owners. Get your Bullet and ID stopper before it's too late. Send \$20.50 to R.R. Enterprise, Box 3532, Easton, PA 18043.

CABLE DESCRAMBLING. New secret manual. Build your own descramblers for cable and subscription TV. Instructions, schematics for SSAVI, gated sync, sinewave, some free methods (HBO, Cinemax, Showtime, UHF, Adult) \$12.95, \$2.00 postage. CABLETRONICS, Box 30502PE, Bethesda, MD 20824.

CABLE DESCRAMBLER! Build for UNDER \$12.00 with 7 Radio Shack parts! Instructions \$8.00: F.A.S.T., Box 369-EP, Pt. Salerno, FL 34992-0369.

CATV TEST chips as low as \$8.95 for testing converter boxes in full service modes. Jerrold, Tocom, Scientific Atlanta, Pioneer BA5XXX — BA67XX cubes clears E2—E5. Micro Masters, 1 (800) 360-7654.

"BASEBAND VIDEO EXPLAINED." Discover what a Baseband Signal is and how it's constructed. Learn the advantages of doing things the "Baseband" Way. \$10.00. Visa/MC/Amex. ELECTROMAN, Box 24474, New Orleans, LA 70184. (504) 482-3017.

ZAP IT! For Jerrold or pioneer cable boxes, descramblers for other models also available. 1-year warranty. 1 (800) 899-9707.

DESCRAMBLERS. CONFUSED? We'll explain all your options. Most models available. Quality service. Sunstate Engineering, 1 (800) 717-1575.

GET THE LATEST TECHNOLOGY IN CABLE CONVERTERS AND DESCRAMBLERS. SAVE ON EQUIPMENT, CABLE RENTAL FEES. WE'LL BEAT ANY PRICE! STEALTHS, M-80, ZENITH, ETC. DEALER INQUIRES WELCOME. VISA/MC/AMERICAN EXPRESS, DISCOVER, C.O.D. QUALITY ENTERTAINMENT 1 (800) 72-BOXES FOR ALL SALES.

SPACE AGE technology. Wireless external activators for all Jerrold, Pioneer, Scientific Atlanta converters, including baseband. Get the whole picture! Guaranteed! Buy where the dealers buy. Wholesale! Call 24 hours (516) 561-3788.

BLOWOUT SPECIAL! Cable hackers handbook, perfect companion for hobbyists or professional. Universal descrambler plans included for free. Only \$24.95 plus \$3.00 S&H. Check or money order please. Bates, 5541 West Quincy, Chicago, IL 60644.

PROTECT YOUR investment. The "Bulletstopper" electronically neutralizes any harmful "surges." SUNSTATE ENGINEERING, 1 (800) 717-1575.

TEST CHIPS under \$15.00. Combo descramblers under \$150.00. Don't get ripped off again, send for report that contains info on over 20 companies to purchase equipment below wholesale! Only \$15.95 guaranteed to save you big \$. Bates, 5541 West Quincy, Chicago, IL 60644.

SATELLITE EQUIPMENT

SATELLITE RADIO BOOK AND GUIDE. New book covers all audio services, SCPC, subcarriers, FM squared, facsimile, press services, weather services. Simple how-to-receive instructions. \$16.95 plus \$3.00 Priority Mail. UNIVERSAL ELECTRONICS, 4555 Groves Road, #12, Columbus, OH 43232. (614) 866-4605.

VIDEOCYEPHER II descrambling manual. Schematics, video and audio. Explains DES, EPROM, CloneMaster, Pay-per-view (HBO, Cinemax, Showtime, Adult, etc.) \$16.95, \$2.00 postage. Schematics for Videocypher Plus, \$20.00. Schematics for Videocypher 032, \$15.00. Collection of software to copy and alter EPROM codes, \$25.00. VCII Plus EPROM, binary and source code, \$30.00. CABLETRONICS, Box 30502PE, Bethesda, MD 20824.

COMPUTER HARDWARE

FREE Catalog. Chips, ICs, parts, products. Amiga, C64/128, IBM, quality electronics. JSP, SSF, CA 94083-5060. 24hrs. (415)871-5158.

**NOW! A QUALITY SATELLITE
SCPC AUDIO RECEIVER**

AT AN AFFORDABLE PRICE



UNIVERSAL SCPC-100 AUDIO RECEIVER

SERVICES ON SCPC RADIO

ALL SPORTS - NEWS NETWORKS - AP - UPI - RADIO NETS - HOMETOWN SPORTS - TALK SHOWS - MUSIC (CLASSICAL, JAZZ, ROCK) - MAJOR RADIO STATIONS - FINANCIAL NEWS - NEW, QUICK LOCATOR CHANNEL GUIDE FURNISHED - OVER 430 CHANNELS AND GROWING!

FEATURES OF THE SCPC-100

MICROPROCESSOR TUNING, EASY TO TUNE - 50 CHANNEL MEMORY RECALL - WORKS WITH 950-1450 SYSTEMS - 3-MINUTE HOOKUP - 1/2" DISPLAY - C AND KU BAND SCPC - DOES NOT DISABLE VIDEO IN USE - USE WITH HI-FI SYSTEM - RECEIVES ALL SCPC CHANNELS - SIMPLE TO USE - TUNE ALL "HIDDEN" CHANNELS.

RETAIL PRICE \$399 + S&H


UNIVERSAL ELECTRONICS, INC.

4555 GROVES RD., SUITE 12, COLUMBUS, OH 43223
(614) 866-4605 FAX (614) 866-1201

**Make your projects
speak for themselves...
Ours do!**

DIGITAL VOICE RECORDERS

- Record up to 218 seconds
- 1 to 8 messages
- High quality speech 12 bit
- Switch-closure actuation
- Sample rates up to 20Khz
- On-board backup
- Direct speaker output
- Wide operating range
- Small size 2.6" X 2.6"
- Made in U.S.A.



MODEL AudioQ™-218

Call or write for more information

OEM price and delivery available
Custom designs and enclosures
Single unit price \$149.00 plus s+h
Quantity pricing as low as \$99.00

GETTECH, Inc.

402 Riley Road, New Windsor, NY 12553
(914) 564-5347

Specifications and price subject to change.



Toll Free, 24 Hours! For orders, dial 800 445 7717. For Fax Facts Instant catalog sheet service, dial 317 849 8683. Computer BBS 317-579-2045. Fax: 317 849 8794.

Email: ACESCANS@aol.com. Mastercard, Visa, Checks, Approved P.O.'s & COD (add \$5.50) & AMEX, Discover. Prices, specs and availability subject to change. Ground shipping and handling charge \$6.95.

10707 E. 106th St. Fishers, IN 46038

ACE COMMUNICATIONS

CIRCLE 25 ON FREE INFORMATION CARD

**Professional Desoldering
Made Easy & Affordable**



Try Our

Unique, All in the Handle, with Built-in Diaphragm Pump for Superior Suction & Efficiency Variable Temperature Control Quick Replacement Filter SMD Removal Capability - ESD Safe Ergonomic Design for Comfort One Year Parts & Labor Warranty

DEN-ON SC7000
Desoldering Tool
for a 15 Day

FREE TRIAL

Regular Price \$499.00

Our Price
\$439.00

We MEET or BEAT Advertized Prices

1-800-394-1984
or Fax (316) 744-1994

Purchase in advance and receive a 30 DAY MONEY BACK GUARANTEE

HOWARD
HEINSTRUMENTS Inc
6222 N. Oliver Wichita, KS 67220
Evaluated in Electronics Now, Jan. 1994

**IMPROVE
YOUR
IMAGE!**

**WITH OUR
VIDEO STABILIZERS**

BEFORE

AFTER



**SUPER VHS
MODEL
AVAILABLE!**

The clearest picture possible playing back movies.

GUARANTEE
to eliminate copy protection.

- No Rolls/Jitters/Flickers/Fading
- Works on all TV's, VCR's Beta & Cable
- Gold Video Connectors & Cables Included
- 2 Year Warranty
- Money Back Guarantee



**VISION
ELECTRONICS**

1-800-562-2252

2125 S. 156TH CIRCLE • OMAHA, NE 68130

**\$139* Laser
LightShow**



Draw with a laser beam! Animation, text, music & more! Includes galvos, servo amp, oscillators, software listing, analog & digital computer interfaces. Call for details



**Computerized
Motors \$39***

Includes: 2 Stepper motors, computer interface, 32 page training manual, & software listing. Expandable system! Up to 12 motors, up to 3 amps per phase. Call for details

* Add \$6 for shipping. Computer with parallel printer port. Assembly, Power supply, & Laser are required

Call or fax for **FREE FLYER**

SVS

Light & Motion
in kit form

1273 Industrial Ply. West Bldg. 460
PO Box 55125
Hayward CA 94545-0125

Voice 510-582-6602
Fax 510-582-6603

CABLE TV DESCRAMBLERS

Never rent again! Save \$100's on premium Cable TV Descramblers & Converters compatible with Jerrord, Scientific Atlanta, Zenith, Pioneer, Tocom and More! Get your best prices and call us last! Please have the MAKE & MODEL # of your area's cable box ready. **GUARANTEED TO WORK IN YOUR AREA!** 1 year warranty and 30 day money back guarantee! **Allstar Electronics 1-800-782-7214**

**PE MARKET CENTER
CLASSIFIEDS**

**MISCELLANEOUS
ELECTRONICS FOR SALE**

THE CASE Against Patents. Thoroughly tested and proven alternatives that work in the real world. \$28.50. **SYNERGETICS PRESS**, Box 809-C, Thatcher, AZ 85552. (520) 428-4073. Visa/MC.

TURBO CHARGE your amplifier. Guide to increase wattage of existing power amplifiers. Send \$7.50 for complete book. **JAM Electronics**, 7391 St. Hwy 78, Gratiot, WI 53541.

REMOTE CONTROL miniature encoded transmitters and receivers. Send for free catalog to: Inventive Solutions, PO Box 8, Stratford, NJ 13470.

FREE BUY/Sell listing searches. FREE 2 month listing. Used/surplus/antique equipment/parts/books. **Communications/Computer/Electronics BBS.** Modem: (201) 993-0811 (8/N/1/ANSI) or Suite 111, 103 Washington, Morristown, NJ 07960.

57 ELECTRONIC Journals. How to get free subscriptions \$5.00. **CABLETRONICS**, Box 30502PE, Bethesda, MD 20824.

BUSINESS OPPORTUNITIES

START your own technical venture! Don Lancaster's newly updated **Incredible Secret Money Machine II** tells how. We now have autographed copies of the Guru's underground classic for \$18.50. **SYNERGETICS PRESS**, Box 809-C, Thatcher, AZ 85552. (520) 428-4073. Visa/MC.

SMALL BUSINESS "Government" loans available nationwide! It's easy when you know how — Call NIC: 1 (800) 226-3601, BF7930.

MAKE \$75,000 to \$250,000 YEARLY. Repairing all kinds IBM monitors. Successful home based business, anywhere. Telephone required. Details: USA \$3.00 cash (no checks), Dealerships: Canada-all foreign countries: \$85.00 for application-brochure. **Randall Display**, Box 2168H, Van Nuys, CA 91404.

GET SERIOUS! A wealth of information to make you wealthy. **Money**, PO Box 69059, Edmonton, Alberta T6V 1A0.

GREAT EXTRA income! Assemble craft products at home. Easy/fun! Program guaranteed! Call: 1 (800) 377-6000 ex7930.

EDUCATION

LEARN IBM PC ASSEMBLY LANGUAGE. Disk \$5.00, Book \$18.00. **ZIPFAST**, Box 12238, Lexington, KY 40581-2238.

ESP, BIOELECTRICITY, microwave hearing, comprehensive booklet ... \$1.00; \$2.00 foreign. **Research Associates**, PO Box 3583, Boynton Beach, FL 33424-3583

PUBLICATIONS

NEW TESLA COIL/HIGH-VOLTAGE NEWSLETTER! Send SASE for more information: **TC/HV Experimenter**, PO Box 173811, Arlington, TX 76003-3811.

SECURITY

HI-TECH. ELECTRONICS, The best for less, (spy, security, laser), catalog \$5.00 postage: F & P Enterprises, Box 51272, Palo Alto, CA 94303-A.

Weeder Technologies

FREE
catalog and construction plans
for any of these kits (limit two)
Call 513-752-0279

Pro-Kit™

P.O. Box 421, Batavia, OH 45103

Educational Kits for the Serious Hobbyist

Caller Block

Connects between your telephone and its wall jack, and prevents the phone from ringing unless the calling party is one which you've entered into memory using your touch-tone phone. Your answering machine can handle all other calls. Change between two separate directories of callers with a simple flip of a switch. \$46.00

Telephone Caller ID

Connects to telephone wall jack. Shows the telephone number of the calling party along with the time of day the call was received, on a 16x1 character LCD display. Stores the info from the last five calls in memory. Complete stand alone, no computer interface needed. \$52.50

Telephone Call Restrictor

Connects to telephone wall jack. Disables all phones on the line if attempting to either: dial a number that has been stored in memory 'Block Mode' or, dial a number that has not been stored in memory 'Allow Mode'. Use touch-tone phone to enter telephone numbers into memory, and choose mode. Program from any phone on the line using your password. \$35.00

50 MHz Frequency Counter

Reads frequency from 1Hz to 50MHz and displays it on a 16x1 character LCD display. Auto-range feature provides floating decimal point and automatically affixes the correct suffix (Hz, KHz, or MHz). Microcontroller based, very few additional components. \$46.50

Telephone Scrambler

Scrambles your voice before sending it over the telephone line, and descrambles it on the other end. Connects between your telephone and wall jack. No modifications are required to your telephone. Full duplex operation. \$43.00

IR Remote Control Receiver

Learns and records the data patterns emitted by standard infrared remote controls used by TVs, VCRs, Stereos, etc. Lets you control all your electronic projects with your TV remote. Seven individual I/O pins can be assigned to any button on your remote, and can be configured for either 'toggle' or 'momentary' action. \$32.00

Vocal Filter

An audio device which can be used with a home component stereo system, to filter out the main vocal sound track from standard stereo recordings (CD, tape, record or FM), leaving the background music to sing along with. Produces your own karaoke tapes. \$40.00

DTMF Decoder/Logger

Keep track of all numbers dialed or entered from any phone on your line. Connects to your telephone wall jack. Decodes all 16 touch-tones and displays them on an LCD display. Holds the last 240 digits in a nonvolatile memory. Scroll through and view all telephone numbers dialed, credit card numbers entered, etc. \$54.50

CABLE TV DESCRAMBLER KITS

Universal-New Product

This Product includes all the Parts, PC Board, Complete Schematic with Functional Guide. Generates Sync for most Video Applications.

\$79.95

Tri-Mode Descrambler

This product includes all the parts PC Board and AC Adaptor.
NO Enclosure included.

\$59.95

SB-3 Descrambler

This Product includes all the Parts, PC Board and AC Adaptor. Enclosure is not included.

\$44.95



Call Toll Free 1-800-886-8699

M & G Electronics, P.O. Box 3310, No. Attleboro Mass. 02761



Anyone implying theft of Cable service will be denied assistance.

NO MASSACHUSETTS SALES!

SILICON-CONTROLLED RECTIFIER PROJECTS

1586T—From TAB Books. A treasure trove of exciting projects using SCR's and other low-cost thyristor devices for power-control applications. Includes a sophisticated burglar-alarm system, an SCR-based smoke-alarm system, a remote-control garage-door opener, and a high-tech light dimmer that uses the output from your stereo to modulate the intensity of your lights. And then there are 20 more. To order—ask for book 1586T, and include your check for **\$12.95 (Includes s&h)** in US and Canada, and order from — **Electronic Technology Today Inc., P.O. Box 240, Massapequa Park, NY 11762-0240.** US funds only, use US bank check or International money order. Allow 6-8 weeks for delivery.

24
SILICON-CONTROLLED
RECTIFIER PROJECTS



MA09

Privacy • Communications • Hobbyist

Experienced & Specialists in: countermeasures
•Scanners •Frequency Counters •Night Scopes
•Confidential Frequencies •Codes •Binoculars •
Spy Scopes •Reports & Journals On Locating
And Removing Electronic Evesdropping Devices •
C.B.'s & Accessories •And Much More
We Guarantee Top Quality! Catalog \$5.00
(deductible with 1st order)
We Also Do "Sweeps" For Local Residents.

Precision Electronics

78 -11 Roseda Blvd, Suite 223

Roseda CA 91335

(818) 344-5863

FAX (800) 555-7446 24 hr orderline

Save Big \$ and watch what you want!

Cable TV Descramblers

Converters • Filters • Accessories

30 day Free Trial - NO RISK!
Unbeatable wholesale prices!
Affordable **extended warranty**
1 Year Warranty on all products

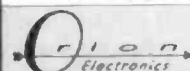
Free
Catalog

Call the cable professionals!

Credit Cards Welcome!

1-800-379-3976

We'll beat anyone's price!



Prices starting
as low as **\$99!**

YOU CAN \$ SAVE BIG \$ AT THE GROCERY STORE

CUT YOUR GROCERY BILL



VEG SOUP	89
BEAN SOUP	98
POT CRIP	1.45
PEAS	.76
MILK 2 1/2 GAL	2.10
DJ GAL	2.99
6 PACK PEPSI	2.99
6 PACK PEPSI	1.55
SPAGHETTI	1.54
BANANAS	2.65
GRITS	.89
GNB BEANS	.89
GNB BEANS	5.50
CORN	2.20
CARROTS	1.95
APPLES	2.97
DIARRIES	
RED PEPPER	
MEAT DEPT	1.10
MEAT DEPT	6.97
COFFEE	6.25
EGGS	4.98
CHEESE	1.44
BUTTER	3.50
SALT	2.40
PAPER PLATES	2.75
FOAM CUPS	3.89
PAPER TOWEL	1.15
SOAP	.98
CBP CARES	4.98
DAY R COOKIES	.98
POP CORN	2.98
BAGELS	2.49
BREAD	1.25
MAGAZINE	1.39
NEWSPAPER	5.50
	.50

DOWN TO SIZE

Save up to 50% and More on over 1,000 National Name Brand Products.

SELECT THE COUPONS YOU WANT FOR THE GROCERIES YOU BUY!

Imagine having a coupon for almost every item that you buy at the grocery store! Think of the savings, especially on double and triple coupon days. By selecting the coupons for the groceries you buy, you will save from 20 to 50 percent and more on your grocery bill! It's Guaranteed!

YOU GET TO SELECT FROM A LIST OF OVER 1000 NATIONAL NAME BRAND PRODUCTS. Kraft, Frito Lay, Colgate, Folgers, Campbells, Nabisco, Oscar Mayer, Green Giant, Johnson's Gerber, Hunts, Kelloggs, Pillsbury, Dole, Heinz . . . And the list goes on!

These manufacturer's coupons can be used wherever you shop and as often as you like. When you use this Grocery Coupon Certificate Book Program, you are guaranteed to save money at the grocery store! You select the coupons you want from a list of over 1,000 national name brand products. Stretching your grocery shopping dollar has never been easier.

Grocery Coupon Certificate Books contain certificates valued at \$10.00 each. For example: the \$200.00 Grocery Coupon Certificate Book contains twenty \$10.00 certificates. Each certificate is redeemed for manufacturer's coupons through the Coupon Redemption Center. The number of \$10.00 Certificates that you redeem at one time depends upon your grocery buying needs. The coupons that you receive can be redeemed at your favorite grocery store. So now you can buy trusted name brand products at generic brand prices using manufacturer's coupons. Your savings are guaranteed when you use this money saving Grocery Coupon Certificate Book Program! You can't lose! Coupons valid in U.S. stores only!



Order Your Grocery Coupon Certificate Book Today!

Yes. I want to save big at the grocery store! Please send the *Grocery Coupon Certificate Book(s)* indicated at right.

Visa MasterCard USA Bank Check US/International Money Order

Total Amount \$ _____ (NY State residents add local sales tax.)

Credit Card No. _____ Expire Date ____/____/____

Signature _____

Print Name _____

Address _____

City _____ State _____ ZIP _____


Send orders to CLAGGK INC., PO Box 4099, Farmingdale, NY 11735-0793. Credit card users may FAX orders: 516-293-3115. US funds only. Prices subject to change. Allow 6-8 weeks delivery.

Please send Grocery Coupon Certificate Book(s) each good for *One Hundred Dollars* of face-value Grocery Coupons, at \$6.95 each. **Plus, receive a Ten Dollar Bonus!**

To save even more money!

Please send Grocery Coupon Certificate Books each good for *Two Hundred Dollars* of face-value Grocery Coupons, at \$12.95 each. **Plus, receive a Twenty Dollar Bonus!**

CB04



MULTIMEDIA on the PC!

What is Multimedia? What can it do for you? It can do lots of nice things! This 184-page book helps you create your own multimedia presentation. Multimedia applications by people like you can revolutionize educational and business applications as well as bring more FUN, FUN, FUN into your leisure computer activities.

Mail coupon to:

Electronics Technology Today, Inc.
P.O. Box 240
Massapequa Park, NY 11762-0240

Please send me my copy of *Multimedia on the PC* (PCP120). I enclose a check or money order for \$18.95 to cover the book's cost and shipping-and-handling expenses. NY state resident must add local sales tax.

Name _____

Address _____

City _____ State _____ Zip _____

All orders must be paid in U.S. funds only. Sorry, no orders accepted outside of USA and Canada. Please allow 6-8 weeks for delivery. MA02

Plant Trees for America™



Ten free Colorado blue spruces, or other conifers selected to grow in your area, will be given to each person who joins the Arbor Day Foundation.

Your trees will be shipped postpaid at the right time for planting in your area, February through May in the spring or October through mid December in the fall. The six to twelve inch trees are guaranteed to grow, or they will be replaced free.

To become a member and to receive your free trees, send a \$10 membership contribution to Ten Blue Spruces, National Arbor Day Foundation, 100 Arbor Avenue, Nebraska City, NE 68410.

Join today, and plant your Trees for America!

 **The National Arbor Day Foundation**

NEW TOOL

Hot-Aero
Miniature Heatgun
For Heat-Shrink Tubing

For
Equipment Repairmen
Electronics Technicians
Hobbyists & Modelers



Uses most adjustable flame lighters • Shrinks tubing in seconds; will not burn tubing nor components • Compact, shirt-pocket size for toolboxes • Safety-valve mouthpiece • Simple & easy to use • Completely portable • No moving parts • Patented air-injector turbocharges the flame, producing a precise 1/8 inch diameter, super-hot air-stream and no carbon soot mess • Unbreakable & built to last a lifetime • Heats-up instantly & cools-down in seconds • Made with precision & top-quality materials; Hardened stainless steel, Heat-resistant nylon, Polyurethane recoil tubing • Professional • Rugged • Limited lifetime warranty • Satisfaction guaranteed

Limited Time, Introductory Price \$14.95

If you solder wire connections together, you will love this tool! Now using heat-shrink tubing with the Hot-Aero is faster, easier and more convenient than tape or big, loud electric heatguns.

Send check/money-order (\$3.00 S/H) to:


Rose Research & Development
P.O. Box 12212 1-800-606-9044
Santa Rosa, CA 95406 Free Color Brochure

PROGRAMMERS

- 1349 DATA I/O CHIPLABS 4800
- 799 DATA I/O CHIPLABS 3200
- 579 EETOOLS ALLMAX
- 249 XELTEK SUPERPRO (R)
- 599 LOGICAL DEVICES 3000
- 599 ADVANTECH PC-UPROG
- 269 SUNSHINE UNIVERSAL
- 449 TUP-300 HILO SYSTEMS
- 449 JDR MCT-EMUP
- 539 TUP-400 HILO
- 429 NEEDHAMS EMP-20
- 679 NEEDHAMS SA-20
- 139 EETOOLS 1 GANG
- 199 EETOOLS 4 GANG
- 49 SUNSHINE 1 GANG
- 99 SUNSHINE 4 GANG
- 169 SUNSHINE 8 GANG
- 349 SUNSHINE 16 GANG

GENERAL DEVICE INSTRUMENTS
(408) 241-7376 Fax 241-6375 BBS 983-1234

The Pocket Programmer



\$129.95

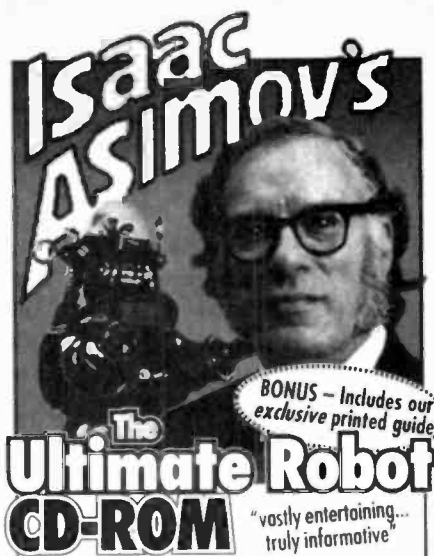
The portable programmer that uses the printer port of your PC instead of an internal card.

Easy to use software that programs E(E)prom, Flash & Dallas Ram. 27(C)/28(C)(F)/29(C)(F)/25 series from 16K to 8 Megabit with a 32 pin socket. Adapters available for MCU's 874X, 875X, Pic, 40-Pin X 16 & Serial Eprom's, PLCC, 5-Gang and Eprom Emulator to 32K X 8.

Same Name, Address & Phone # for 13 Years.... Isn't it Amazing ?

Intronics, Inc.
Box 13723 / 612 Newton St.
Edwardsville, KS 66113 Add \$4.75 CDD
Tel. (913) 422-2094 Add \$4.00 Shipping
Fax (913) 441-1623 Visa / Master Charge

Isaac ASIMOV's



The Ultimate Robot CD-ROM

BONUS - Includes our exclusive printed guide

"vastly entertaining... truly informative"

An incredible interactive collection of robot info, film clips (*Star Wars*, *2001*, etc), stories, mechanical demos & more. View 100's of robot pictures from Sci Fi & industry, read the full text of 50+ Asimov robot stories, assemble & animate on-screen robots. A "must have" resource for every robot enthusiast.

Mac #3-135 or Windows #3-138 \$67.95

Dave's Solar Motor Kit

"Get rolling while the sun shines!"

Now you can harness fusion energy & give life your creations! Everything you need to build a micro powerplant that "pumps" solar energy to drive microbots *without recharging!* Has solar cell, DC motor, parts & great instructions. BONUS: Includes Dave's new article on "Solar Rollerballs" & his other "living" mini robots.

#3-119 \$34.95

Gadgeteer's Goldmine

400+ pages of unique high-tech projects & practical info on robots, Tesla & Van de Graaff generators, Kirlian photos, lasers, holography, night vision, espionage. Illustrations, sources & more. Get it and expand your inventing library!

#3-129 \$19.95

Muscle Wires Project Book & Deluxe Kit

Create direct linear action with *Muscle Wires*! They contract up to 5% when powered! For robots, planes, railroads - anything needing strong all-electric motion. 128 page book has full plans for Boris the motorless robot & 14 other projects. Kit has 1 meter each 50, 100 & 150 µm dia Muscle Wires. Get moving today!

#3-168 \$59.95

Order Toll Free!

24-hour Voice Order Line - VISA MasterCard

800-374-5764

Request our FREE Muscle Wires Technical Brochure

Mondo-tronics

To Order: Send check, MO or credit card info. All orders add \$5.00 P & H. Calif. orders also add sales tax.

524 San Anselmo Ave. #107-86
San Anselmo, CA 94960
Questions: 415-455-9330
Fax: 415-455-9333
Internet: info@mondo.com

International Orders Welcome! First Class P&H: \$11.00

ADVERTISING INDEX

POPULAR ELECTRONICS magazine does not assume any responsibility for errors that may appear in the index below.

Free Information No.	Page	Free Information No.	Page	
25	Ace Communications	129	171 Heath Company	67
163	Advantage Instruments	99	— Home Automation Systems	122
26	Alfa Electronics	102	— Howard Electronics	130
28	All Electronics	104	— I.E.C.	125
—	Allen Engineering	113	— IS CET	92
—	Allison Technology	112	— Information Unlimited	100
—	Allstar Electronics	117, 130	169 Interactive Image Technologies	CV2
140	AMC Sales	121	— Intronics	133
—	Andromeda Research	122	— KDE ELelectronics	123
—	Antique Electronics Supply	79	38 Kelvin Electronics	107
—	Antique Radio Classified	79	— M&G Electronics	131
—	Basic Electrical Supply	116	165 MCM Electronics	121
30	Bel Merit	108	— MD Electronics	111
—	Black Feather	122	— Mega Electronics	127
—	C&C Specialties	128	149 Mendelsohn's	121
—	C&L Electronics	118	42 MicroCode Engineering	5
132	C&S Sales	96	— Ming Engineering	110
—	Circuit Specialties	115	— Modern Electronics	121
—	CLAGGK, Inc.	79, 89	— Mondo-tronics	133
—	CLAGGK, Inc.	123, 124	16 Nat'l Electronic Wholesalers	31
—	CLAGGK, Inc.	127, 132	— NRI Schools	35
—	Cleveland Inst. of Electronics	71	43 Optoelectronics	CV4
—	Command Productions	112	— Orion Electronics	131
—	Comtrad Industries	8, 13, 19	148 Parts Express	125
—	Consumertronics	120	164 Phillips Tech	122
154	Contact East	127	47 Prairie Digital Inc.	118
15	Cook's Institute of Elec. Eng.	81	— Precision Electronics	131
—	CTek	127	46 Print	113
—	Cybermation	119	162 Print	116
137	Dalbani	103	— Progressive Concepts	117
—	Design Computation	127	— Rose Research & Development	133
—	EDE Spy Outlet	117	— The School of PC Repair	79
—	Electronic Equipment Bank	105	— Self-Reliance Co. Inc.	109
139	Electronic Goldmine	95	— Sescom Inc.	119
147	Electronic Rainbow	98	— Show Time	119
—	Electronics Tech. Today CV3, 28, 77	—	— Silicon Valley Surplus	130
—	Electronics Tech. Today	85, 78, 93	— Skyvision Inc.	106, 128
—	Electronics Tech. Today	131, 133	— Software Science	117
—	EMAC	118	— Tab Books	23, 53
—	Firestik II	79	130 Tech Serv	120
172	Foley-Belsaw Institute	73	— Tri Star Satellite Systems	127
—	Forest Electronics	123	136 UCANDO Videos	114
—	Fotronic Corporation	94	— Universal Electronics Inc.	129
—	Gateway Products	109	— US Cable	125
—	General Device Instruments	133	— US Cyberlab	128
—	Get-Tech Inc.	129	— Vision Electronics	130
—	Grantham College of Engineering	3	— Weeder Technologies	131
—	Great Southern Security	127	— Weka Publishing	101
—	Greenleaf Electronics Inc.	112	— World College (Div. of C.I.E.)	29
—	Halcyon Group	113	— WPT Publications	109
170	Hameg Instruments	67	134 Xandi Electronics	114
155	Heath Company	25		

ADVERTISING SALES OFFICE

Gernsback Publications, Inc.
500 Bi-County Blvd.
Farmingdale, NY 11735-3931
1-(516) 293-3000

Larry Steckler, EHF/CET
President

Christina Estrada
Assistant to the President

For Advertising ONLY
1-516-293-3000
Fax 1-516-293-3115

Larry Steckler
publisher

Arline Fishman
advertising director

Denise Mullen
advertising assistant

Kelly Twist
credit manager

**Subscription/
Customer Service/
Order Entry**
1-800-827-0383
7:30 AM - 8:30 PM EST

ADVERTISING SALES OFFICES EAST/SOUTHEAST

Stanley Levitan
Eastern Sales
1 Overlook Ave.
Great Neck, NY 11021-3750
1-516-487-9357, 1-516-293-3000
Fax 1-516-487-8402

**MIDWEST/Texas/Arkansas/
Oklahoma, Colorado, Arizona**

Ralph Bergen
Midwest Sales
One Northfield Plaza, Suite 300
Northfield, IL 60093-1214
1-708-446-1444
Fax 1-708-559-0562

PACIFIC COAST/Mountain States

Anita Bartman
Hutch Looney & Assoc., Inc.
6310 San Vicente Blvd.
Suite 360
Los Angeles, CA 90048-5426
1-213-931-3444
Fax 1-213-931-7309


Electronics Paperback Books

How to Use Op Amps



BP88—How to Use Op Amps...\$5.95. A designer's guide that covers operational amplifiers. Serving as both a source book of circuits and a reference book for design calculations. The text is non-mathematical and easy to understand by most readers.

30 Solderless Breadboard Projects - Book 2



BP113—30 Solderless Breadboard Projects-Book 2...\$5.95. Companion to BP107. Presented in exactly the same style using Verobloc breadboards. All the breadboard projects in this book are based on CMOS logic integrated circuits.



BP177—Introduction to Computer Communications...\$5.95. Details on types of modems and their suitability for specific applications plus details of connecting various computers to modems and modems to the telephone system.

Electronic Board Games



BP350—Electronic Board Games...\$6.00. Twenty novel electronic board games that you can build from the plans in this book. Some games are motor racing, searching for buried treasure or for gold in Fort Knox. —there is something for you to build and enjoy!

Beginners Guide To Digital Techniques



BP61—Beginners Guide to Digital Techniques...\$5.00. Covers the basics of digital techniques—decimal, binary, octal and hexadecimal numbering systems are covered plus insights on weighted and non-weighted binary-coded-decimal codes and alphanumeric codes. The basic building blocks of circuit logic, the common AND, OR, NAND, NOR and EXCLUSIVE-OR gates and bi-stables are thoroughly covered.

A Beginners Guide to Modern Electronic Components




BP285—A Beginners Guide to Modern Electronic Components...\$6.50. It is easy for newcomers to electronics to become confused. There are a great many different types of components available often with numerous variations of each type. This book presents the reader with a vast amount of invaluable parts information to enable the right component to be selected every time for repairs and projects.

PRACTICAL MIDI HANDBOOK



PCP103—Practical MIDI Handbook...\$9.95. The Musical Instrument Digital Interface (MIDI) is surrounded by a great deal of misunderstanding. This book is aimed at musicians and technicians who want to explore the vast capabilities of MIDI. It covers MIDI-based equipment you can use: keyboards, drum machines, sequencers, effects units, mixers, drum pads, guitars. There's also a section on computer music.

Electronic Music and MIDI Projects



PCP119—Electronic Music and MIDI Projects...\$14.95. Save cash by building the MIDI gadgets you need. Want a MIDI Thru box, program change pedal, Metronome, analog echo unit? Over 16 practical and very useful music and MIDI projects.

How to Design and Make Your Own PCB's




BP121—How to Design and Make Your Own PCBs...\$5.75. Simple methods for copying printed-circuit board designs from magazines and books on to copper. Covers all aspects of simple PCB construction as comprehensively as possible.

IC 555 Projects




BP44—IC 555 Projects...\$5.95. Every so often a device appears that is so useful that one wonders how life went on before without it. The 555 timer integrated-circuit chip is one such device. Included are basic and general circuits used by most hobbyists.

ELECTRONIC DATA BOOK



PCP109—Everyday Electronics Data Book...\$10.00. An invaluable source of electronics information—the text contains sections that deal with the underlying theory of electronic circuits and a wide range of practical electronic uses for everyone.

Antennas for VHF and UHF



BP301—Antennas for VHF and UHF...\$6.00. From installing a TV or FM antenna to setting up a multi-antenna array for shortwave listening or amateur radio, this book explains the basics of VHF and UHF antenna operation and installation. The text describes in easy-to-understand terms the essential information about how antennas work, the advantages of different antenna types, and how to get the best performance.

Loudspeakers for Musicians



BP297—Loudspeakers for Musicians...\$6.25. Contains all the information that a working musician needs to know about loudspeakers, the different types, how they work, the most suitable for different instruments for cabinet work, and for vocals. It gives tips on constructing cabinets, wiring up available fittings, finishing and how to connect multi-speaker arrays, etc. Includes ten enclosure designs with plans.

ELECTRONIC POWER SUPPLY HANDBOOK



PCP110—Electronic Power Supply Handbook...\$10.95. All types of power supplies used for electronics purposes are covered in detail, starting with cells and batteries and extending by way of rectified supplies and linear stabilizers to modern switch-mode systems. IC switch-mode regulators, DC-converters and inverters. The devices, their operating principles and typical circuits, are dealt with in detail.

From Atoms to Amperes



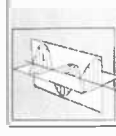
BP254—From Atoms to Amperes...\$6.50. Explains in crystal-clear terms the fundamentals behind the whole of electricity and electronics. Really helps you to understand the basis of the complex subject perhaps for the first time ever.

Practical Digital Electronics Handbook



PCP101—Practical Digital Electronics Handbook...\$9.95. An introduction to digital circuits, logic gates, bi-stables, timers, micro-processors, memory and I/O devices. A special feature of the book is the section on digital test gear projects.

An Introduction to the Electromagnetic Wave



BP315—Introduction to the Electromagnetic Wave...\$5.95. A fundamental and easy-to-understand approach to a complicated theory topic. The beginner requires no more than elementary mathematics and basic knowledge of electronics.

Essential Theory for the Electronics Hobbyist



#228—Essential Theory for the Hobbyist...\$5.25. Supplies to the hobbyist background knowledge tailored to the specific requirements of the hobbyist. Relevant material is presented in a readable manner with minimum mathematics.

TEST EQUIPMENT SPECIALS

- BP239—Getting the Most from Your Multimeter...\$5.95**
Covers analog and digital gear, component and gear testing.
- BP267—How to Use Oscilloscopes & Other Testing Equipment...\$6.95**
Get with the next step to proficient troubleshooting.
- PCP111—Electronic Test Equipment Handbook...\$13.95**
The all-purpose, all-pro handbook that covers basics to in-circuit testing.

SUBSTITUTION GUIDES FOR HOBBYISTS

- BP85—International Transistor Equivalents Guide...\$7.50**
The ultimate guide to replacing foreign and domestic transistors.
- BP108—International Diode Equivalents Guide...\$5.95**
Rectifiers, Zeners, LEDs, OCIs, diacs, triacs...all hobby types.
- BP140—Digital Equivalents and Pin Connectors...\$12.50**
A master reference for builders who design projects.

ELECTRONIC TECHNOLOGY TODAY INC.
P.O. BOX 240, Massapequa, NY 11762-0240

Name _____
Address _____
City _____ State _____ Zip _____
PE6

SHIPPING CHARGES IN USA AND CANADA

\$0.01 to \$5.00	\$2.00
\$5.01 to \$10.00	\$3.00
\$10.01 to \$20.00	\$4.00
\$20.01 to \$30.00	\$5.00
\$30.01 to \$40.00	\$6.00
\$40.01 to \$50.00	\$7.00
\$50.01 and above	\$8.50

SORRY No orders accepted outside of USA & Canada

Total price of merchandise	\$ _____
Shipping (see chart)	\$ _____
Subtotal	\$ _____
Sales Tax (NYS only)	\$ _____
Total Enclosed	\$ _____

Number of books ordered

All payments must be in U.S. funds!

We don't make
SCANNERS,
 We make them
 more *FUN* to use



Featuring The **OptoScan535:**
 Computer Controlled Scanning,
 Tone Decoding and Increased
 Scanning Speed for the Pro-2035

Introducing the OptoScan535, the next generation in computer controlled interface boards for the Radio Shack series of scanners. A Pro-2035 with an OptoScan535 is not only faster than an unmodified Pro-2035, it is faster than any other scanner using computer control. And that's just scratching the surface.

The OptoScan535 comes with two built-in CI-V interface converter jacks, eliminating the need for an external converter box. The OptoScan535 modification provides decoding on screen of CTCSS, DCS, and DTMF (Touch Tone®).

In addition to the speed and performance computer control offers, the OptoScan535 can also be used with the revolutionary Scout™. The Scout Reaction Tune™ feature allows the Scout to simultaneously tune the Pro-2035 through the CI-V port the OptoScan535 modification provides.

Features:

- Computer control of the Pro-2035
- Decodes CTCSS, DCS, and DTMF tones
- Two built-in CI-V data ports
- Use with the Scout™ for Reaction Tune™
- Supported by Probe, Scanstar, Scancat, ScannerWear for Windows, Radio Manager for Windows and WAVE for Mac
- Import files from PerCon FCC database
- Records frequencies into memory locations while unattended
- AM, FM-Narrowband and FM Wideband modes are supported
- Includes Hardware, Computer serial cable, and Demonstration software

*We don't make scanners,
 we make them more fun to use*



\$299

Scanner not included

CC50
 Deluxe Vinyl
 Opto Case.
 Holds Laptop,
 OS535
 &
 Accessories.
 \$39



OPTOELECTRONICS®

Order Line: (800) 327-5912

Tel: (305) 771-2050

Fax: (305) 771-2052

5821 NE 14th Avenue Fort Lauderdale, Florida 33334

Ask about our ScanBlaster Systems; including the Scout™, OptoScan456 or 535 and an array of accessories at great savings.

Contact Factory for shipping prices. Visa, Master Card, & C.O.D. (cash or money order only)

All prices and specifications are subject to change without notice or obligation.

Made in the U.S.A

CIRCLE 43 ON FREE INFORMATION CARD