



# Countersurveillance

**Never before has so much professional information on the art of detecting and eliminating electronic snooping devices—and how to defend against experienced information thieves—been placed in one VHS video. If you are a Fortune 500 CEO, an executive in any hi-tech industry, or a novice seeking entry into an honorable, rewarding field of work in countersurveillance, you must view this video presentation again and again.**

*Wake up!* You may be the victim of stolen words—precious ideas that would have made you very wealthy! Yes, professionals, even rank amateurs, may be listening to your most private conversations.

*Wake up!* If you are not the victim, then you are surrounded by countless victims who need your help if you know how to discover telephone taps, locate bugs, or “sweep” a room clean.

There is a thriving professional service steeped in high-tech techniques that you can become a part of! But first, you must know and understand Countersurveillance Technology. Your very first insight into this highly rewarding field is made possible by a video VHS presentation that you cannot view on broadcast television, satellite, or cable. It presents an informative program prepared by professionals in the field who know their industry, its techniques, kinks and loopholes. Men who can tell you more in 45 minutes in a straightforward, exclusive talk than was ever attempted before.

## Foiling Information Thieves

Discover the targets professional snoopers seek out! The prey are stock brokers, arbitrage firms, manufacturers, high-tech companies, any competitive industry, or even small businesses in the same community. The valuable information they filch may be marketing strategies, customer lists, product formulas, manufacturing techniques, even advertising plans. Information thieves eavesdrop on court decisions, bidding information, financial data. The list is unlimited in the mind of man—especially if he is a thief!

You know that the Russians secretly installed countless microphones in the concrete work of the American Embassy building in Moscow. They converted



**CALL NOW!**

**1-516-293-3751**

**HAVE YOUR VISA or MC CARD AVAILABLE**

what was to be an embassy and private residence into the most sophisticated recording studio the world had ever known. The building had to be torn down in order to remove all the bugs.

## Stolen Information

The open taps from where the information pours out may be from FAX's, computer communications, telephone calls, and everyday business meetings and lunchtime encounters. Businessmen need counselling on how to eliminate this information drain. Basic telephone use coupled with the user's understanding that someone may be listening or recording vital data and information greatly reduces the opportunity for others to purloin meaningful information.

The professional discussions seen on the TV screen in your home reveals how to detect and disable wiretaps, midget radio-frequency transmitters, and other bugs, plus when to use disinformation to confuse the unwanted listener, and the technique of voice scrambling telephone communications. In fact, do you know how to look for a bug, where to look for a bug, and what to do when you find it?

Bugs of a very small size are easy to build and they can be placed quickly in a matter of seconds, in any object or room. Today you may have used a telephone handset that was bugged. It probably contained three bugs. One was a phony bug to fool you into believing you found a bug and secured the telephone. The second bug placates the investigator when he finds the real thing! And the third bug is found only by the professional, who continued to search just in case there were more bugs.

The professional is not without his tools. Special equipment has been designed so that the professional can sweep a room so that he can detect voice-activated (VOX) and remote-activated bugs. Some of this equipment can be operated by novices, others require a trained countersurveillance professional.

The professionals viewed on your television screen reveal information on the latest technological advances like laser-beam snoopers that are installed hundreds of feet away from the room they snoop on. The professionals disclose that computers yield information too easily.

This advertisement was not written by a countersurveillance professional, but by a beginner whose only experience came from viewing the video tape in the privacy of his home. After you review the video carefully and understand its contents, you have taken the first important step in either acquiring professional help with your surveillance problems, or you may very well consider a career as a countersurveillance professional.

## The Dollars You Save

To obtain the information contained in the video VHS cassette, you would attend a professional seminar costing \$350-750 and possibly pay hundreds of dollars more if you had to travel to a distant city to attend. Now, for only \$49.95 (plus \$4.00 P&H) you can view *Countersurveillance Techniques* at home and take refresher views often. To obtain your copy, complete the coupon or call.

**CIAGGK INC.** PE  
P.O. Box 4099 • Farmingdale, NY 11735

Please rush my copy of the Countersurveillance Techniques Video VHS Cassette for a total cost of \$53.95 each (which includes \$4.00 postage and handling).

No. of Cassettes ordered \_\_\_\_\_  
Amount of payment \$ \_\_\_\_\_  
Sales tax (N.Y.S. only) \_\_\_\_\_  
Total enclosed \_\_\_\_\_  
Bill my  VISA  MasterCard  
Card No. \_\_\_\_\_  
Expire Date \_\_\_\_\_ / \_\_\_\_\_  
Signature \_\_\_\_\_  
Name \_\_\_\_\_  
Address \_\_\_\_\_  
City \_\_\_\_\_ State \_\_\_\_\_ ZIP \_\_\_\_\_

All payments in U.S.A. funds. Canadians add \$4.00 per VHS cassette. No foreign orders.

# Popular Electronics®

THE MAGAZINE FOR THE ELECTRONICS ACTIVIST!

## CONSTRUCTION ARTICLES

<b>BUILD THE CALL BLOCKER</b> .....	Terry J. Weeder	31
<i>Spare yourself from unwanted telephone calls with this easy-to-build circuit</i>		
<b>BUILD AN SCA ADAPTER</b> .....	Don McCormick	44
<i>Hear the hidden signals on the FM band</i>		
<b>HOW TO SPLIT A POWER SUPPLY</b> .....	Michael A. Covington	47
<i>Turn any single-sided supply into a dual supply with this power-supply splitter</i>		

## FEATURE ARTICLES

<b>GOING ON-LINE WITH YOUR PC</b> .....	Karl T. Thurber	37
<i>There's an exciting "cyberworld" of information and fun waiting for you on-line</i>		
<b>LEGO FOR THE 1990'S</b> .....	Marc Spiwak	64
<i>Electronics and computers bring our favorite toy into the 1990's</i>		
<b>BUYING USED TEST EQUIPMENT</b> .....	Gerard C.A. Fonte	67
<i>Get a top-notch test bench without going broke</i>		

## PRODUCT REVIEWS

<b>GIZMO</b> .....		49
<i>Panasonic 3DO interactive multiplayer, Samsung home FAX machine, Bogen Friday electronic receptionist, and more</i>		
<b>HANDS-ON REPORT</b> .....		18
<i>Interactive Image Technologies Electronic Workbench</i>		
<b>PRODUCT TEST REPORT</b> .....	Len Feldman	21
<i>Technics mini-component system</i>		

## COLUMNS

<b>MULTIMEDIA WATCH</b> .....	Marc Spiwak	4
<i>Research on CD-ROM</i>		
<b>THINK TANK</b> .....	John Yacono	24
<i>Muscle wire and automotive circuits</i>		
<b>ANTIQUA RADIO</b> .....	Marc Ellis	71
<i>Putting together the NBS crystal set</i>		
<b>COMPUTER BITS</b> .....	Jeff Holtzman	74
<i>It sure is SCSI</i>		
<b>CIRCUIT CIRCUS</b> .....	Charles D. Rakes	76
<i>Fluid detectors</i>		
<b>DX LISTENING</b> .....	Don Jensen	82
<i>South American SW broadcasters</i>		
<b>HAM RADIO</b> .....	Joseph J. Carr	84
<i>Wire antennas</i>		
<b>SCANNER SCENE</b> .....	Marc Saxon	86
<i>A look at mobile extenders</i>		

## DEPARTMENTS

<b>EDITORIAL</b> .....	Carl Laron	2
<b>LETTERS</b> .....		3
<b>ELECTRONICS LIBRARY</b> .....		8
<b>NEW PRODUCTS</b> .....		16
<b>ELECTRONICS MARKET PLACE</b> .....		79
<b>POPULAR ELECTRONICS MARKET CENTER</b> .....		95
<b>ADVERTISER'S INDEX</b> .....		138
<b>FREE INFORMATION CARD</b> .....		139

**Popular Electronics** (ISSN 1042-170X) Published monthly by Gernsback Publications, Inc., 500-B Bi-County Boulevard, Farmingdale, NY 11735. Second-Class postage paid at Farmingdale, NY and at additional mailing offices. One year, twelve issues, subscription rate U.S. and possessions \$21.95, Canada \$28.84 (includes G.S.T., Canadian Goods and Services Tax Registration No. R125166290), all other countries \$29.45. Subscription orders payable in U.S. funds only. International Postal Money Order or check drawn on a U.S. bank. U.S. single copy price \$3.50. © 1994 by Gernsback Publications, Inc. All rights reserved. **Hands-on Electronics** and **Gizmo** trademarks are registered in U.S. and Canada by Gernsback Publications, Inc. **Popular Electronics** trademark is registered in U.S. and Canada by Electronics Technology Today, Inc. and is licensed to Gernsback Publications, Inc. Printed in U.S.A.

Postmaster: Please send address changes to **Popular Electronics**, Subscription Dept., P.O. Box 338, Mount Morris, IL 61054-9932.

A stamped self-addressed envelope must accompany all submitted manuscripts and/or artwork or photographs if their return is desired should they be rejected. We disclaim any responsibility for the loss or damage of manuscripts and/or artwork or photographs while in our possession or otherwise.

As a service to readers, **Popular Electronics** publishes analysis plans or information relating to newsworthy products, techniques, and scientific and technological developments. Because of possible variances in the quality and condition of materials and workmanship used by readers, **Popular Electronics** disclaims any responsibility for the safe and proper functioning of reader-built projects based upon or from plans or information published in this magazine.

**Larry Steckler**

*EHF, CET*

*Editor-In-Chief and Publisher*

## EDITORIAL DEPARTMENT

**Carl Laron**

*Editor*

**Robert A. Young**

*Associate Editor*

**John J. Yacono**

*Associate Editor*

**Teri Scaduto**

*Assistant Editor*

**Evelyn Rose**

*Editorial Assistant*

**Marc Spiwak**

*Editorial Associate*

**Joseph J. Carr, K4IPV**

**Marc Ellis**

**Len Feldman**

**Jeffrey K. Holtzman**

**Don Jensen**

**Charles D. Rakes**

**Marc Saxon**

*Contributing Editors*

## PRODUCTION DEPARTMENT

**Ruby M. Yee**

*Production Director*

**Karen S. Brown**

*Production Manager*

**Kathy Campbell**

*Production Assistant*

## ART DEPARTMENT

**Andre Duzant**

*Art Director*

**Injae Lee**

*Illustrator*

**Russell C. Truelson**

*Illustrator*

**Jacqueline P. Cheeseboro**

*Circulation Director*

**Michele Torrillo**

*P.E. Bookstore*

## BUSINESS AND EDITORIAL OFFICES

Gernsback Publications, Inc.

500-B Bi-County Blvd.

Farmingdale, NY 11735

1-516-293-3000

Fax: 1-516-293-3115

President: **Larry Steckler**

**Subscription**

**Customer Service/Order Entry**

1-800-827-0383

7:30 AM - 8:30 PM EST

Advertising Sales offices listed on page 138

Cover by Loewy Design,  
Photo Illustration by David Kahl

Composition by  
Mates Graphics



Since some of the equipment and circuitry described in POPULAR ELECTRONICS may relate to or be covered by U.S. patents, POPULAR ELECTRONICS disclaims any liability for the infringement of such patents by the making, using, or selling of any such equipment or circuitry, and suggests that anyone interested in such projects consult a patent attorney.

## BUMPS ALONG THE ROAD

Some recent events have given rise to suspicions that all the hype surrounding the so-called "information superhighway" is just that—hype. Several major entertainment providers, most notably Disney, have expressed reluctance in getting involved, at least on the ground floor. Time Warner delayed the introduction of their ambitious Orlando interactive cable service citing both hardware and software problems.

Even many of the much ballyhooed marriages between cable and telephone companies may never be consummated now that the biggest merger of them all, between TCI and Bell Atlantic, has been called off. The companies blamed the FCC's relatively meager attempts to regulate cable rates, claiming that it made it difficult to anticipate future revenues. Most experts believe, however, that the deal was killed by falling stock prices, and that those prices were falling because investors were having doubts that the information superhighway was ever going to be anything more than smoke and mirrors.

We disagree. However, it is becoming clear that there are tremendous technological and social problems that must be overcome before the "Infobahn" (the latest buzzword) becomes a reality. In the meantime, if you can live without "500 channels of video on demand" (and who couldn't?), and you own a personal computer, you can enjoy many of the benefits of the proposed information superhighway right now. In *Going On-Line with your PC* we explore the world of on-line information. On-line you can shop from home; read newspapers and magazines; search information databases; make plane, car, and hotel reservations; send and receive mail; check stock and mutual-fund prices; chat with friends around the country and the world; play games with computer and human opponents; and the list goes on and on. The story also covers the hardware and software that you need, on-line procedures and etiquette, costs, and more; it begins on page 37.

Carl Laron  
Editor

# LETTERS

## RECALLING THE GOOD OLD DAYS

I just read the article "Hamming in the Fabulous Fifties," by Karl Thurber (*Popular Electronics*, March 1994). I got my Novice License in 1955 but, contrary to what Thurber says, a fellow worker with a General Class License gave me the code test and witnessed that I took the written test in his presence. It was not necessary to go to an FCC office. A year later, I did the same for my Technician Class license.

Mr. Thurber brought up many interesting points concerning the era and triggered many fond memories, but he completely ignored the wealth of military surplus equipment that was available at the time. That was the most important factor, as I see it, in allowing those of us with small incomes to get started in this fascinating hobby. Magazines were full of ads for the BC-XXX aircraft receivers, ARC-5 transmitters, etc. My first ham station consisted of a home-brew transmitter and two BC receivers. The extra receiver tuned the second harmonic of the transmitter and functioned as a monitor of my own signal. It doesn't sound like much, but I can't tell you how exciting it was.

My last license expired about 1965, and even then it had been long unused. I have two sons, both licensed amateurs, although neither is very active at the present time. They have both suggested that I get my license back, but I just don't think there is much there anymore. It appears to me that the good old ARRL sold out to commercial interests and started the recruiting of CB'ers in order to open up new markets for equipment manufacturers. I go to hamfests from time to time, and they aren't the same either—just a lot of guys with strange-looking call signs on their caps, all carrying miniature transceivers and muttering what sounds like CB lingo. I doubt that many of them have ever built anything at all, or would be able to repair their store-bought equipment. I guess it is now possible to "join the ranks" without learning Morse code—unthinkable!

All in all, I guess that ham radio is a "dead horse" that must live only in memory, like many things from bygone eras.  
K.R.C. (ex-K8BZX)  
Mogadore, OH

## MORE HAMMING IN THE FIFTIES

In his enjoyable article, "Hamming in the Fabulous Fifties," Karl T. Thurber, Jr. states that Novice Class ham license exams were given at FCC offices because "there were no volunteer examiners then."

Not so! Novice and Technician Class exams became available from volunteers beginning in 1954. Exams for the Conditional Class (now part of the General Class) license and its predecessor, the Class C license, were administered by volunteer examiners since the latter's creation by the Federal Radio Commission in 1933.

Moreover, written exams for the predecessors of Class C, the Temporary Amateur License and Amateur Second Grade, were "self-administered" by the applicant beginning with the dawn of amateur licensing in 1912. The truth is that the federal government has never relied exclusively upon itself to administer all amateur-radio examinations!  
N.D.F., N3DF  
Boulder, CO

## WORLD-BAND RADIO CORRECTION

I particularly enjoy the receiver projects that you publish from time to time and would like to see more of them. I found Lyle Williams' article "Build a World-Band Regenerative Radio" (*Popular Electronics*, March 1994) to be especially interesting. The regenerative and super-regenerative receivers are classic receiver designs for the beginner, and Lyle's design is quite interesting from several perspectives. I plan to build at

least one with my amateur-radio students.

Other readers might not have noticed that the formula that appears on page 36 is incorrect. The correct formula for computing the necessary inductance for the three free-resonant circuits is:

$$L = [1 / (6.96 \times 10^{-5})]^2$$

Great article otherwise!

R.O.  
Chatanooga, TN

## HAVES & NEEDS

I am writing to see if any of your readers can locate the circuit boards or the circuit-board patterns used for the "System E" and "LS/100A" model lighting kits. Those two systems are from Paul M. Hewitt's book *Star Fleet Assembly Manual 4*. Neither Mr. Hewitt nor his company

are still at the listed addresses, so I can't order them. The publishing company's address is not listed in the book, which is about ten years old. The circuit board was designed by Russell B. Dawe. Any information as to the whereabouts of Mr. Hewitt or Mr. Dawe would be appreciated. I am also on the lookout for Mr. Hewitt's *Star Fleet Assembly Manuals 2 and 3*. Thank you.

R.D. HORTON  
201 Butler Blvd.  
Wilmore, KY 40390

I am looking for the schematic for a Mantola AM-Shortwave receiver, model 572. I will gladly pay for any copying and postage costs. Thank you.  
MICHAEL ROBERTS  
583 North Prospect Street  
Marion, OH 43302-2367

**GREAT NEW PRICE!**

**GLOBAL SPECIALTIES** **PROTOLAB™**

Build and Test Actual Circuits  
On Your PC Using This Complete  
Electronics Laboratory!

**NOW ONLY \$49.95!**  
was \$129.95

**OPTIONAL PROTOWARE™ \$19.95**

System Requirements  
IBM/PC  
512K RAM  
EGA/VGA Video  
& mouse

**PROTOLAB™**

A state of the art electronics lab perfect for the hobbyist, student, or engineer. Build and experiment with actual circuits, using a variety of components, including resistors, capacitors, inductors, general impedance, AC voltage sources, batteries, and AC/DC current sources. Then, analyze your circuits with built-in high tech instruments. You can expand your lab with the optional PROTOWARE™ modules.

**GLOBAL SPECIALTIES®**  
70 Fulton Terrace, New Haven, CT 06512  
(203) 466-6103 • Fax: (203) 468-0060  
**(800) 572-1028**

**an Interplex Industries company**

CIRCLE 14 ON FREE INFORMATION CARD

# MULTIMEDIA WATCH

By Marc Spiwak

## Research on CD-ROM

**M**oveable type changed publishing forever; it put literature in the hands of the common man. Slowly but surely, CD-ROM is again changing the face of publishing. Not by replacing printed matter, but by enhancing it.

I think that a replacement for paper books is a long way off; I personally wouldn't want to cozy up with my computer to read a good book, and I'm sure you wouldn't either. Read-

ory, and that will run for months on a single charge. Until then I'll do my writing and editing on a PC and my reading from books and magazines. But I wouldn't think of doing research on anything but my PC.

Microfiche replaced microfilm, and CD-ROM will surely replace microfiche if my guess is correct. You see, a single CD-ROM can hold nearly 700 megabytes of data—that's enough for thousands of books, entire encyclopedia volumes, several years' worth of a particular magazine, or even one year's worth of hundreds of different magazines. The powerful search capabilities that are possible with CD-ROM make finding what you're looking for a breeze, and multimedia lets you see things in ways that otherwise would be impossible.

To date, many different publications are available on CD-ROM, and I'm sure that some day all magazines will be available in that format. To prove how popular these discs already are, *PC Magazine* announced the sale of a disc containing the entire contents of the past 12 months of the magazine for about \$15. The disc makes it easy to research anything mentioned during the past year, which is quite a task with the paper-bound product. It was said that if sales were good, the CD-ROM version would become a full-time product. Sales were indeed good—the disc was sold out in short order.

## PUBLISHING ON CD-ROM

I've been examining a number of different publications on CD-ROM, some with a familiar title, and others without. One of them is a disc called *Computer Select* from Ziff-Davis Publishing. This incredible disc contains a year's worth of over 150 computer publications. More than 75,000 articles are contained on the disc, as well as specifications for over 75,000 hardware and software products. A powerful search engine in both DOS and Windows versions makes sifting through all the information very easy.

Computer Select lets you search by word, product, author, publication, topic, date, and so on, or by any combination of requirements. I wanted to know more about a game I'm going to be looking at called *Iron Helix*, so I searched Computer Select for information on it. Included on the disc were several articles that mentioned *Iron Helix*. The only drawback to Computer Select is its price; a one-year subscription is about \$1200 for a single user.

At a much more affordable price (\$69.95), *USA Today, The '90s, Volume 1*, from Context Systems, is a multimedia time capsule of current events. The CD-ROM contains more than 112,000 stories that appeared in the newspaper between January 1, 1990 and August 31, 1992. The disc includes complete text



*NauticusCD from Metatec is a "multimedia, multimedia magazine" with articles, movies, music, shareware, demos, drivers, and much more.*

ing printed material is much easier on the eyes than staring at a computer monitor for hours, and it's certainly more convenient for reading a book in bed. I figure that books will be replaced by silicon when we're able to buy a \$50 appliance that's about the size and weight of a book, has a display with laser-printer clarity, the ability to store several books in mem-

from the newspaper, hundreds of color photos, and audio clips. Because it runs under Windows, USA Today is very easy to use.


Besides basic topics like top events, news, money, sports, and life, there's in-depth coverage of major historic events such as the Persian Gulf War and the collapse of communism.

Another news-related disc is *Newsweek Interactive*. The subscription price for four quarterly issues is \$99.95. The disc is available in both the DOS format and in the CD-ROM XA format for Sony's MMCD player. *Newsweek Interactive* combines text, audio, video, narration, and color photos. In addition to special feature articles on each disc, an archive of the previous three months of *Newsweek* is included.

While *Newsweek Interactive* runs fast and includes full-screen color photos, it does require VESA-compatible SVGA video and 570K of free conventional memory. Once I ran a boot disc that freed up enough memory on my machine, and ran a VESA driver, *Newsweek* worked well.

Two similar products are available from Compact Publishing: *The 1993 Time Almanac* and *CNN Newsroom Global View*. The *Time Almanac* includes more than 20,000 articles—everything from 1989 to January 4, 1993, and selected articles dating back to 1923. Also included are photos, charts, maps, and over an hour of current and historical video footage. The *Time Almanac* runs in Windows and costs \$99.95.

*CNN Newsroom Global View* deals with world affairs but does not include complete text from any particular source. Instead it cross references over an hour of television footage



*In The Company of Whales* is sure to enchant the young and young-at-heart.

to various interviews, articles, commentary, and charts. A world atlas, world clock, and calendar are included. *Global View* sells for \$49.95 and runs in DOS.

Encyclopedias have been popular multimedia titles from the beginning. That's because multimedia features combined with "something for everyone" makes for an excellent family-entertainment bargain. I just got *The New Grolier Multimedia Encyclopedia*, and it sure is fun to explore. Everything is here: photos, charts, maps, video, animation—you name it. I really wish I had something like this when I was in school; perhaps I actually would have studied a little if I did!

One of the best things about *The New Grolier Multimedia Encyclopedia* is its new low price of \$149.95—down from \$395. Supposedly this price is for a limited time only, but if the disc sells well at the low price, it probably won't go back up again—at least I hope not. At \$149.95, this disc is a terrific investment, and it's useful for the entire family. It's much cheaper than a set of encyclopedia books, and takes up a lot less space.

#### CD-ROM ONLY

Some day many publications will probably be on CD-ROM only, but one such product that's here today is *NautilusCD* from Metatec. *NautilusCD* is published monthly, and only on CD-

ROM. It's basically a "multimedia, multimedia magazine." The basic subscription price for 12 issues of *NautilusCD* is \$119.40, and discounts are often available.

Imagine if a magazine came with a 600-mega-byte hard drive chock full of goodies every month. That's basically what *NautilusCD* is. Every month, in addition to various articles, the subscriber receives sample fonts, archive photos, WAV files, CD audio tracks, software demos, games, and more. Had I looked at my copy of *Nautilus* just two days earlier, I could have saved myself a long-distance telephone call to Canada to download the latest drivers for my video card; current drivers for all types of hardware are included every month. From

now on, I'll surely check out my new copy of *NautilusCD* as soon as I get it—I don't want to miss anything useful.

#### NEW STUFF

Aris Entertainment just sent me their most recent *MediaClips* disc, *Animal Kingdom*. This disc contains 100 wildlife photos, 25 videos, and 100 new-age audio clips, all of which may be reproduced royalty-free. This is the first title to combine MPEG, MPC, and Macintosh-compatible material. MPEG promises full-screen, full-motion video for people who have installed an add-on MPEG board. (I'll be looking at one in the next few months.) *Animal Kingdom* is \$29.95.

Even *The Discovery Channel* is getting into multimedia with their *In The*



THE MOST  
**AN IMPORTANT PART  
OF YOUR PHOTOCOPIER  
ISN'T PART OF  
YOUR PHOTOCOPIER**

Having a machine may not permit you to photocopy books, journals, newsletters and magazines.

The Copyright Clearance Center CAN.

Contact us to find out how you too can COPY RIGHT!<sup>SM</sup>

#### COPYRIGHT CLEARANCE CENTER

222 Rosewood Drive, Danvers, MA 01923 ☐ Tel. (508) 744-3350 ☐ Fax (508) 741-2318

© 1993 Copyright Clearance Center

## WHERE TO GET IT

ARIS ENTERTAINMENT  
310 Washington Boulevard,  
Suite 100  
Marina del Rey, CA 90292  
(310) 821-0234

COMPACT PUBLISHING  
5141 MacArthur Blvd.  
Washington, DC 20016  
(800) 244 6363

CONTEXT SYSTEMS, INC  
2935 Byberry Road  
Hatboro, PA 19040  
(215) 675-5000

DISCOVERY ENTERPRISES  
7700 Wisconsin Avenue  
Bethesda, MD 20814  
(301) 986-1999

GROLIER ELECTRONIC  
PUBLISHING, INC.  
Sherman Turnpike  
Danbury, CT 06816  
(203) 797-3530

HYPERGLOT SOFTWARE  
COMPANY  
PO Box 10746  
5108-D Kingston Pike  
Knoxville, TN 37939  
(615) 558-8270

METATEC  
7001 Discovery Blvd.  
Dublin, OH 43017  
(800) 637-3472

NEWSWEEK INTERACTIVE  
444 Madison Avenue  
New York, NY 10022  
(212) 350-4000


QUADRA INTERACTIVE  
701 Palomar Airport Road, 3rd  
Fl.  
Carlsbad, CA 92009  
(619) 931-4755

QUICKSHOT TECHNOLOGY,  
INC.  
47473 Seabridge Drive  
Fremont, CA 94538  
(510) 490-7968

TIME WARNER INTERACTIVE  
GROUP  
2210 W. Olive Avenue  
Burbank, CA 91506  
(800) 482-3766

ZIFF-DAVIS PUBLISHING  
One Park Avenue  
New York, NY 10016  
(212) 503-4400

*Company Of Whales* CD-ROM. This complete collection of whale information contains video, text, speech, and sound. It runs in Windows so it's very easy



*These Sound Mate Ultra speakers from QuickShot give your multimedia setup plenty of punch without excessively denting your wallet.*

to use. Kids are sure to love this disc, and with a price of \$49.95, parents will love it too.

If you want to teach yourself a foreign language, then Hyperglot is the company you should be calling. They market a complete line of language software on CD-ROM. These multi-disc sets let you read, write, and hear a foreign language. With the CD-ROM format, you can quickly jump from section to section, and learn a new language at your own pace. My wife wanted to pick up a little Italian, so she's been playing with *Berlitz Think & Talk Italian*. The CD-ROM certainly has more patience with her than many instructors would!

The Time Warner Interactive Group distributes lots of multimedia titles. One of them, *It's All Relative*, contains over 50 video shorts of comedians from Comedy Central's *Short Attention Span Theater*. The disc is available in MPC and Mac versions and lets you easily jump from category to category, and from comedian to comedian. It sells for \$49.95. *Sound It Out Land* is a \$49.95 musical adventure for kids that helps them learn how to read. Four animated characters guide

children through the land of sounds. Six original songs on the disc will also play on any audio CD player.

*Hell Cab*, also distributed by Warner, is a wild time-travel adventure in a New York Hell Cab with a 666 license plate and a driver named Raul. The game starts off when you're greeted by Raul at the airport. He suggests that you take a ride with him to kill some time, but it could be you who gets killed in this bizarre, but at times slow journey through time. Some of the video in *Hell Cab* is amazingly lifelike, especially when Raul turns around when you tap him on his back in the cab. *Hell Cab* seems to require the most recent Windows video drivers in order to run properly, but that's not all that uncommon. This is the only \$99.99 disc I know of that lets you go to the top of the Empire State Building and have a look around. *Hell Cab* is available in Mac and Windows versions.

The *Journeyman Project* from Quadra Interactive, also for Mac or Windows, runs at a smooth quick pace, and is one of my favorite games so far. The year is 2318. Somebody or some thing has been messing around with time travel and has altered the course

of history. Your job as a member of the Temporal Protectorate is to locate the source of the alteration and restore things to normal, without changing history yourself. The graphics and sound effects in this game are superb.

## A SOUND INVESTMENT.

One thing that enhances any multimedia session is a good pair of speakers connected to your sound card. QuickShot, a company that makes a wide variety of game controllers and PC accessories, just sent me their latest PC speakers, the *Sound Mate Ultra*. These magnetically shielded, amplified, 2-way bass-reflex speakers provide 40 watts of power, with controls for balance, bass, and treble located on the righthand one. Unless you want to rock the house with your PC, you'll find the *Sound Mate Ultra* to be more than powerful enough. At \$99.99 a pair, anyone in need of multimedia speakers should check these out.

For people on a tighter budget, QuickShot also makes the *Sound Mate 3* and the *Sound Mate 4*, priced at \$27.99 and \$29.99, respectively. While those little guys don't pack the punch of the *Sound Mate Ultra*, they are perfect for a basic multimedia setup. ■



*"Of course you can't see anything—that's why it's called nightvision."*



## Introducing a New Era In Technical Training.

World College, an affiliate of the Cleveland Institute of Electronics, was created to provide a four year, independent study, technical degree program to individuals seeking a higher education. The Bachelor of Electronics Engineering Technology Degree, offered by World College, prepares students for high-paying careers in electronics, telecommunications, electrical power, computer and control systems. World College's curriculum is taught in an effective, time-proven, independent study environment. With World College's flexible study schedule, students have the opportunity to work or spend time with their family without having to worry about rigid scheduling residential colleges offer.

## A Quality Education with a Flexible Schedule.

In a world heavily dependent on electronic equipment, people who understand electronics will have no problem putting their knowledge to work... in high-paying careers. The staff and faculty of World College have invested over ten years developing, what we believe to be, the finest independent-study, baccalaureate degree program available. World College's mission is to instill in each student the knowledge, education, and training that employers are seeking for the many technical positions available today. It's a program created to provide the best education and training possible with a flexible schedule to match your busy lifestyle.



World College is currently seeking approval to confer the Bachelor Degree from the Virginia Council of Higher Education.

# Earn A Bachelor of Electronic Engineering Technology Degree from



**WORLD  
COLLEGE**  
*Bringing Technology Home!*

Lake Shores Plaza  
5193 Shore Drive, Suite 113  
Virginia Beach, VA 23455-2500

## Send For Your Free Course Catalog.

Take the first step towards a new start in life. Send for World College's Free Independent Course Catalog today and discover how easy and affordable it is to get started on your Bachelor Degree.

World College is affiliated with



## Complete the Entire Degree Program Under One Roof. Yours!

Only World College offers an independent study, four year technical degree which can be completed through one school. All lab equipment\*, parts, and software are included in your tuition and the program's 300-plus laboratory experiments can be completed in your own home.

## You Pay Only For Time Actually Used.

World College not only provides a means to earn a Bachelor Degree while fulfilling current obligations, but there are no restrictions on how fast you can complete the program. At World College, you pay tuition only for the actual upper-level semesters it takes to graduate. The quicker you complete the program, the less you pay in tuition. It's an effective way to keep you motivated in order to complete the course and move on to a better paying position as quickly as possible.

Currently not available in Ohio.

\* Student must have access to a personal computer system.

**YES!** Please send me

World College's Free Course Catalog detailing the full curriculum.

Name: \_\_\_\_\_

Address: \_\_\_\_\_

Apt: \_\_\_\_\_

City: \_\_\_\_\_

State: \_\_\_\_\_ Zip: \_\_\_\_\_

Phone: ( \_\_\_\_\_ ) \_\_\_\_\_

Age: \_\_\_\_\_

Return to: WAH09

World College  
Lake Shores Plaza  
5193 Shore Drive, Suite 113  
Virginia Beach, VA 23455-2500

# ELECTRONICS LIBRARY

## The FCC Rule Book

by Rick Palm, K1CE

Amateur radio has grown and developed under a dynamic regulatory environment that has fostered technological growth and encouraged diversity. Federal Communications Commission rules define amateur radio, spell out its purposes, and clarify the legal guidelines and conduct of behavior that operators must follow. Because the FCC rules are such an intrinsic part of the hobby, this book has been a popular title among hams for the past decade. Now in its ninth edition,

radio enthusiasts can apply those rules to their daily operating. The book explains how the rules are made, and how hams can be a part of the rule-making process. It includes reference information on operating abroad, international regulations, a listing of countries that allow third-party traffic handling with U.S. amateurs, band plans, testing procedures, call-sign assignments, and more.

*The FCC Rule Book costs \$9 and is published by The American Radio Relay League, 225 Main Street, Newington, CT 06111; Tel: 203-666-1541; Fax: 203-665-7531.*


**CIRCLE 90 ON FREE INFORMATION CARD**

## 1994 PRECISION WEATHER INSTRUMENTS CATALOG

from Davis Instruments

You can do more than talk about the weather—you can monitor it with the equipment offered in this 14-page, full-color catalog. Davis' new line of weather-monitoring instruments offers redesigned displays and keyboards, upgraded features—including humidity, dew point, and barometric trend—and state-of-the-art microprocessors for enhanced accuracy. All models measure highs and lows with time and date, and offer metric conversion at the touch of a key. Programmable alarms and scan routines allow the units to be customized. Accessories include rain monitors, temperature/humidity sensors, and the Weatherlink, which allows any model to record, summarize, and graph stored weather information on an IBM-compatible PC or a Macintosh.

*The 1994 Precision Weather Instruments Catalog is free upon request from Davis Instru-*



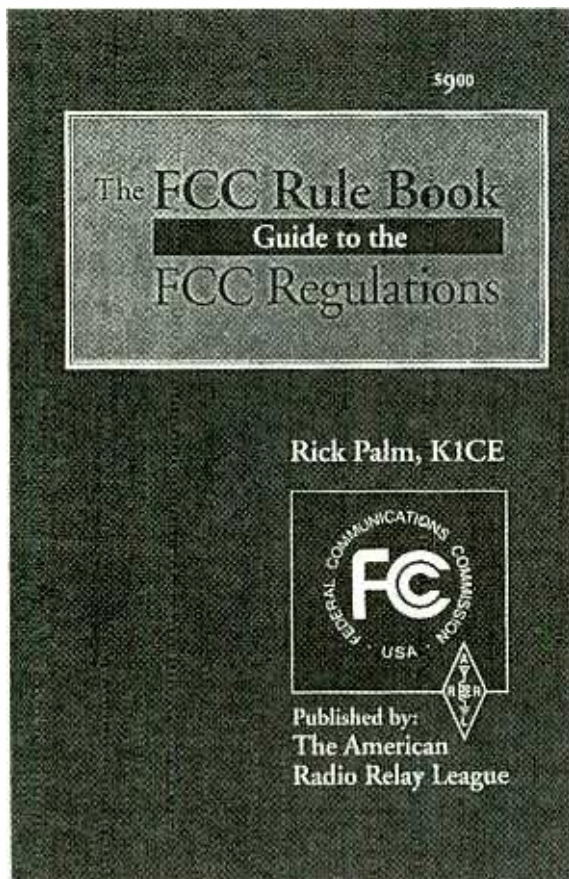
*ments, 3465 Diablo Avenue, Hayward, CA 94545; Tel: 510-732-9229; Fax: 510-732-9188.*

**CIRCLE 91 ON FREE INFORMATION CARD**

## AN INTRODUCTION TO SATELLITE COMMUNICATIONS


by F. A. Wilson

Satellites are instrumental in today's communications, providing us with a wealth of television programming and a host of other communications services. Hundreds of them are already in orbit, and more are following in quick succession. This book strives to give readers an appreciation of what those satellites are and how they work. Written at a moderately technical level, the book is aimed not at the expert in the field, but at the general electronics engineer or enthusiast who would like to learn the basics of satellite technology. Students and beginners with some interest in electronics should also be able to grasp the complex concepts, which are presented in as simple a manner as possible. Little more than elementary mathematics is required for the main text. For



the book provides an up-to-date set of the amateur rules found in Part 97 as well as a clear understanding of how amateur-

## An Introduction to Satellite Communications



those who prefer to go into more depth, additional technical detail is included in the appendices. For the do-it-yourselfer, the book provides practical advice on choosing and installing the most problematic part of home satellite systems—the dish antenna.


*An Introduction to Satellite Communications (order number BP326) is available for \$7.95 plus \$2.50 shipping and handling from Electronics Technology Today Inc., P.O. Box 240, Massapequa Park, NY 11762-0240.*

CIRCLE 97 ON FREE INFORMATION CARD

## GREAT RADIO READS!

from Tiare Publications

Tiare's 1994 catalog is filled with books that will help you get the most from your radio hobby, no matter what form it takes. The catalog features books covering everything from amateur-radio QSL'ing to scanning your local law-enforcement agencies to tuning in radio signals from outer space. Other books can show you how to work more



stations, log more stations, get a better response from your QSL'ing efforts, and run your ham station more efficiently. A new division of Tiare, LimeLight Books, offers general non-fiction titles for the radio enthusiast.


*Great Radio Reads! (Catalog #8) is available for \$1 from Tiare Publications, P. O. Box 493, Lake Geneva, WI 53147; Tel: 800-420-0579 (8AM to 6PM Central Time).*

CIRCLE 92 ON FREE INFORMATION CARD

## ELECTRICAL CONTRACTOR: Start and Run a Money-Making Business

by Dan Ramsey

This book provides apprentice and journeyman electricians with the knowledge they need to make it on their own without a business degree. It offers sound advice on how to start or expand a self-owned electrical-contracting company. The book



begins by describing the latest opportunities for residential, commercial, and industrial electricians, including the newest technologies that make electrical contracting more productive and profitable than in the past. The book goes on to address all the issues that would-be contractors are likely to face. Those include choosing a location and obtaining a license; obtaining financing; reducing overhead; estimating jobs and setting prices; hiring and managing employees; leasing versus buying equipment; finding and keeping customers; minimizing risk; marketing and advertising; and communicating

# SURVEILLANCE & SECURITY

## FM TRANSMITTERS MINIATURE (KITS)

- 3-VOLT FM XMTR, up to 300 ft. indoors, 1500 ft. outdoors
- PHONE XMTR, range to 500 ft., uses phone-line power
- Sound-Activated XMTR, range to 500 ft.
- 2-STAGE XMTR, 9-Volt, very powerful

All above require simple soldering at 2 to 4 places. Broadcast on std FM band. Assemble in less than 5 minutes. Any of the above **\$29.95\*\***

**TELE CALL FORWARDER.** Transfers incoming calls to any number you select. **\$99.00\***

**CALLER ID.** Registers incoming number and stores to 50 numbers. **\$99.00\***

**TEL REGISTER WITH PRINTER.** Records dialed number, duration, and prints record. 16-digit display with security lock control. Stores up to 40 calls. **\$149.00\***

**TEL REGISTER W/O PRINTER.** Records dialed number and time. 16-digit display. Holds up to 145 numbers in memory. **\$99.00\***

**12-HOUR LONG-PLAY RECORDER.** Modified Panasonic. Records 6 hrs. on each side of 120 tape (supplied). Compatible with VOX and Tel Rec Adapter. **\$119.00\***

**VOX VOICE-ACTIVATED SWITCH.** Makes recorder self-activating with voices or other sounds. Great for radios and scanners. Provisions for external mike and/or patch cord. **\$28.50\*\***

**TELEPHONE RECORDING ADAPTER.** Records incoming and outgoing calls. Use of handset controls recorder and records both sides of conversation. **\$28.50\***

**TELEPHONE SCRAMBLERS.** Over 51,000 separate codes; impossible to break code. Assures utmost privacy. **\$295.00\***

**VOICE CHANGER.** Changes man's voice to lady's and vice versa. 4 separate settings. Ideal for disguising voice. **\$29.95\***

## RF BUG DETECTORS, AND MUCH MORE

For Shipping and Handling add \*\$5.00 and \*\*\$2.00 per item. Colo. residents add sales tax. Mail Order. VISA, M/C. COD's o.k. Inquire for dealer prices. Free catalog.

TOLL FREE 1-800-926-2488

## A.M.C. SALES, INC.

193 Vaquero Drive  
Boulder, CO 80303  
Tel: (303) 499-5405  
Fax: (303) 494-4924

Mon-Fri 8 a.m. - 5 p.m. Mtn. Time

CIRCLE 151 ON FREE INFORMATION CARD

with clients, employees, partners, and government officials. The book includes practical worksheets that make it easy to estimate jobs and costs, keep track of income and expenses, and bid on jobs.

*Electrical Contractor: Start and Run a Money-Making Business costs \$17.95 and is published by Tab Books Inc., Blue Ridge Summit, PA 17294-0850; Tel: 1-800-233-1128.*

**CIRCLE 98 ON FREE INFORMATION CARD**

## MS-DOS 6 EXPLAINED

by N. Kantaris & P.R.M. Oliver

To use a PC effectively, you must have a thorough working knowledge of its operating system. This book helps readers gain such an understanding of MS-DOS 6. For those who are upgrading, the differences between versions 5 and 6 are explained wherever possible. Written for busy, non-expert PC users, each self-contained



chapter builds upon what was taught in previous chapters.

The book explains the enhancements over previous versions, how the operating system is structured, how to use directories and subdirectories to effectively structure the hard drive, how to use the DOS Shell graphical interface, how to manage disk files, and how to use the MS-DOS editor to fully configure the system. In addition, it covers how to increase memory using MemMaker, how to increase speed, how to write batch files to automate system operation, and how to write and

implement multiple configurations. The book describes the use of Microsoft Utilities such as DoubleSpace, MsBackup, and AntiVirus. A summary of all DOS commands, illustrated with examples, is provided in the last chapter.

*MS-DOS 6 Explained (order number BP341) is available for \$7.95 plus \$2.50 shipping and handling from Electronics Technology Today Inc., P.O. Box 240, Massapequa Park, NY 11762-0240.*


**CIRCLE 97 ON FREE INFORMATION CARD**

## LOOKING GOOD IN PRINT: A Guide to Basic Design for Desktop Publishing

by Roger C. Parker

There's more to successful desktop publishing than learning to use the software. Good design is a basic element of any effective printed material, be it a newsletter, an ad, a manual, or a letter. Aimed at any computer-literate but "graphically challenged" desktop publisher—regardless of the type of hardware and software being used—this book teaches the elements of good design. As it guides the reader through the maze of boxes, grids, screens, fonts, clip art, and other graphic elements, it offers guidelines, advice, and a wealth of ideas for creating professional materials.

The third edition contains new information on adding impact and accent with color in a new chapter with 24 pages of four-color illustrations. It also explains how to choose, place, crop, and retouch photos; work with service bureaus; and vast resources of ready-made art that are available to desktop



publishers for a minimal cost.

*Looking Good in Print, Third Edition costs \$24.95 and is published by Ventana Press, P. O. Box 2468, Chapel Hill, NC 27515; Tel: 919-942-0220; Fax: 919-942-1140.*

**CIRCLE 93 ON FREE INFORMATION CARD**

## ELECTRONIC PARTS AND COMPONENTS CATALOG

from MCM Electronics

More than 1000 new items, including expanded lines of computer and cellular products and a selection of appliance-repair parts, are highlighted in this comprehensive catalog of parts and components. In total, the catalog features more than 20,000 items in dozens of product categories.



*The Electronic Parts and Components Catalog (#32) is free upon request from MCM Electronics, 650 Congress Park Drive, Centerville, OH 45459-4072; Tel: 800-543-4330.*

**CIRCLE 80 ON FREE INFORMATION CARD**

## 1994 PRODUCT GUIDE OF ENGINEERING SOFTWARE AND HARDWARE TOOLS

from BSOFT Software

This 32-page booklet describes PC Bus board and engineering software products for PC's and compatibles. It contains detailed information on digital-I/O, data-acquisition, and signal generation products as well as engineering-schematic and PC-board CAD-related software.

The 1994 Product Guide of Engineering Software and Hard-


ware Tools (Catalog #7) is free upon request from BSOFT Software, Inc., 444 Colton Road, Columbus, OH 43207; Tel: 614-491-0832; Fax: 614-497-9971.

**CIRCLE 81 ON FREE INFORMATION CARD**

## BASIC ELECTRONIC COMMUNICATIONS FOR THE FCC GENERAL RADIOTELEPHONE OPERATOR'S LICENSE EXAM

by Victor F. C. Veley

This comprehensive study guide and reference work provides all the information necessary to pass the FCC General Radiotelephone Operator's License (GROL) exam. More than just a sampling of exam questions, the book provides detailed answers and explanations that help aspiring technicians fully understand the principles of electronic communications. Starting with the basics of alternating and direct current, the book progresses logically through the operation and use of diodes and power supplies, transistors and other semiconductor devices, AM and FM transmitters and receivers, transmission lines and antennas, microwaves and radar, numbering systems, and digital



concepts. The Ship Radar Endorsement (Element 8) is also thoroughly covered.

*Basic Electronic Communications for the FCC General Radiotelephone Operator's License Exam costs \$24.95 and is published by Tab Books Inc., Blue Ridge Summit, PA 17294-0850; Tel: 1-800-233-1128.*

**CIRCLE 98 ON FREE INFORMATION CARD**

# Turn a Faulty VCR Into a Profit

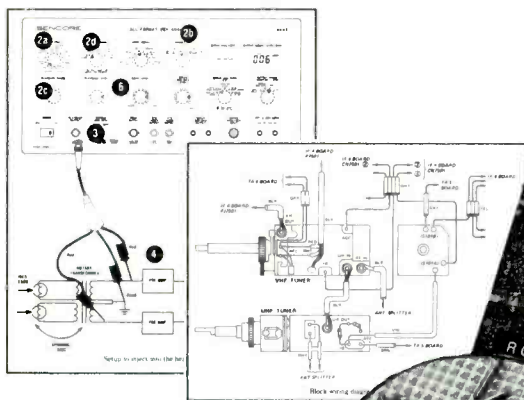
Newly revised, **MAINTAINING AND REPAIRING VCRs** is the ONE book you need to quickly pinpoint any malfunction and fix it right down to the component level.

## See how easy it is to make successful VCR repairs

Packed with hundreds of helpful pinout diagrams and exploded-view illustrations, **MAINTAINING AND REPAIRING VCRs** gives you the

“... gives all the necessary information for learning the art of troubleshooting popular brands.”

—*Electronics For You*




how-tos to tackle even the trickiest VCR, Beta, or camcorder repairs. Don't spend your time looking through service literature, and using trial and error.

Everything you need to turn a broken VCR into cash in your pocket is here in **MAINTAINING AND REPAIRING VCRs**.

## Turn to Bob Goodman for expert advice

Bob Goodman walks you through every service, maintenance and repair you make, giving you actual case problems, symptoms to watch for, and solutions for each.




**MAINTAINING AND REPAIRING VCRs** will help you master maintenance and repair procedures, including how to:

- Adjust belt and drive wheels
- Replace audio and video heads
- Fix damaged or weak control functions
- Minimize damage caused by contaminants
- Repair and replace dirty switch contacts
- Troubleshoot electronic or mechanical servo malfunctions
- Identify and correct video head sticking and friction
- Turn a snowy, weak picture into a crisp, strong picture
- Adjust an improperly running tape path
- And much more.

“... fully explains the mechanical systems and electronic circuitry ... also details servicing data on all popular brands of VCRs.”

—*VIDEO Magazine*

**FREE UNIVERSAL TEST LEAD KIT WITH EACH ORDER!**



*Includes 14 electronic tools that you can use to test and measure equipment.*

Please cut along dotted line

## 3 Easy Ways to Order:

**CALL 1-800-822-8158**

**FAX: 1-717-794-5291**

**Mail: TAB/McGraw-Hill Inc.  
Blue Ridge Summit, PA 17294-0840**

**YES**, send me **MAINTAINING AND REPAIRING VCRs—3rd Ed. (#023969-XH)** to examine **FREE** for 30 days. After 30 days, I will pay \$39.95 plus postage, handling and applicable state and local sales tax. If I am not completely satisfied, I can return the guide and owe nothing.

Name \_\_\_\_\_

Address \_\_\_\_\_

City \_\_\_\_\_ State \_\_\_\_\_ Zip \_\_\_\_\_

Telephone \_\_\_\_\_

Signature **X** \_\_\_\_\_

order invalid without signature

Order subject to credit approval and acceptance by McGraw-Hill. Prices subject to change. Orders made outside the U.S. and Canada must be prepaid in U.S. dollars drawn on U.S. banks, and include an additional \$5.00 postage and handling.

SP64PV3

# NEW PRODUCTS

## Instant Home-Theater Sound

Presenting a unified approach to home entertainment, *Sony's SA-VA3* is a complete Dolby Pro Logic Surround Sound audio system that can be set up in ten minutes. The SA-VA3 includes front and rear speakers, built-in amplifier, and a Dolby surround-sound processor. The system features four amplified A/V speakers—two specifically designed for the front and two optimized for the rear surround-sound channel; an integrated center channel, built-in Dolby Pro Logic, five surround-sound modes; and a super woofer. The complete system adds dramatic



impact to any audio track for movies, music videos, or video games.

The SA-VA3 home-entertainment sound system has a suggested retail price of \$950. For additional information, contact Sony, 1 Sony Drive, Park Ridge, NJ 07656.

**CIRCLE 100 ON FREE INFORMATION CARD**

### FRONT-AND-REAR LASER DETECTOR

Because police laser-monitoring devices can clock both approaching and receding vehicles, *BEL-Tronics' Super Wideband with Laser Plus* series of integrated radar/laser detectors feature rear laser detection. No added attachments are required for rear detection. Besides Dual Tracking Laser

(DTL) system, the new detectors also feature a wide field of view for off-axis laser detection and advanced super-wideband



Ka radar detection to pick up signals from 33.4 to 36 GHz.

Each model in the series features dual-patented Fundamental Mixer Technology (FMT), which uses a fundamental-mixer response to detect each radar frequency and provide maximum sensitivity to all radar bands. Each also features advanced signal-processing techniques that automatically eliminate common sources of falsing for both radar and laser, a combination power/volume control, instant-on audio and visual alerts, single-setting CTY mode, and memory retention for all mode selections. The top-of-the-line *645STi-P*, pictured here, also offers "Shadow Technology" for complete immunity to the Interceptor VG-2 or any other radar-detector detector.

Prices for the Super Wideband with Laser Plus series of radar/laser detectors range from \$279.95 to \$499.95. For more information, contact BEL-Tronics Limited, 8100 Sagi Parkway, Covington, GA 30209; Tel: 404-787-6500 or 800-828-8804; Fax: 404-784-9898.

**CIRCLE 101 ON FREE INFORMATION CARD**

### SCREEN MONITOR/SURGE SUPPRESSOR

As a member of the EPA's Energy Star program, *Tripp Lite's Power Miser*, a combination screen monitor and surge

suppressor, is recognized as a power-conserving computer accessory. The Power Miser saves electricity by automatically turning off power-hungry computer monitors when no keyboard activity is detected. The user can select shut-off times ranging from five to 60 minutes, using a convenient slide adjustment. Keyboard activity instantly restores the monitor. By powering down the computer monitor, the Power Miser can provide savings up to \$190 per year per monitor.

The device is also a four-outlet surge suppressor with superior spike and line-noise filtering for connected equipment. It provides 720 joules of



surge suppression and excellent RFI and EMI noise rejection. Installation is simple, with all cables included.

The Power Miser screen monitor/surge suppressor has a suggested retail price of \$99.95. For further information, contact Tripp Lite, 500 North Orleans, Chicago, IL 60610-4188; Tel: 312-329-1777; Fax: 312-644-6505.

**CIRCLE 102 ON FREE INFORMATION CARD**

### NOTEBOOK COMPUTER SCREEN FILTER

To provide privacy for notebook PC users who work on airplanes, trains, and other public places, *Kantek's Secure-View* notebook filter renders the dis-

## Just like these Fully Trained Electronics Professionals



*"Thanks to CIE I have tripled my previous salary, and I am now in a challenging and rewarding new field where only the sky is the limit."*

**Daniel Wade Reynolds**  
Industrial Electrician  
Ore-Ida Foods



*"CIE was recommended to me by my boss. It was appealing since I could study at my own pace at home and during business travel."*

**Dan Parks**  
Marketing Manager/Consumer Products  
Analog Devices, Inc.



*"I loved the flexibility CIE offered. It was the only way I could continue both school and my demanding job."*

**Britt A. Hanks**  
Director of Engineering  
Petroleum Helicopters, Inc.



*"I liked the way the school was set up with laboratory assignments to enforce conceptual learning. The thing which impressed me the most about CIE's curriculum is the way they show application for all the theory that is presented."*


**Daniel N. Parkman**  
Missile Electro-Mechanical Technician  
U.S. Air Force



*"Completing the course gave me the ability to efficiently troubleshoot modern microprocessor based audio and video systems and enjoy a sense of job security."*

**Tony Reynolds**  
Service Manager/Technician  
Threshold Audio & Video

# Graduate with an Associate Degree from CIE!



CIE is the best educational value you can receive if you want to learn about electronics and earn a good income with that knowledge. CIE's reputation as the world leader in home study electronics is based solely on the success of our graduates. And we've earned our reputation with an unconditional commitment to provide our students with the very best electronics training.

Just ask any of the 150,000-plus graduates of the Cleveland Institute of Electronics who are working in high-paying positions with aerospace, computer, medical, automotive and communications firms throughout the world. They'll tell you success didn't come easy...but it did come...thanks to their CIE training. And today, a career in electronics offers more rewards than ever before.

### CIE'S COMMITTED TO BEING THE BEST...IN ONE AREA...ELECTRONICS.

CIE isn't another be-everything-to-everyone school. CIE teaches only one subject and we believe we're the best at what we do. Also, CIE is accredited by the National Home Study Council. And with more than 1,000 graduates each year, we're the largest home study school specializing exclusively in electronics. CIE has been training career-minded students for nearly sixty years and we're the best at our subject...  
**ELECTRONICS... IT'S THE ONLY SUBJECT WE TEACH!**

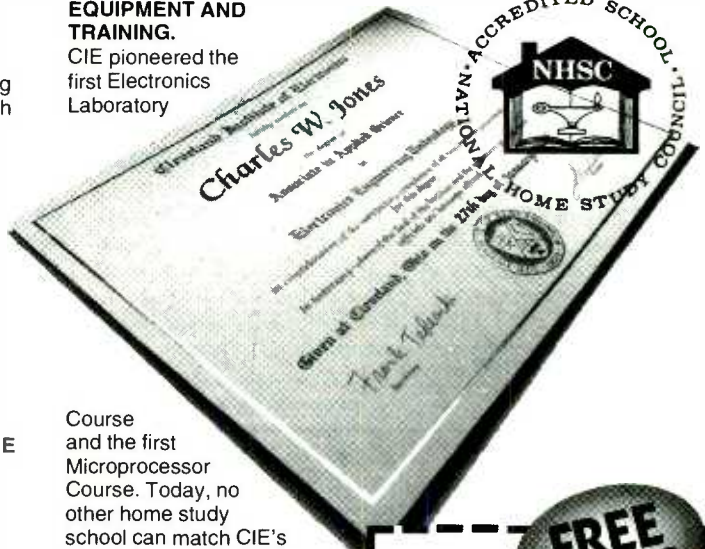
### CIE PROVIDES A LEARNING METHOD SO GOOD IT'S PATENTED.

CIE's AUTO-PRO-GRAMMED® lessons are a proven learning method for building valuable electronics

career skills. Each lesson is designed to take you step-by-step and principle-by-principle. And while all of CIE's lessons are designed for independent study, CIE's instructors are personally available to assist you with just a toll free call. The result is practical training... the kind of experience you can put to work in today's marketplace.

### LEARN BY DOING...WITH STATE-OF-THE-ART EQUIPMENT AND TRAINING.

CIE pioneered the first Electronics Laboratory



Course and the first Microprocessor Course. Today, no other home study school can match CIE's state-of-the-art equipment and training. And all your laboratory equipment, books and lessons are included in your tuition. It's all yours to use while you study and for on-the-job after you graduate.

### PERSONALIZED TRAINING...TO MATCH YOUR BACKGROUND.

While some of our students have a working knowledge of electronics others are just starting out. That's why CIE has developed twelve career courses and an A.A.S. Degree program to choose from. So, even if you're not sure which electronics career is best for you, CIE can get you started with core lessons applicable to all areas in

electronics. And every CIE Course earns credit towards the completion of your Associate in Applied Science Degree. So you can work toward your degree in stages or as fast as you wish. In fact, CIE is the only school that actually rewards you for fast study, which can save you money.



**YES!** I want to get started. Send me my CIE course catalog including details about the Associate Degree Program. (For your convenience, CIE will have a representative contact you - there is no obligation.)

Please Print Clearly

AH54

Name \_\_\_\_\_

Address \_\_\_\_\_

City \_\_\_\_\_

State \_\_\_\_\_ Zip \_\_\_\_\_ Age \_\_\_\_\_

Phone No. \_\_\_\_\_

Check box for G.I. Bill Benefits.

Veteran


Active Duty

**Cleveland Institute of Electronics, Inc.**  
1776 East 17th Street  
Cleveland, OH 44114

*A School of Thousands.  
A Class of One. Since 1934.*

Send for CIE's FREE Course Catalog and See How We Can Help Your Career Too!

play blurred and illegible when viewed from the side. Viewed straight-on, the image is perfectly clear—and glare is reduced by 99% thanks to multiple thin-film coatings. When viewed from either side, however, light is scattered to distort



the image. The filter is designed for all backlit and TFT LCD displays, and allows for excellent light transmission without changing the optical image of text and graphics. Made of optically pure safety glass mounted in an injection molded, durable, ABS-plastic frame, the filter weighs only seven ounces.

The Secure-View notebook filter, including a carry/storage case, has a suggested retail price of \$119. For further information, contact Kantek Inc., 15 Main Street, East Rockaway, NY 11518; Tel: 516-593-3212; Fax: 516-593-3295.

**CIRCLE 103 ON FREE INFORMATION CARD**

## HEAVY-DUTY THERMOMETERS

Two Heavy Duty Type K Thermometers from Extech accept either single or dual inputs for wide measuring ranges of  $-050^{\circ}\text{C}$  to  $1000^{\circ}\text{C}$  ( $-58^{\circ}\text{F}$  to  $2000^{\circ}\text{F}$ ). Each is highly accurate (to  $\pm 0.3\%$ ) and offers a front-panel offset adjustment to optimize accuracy. The thermometers are encased in a rugged package for field use.



The single-input Model 421305 offers 0.1" or 1" resolution; the dual-input Model 421306 offers 1" resolution and also provides differential readings. Both models are Centigrade/Fahrenheit switchable. Maximum reading, data hold, and auto polarity are displayed on each unit's large 3½-digit LCD readout. Each thermometer comes with a 9-volt battery, a rubber holster with stand, a wrist strap, and a bead-wire temperature probe.

The single-input and dual-input thermometers cost \$79 and \$99, respectively. For additional information, contact Extech Instruments Corporation, 335 Bear Hill Road, Waltham, MA 02154; Tel: 617-890-7440; Fax: 617-890-7864.

**CIRCLE 104 ON FREE INFORMATION CARD**

## HOME-STUDY ELECTRONICS ENGINEERING TECHNOLOGY DEGREE

A leading electronics home-study school, the *Cleveland Institute of Electronics (CIE)*, has organized *World College*, which offers a Bachelor's Degree in Electronics Engineering Technology (BEET). The independent-study program concentrates on electronics technology and also includes courses on computer engineering, mathematics, basic science, communications, social science, and humanities. World College, which is located in Virginia Beach, has been authorized to enroll students in the BEET program by the Virginia Council of Higher Education, and is currently awaiting the Council's approval to grant the BEET degree. World College is also accredited by the Accrediting Commission of the National Home Study Council.

For additional information, contact World College, 1776 East 17th Street, Cleveland, OH 44114; Tel: 800-243-6446.

**CIRCLE 105 ON FREE INFORMATION CARD**

## 32-SWITCH REED-RELAY CARD

A versatile PC-based switching solution from *AccuSys*, the *32-Switch Reed Relay Card*, allows PC's to control real-world ap-

plications by smoothly switching any signal. Offering simple-to-use and completely configurable low power management of analog or digital signals, the card can be used in such diverse applications as flight simulators, home automation, irrigation systems, modem switching, and even model-train operation. An expanded options connector allows more switch configurations than other switch cards, including conditional and multi-conditional switching combinations. New circuitry allows status checks of any relay with a simple software inquiry. An optional Windows application,



"Win-Switch," offers simple control and relay scheduling with an easy graphic interface. A broad selection of addressing options allow the user to populate any ISA-slot compatible system with as many cards as there are slots available. That allows a single PC to control hundreds of signals. If an application requires a lot of specially wired cards, mini-daughterboards are available optionally for easy replication of special relay interconnections. An optional B-side connector, which provides discrete access to both sides of all relays, is also available.

The 32-Switch Card, including software primitives in Assembler, BASIC, C, Fortran, Cobol, FoxPro, and dBase, costs \$395. The B-Side connector costs \$29, and "Win-Switch" costs \$89.95. For more information, contact *AccuSys, Inc.*, Information Group, 3695 Kings Row, Reno, NV 89503; Tel: 702-746-1111.

**CIRCLE 106 ON FREE INFORMATION CARD**

## QUICK-BOND KIT

To provide rugged, instant bonding of metals, rubbers, and plastics, *Planned Products' 4300 Circuit Works Quick-Bond Gel Kit* includes an accelerator that can be applied directly over the adhesive. The kit is intend-



ed for design, prototype, and repair applications, and is well suited for filling gaps, wide tolerances, and bonding dissimilar materials. The one-part, cyanoacrylate gel will not spread to unwanted areas after application. It can be used alone, or with the accelerator for instant bonding. Bonding is instantaneous as the accelerator contacts the adhesive, assuring reliable results regardless of temperature or humidity. Cured Quick-Bond Gel is a colorless solid that resists shock, impact, and temperature cycling. Applications include bonding jumper wires to circuit boards, fixturing surface-mount components, component mounting, strain relief, shallow potting, and general instant bonding.

The 4300 Circuit Works Quick-Bond Gel Kit, including the gel adhesive, the accelerator, and a brush and a pipette for applying the accelerator, costs \$6.95. For further information, contact *Planned Products*, 303 Potrero Street, Suite 53, Santa Cruz, CA 95060; Tel: 408-459-8088; Fax: 408-459-0426.

**CIRCLE 107 ON FREE INFORMATION CARD**

## CORDLESS PHONE/ANSWERING SYSTEM

*Sanyo's CAS-170* cordless telephone/digital TAD provides noise-free, tape-free convenience. With all-digital recording, an integrated chip stores up to 18 minutes worth of incoming messages, and two 60-second outgoing messages. The record-memo function allows the user to record a message for a family member or friend without calling in. A two-digit LED call counter lets the user know exactly how many messages have been received. The answering machine also features a time/day stamp, two-way recording from the base or the handset, extension-



phone disconnect, rapid message erasing, announce-only mode, and 100 user-selected security codes. The phone features Compaander IV noise reduction, which compresses the audio signal at the base and amplifies it at the headset,



which leaves noise outside audible levels. The CAS-170 also offers 10-million digital security codes.

The CAS-170 cordless telephone with digital answering system has a suggested retail price of \$229.99. For more information, contact Sanyo, 21350 Lassen Street, Chatsworth, CA 91311-2329; Tel: 818-998-7322; Fax: 818-701-4149.

**CIRCLE 108 ON FREE INFORMATION CARD**

### AC-ONLY CHARGERS/DISCHARGERS

With more and more 8mm and VHS camcorder owners recognizing the importance of eliminating battery memory, chargers and reconditioners are becoming must-have accessories. *Sima's PowerMax Models SPM-8 and SPM-9* are specialized charger/dischargers in that they are AC-only. The SPM-8 is for use exclusively with 6-volt batteries, the most commonly used type. The SPM-9 can be used with virtually all 6-, 7.2-, and 9.6-volt batteries. In addition, the



SPM-9 features an auto-select mechanism that automatically senses battery voltage and begins charging/discharging. Users don't have to remember to switch the unit to the proper setting. Both products fully discharge and then charge camcorder batteries in one automatic and continuous cycle.

The PowerMax Models SPM-8 and SPM-9 chargers and reconditioners have suggested retail prices of \$37.45 and \$47.45, respectively. For more information, contact Sima Products Corporation, 8707 North Skokie Blvd., Skokie, IL 60077.

**CIRCLE 109 ON FREE INFORMATION CARD**

### CLAMP-ON DIGITAL MULTIMETER

The use of advanced Hall-effect technology allows *Wavetek's CDM600* digital multimeter to measure currents without requiring the user to interrupt circuits.



The clamp-on instrument can measure AC and DC current up to either 200 amps (high resolution of 100 mA) or 600 amps without disturbing the circuitry. The CDM600 has two ranges—200 and 600 amps—for measuring AC and DC current with 1% accuracy. The multimeter measures AC voltage to 750 volts, DC voltage to 100 volts, and resistance to 2000 ohms. An auto-zero control eliminates the effect of stray magnetic fields while measuring DC current. Other features include a continuity beeper and a data-hold switch to freeze the measurement value on the display.

The CDM600 digital multimeter costs \$249. For further information, contact Wavetek Corporation, 9145 Balboa Avenue, San Diego, CA 92123; Tel: 619-279-2200.

**CIRCLE 110 ON FREE INFORMATION CARD**

## Earn Your B.S. Degree in ELECTRONICS or COMPUTERS



### By Studying at Home

Grantham College of Engineering, now in our 43rd year, is highly experienced in "distance education"—teaching by correspondence—through printed materials, computer materials, fax, and phone.

No commuting to class. Study at your own pace, while continuing on your present job. Learn from easy-to-understand but complete and thorough lesson materials, with additional help from our instructors.

Our Computer B.S. Degree Program includes courses in BASIC, PASCAL and C languages—as well as Assembly Language, MS DOS, CADD, Robotics, and much more.

Our Electronics B.S. Degree Program includes courses in Solid-State Circuit Analysis and Design, Control Systems, Analog/Digital Communications, Microwave Engr, and much more.

An important part of being prepared to *move up* is holding the right college degree, and the absolutely necessary part is knowing your field. Grantham can help you both ways—to learn more and to earn your degree in the process.


Write or phone for our free catalog. Toll free, 1-800-955-2527, or see mailing address below.

Accredited by  
the Accrediting Commission of the  
National Home Study Council

**GRANTHAM**  
**College of Engineering**  
Grantham College Road  
Slidell, LA 70460



# INTERACTIVE IMAGE TECHNOLOGIES, LTD. ELECTRONICS WORKBENCH



CIRCLE 119 ON FREE INFORMATION CARD

*An educational time-and-money saving lab in a computer for beginners and seasoned hackers alike.*

**F**ace it, economically things are tough. Certainly tough enough to keep many would-be electronics hobbyists from buying their first suite of test equipment. Purchasing lots of must-have parts also adds to the burden. So where's the next generation of electronics whizzes going to come from? The answer to that question might be "the virtual lab!"

I know what many of you are thinking, "where's the romance of burnt transistor and soldering-iron scars on the kitchen table." For nostalgia's sake, something in me sympathizes with that point of view. But now I own the kitchen table, not to mention the test equipment. I don't want my kid to have a go at either just yet, so a lab simulator is the next best thing. Furthermore, if the software is instructive in-and-of itself, so much the better—you can't learn much from a piece of mute test equipment.

The Electronics Workbench software-based lab we'll discuss in this article is just the thing. It's easy to use, full-featured, and educational. Its on-line

help and excellent manual make it a good learning experience for a beginner.

Also, the manual's explanation of its circuit-simulation techniques and how to alter simulation parameters allows the experienced user to tweak to his heart's content. So much so, that I'm sure that even I'll be using it to test spur-of-the-moment designs and test-equipment-sensitive circuits alike. It will also come in handy when I'm pressed for time, as building and reworking a virtual circuit takes much, much, less time than prototyping the real thing—even on solderless breadboard. Reworking a design is proportionally easier, as well.

The software is divided into two independent parts: the analog module and the digital module. That is because it cannot run hybrid analog/digital simulations. For that reason, each module only contains parts and test equipment pertinent to its function. For example, a logic analyzer is only present in the digital simulator. Still, the two simulators have many

things in common, so let's discuss the commonalities first.

**Basic Features.** The software requires an IBM-compatible 286 or greater running DOS 3.0 or higher, with at least 2MB of available hard-disk space, 640KB RAM, a Microsoft-compatible mouse, and EGA or VGA graphics. It can support a math-coprocessor, but one is not required.

Complete with a schematic-design area (called a "breadboard"), a parts-selection area (called a "parts bin"), and simulated test instruments, the modules permit you to draft a circuit, stimulate it with input, simulate its operation, and view its functioning. You can also obtain printouts of a schematic, the parts it contains, and test-instrument displays. All the common laser and dot-matrix printers are supported.

The screen for both modules is divided up into a few important areas. Let's start with the very top border. There to the left are depictions of the available test instruments. That area is

called the "instrument shelf." In the middle, the circuit type (analog or digital) and filename appear. To the right are some program-control icons. One on-screen button activates the simulation; another calls for a pull-down menu. The other two are for scrolling around the schematic and the parts bin (both of which can be larger than the screen allows).

The parts bin is along the right border of the screen. It contains schematic depictions of the parts, not simple labels. There's also a connection dot, and power and ground symbols. If you want, you can create your own parts (say, to adjust the operating parameters of the active analog components) using the program's macro feature.

The rest of the screen is the work area in which you draft a schematic and connect test equipment to it. Both the items in the parts bin and the test-equipment icons are dragged to the breadboard area for use. You can use as many copies of parts as you like, but only one copy of each test instrument is allowed. To get to an instrument's control/display panel, you simply double-click on its icon.

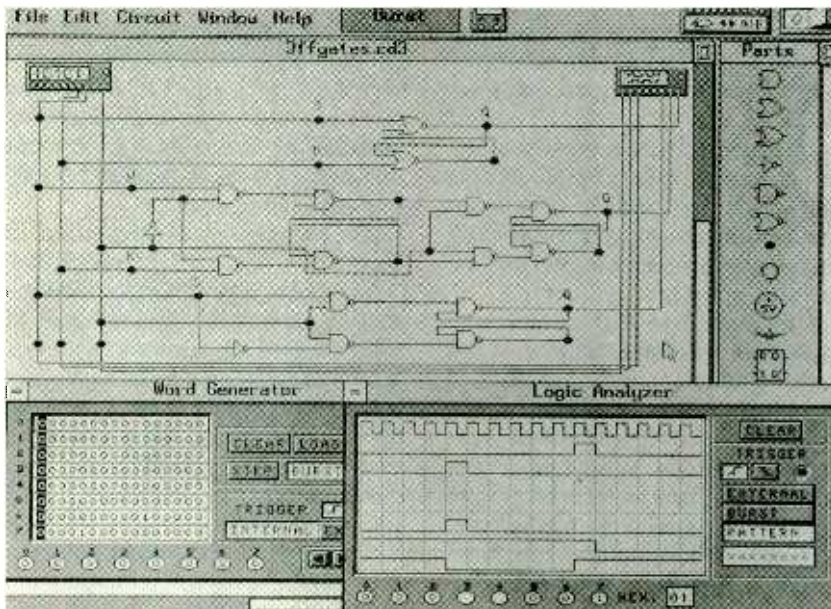
Wires between parts leads, power points, connection dots, and test-equipment terminals are routed automatically. You just move the cursor close to the business end of an item (a

lead, connection dot, terminal, or whatever) until a "handle" (a dark square) appears. Then you click and drag a wire to its destination where another handle appears, and then release the mouse button.

To edit parts already on the schematic, you must first select them by enclosing them in a special rectangle. The rectangle is formed by clicking the right mouse button where you want one of its corners, then dragging the mouse to position its diagonal corner. Once selected, the objects can be manipulated by commands from the menu. The menu allows you to get help on, create, cut, copy, move, label, set values for, or rotate items; zoom in, zoom out, or clear the screen; set defaults; load or save schematics; or print.

By the way, on-line help for any component can also be had by selecting it and pressing the F1 key. If you create your own parts, you can provide help text for them, too.

**Analog Module.** The Analog Module automatically sets up Spice simulations for its circuits. However, the program allows you complete control of all of the simulation's parameters. Furthermore, the program can do both transient and steady-state analysis to determine how the circuit functions at turn on and thereafter, respectively.




Here's the digital simulator showing off its two most-powerful test instruments—the word generator and logic analyzer—at the bottom of the screen. Note how the icons for the units are wired to the schematic.

# 45,296 ELECTRONIC COMPONENTS

Whether you order 1 part or  
all 45,296...MOUSER stocks  
and...ships same day!!

CALL...  
(800) 992-9943



for your  
FREE  
CATALOG

2401 Hwy 287 N.  
Mansfield, TX 76063

**MOUSER**  
**ELECTRONICS**  
Sales & Stocking Locations Nationwide

CIRCLE 163 ON FREE INFORMATION CARD

## Be an FCC LICENSED ELECTRONIC TECHNICIAN!



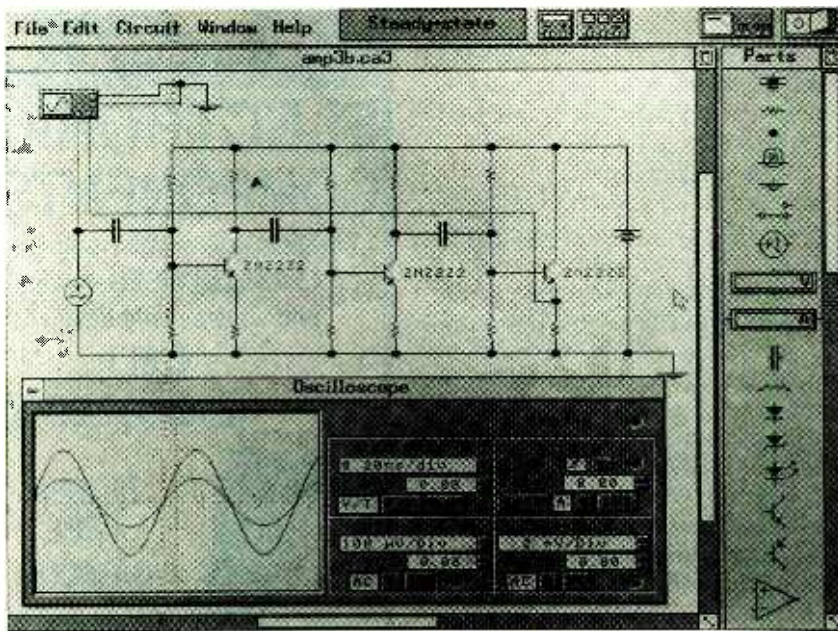
No costly school. No commuting to class. The Original Home-Study course prepares you for the "FCC Commercial Radiotelephone License." This valuable license is your professional "ticket" to thousands of exciting jobs in Communications, Radio-TV, Microwave, Maritime, Radar, Avionics and more...even start your own business! You don't need a college degree to qualify, but you do need an FCC License.

**No Need to Quit Your Job or Go To School** This proven course is easy, fast and low cost! **GUARANTEED PASS**—You get your FCC License or money refunded. **Send for FREE facts now. MAIL COUPON TODAY!**

### COMMAND PRODUCTIONS

FCC LICENSE TRAINING, Dept. 100  
P.O. Box 2824, San Francisco, CA 94126  
Please rush FREE details immediately!

NAME \_\_\_\_\_  
ADDRESS \_\_\_\_\_  
CITY \_\_\_\_\_ STATE \_\_\_\_\_ ZIP \_\_\_\_\_



The analog simulator can operate in both transient mode (for -power-up simulation) or steady-state mode. Here it's shown in steady-state mode so its oscilloscope displays a periodic waveform generated by the virtual circuit.

Its bundled parts bin contains resistors, capacitors, inductors, transformers, diodes, Zener diodes, bipolar transistors, LED's, bulbs, fuses; AC and DC voltage and current sources; and voltmeters and ammeters. Those last two can help you monitor multiple points in a circuit in lieu of sufficient test equipment.

Speaking of test equipment, there's a 1 Hz-to-999 MHz function generator for square, triangle, and sinusoidal waves. You can adjust its amplitude, frequency, duty cycle, and DC offset.

There's also a multimeter that measures current, voltage, resistance, and dB's. Unlike real meters, this software unit is ideal (placing no load in a circuit), but its characteristics can be altered for realism.

The 1 Hz-to-999 MHz dual-trace oscilloscope present supports internal and external triggering on either the positive or negative edge. It is also capable of X-Y mode for plotting characteristic curves and Lissajous patterns.

The included Bode plotter allows you to study the frequency response of a circuit. You just specify the frequencies of interest and the unit plots them versus their phase shift or gain. The plot can be either logarithmic or linear.

20 **Digital Module.** There is one feature

of the digital simulator that's both good and bad: it "uses" ideal components. Thus the slew rates (or rise and fall speeds) and fan outs are infinite, and the propagation delays are zero. The good news is that that is fine for verifying truth tables and testing combinational-logic circuits. It also enhances the speed of the simulator. The bad news is that the simulator will not reveal race conditions in sequential-logic circuits (circuits with feedback loops like simple RS flip-flops). But that is a universal short-coming of digital simulators that cost less than \$1000.

The digital parts bin contains AND, OR, XOR, NOT, NOR, and NAND gates, RS, JK, and D flip-flops, half adders, seven-segment displays, and voltmeters. Of course you can add more parts to this pretty good list.

With regard to test equipment, there is a multimeter included in the digital instrument shelf. However, it can only act as a voltmeter.

There's also a 16-word, 8-bit data generator. All you do is type in the appropriate value of each bit, or load a previously saved pattern in from the hard disk. The generator has three modes: single step, which produces one word each time you hit the step button; burst, which sequences through all 16 words; and cycle, to sequence the words over and over.

The module also has an 8-channel logic analyzer with graphical and hexadecimal displays. It can be triggered by pattern recognition, or by a rising or falling external signal.

The most powerful "instrument" is the truth table. It performs conversions between gate, truth-table, and Boolean representations. Just think, you could enter a truth-table, and the program will wire up the appropriate circuit as well as give you the logic expression for your notes! This is where software leaps beyond what is possible in the real world.

**There's More.** As if these extensive tools and parts aren't enough, there are supplemental products you can buy to add even greater usefulness to the Electronics Workbench. One of the most powerful of those is called "Model Set 1." In it you'll find simulations of the most commonly used components listed by part number. Each model is not generic; it is a simulation of each part according to manufacturer's specifications. How many parts? There are 22 plain diodes, 38 Zener diodes, 30 op-amps, 72 NPN transistors, 70 PNP transistors, 41 N-channel JFET's, 12 P-channel JFET's, 12 N-channel MOSFET's, 13 P-channel MOSFET's. That's a lot of virtual silicon for \$29.95

Another product suitable for beginners and the experienced is the round-up of 150 pre-made circuits. They come on diskette along with a 7-chapter book describing the operation of every circuit for \$39.95. (Plans are also in the works to produce another book/diskette set of even more circuits, so it looks as though the support may never end.)

Whether you're an old hand at electronics that likes powerful CAE "toys," or just getting started and hesitant to commit *beaucoup* bucks to supplies and equipment, the Electronics Workbench comes highly recommended. It's simple enough to use for the beginner, and powerful enough for reconfiguration and augmentation by the advanced user. If you fall into either category and wish to find out more about the \$299 package, contact Interactive Image Technologies, Ltd. (700 King St. West, Suite 815, Toronto, Ontario, Canada M5V 2Y6) directly, or circle No. 119 on the Free Information Card. ■

# PRODUCT TEST REPORTS

By Len Feldman

## Technics SC-CH555 Mini Component Stereo System

Not everyone wants the bother of "mixing and matching" audio components in order to assemble a good sounding stereo system. That is one of the chief reasons behind the popularity of all-in-one "mini" component systems. Besides taking the drudgery out of the selection process, mini systems also take up less room than full-size systems; they can usually fit on a shelf. Finally, and perhaps best of all, by retaining control of both the electronics and the loudspeakers, the manufacturer of a mini system can make certain that overall response of the entire system is as flat and

field processor can use preset equalization curves, or equalization curves that you establish yourself and store in memory. The CD changer allows you to change discs even while one disc is playing. More important, the CD player uses Technics famous MASH system of D/A conversion, which ensures extremely linear recovery of digitally recorded signals.

The system's quartz-synthesized tuner provides 20 random presets. A program timer lets you fall asleep listening to one musical source and volume level and wake up to a different source at a different volume. A multi-function remote control comes with the system and allows you to select and operate any of the program sources from the comfort of your listening position. The system even boasts a microphone input and a "Karaoke" (sing-along) feature that lowers the level of a recorded vocalist (through frequency analysis) and allows you to substitute your own vocal talents. The results of this effort can be recorded using the system's cassette tape deck. The system makes it easy to transfer the music from CD's to tape as well, with the system even capable of analyzing how many tracks will fit on each side of a tape and editing the recording accordingly.

The system is supplied with a pair of three-way loudspeaker systems that


have been designed to work ideally with the electronic components. In fact, Technics has built in a moderate amount of bass boost in the amplifier section of the system in order to extend bass response that might otherwise begin to roll off at very low frequencies.

One feature that will appeal to many prospective purchasers is the fact that the four electronic components of the system are truly separate. They are powered by a flat-wire cable equipped with connectors that plug into all four components, but the cable is long enough so that the components can either be stacked vertically or in two stacks of two. Sufficient speaker wire is provided so that the speakers can be positioned far apart if room allows.

### CONTROL LAYOUT

Controls for the system are distributed among the four components as appropriate to their function. The main-power/standby switch and master volume control are located on the tuner/amplifier unit. All controls work as you might expect and are clearly labeled. Each component is also equipped with an easily read display section that clearly indicates the status of that particular component.

The wireless remote control supplied with the Technics SC-CH555 is clearly divided into sections.

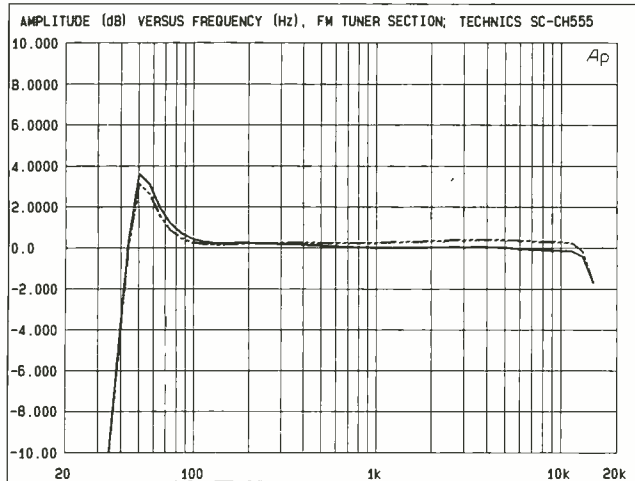


CIRCLE 120 ON FREE INFORMATION CARD

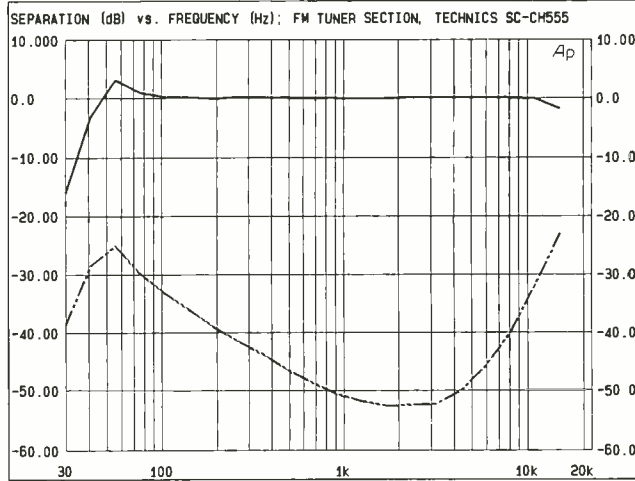
*The Technics model SC-CH555 mini-component system.*

uniform as possible.

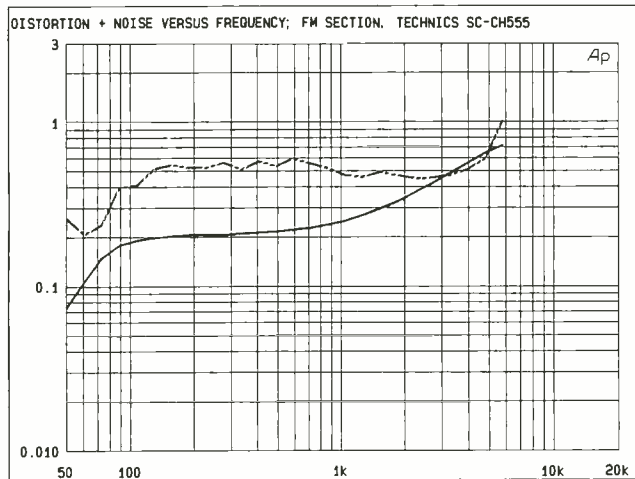
We recently evaluated and tested several such systems and were most impressed by the Technics SC-CH555. That system consists of four components: an integrated tuner/amplifier, a three-disc CD changer, a dual-transport cassette deck, and a sound-field processor that can be used to simulate various acoustic environments. The sound-



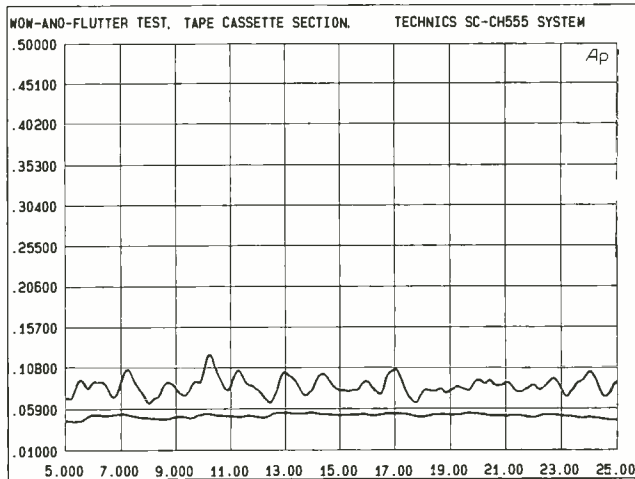
The rise in response at 50 Hz is deliberate and intended to enhance the bass response of the unit's small speaker enclosures.



The FM-receiver section boasted outstanding stereo separation. At 1 kHz, separation measured more than 50 dB.



The total-harmonic-distortion-plus-noise (at 1 kHz) measured 0.25% for mono (solid curve) and 0.48% for stereo (dashed curve).



While Technics claimed a wow-and-flutter figure of 0.1% (WRMS), this sample measured closer to 0.05% WRMS (lower trace). Even using the IEC peak-weighted method (upper trace), peak wow-and-flutter rarely reached 0.1%.

There are tuner controls, sound-processor buttons, compact-disc changer buttons and cassette-deck controls. In addition, controls for adjusting volume, selecting program source, setting the sleep timer, and muting are common controls that operate for all program sources.

Hookup of the four components and the speakers took only a few minutes, and was much easier than would be the case for separate components made by several manufacturers. For one thing, the flat, multi-conductor cable not only delivers power to each of

the components, but also routes the audio signals from the source components to the tuner/amplifier. Speaker connections were made via color-coded spring-grip terminals. An AM loopstick is easily attached to the rear of the tuner/amplifier. As for FM, a simple indoor wire antenna is supplied, but serious FM listeners will want to use a better antenna (either an outdoor unit or a powered indoor one).

### TUNER-SECTION MEASUREMENTS

We first measured the performance of the FM-

tuner section of this system. The frequency response was virtually flat from 100 Hz to 15 kHz, but below 100 Hz there was a rise in response of approximately 4 dB (with its peak at 50 Hz). We soon discovered that this was not a function of the tuner, but rather a built-in characteristic of the amplifier section, designed to enhance the bass response of the relatively small speaker enclosures. That moderate amount of bass boost was effective without tending to overload the amplifier (or the loudspeakers) at normal listening levels.

The quieting characteristics of the FM-tuner section were not as good as we have come to expect from separate full-size tuner components or even from better integrated full-size receiver components. Still, during subsequent listening tests, using a decent, powered indoor antenna, we were able to pick up all of our favorite FM stereo stations with acceptably low background-noise levels. The best signal-to-noise ratio for strong (65 dBf) incoming signals measured 70 dB for mono and 60 dB for stereo signals.

## TEST RESULTS—TECHNICS SC-CH555 MINI STEREO SYSTEM

Specification	Mfr. Claim	PE Measured
<b>Tuner Section</b>		
S/N Ratio (mono/stereo)	75dB/N.A.	72dB/60dB
Stereo Separation	35 dB	51 dB
Distortion (mono/stereo)	N.A./N.A.	0.23/0.48%
AM sensitivity	500 $\mu$ V/m	450 $\mu$ V/m
<b>Amplifier Section</b>		
Power output/channel	35 watts	36 watts
Rated THD	0.9%	0.8%
S/N ratio	88 dB	Confirmed
Frequency response	40 Hz-30 kHz	See text
<b>CD-Changer Section</b>		
Frequency Response	N.A.	See text
THD at 1 kHz (L/R)	N.A./N.A.	0.03/0.05%
Linearity at -90 dB	N.A.	-0.9 dB
S/N ratio	N.A.	90 dB
Dynamic range	N.A.	93 dB
<b>Sound-Processor (Equalizer) Section</b>		
Input sensitivity		
Aux	250 mV	Confirmed
Mic	0.6 mV	Confirmed
<b>Cassette Tape-Deck Section</b>		
Wow-and-flutter	0.1%WRMS	0.05%WRMS
Frequency response (Type II)	40 Hz-15 kHz $\pm$ 4dB	40 Hz-14 kHz $\pm$ 3dB
S/N ratio (no NR/Dolby B/Dolby C)	55/66/74	Confirmed
<b>General Specifications</b>		
Dimensions (inches)		
Sound processor	10 $\frac{1}{2}$ $\times$ 3 $\frac{1}{2}$ $\times$ 10 $\frac{1}{2}$	Confirmed
Tuner/amplifier	10 $\frac{1}{2}$ $\times$ 4 $\frac{1}{8}$ $\times$ 13 $\frac{1}{8}$	Confirmed
CD changer	10 $\frac{1}{2}$ $\times$ 3 $\frac{1}{2}$ $\times$ 12 $\frac{1}{2}$	Confirmed
Cassette deck	10 $\frac{1}{2}$ $\times$ 4 $\frac{1}{8}$ $\times$ 10 $\frac{1}{2}$	Confirmed
Weight (lbs.)		
Sound processor	3.75	Confirmed
Tuner/amplifier	10.1	Confirmed
CD changer	6.4	Confirmed
Cassette deck	6.2	Confirmed
Suggested retail price:	\$849.95	

The total harmonic distortion plus noise measured for a 1-kHz, 100% modulating signal was only 0.25% in mono and 0.48% in stereo. Distortion remained at approximately those levels for low and mid-frequency modulating signals, but rose to 0.7% for mono and 1.0% for stereo for a 6-kHz modulating signal.

Perhaps one of the most outstanding features of the FM-tuner section was its stereo-separation. At 1 kHz, separation measured more than 50 dB. Very few full-size tuners (no matter how costly) or receivers can boast that kind of separation figure. Even at 10 kHz, where

separation normally decreases significantly, this tuner section maintains a stereo separation of 35 dB.

Turning to the AM-tuner section, we measured its frequency response. The -6-dB roll-off points occurred at 85 Hz and at 3.5 kHz. While these results are not particularly impressive, they are well within the average range that we measure for separate "high fidelity" tuners and receivers—this despite the efforts of many radio stations to induce radio manufacturers to treat AM radio as more than an afterthought when designing new products.

## CD-CHANGER MEASUREMENTS

Next, we measured the performance of the CD changer. Once again, the frequency response of the CD-changer section was governed by that slight but permanent bass boost below 100 Hz. Channel balance was accurate to within a fraction of a dB and roll-off at 20 kHz amounted to no more than 1.5 dB for the left channel and 0.5 dB for the right channel.

All of our measurements were made via the loudspeaker-output terminals, since that corresponds to the way consumers would use the system. Nevertheless, at all but maximum power output levels, CD-changer-section distortion plus noise was so low as to be insignificant. At 1 kHz, the left-channel-distortion-plus-

noise measured 0.03% for the left channel and 0.06% for the right channel. More important, the levels of distortion remained fairly constant over much of the audio spectrum, unlike some CD players that have a significant rise in distortion at treble frequencies.

Low-level linearity was excellent, with deviation from perfect linearity never exceeding 1 dB even at -90-dB playback levels. The signal-to-noise ratio for the CD changer was just short of 90 dB, while the dynamic range measured approximately 93 dB.

We tested the error-correction capability of this CD player by playing a special test disc that contains opaque areas of various lengths. The player was able to "play through" missing data of as long as 2.0

*(Continued on page 26)*

## Learn VCR repair at home!

MAKE GOOD MONEY IN YOUR OWN FULL- OR PART-TIME JOB



Professional-level home study course. You will master easy-to-learn, high-profit repairs without investing in high-tech instruments or a costly workshop. Want more independence and higher income? Send or call today!

Free career literature:  
**800-223-4542**

Name \_\_\_\_\_ Age \_\_\_\_\_  
Address \_\_\_\_\_ Phone (\_\_\_\_) \_\_\_\_\_  
City \_\_\_\_\_ State \_\_\_\_\_ Zip \_\_\_\_\_

**The School of VCR Repair**  
6065 Roswell Road  
Dept. VG341, Atlanta, Georgia 30328

CIRCLE 159 ON FREE INFORMATION CARD

# THINK TANK

By John J. Yacono

## Muscle Wire and Auto Stuff

**W**ith the warmer weather upon us, many of us are likely to hit the open road more often. So this month's letters will deal with projects for the "great American automobile," or the equally venerable motorcycle.

For our introductory topic, I've decided to give our IC overview a rest. We've been at that topic a while now, and I thought a break would be nice before launching into the CMOS logic family. That said, this month we'll look at a somewhat new component that might find its way into your projects: "Muscle Wire," which can be made to contract when heated by an electric current.

from the periodic table beyond a particular temperature called the transition temperature. The elements are continually mixed until they reach the "annealing" temperature and allowed to cool. That causes the elements to form crystals. The geometry of the crystals depends on the elements used, their ratio, and the temperature at which the crystals form. Of course, the geometry of the crystals plays a key role in determining the density and thus volume of the alloy, as you'll see.

Once cooled down to room temperature, an SMA can be easily deformed in all sorts of ways. During deformation, the crystals assume a different, looser geometry that can only exist at room temperature. Unlike an alloy used for a spring, they retain their mangled shape. However, that is only a property of the crystals at room temperature. When raised to the transition temperature again, they are not so forgiving and quickly regain their old posture or "phase." That is known as the Shaped-Memory Effect (or SME).

Since SMA materials can be "taught" any shape during annealing, they can be used in a variety of ways. For example, an alloy can be first trained to form a small blood-clot filter, then scrunched-up, quickly chilled, and inserted into an artery. Once warmed by the blood, the filter would simply unfold itself. That only requires a half-hour medical procedure and local

anesthetic! They can also be used as spring-like actuators in temperature sensitive valves, or heat-difference pumps that require no overt power input.

Because SMA's are typically made of conductors with some inherent resistance, they can be heated by passing a current through them (the Joule effect). So, after they are deformed, they can be electrically activated to assume their memorized shape. That makes them useful as valve solenoids or tactile-feedback actuators.

Many other currently proposed uses, such as for prosthetic limbs and organs, or in robotic appendages need much more development. That's because the heat generated within an SMA to cause it to "remember" must be carried away before the alloy can be flexed again. Air cooling is far too slow for most applications, and water-jacket and heat-sink cooling are cumbersome in design and use.

Still and all, they can be used by hobbyists to produce interesting effects. The most common memory alloy found in the hobbyist market is nitinol (pronounced *night-in-all*), which is a 50/50 combination of nickel and titanium. Wires of nitinol, heat-difference pumps, kits, and other SMA-related products can be purchased from a company called Mondo Tronics (524 San Anselmo Ave. #107-20, San Anselmo, CA 94960). They are the company that has popularized the name "Muscle Wire,"

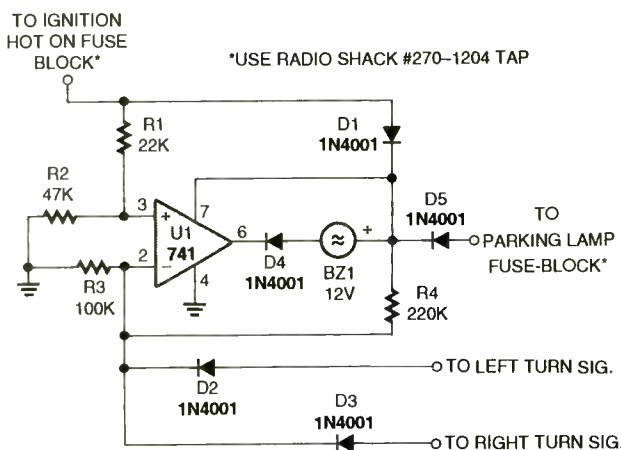


Fig. 1. This useful device provides multiple indications. It tells you when your blinkers are on and if you've left your parking lights on once you've turned the ignition off.

### ALLOYS WITH MUSCLE

Muscle wire can be made out of any of a series of Shape-Memory Alloys (SMA's), also called "memory metals." An alloy is formed by first heating precise ratios of two or more elements (usually metals)



and produce an interesting book called "Muscle Wires Project Book." It's filled with all kinds of facts and fun projects dealing with nitinol wire.

Next month I'll continue our discussion on memory alloys. We'll explore their electrical properties, and I'll describe how to design circuits for them. Now let's open the mail bag.

## HEADLIGHTS/TURN-SIGNAL REMINDER

I drive a bare-bones work van with a noisy cab. That makes it difficult to be aware that at times the flashers may be on for miles! Also, after forgetting to turn off headlights and requiring a jump start, I decided it was time to come up with a simple and inexpensive solution to both those ongoing problems. The result is shown in Fig. 1.

If the ignition is on and the parking lights are on or off, the non-inverting input of U1 is at 8 volts and the inverting input is either 0 or 4 volts. That causes pin 6 to go high, keeping the buzzer off. If the ignition is off and the parking lights are on, the non-inverting input is at 0 volts and the inverting input is at 4 volts. That brings pin 6 low, activating the buzzer. With the ignition and turn signal on, and the parking lights on or off, the non-inverting input is at 8 volts and the inverting input pulses at 12 volts, causing the buzzer to sound in step with the blinker.

The turn-signal wires in my case were easily found by removing the shroud on the lower part of the steering column. To find the correct wire for your installation, equip the buzzer with test clips and a safety pin. Using the safety pin as a probe, pierce the insulation of likely wires to find the turn-signal wires. Make sure

to turn each flasher on as you proceed.

Auto-parts stores sell a plastic splice that is ideal for making the wire connections. All other items were located at Radio Shack. After purchasing everything, I had change left from a \$10 bill.

—Roger W. Hamel,  
Cedarville, MI

*Very, very versatile. You certainly got a lot for your investment. Those of you that will use the wire-piercing technique should seal the tiny pin holes with electrical tape. Remember, cars are exposed to harsh environments and that can lead to wire corrosion even from a pin hole.*

## CHARGE IT

Here in Ohio you can never tell what the weather will bring. For instance, last winter was extremely dry, so I never used my tractor to push any snow. Also, on occasion a person can go for a motorcycle ride in February. Instead of removing the batteries from those vehicles for the winter I made this circuit (see Fig. 2) to keep them charged all year round.

The circuit is built around an LM317T adjustable voltage regulator. Its output voltage ( $V_{OUT}$ ) is determined by the formula:

$$V_{OUT} = 1.25(1 + R2/R1)$$

I chose a 10K resistor for R1 and a 100K resistor for R2 to allow for a little wasted current flow (around 125  $\mu$  amps). That arrangement will develop 13.75 volts between the output terminal and ground. I connect that to the battery through R3 and a diode to prevent burn out if the terminals are shorted or reversed, and to prevent battery discharge in the event the regulator is disconnected from the main power supply. The ca-

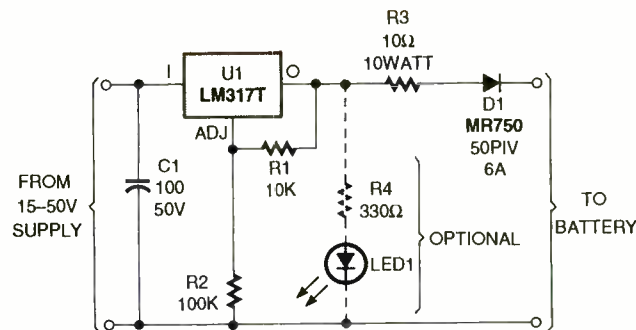



Fig. 2. Keep those batteries nice and juicy all year long with this trickle battery charger. Be sure to use heavy-gauge wire for all connections since you might eventually want to charge a battery that's very low.

pacitor is optional but will make life easier on the chip under an extreme charging cycle. With proper heat sinking, the IC is capable of carrying 1.5 amps to the battery. The circuit can be left hooked to the battery all of the time and it won't over-charge it.

I wired a plug to an easily accessible place on each

machine for convenient connection and disconnection. For those of you that enjoy lights, run a LED in series with a 330-ohm resistor from pin 3 to ground as a power-on indicator as shown. For the input you can use any DC power supply yielding between 15–50 volts. I use old wall-type power supplies from worn-



## Your Ticket To SUCCESS

Over 28,000 technicians have gained admittance worldwide as certified professionals. Let your ticket start opening doors for you.

ISCET offers Journeyman certification in Consumer Electronics, Industrial, Medical, Communications, Radar, Computer and Video. For more information, contact the International Society of Certified Electronics Technicians, 2708 West Berry Street, Fort Worth, TX 76109; (817) 921-9101.

Name \_\_\_\_\_  
Address \_\_\_\_\_  
City \_\_\_\_\_  
State \_\_\_\_\_ Zip \_\_\_\_\_

Send material about ISCET and becoming certified.

Send one "Study Guide for the Associate Level CET Test." Enclosed is \$10 (inc. postage).

out electric ware.

I hope this circuit makes life a little easier for somebody.

—Joseph D. Gaskill, Austintown, OH

You seem to have thought of everything. Everybody be sure to use heavy-gauge wire for this one.

### STARTER CUT-OFF

In the October 1992 issue I read the submission for the starter cut-off which utilized a relay. I am submitting a circuit that uses a NPN transistor as a switch instead. In my auto-starter cut-off circuit (see Fig. 3), two conditions are required to start the car: the keyswitch must be turned to the starting position, and Q1 must be turned on. When Q1 is switched to the on state, current flows through the gate allowing current to pass through the SCR, provided that the keyswitch is also turned to the starting position. Note that this is a

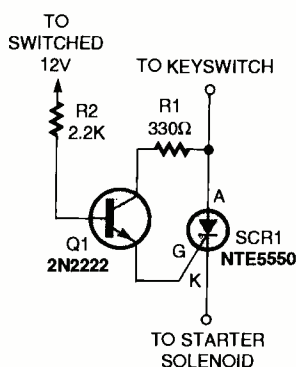


Fig. 3. This starter cut-off switch should be inserted in the line between the ignition switch and the starter solenoid. It can receive its switching signal from a switch you install, or any switched source one would not normally activate during starting.

passive circuit since, once the keyswitch is returned to the run position, the SCR's current flow is interrupted and unlatched, thus resetting the SCR.

Transistor Q1 can be turned on by connecting R2 through a separate switch to a 12-volt power source,

or by using an existing switched source. Examples of existing sources might be a brake light, turn signal, parking light, or anything that most people would not normally activate while starting a vehicle.

With regard to using a turn-signal indicator, it doesn't matter that the power applied to Q1 is not constant. Only a pulse is required to latch the SCR on, provided that the keyswitch is in the starting position. The SCR I used is a 25-amp, 50-volt unit.

—Don Bradley, Owensboro, KY

That SCR is more than suitable since it only supplies current to the starter solenoid and not the starter itself. By the way I prefer your circuit to the original design. There are no contacts to wear out or pit from repeated starting. Your idea for using existing accessory switches is also a winner, provided the accessory chosen will not draw too

much power making cold-weather starts difficult.

That's all the room we have for this month. Till next time, send your best efforts to me here at *Think Tank*, **Popular Electronics**, 500-B Bi-County Blvd., Farmingdale, NY 11735. If your work appears here, a book form our library will become yours. ■

### When someone in your family gets cancer, everyone in your family needs help.

Among our regular services we provide information and guidance to patients and families, transport patients to and from treatment, supply home care items and assist patients in their return to everyday life.

Life is what concerns us. So you can see we are even more than the research organization we are so well known to be.

No one faces cancer alone.

AMERICAN CANCER SOCIETY

### PRODUCT TEST REPORT (Continued from page 23)

millimeters without introducing any audible artifacts. That's more than three times the minimum requirement stated in the audio-CD standard. Furthermore, the CD changer was highly resistant to external shock and vibration, literally requiring fairly heavy fist-pounding before any mis-tracking occurred.

### CASSETTE TAPE DECK MEASUREMENTS

Using Type-II recording tape, we found that the record/play frequency response of the tape section extended from 40 Hz to 14 kHz,  $\pm 3$  dB. While Technics' published specifications claim a wow-and-flutter figure of 0.1% (WRMS), our

sample actually measured closer to 0.05%. In fact, even using the IEC peak-weighted method of wow-and-flutter measurement, peak wow-and flutter rarely reached the 0.1% level.

The signal-to-noise ratio for an analog-cassette deck depends in part on the deck's electronics as well as on the type of tape being used. We again used a high-grade Type II tape and obtained signal-to-noise readings of 56 dB without Dolby B, 66 dB with Dolby B, and an outstanding 74 dB using Dolby C noise reduction.

### AMPLIFIER-SECTION MEASUREMENTS

With both channels driven, the amplifier delivered 35-watts-per-channel into 6-ohm loads, over the frequency range from 40 Hz to

20 kHz, at just under the rated distortion level of 0.9%. The signal-to-noise ratio, measured via the external auxiliary input and referenced to the rated output, measured 88 dB. The frequency response of the amplifier section (discounting the small bass boost referred to earlier) extended from 40 Hz to 30 kHz.

### HANDS-ON TESTS

Once we installed a couple of CD's and a blank tape into the deck-2 well, we were able to operate the entire system using the remote control. We listened to radio broadcasts, switched easily to CD listening, and initiated tape recording all from the comfort of our listening position. Despite the fact that there are only two loudspeakers,

using the "Space" equalization settings and other available EQ modes, sounds seemed often to extend beyond the physical limits of the loudspeakers.

Overall, we were pleased with the tonal quality of the system and with the stereo imaging and the apparent depth of the sonic field of the Technics SC-CH555. We doubt that you could assemble a system of separate components (including speakers) for the modest cost of this entire system and have it perform as well, let alone offer all the convenience features.

For more information on the Technics SC-CH555, contact the manufacturer (Matsushita Electric Corp. of America, One Panasonic Way, Secaucus, NJ 07094), or circle no. 120 on the Free Information Card. ■

# NRI knows: The best way to learn to service today's computers is to actually build a state-of-the-art computer from the keyboard up.

NRI training is the best way to prepare for a profitable new career, even a high-paying business of your own, as a computer service technician.

Before long, you'll be assembling and using your 486sx IBM-compatible computer system with all these state-of-the-art features ...

- Space-saving mini-tower design
- 80486sx Intel CPU
- Super VGA color monitor
- 200 meg hard drive
- 3 1/2" floppy drive
- CD-ROM drive
- 8-bit sound card
- MS-DOS 6.2
- QBasic
- Microsoft Works
- Ultra-X diagnostic package



## TRAIN WITH THE LEADER - NRI

A pioneer in at-home training for 80 years, NRI was the first school of its kind to offer a hands-on course in computer repair ... and the only school today that makes theory come alive with real-world experiments. Those same benefits that set us apart from other schools help our graduates earn respect and financial security.

Regardless of your background in electronics, NRI's step-by-step approach can help you break into the field that's expected to produce over 220,000 jobs by the year 2005. It's true: The Department of Labor forecasts a full 38% increase in jobs for computer service technicians, which means there's big opportunity for the person with the right training — NRI training!

## LEARN BY DOING

NRI's highly acclaimed learn-by-doing approach gives you a complete understanding of the intricate electronics behind the 80486sx Intel CPU included in your course. Unlike other schools, NRI familiarizes you with the fundamentals of computer operation so that you'll be able to service virtually any kind of computer with virtually any kind of problem.



You perform hands-on experiments with your versatile NRI Discovery Lab and professional digital multimeter, then build and test the powerful 486sx/25 MHz computer system that is yours to keep.

You install the floppy drive and 200 meg hard disk drive for quick, trouble-free storage and retrieval. And you interface the assortment of popular multimedia peripherals included in your course: the Super VGA color monitor, CD-ROM drive, and 8-bit sound card.

Best of all, you learn to identify and service computer problems with Ultra-X's extraordinary R.A.C.E.R. plug-in card and QuickTech diagnostic software. You even explore operation, programming, and applications software as you work with MS-DOS 6.2, QBasic, and Microsoft Works.



## STUDY AT YOUR OWN PACE

As an NRI student, you enjoy the freedom of studying at home, at your own pace.

Your training begins with newly expanded lessons covering everything from batch file applications to recovering lost data to printer servicing and more — all in easy-to-understand detail.

And throughout your course, you put your new knowledge to work with hands-on projects that are reviewed by your own personal instructor.

Only NRI gives you such an effective combination of theory and practical experience. You won't find a better training value anywhere!

## FIND OUT MORE ABOUT NRI TODAY

Send today for our FREE, full-color catalog that describes every aspect of NRI's innovative computer training, as well as hands-on training in other growing, high-tech fields.

If the coupon is missing, write to: NRI Schools, McGraw-Hill Continuing Education Center, 4401 Connecticut Avenue, NW, Washington, DC 20008.

IBM is a registered trademark of International Business Machines Corp. R.A.C.E.R. and QuickTech are registered trademarks of Ultra-X, Inc. Intel Inside logo is a trademark of the Intel Corp.

**FREE CATALOG! CALL 1-800-321-4634**

**NRI Schools**

McGraw-Hill Continuing Education Center  
4401 Connecticut Avenue, NW, Washington, DC 20008



Check one FREE catalog only

- MICROCOMPUTER SERVICING
- TV/Video/Audio Servicing
- Telecommunications
- Industrial Electronics & Robotics
- Security Electronics
- Electronic Music Technology
- Basic Electronics

- Computer Programming
- Programming in C++ with Windows
- Desktop Publishing & Design
- Word Processing Home Business
- Bookkeeping & Accounting
- Home Inspection
- Building Construction
- Small Engine Repair
- Automotive Servicing

For career courses approved under GI Bill, check for details.

Name \_\_\_\_\_ (please print)

Age \_\_\_\_\_

Address \_\_\_\_\_

City/State/Zip \_\_\_\_\_

Accredited Member, National Home Study Council

18-0694



# GET THE LATEST ADVANCES IN ELECTRONICS

SUBSCRIBE TO—

# Electronics NOW



## ENJOY THE WORLD OF ELECTRONICS EACH MONTH!

Subscribe to the best informed electronics magazine—the one that brings you the latest high-tech construction projects, feature articles on new technology, practical troubleshooting techniques, circuit design fundamentals, and much more.

**Electronics Now** looks to the future and shows you what new video, audio and computer products are on the horizon. You'll find helpful, monthly departments such as Video News, Equipment Reports, Hardware Hacker, Audio Update, Drawing Board, Computer Connections, New Products, and more. All designed to give you instruction, tips, and fun.

### Electronics Now gives you exciting articles like:

- Buyer's Guide to Digital Oscilloscopes
- Build A Scanner Converter
- Single-Chip Voice Recorder
- Build A MIDI Interface for your PC
- Troubleshoot Microprocessor Circuits
- Build A High-Power Amplifier for your Car
- Add Music On Hold to your Phone
- All About Binaural Recording
- VGA-to-NTSC Converter



FOR FAST SERVICE CALL OUR TOLL-FREE NUMBER!

# 1-800-999-7139

## DON'T DELAY — SUBSCRIBE TODAY!

If you prefer, just fill out the order card in this magazine and mail it in today.

# Build The Call Blocker

Use this circuit and the telephone company's "Caller ID" service to spare yourself from unwanted calls.

BY TERRY J. WEEDER



**H**ave you ever been annoyed by a phone that constantly rings off the hook while you were trying to devote your attention elsewhere. To make matters worse, it seems that most of those calls are from people you did not wish to speak with. You can, and at times probably have, broken down and turned off the bell on your phone just to get a little peace and quiet. The only problem with that solution is that you are then completely cut off from the outside world and even important calls from friends or family can't get through.

There are a number of companies that are now offering a device that will display the number of the calling party for you to view prior to picking up the telephone (called "Caller ID"). That is nice, but even if you can determine that you don't want to answer the call, your peace has already been invaded by the ringing of the telephone and the act of getting up to see whose number is displayed on the screen.

There is a better solution. The *Caller Block* described in this article is a device that connects between your telephone and the telephone wall jack and prevents the phone from ringing unless the telephone number of the person calling matches one of the numbers you have entered into its memory. For maximum versatility, an answering machine can be placed on the same line to handle those calls that do not qualify to ring the phone; those can be dealt with later on at your own convenience. The unit can be used in conjunction with a Caller-ID display unit

A list of up to 62 different telephone

numbers can be easily entered into the non-volatile memory using a tone-dialed phone without changing the initial hook-up of the Caller Block unit. The memory is broken up into two separate directories with an external switch used to select which one will be active. One of the directories can be used to hold a large list of numbers from people whom you wish to allow to ring your phone on a daily basis, while the other directory can be used for a more selective list of the most important callers for those times when you want more privacy. Because the Caller Block's memory is stored in an EEPROM, all telephone numbers programmed into memory will stay there even if the power is interrupted.

**About Caller ID.** With the recent implementation of the service known as CND (Calling Number Delivery) on most major phone networks, it is now possible to receive data about the calling party prior to picking up the phone. That data is what is used by the many caller ID units now hitting the market, and it is what makes this circuit possible. CND is a subscriber feature that transmits data (date, time, number) about the calling party during the silent period between the first and second ring. You must subscribe to the service or no data will be received, but once you have subscribed, you will receive the data on all calls regardless of whether the caller subscribes or not. Call your local phone company to get more information about getting CND on your line.

The date and time information is sent on all calls, but the actual calling

number will only be available from parties who are calling from within your area. At the present time "your area" consists of local calls that originate from where CND is available, but will soon be set up to include long-distance calls made from wherever CND is available. As more and more telephone companies upgrade their equipment, the list of callers outside "your area" will continue to decrease.

The actual data sent over the telephone line is a burst of modem tones using 1200 Hz as a logical 1 (mark) and 2200 Hz as a logical 0 (space). The data stream begins with a "Channel-Seizure" signal that consists of a block of 300 alternating mark/space bits used by the receiver as an indication that data will soon follow. That is followed immediately by 180 mark bits; that allows time for the receiver to set up for the first word. Each data word is 8-bits long (least significant bit transmitted first), and is preceded by a start bit (space) and followed by a stop bit (mark). In addition, up to 10 mark bits may be added between words.

The portion of the message that contains the calling number is preceded by a "type code" of 04(hex). The first word to follow is a "length" word that indicates the number of the words in the message. Following the length word, the date, time (in 24-hour format), and the telephone number is sent in ASCII format. Finally, a "checksum" word is sent. For example, 01-15-94 2:30pm 513-555-1212 would be sent as follows:

```
<type><length>  
01159414305135551212  
<checksum>
```

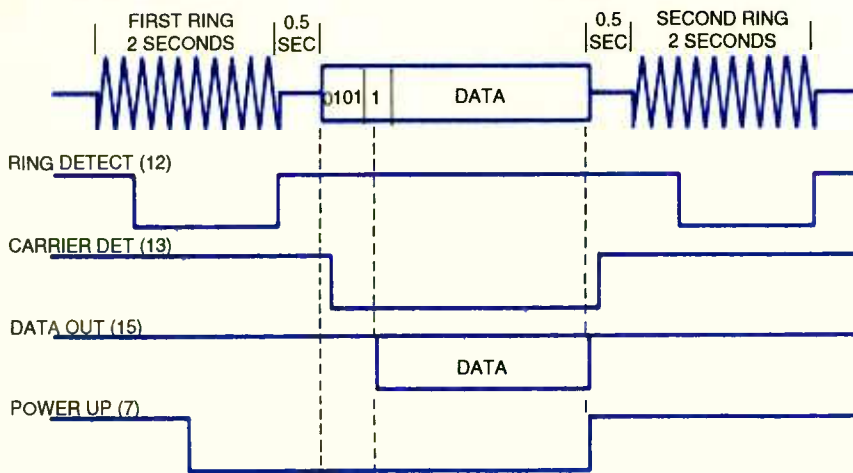


Fig. 1. The timing relationships between the data sent over the phone line (top trace), and the output pins of U2 (Motorola's new calling line identification receiver chip) are shown here.

**Circuit Theory.** The circuit is made possible by U2, Motorola's new Calling-Line Identification Receiver chip (part no. MC145447), which receives the modem-like tones from the telephone line and decodes them. Figure 1 shows the timing relationship between the data on the phone line (top), and the various output pins of that IC.

When a ring pulse is detected on the phone line, the RING DETECT pin (pin 12) goes low. About 1/2 second after the end of the ring, the channel-seizure signal (shown as 0101) causes the CARRIER-DETECT pin (pin 13) to go low. The "1" shown after the "0101" represents the series of marks that are sent to allow the microprocessor to set up to receive data. The DATA-OUT pin (pin 15) goes low when receiving the very first start bit, which is the space following the series of marks, and continues to output the decoded data, serially, at TTL levels. The POWER-UP pin (pin 7) was designed for use in battery-operated circuits to conserve power and is not used here.

The schematic diagram for the Caller Block is shown in Fig. 2. The modem-like tones are coupled through C3, C4, R1, and R2 to pins 1 and 2 of U2. The metal-oxide varistor (MOV1) protects the circuit from high-voltage spikes, such as those produced by lightning strikes. The ring pulses are coupled to the RING-DETECT pins (pins 3 and 4) of U2 via C1, C2, BR1, and R3-R5. The relay (K1) is used to connect/disconnect the telephone from the phone line. The optoisolator (U5) monitors the current flow through

the telephone and pulls the voltage on R10 low when the phone is lifted off hook. Transistor Q2 is used as a switch to turn LED1 on and off, which indicates when the circuit is in the programming mode.

Power is taken from a 9-VDC wall adapter and is regulated by U6, a low-current 5-volt regulator, and filtered by capacitors C13-C15. To allow the telephone's keypad to be used, current is supplied to the telephone through R9 when the circuit is in the programming mode.

The heart of the circuit is U1, a PIC16C55 EPROM-based 8-bit CMOS microcontroller manufactured by Microchip. That microcontroller has one 4-bit and two 8-bit I/O ports, with each I/O pin being configured separately as either an input or output through software commands. The chip has 512 x 12 bits of EPROM memory to hold the operating program and 32 x 8 bits of data RAM used for working registers. A block diagram of U1's operating program is shown in Fig. 3. For those who wish to program their own PIC, the .ASM and .OBJ code files are available in the PE Library on this magazine's BBS (516-293-2283, 8N1, up to 9600 bps), or a pre-programmed PIC16C55 microcontroller can be purchased from the source mentioned in the Parts List. A non-programmed chip along with a PIC programmer can be obtained from Digik-ey (701 Brooks Ave. South, P.O. Box 677, Thief River Falls, MN 56701-0677) and other sources.

The output pins of U2, as referred to in Fig. 1, are connected to U1 through

the upper half of port B. U1 monitors the RING and CARRIER-DETECT pins and when a call is detected, U1 reads the calling party's number from U2, which is output serially through pin 15, and stores it in an internal register. The telephone number is then compared to the group of numbers stored in U4, a 93LC56 2K serial EEPROM also manufactured by Microchip. The 93LC56 uses a 4-line (CHIP SELECT, CLOCK, DATA IN, and DATA OUT) interface, which is connected to port A of U1. After a high is detected on the CHIP-SELECT pin, data is then transferred to and from the 93LC56 on the positive transition of the CLOCK pin. Each read or write function is preceded by a start bit, an opcode (identifying the function to be performed, i.e. read, write, etc.) an 8-bit address, and the 8 bits of data that are being written to, or read from, that address. Immediately preceding and following all write operations, the microcontroller (U1) sends instructions to the 93LC56 that enables/disables the write function, thereby protecting the data afterwards.

When entering the programming mode, the telephone is disconnected from the phone line by the relay (K1) and is connected to the analog input (pin 7) of U3, a DTMF receiver manufactured by Motorola. Integrated-circuit U3 is used to decode the tones emitted by the telephone and place its 4-bit word equivalent on the lower half of U1's port B. As each number is entered by the telephone, U1 reads the 4-bit word on port B and writes it to the EEPROM (U4) using port A. If the jumper (JU1) is installed, the microcontroller is configured to omit all area codes (both in programming and receiving), thereby simplifying the programming operation and allowing more numbers to be entered into memory.

**Construction.** The whole circuit, except for the switches and LED, fits nicely on a double-sided printed circuit board. The artwork is provided in Fig. 4 for those who wish to etch their own board, or you may purchase a pre-etched and drilled PCB from the source mentioned in the Parts List. Once you have obtained your board, identify the component side of the PCB board (which is marked), then refer to the parts-placement diagram shown in Fig. 5 to begin construction.

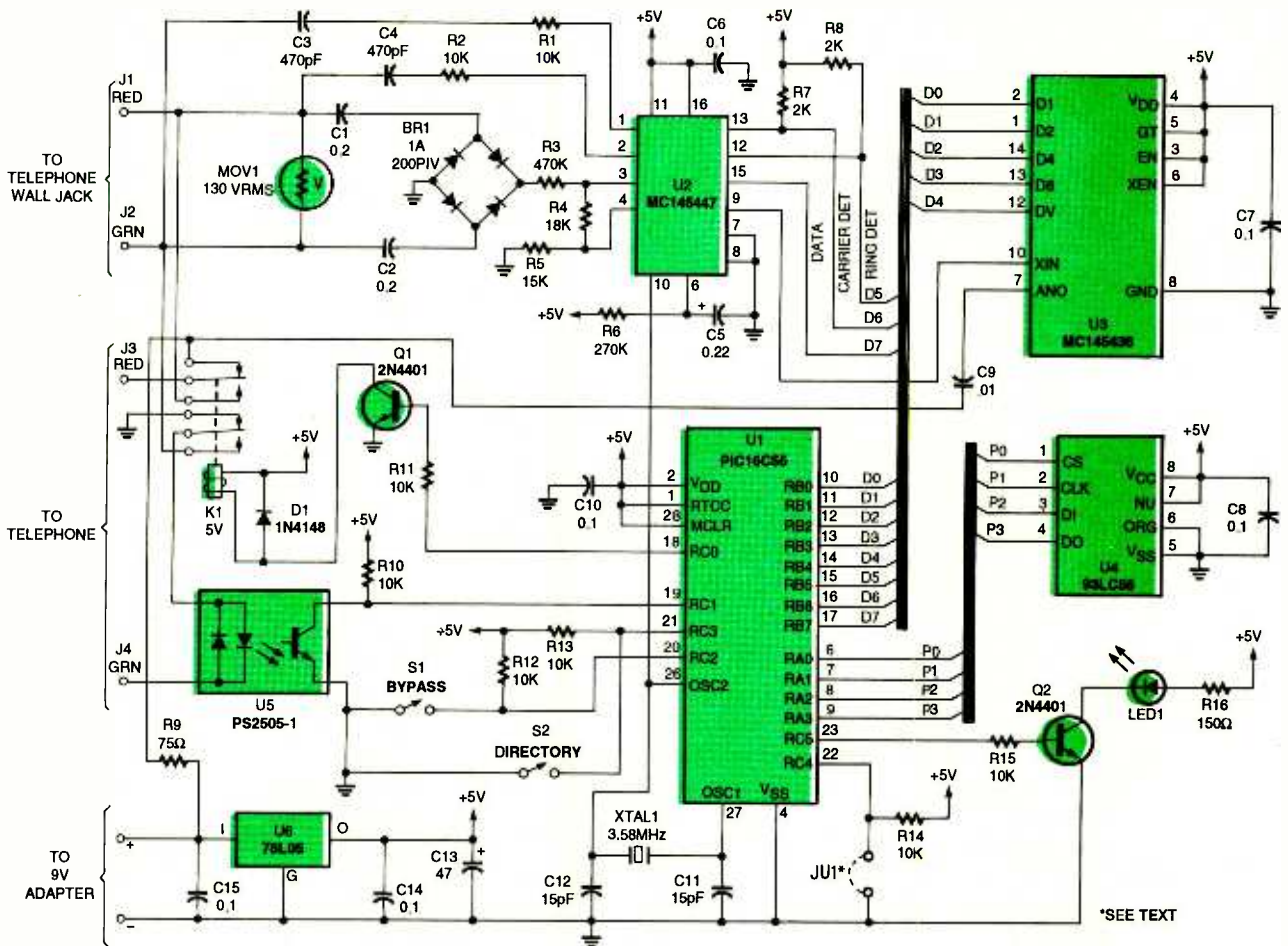


Fig. 2. Microcontroller (U1) reads the calling party's telephone number from U2, compares it to the list of user-entered numbers stored in U4 and closes the relay (K1) if a match is found.

Start by installing and soldering the IC sockets for U1 through U4. Solder U5 and U6 directly to the board, using the component orientations shown in Fig. 5. Mount the rest of the components to the board, paying particular attention to C5, C13, D1, BR1, Q1, and Q2 to prevent installing them backwards. When soldering the crystal (XTAL1), leave a small space between the bottom of the crystal and the PC board. There is a chance that the metal case of the crystal could short the two solder pads together if it is pushed flush against the board when soldering.

At the time of this writing, CND (Calling Number Delivery) was not available on calls originating outside the local area code (at least not in the author's community). As mentioned, with JU1 in place, the microcontroller is configured to ignore the area codes on all incoming calls; only the last seven digits of each number in your list of telephone numbers will

have to be entered into memory. In the future, when the CND link has been extended nationwide, you can simply remove the jumper and re-enter your list of telephone numbers using their area codes.

After all components are soldered to the board, inspect both sides for solder bridges or cold solder joints, which appear as dull blobs of solder, and correct if necessary. Carefully plug U1 through U4 into their sockets, making sure that they are oriented correctly with no pins bent or misaligned.

Cut four pieces of insulated hook-up wire, about 6-inches long, and twist them into pairs, then solder one end of each pair to the board terminals labeled S1 and S2. Cut two pieces of different-colored wire to the same length, and twist and solder them to the LED terminals on the board (take care to note which color is connected

to the cathode terminal and which is connected to the anode).

The two telephone cords that plug into the telephone and into the wall jack can be made from a single phone cord with a modular plug on each end (such cords are available from Radio Shack and elsewhere) by cutting it in half. Label one cord to WALL JACK and solder its red and green wires to terminals J1 and J2. Label the other cord to TELEPHONE and solder its red and green wires to the terminals labeled J3 and J4. Note that the yellow and black wires on both cords are not used. Use an AC wall adapter with an output of 9VDC, such as the Radio Shack 273-1455; cut the coaxial plug off the end of the output cord and solder the "+" and "-" wires to the appropriate terminals on the board.

The size of the PC board and the location of the mounting holes are such that it will mount directly into a plastic enclosure available from Digi-

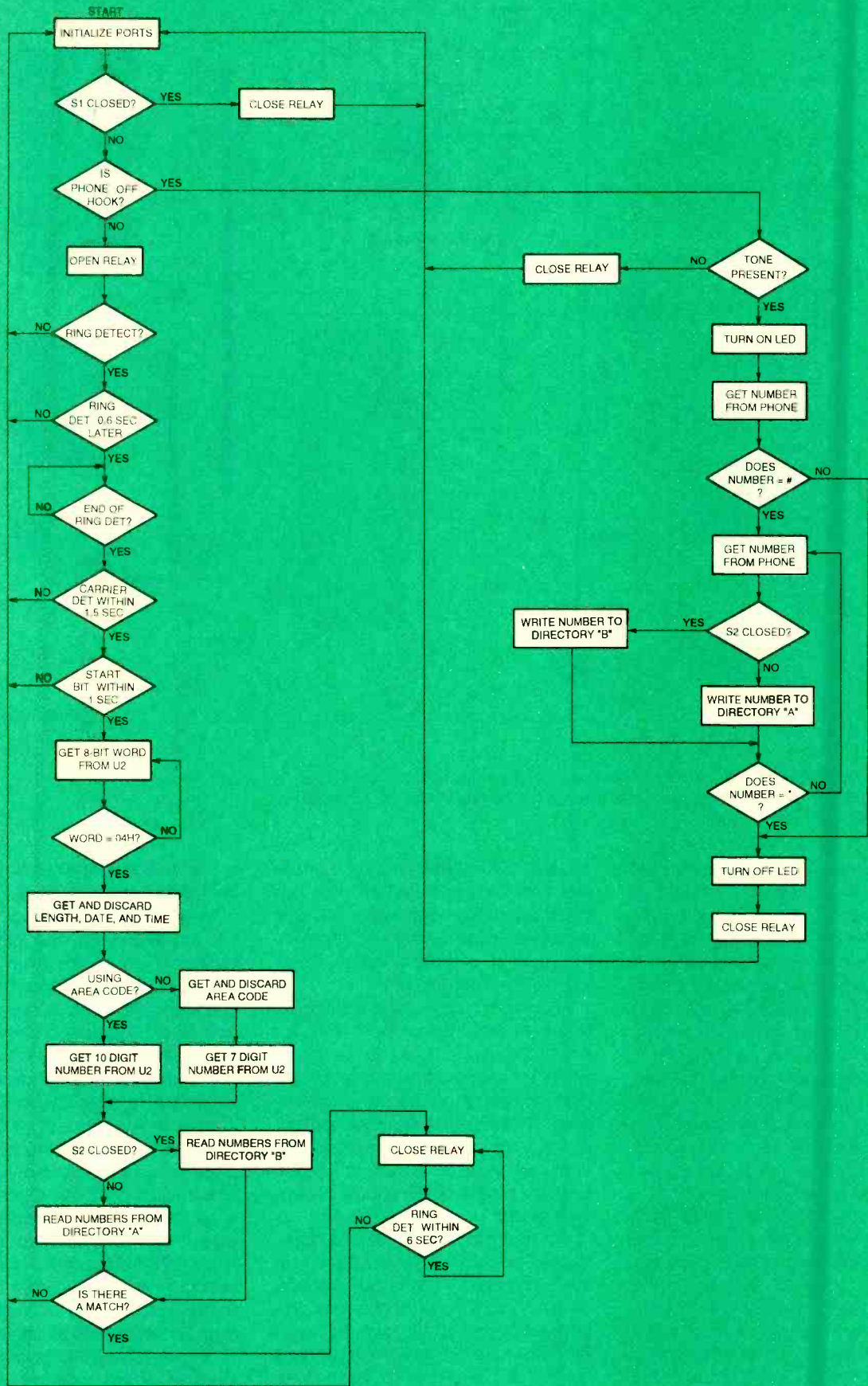


Fig. 3. This flowchart shows how UI's operating program works. A pre-programmed microcontroller is available from the source mentioned in the Parts List.



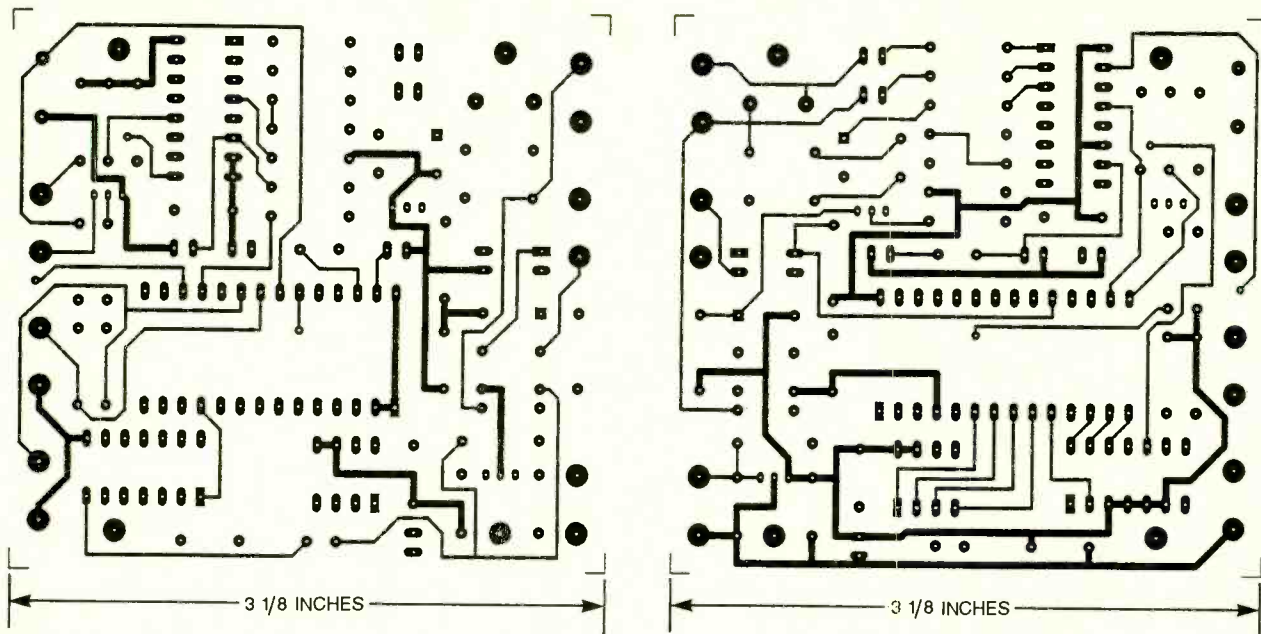


Fig. 4. The Caller Block is assembled on a double-sided PC board. Both sides of the board are shown here full size.

### PARTS LIST FOR THE CALL BLOCKER

#### RESISTORS

(All resistors are 1/4-watt, 5% units)

- R1, R2, R10-R15—10,000-ohm
- R3—470,000-ohm
- R4—18,000-ohm
- R5—15,000-ohm
- R6—270,000-ohm
- R7, R8—2000-ohm
- R9—75-ohm
- R16—150-ohm

#### CAPACITORS

- C1, C2—0.2- $\mu$ F, Mylar
- C3, C4—470-pF, ceramic disc
- C5—0.22- $\mu$ F, 16-WVDC, tantalum
- C6-C8, C10, C14, C15—0.1- $\mu$ F, Mylar
- C9—.01- $\mu$ F, Mylar
- C11, C12—15-pF, ceramic disc
- C13—47- $\mu$ F, 16-WVDC, electrolytic

#### SEMICONDUCTORS

- U1—PIC16C55-XT/P, microcontroller, integrated circuit (Microchip)
- U2—MC145447, calling-line identification receiver, integrated circuit (Motorola)
- U3—MC145436, DTMF receiver, integrated circuit (Motorola)
- U4—93LC56, serial EEPROM, integrated circuit (Microchip)
- U5—PS2505-1 optoisolator or equivalent, integrated circuit
- U6—78L05 low power 5-volt regulator, integrated circuit
- Q1, Q2—2N4401 general-purpose NPN silicon transistor

DI—1N4148 general-purpose silicon diode

LED1—Red light-emitting diode

BRI—1.0-amp, 200-PIV, fullwave-bridge rectifier

#### ADDITIONAL PARTS AND MATERIALS

- K1—5-VDC, DPDT relay
- MOV1—130 VRMS, metal-oxide varistor
- XTAL1—3.58-MHz, TV colorburst crystal
- S1, S2—SPST toggle switch
- Enclosure, PC board, IC sockets, wall adapter (9-volt DC, see text), telephone cord with modular plugs, hook-up wire, solder, hardware, etc.

**Note:** The following items are available from Weeder Technologies, P.O. Box 421, Baravia, OH 45103: A double-sided etched and drilled PC board (WTCBL-B), \$11.50; a kit of all board-mounted components including a pre-programmed PIC16C55 (WTCBL-C), \$34.50; a pre-programmed PIC16C55 only (PIC-CBL), \$18.00. All orders must include an additional \$3.50 for shipping and handling. U.S. and Canadian orders only, please. Ohio residents must add 6% sales tax. Please call your local telephone company to verify that "Caller ID" is available in your area before ordering.

Key (part no. SR131G-ND), but it is not critical that you use that box. Any enclosure large enough to accommodate the board and front-panel mounted switches will do.

Drill a hole in the top of the enclosure for the LED, and two holes for the switches. Label the enclosure accordingly, using dry-transfer lettering (available from art or office-supply stores), and mount the switches and LED to the enclosure and connect them to the appropriate points on the board using the wire pairs you previously installed. Mount the PC board in the enclosure and cut three slots in the seam of the plastic case for the power cord and the phone cords. Finish by running these wires out through the slots and assembling the two halves of the plastic case.

**Operation.** You must call your phone company and subscribe to the Caller ID service for your Caller Block unit to function. It may take several days to be hooked up, depending on your local telephone company, so it is a good idea to do that in advance.

Plug the phone cord labeled TO WALL JACK into the telephone jack on the wall and plug the cord labeled TO TELEPHONE into your telephone. Plug the AC adapter into the wall and the Caller Block should be ready to go.

Using a piece of paper, make two lists of telephone numbers, one for

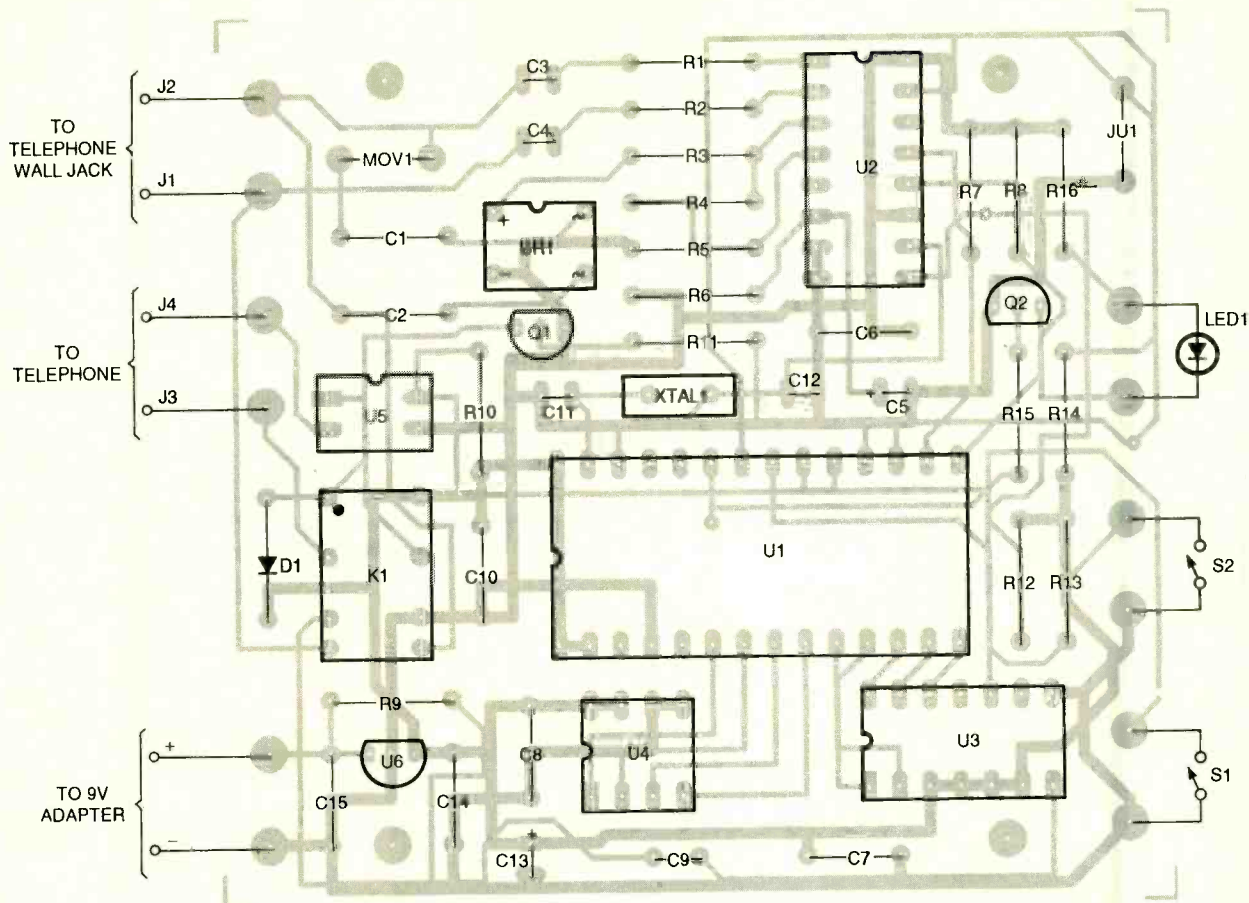


Fig. 5. Use this parts-placement diagram when assembling the PC board. The jumper (JU1) should be installed if you do not want to include area codes with each telephone number stored in memory.

each directory. As explained earlier, one directory can contain a large list of all your friends and family whom you wish to allow to ring your phone on a daily basis. The other list can be more selective, listing only those most important callers for times when you want more privacy. Each directory can hold up to 255 characters including the “#” sign, which is used to separate the telephone numbers. That works out to 31 different 7-digit telephone numbers or 23 different 10-digit numbers (those with area codes).

When programming the Caller Block, you may enter just a prefix such as “752”, and all numbers beginning with “752” (752-0001 through 752-9999) will ring your phone. That comes in handy if you wish the people in your neighborhood to be included in your list but you do not want to enter all their numbers separately. Also, if the unit is configured to use the area code, entering a three digit prefix will include all callers from that particular area code.

Note: If you configured your Caller Block to use area codes (omitting JU1), all numbers entered into memory must include the area code whether local or long distance. The number “1” is not required at the beginning of long distance numbers and should not be used when entering your numbers.

To enter your list of telephone numbers into memory, first verify that the bypass switch (S1) is inactive (open), then switch S2 to the desired directory and pick up the phone while holding down the “#” button on its keypad. The LED should light indicating that you are in the programming mode. Release the “#” button and begin entering your telephone numbers with your phone’s keypad. At the end of each telephone number press the “#” button, and after all numbers have been entered press the “\*” button to end programming. An example would be as follows (note that hyphens have been added for clarity but obviously would not be entered):

555-1212#555-0110#231-0675#  
753-9607#752#444-2276#  
786#225-35#831-097##

Note, that a prefix can be any length less than a full number. If you make a mistake, press the “\*” button to end programming then hang up the phone and begin again. If the “#” button is accidentally pressed twice in a row while programming, it is interpreted as being a prefix consisting of no numbers, thereby allowing any telephone number to be accepted and ring the phone. After you have finished entering numbers into the current directory and ending by pressing the “\*” button, simply hang up the phone, switch S2 to the second directory, and repeat the process with your second list of numbers.

If you run out of memory while entering your telephone numbers, the programming mode is automatically terminated. Count the characters in your list, including the “#” sign be-

(Continued on page 92)

**O**nline communications lets you use your PC to keep in touch with the rest of the world, giving you access to almost unlimited information. But many PC users are intimidated by on-line communications. While they may be aware of the benefits of connecting with on-line services and bulletin board systems (BBS's), they're overwhelmed by the many complex procedures and confusing terms that stand in their way. This article blazes the trail to successful on-line experiences to help even the PC neophyte. Before we begin our explorations of cyberspace, however, let's look at some of the gear you'll need for your on-line travels.

**Modem Basics.** The idea behind on-line communications is simple. You link your computer to another over a telephone line, then send and receive data. However, there are a few things you need to "go on-line." Besides the computer itself, you need a communications program, and a modulator/demodulator, commonly known as a "modem." The modem is the linking device that allows the transfer of data between your computer and other computers, such as those operated by on-line services and BBS's.

Of course, you must also have a telephone line that you can connect to your computer's modem. You can use your regular home or office phone line, but when you're on-line, you won't be able to make or receive regular calls. If you're going to spend a great deal of time on-line, you may want to have another phone line installed just for your PC communications, but by no means is that a must.


Computers work by processing digital information. Telephone lines, where on-line communication takes place, transfer information in an analog form. When a computer sends information, its modem converts the computer's digital signals into analog

signals and sends them along the phone line. A receiving modem changes the analog signals back into digital form for the receiving computer. The word "modem" comes from the MODulation of digital signals into analog form and the DEModulation of analog signals back into digital form.

**Speed.** Modems come in a variety of configurations. Most have features such as automatic dialing (autodial) and autoanswer; automatic redial of busy numbers; and a built-in, standardized command-language set for more sophisticated and automated operation.

Modems come in different

# Going On line



## with your PC

*Here's the lowdown on successfully entering a new "online cyberworld" with your PC.*

BY KARL T. THURBER, JR.

"speeds," which determines how long it takes to transfer information. The speed, or transfer rate, of a modem is measured in bits per second (BPS), also called "baud." A bit is the smallest unit of information in a computer; eight bits form one character of text, or a "byte." The more bits a modem can transfer per second, the faster it is.

Common data rates include 300, 1200, 2400, 4800, 9600, and 14,400, baud. Thanks to modems with on-the-fly data compression, speeds as high as 57,600 baud are now becoming vogue.

Of course, faster modems cost more than slower ones. However, when communicating on-line, the faster the modem, the less time it takes to move information, and the less a call costs if long-distance or connect-time charges are involved. However, some on-line services charge more for higher speed service. You have to balance the higher charges for high-speed service against the phone-bill savings. It usually works out that 2400 BPS is cheapest for routine communications, but 9600 BPS or faster is best if you transfer files. For file transfers a 2400-BPS modem is barely adequate, while a 300-BPS or 1200-BPS modem is only good for occasional BBS use at best.

The world is moving to higher and higher BPS rates. Modems cost from about \$25 (for a now-obsolete 300-BPS unit) to several thousand dollars (for multi-line network units). A 2400-BPS model can be bought for about \$50; 14,400-BPS modems start at around \$125, but are rapidly falling in price.

You should buy the fastest modem you can afford. While modem standards are quite technical, suffice it to say that you should at least opt for a 14,400 BPS modem that complies with basic V.22 bis and V.32 bis data communications protocols plus V.42 error-correction and V.42 bis data compression standards.

**FAX/Modems.** You should purchase a data/FAX modem if you are planning to communicate with any of the world's estimated 30-million FAX machines. Ordinary data modems cannot connect to FAX machines, but a FAX/modem can readily do so.

The FAX/modem should have at least 9,600 bits-per-second (BPS) FAX send/receive capability. Modern 14,400 BPS FAX/modems are increasingly affordable and usually make good long-term investments.


Transmitting FAX's created on a PC is a time-saver, but if you will be receiving lots of FAX's, as opposed to sending them, consider opting for a standalone FAX machine. Why? If you use your PC as a FAX machine, it must be turned on and configured for FAX reception—even when you are working on other projects—and you just might not want to keep your PC running 24 hours a day.

**Internal or External.** There are two basic types of modems: internal and external. An internal modem is on a plug-in card you install in your PC. An external modem is a self-contained device that plugs into one of the computer's serial ports via a cable.

Each type has advantages and disadvantages. Internal modems cost less than external modems since they don't need a separate power supply. However, an internal modem is harder to install than an external modem since you have to open up your computer and manually plug it into an available slot. You will also have to set jumpers, or perform a software setup, to specify the COM port and IRQ it will use.

External modems are easier to install and are readily transferable to other machines, but you'll need a cable, a power cord, and a free serial port on your computer. External modems also include lights that let you monitor modem status and diagnose on-line problems. Since external modems are located outside the computer, they do not take up one of the valuable adapter-card "slots."

Hooking up a modem is easy. If you have an external modem, you just connect it to an unused communications (COM) port at the rear of your PC with a modem cable. If you use an internal modem, you snap it into an unused card slot inside your machine.



*The Practical Peripherals' PM14400FXSA is a state-of-the-art external modem for 14,400 BPS data and send/receive FAX transmission. The 12-character LCD display and the ten LED status lights make it easy to determine what the modem is doing at any given instant.*



*"Ma, I shrank the modem" might apply to this tiny, 4.2-ounce Practical Peripherals' PM14400FX PKT pocket modem, with 14,400 BPS data and send/receive FAX capability. You can pop the bantam package into your briefcase for use in the office, at home, or on the road.*

For internal modems, the most difficult task is picking the right COM port and IRQ (interrupt request line) to use. That is necessary because conflicts between devices can arise if two peripherals or internal cards try to use the same COM port or IRQ. If, for example, you have a mouse attached to COM1 on your computer, you'll have to pick a different COM port for your modem. The modem manual should explain how to configure the

card for the desired COM and IRQ settings.

**Software.** As mentioned, you need communications software to go on-line. The software provides the instructions your computer needs to become an on-line "terminal" and intelligently control and communicate through the modem. The software also lets you read, store, and manage incoming data. Older software forced you to memorize and create arcane commands to do even simple tasks. Modern communications software uses pull-down menus, some other simplified command structure, or a graphical user interface (GUI). The program translates your request into the appropriate modem commands for you.

To access an on-line communications service you must usually buy a startup kit. Such kits often include proprietary, service-specific communications software packages, although with some services, like CompuServe, you also can also use general-purpose communications software.

**Parameters and Protocols.** Before you can call another computer, you must first tell your communications software what protocols and parameters to use. They constitute the ground rules between computers, and control such factors as transmission speed and the size of each information "packet." Your parameters must match those of the computer to which you're connecting.

The most important initial communications parameters are transmission rate, parity, data-word size, and the number of stop bits. We won't go into all that here, but for communicating with BBS's, the most common settings are 8 bits, no parity, and 1 stop bit, sometimes seen written as "8-N-1." The most common terminal emulation setting for BBS's is ANSI BBS, and one of the most common file transfer protocols is ZMODEM.

If your modem does not respond to commands sent from your communications program, or if you connect to a remote system and see an odd assortment of characters and symbols, the most likely culprit is a parameter mismatch. Don't panic—just change the parameters, experimenting as necessary.

Now that we've gotten the ground work out of the way, it's time to go on-line.

**What Are BBS's?** BBS's are places you visit electronically using your PC and a modem as a vehicle. They make good starting points for your on-line adventure, especially since (after providing some basic information about yourself) you can usually use them the first time you call. Commercial services, on the other hand, usually require you to become a dues-paying subscriber to sample the services offered.


Most of the 40,000-plus public BBS's in the country (nobody knows just how many there really are, especially if you factor in countless private BBS's) are locally oriented or dedicated to a single theme or hobby. However, many provide connections to broad-based networks. Most BBS's are free, while certain large, multiuser boards charge a nominal fee to \$10 an hour or more. Presently there are over 10 million BBS users, but that number may grow to 40 million or more by the end of the decade.

BBS's also differ from on-line communications services in that they usually serve a particular user niche, and they tend to be more interactive and informal. Since users don't usually have to worry about connect-time charges, they feel free to stay on-line longer and explore the system fully.

Most BBS's are "linear BBS's": their functions are organized hierarchically. In them, the BBS main menu is the starting point for most BBS functions. Another type of BBS is the "room BBS," which has a "lobby" as an entry point, and hallways and other areas (or "rooms") leading from the lobby. You can go from room to room, sending and receiving messages, and performing most BBS functions from whatever room you're in.

**What BBS's Offer.** Bulletin boards are electronic gathering spots that can offer hundreds of different functions. But the primary or "core" functions of a BBS are handing messages, E-mail, conferences, file libraries, games, and "doors."

People communicating with each other lies at the heart of any BBS, especially when the BBS organizes its message areas into separate user



*An internal modem is on a plug-in card that you install inside your PC as you would any other card. Internal modems cost less than external modems since they don't need a separate power supply, and thus are favored by many PC users. Shown here is Practical Peripherals' PM14400FX internal half-card modem with 14,400 BPS data and send/receive FAX capability.*

"forums" where people can exchange ideas on specific topics of interest. Most BBS's also offer free E-mail services, where messages can be directed to specific recipients rather than just being posted for all to read. While large collections of programs and files for downloading are useful, without user-to-user communications, a BBS is just a large file library.

If you have read a few messages, you may wonder how people keep track of the many different subjects they want to discuss. A forum or "conference" is like a room where conversation is devoted to a specific subject. Conferences provide valuable information on a variety of subjects that may be useful in a hobby, a job, or just for debate and exposure to new ideas.

One of the most useful features of BBS's is their file libraries. These are collections of programs, data, images, utilities, and other files you can download (transfer) to your own computer for your personal use.

Thousands of free, open-access BBS's allow you to download software posted on their boards; most programs are free. While much BBS software is a "mixed bag" of sometimes useful, sometimes not, public-domain material, most boards also post good shareware software for downloading.

Many BBS's have special "doors" that you can enter. They allow you to run a program through the BBS. One door might take you into a chess game where you can play against other people; another might take you into a fantasy or science-fiction game. Yet another door might even let you run an application like a word-processor, spreadsheet, or off-line mail reader.

**Calling a BBS.** When you first call a BBS, you must register as a new user or visitor. That usually requires nothing more than providing your complete name, a password, your phone number, and location. Doing so gives you access by creating a user account under your name. Usually you can use a BBS the first time you sign onto it, although file access may be restricted until the BBS SYSOP (system operator) verifies your registration.

Once you have logged onto a BBS, you have to figure out how to find your way around. There are many different types of BBS software. However, most have common features, even if the commands you use are slightly different from system to system. If navigating a BBS seems confusing, you're not alone. BBS's are managed by their SYSOPS. They keep their BBS's in good shape, help you get answers to your

## On-line Services

On-line communication lets your personal computer keep in touch with the rest of the world. If the idea of having almost limitless information at your fingertips intrigues you, take a look at this sample of what commercial on-line services are available.

America On-line (Suite 200, 8619 Westwood Center Drive, Vienna, VA 22182; Tel. 800-827-6364), with more than 450,000 members, is a popular and rapidly expanding on-line-communications service that has begun to challenge CompuServe in many areas, especially with its superb messaging features and its attractive graphical user interface (GUI). It has also challenged Prodigy by slashing rates and increasing the free hours included with your \$9.95 monthly fee. There's limited access to Internet, including E-mail. Best of all, new services are added almost daily.

CompuServe (P.O. Box 20212, Columbus, OH 43220-0212; Tel. 800-848-8199 or 800-848-8990), an over 1.5-million member utility, has a wide variety of services and databases, which makes it a first choice among many businessmen, researchers, PC power users, and professionals. The service traces its roots to 1968 when, known as Compu-Serv, it was a computer processing center for an insurance company. Today it provides access to electronic mail, travel services, financial information, shareware and public-domain software libraries, shopping, and much more. CompuServe has over 350 on-line forums, including many offered by PC hardware and software vendors.

Several membership plans are available, and free startup memberships are bundled in many software packages. One popular option is \$8.95 per month for unlimited access to 50 basic services.

Delphi offers a low-cost connection to Internet, plus the usual functions of a major on-line communications utility. The 100,000-member Delphi claims it is the only major utility that offers full-featured access to Internet, including Telnet for host-to-host connections, FTP (file transfers), Usenet news and discussion groups, and Internet Relay Chat (IRC).

There are over 150 information and communications services to be found on Delphi. Its "Custom Forums" let you host forums and effectively run your own network. Two billing options are offered. Contact Delphi/General Videotex Corp. (1030 Massachusetts Ave., Cambridge, MA 02138; Tel. 800-695-4005, On-line: 800-695-4002) for more information.

GENie (401 N. Washington St., Rockville, MD 20849-6403; Tel. 800-638-9636, On-line: 800-638-8369) is known for the variety and sophistication of its multi-player games, and it also boasts E-mail, a software library of more than 150,000 files, and dozens of special-interest forums and bulletin boards, known as GENie RoundTables. It has 400,000 users. Basic membership is \$8.95 per month, with a low hourly rate of \$3 during non-prime time (5 non-prime hours are included free each month). There is support for a variety of hardware platforms in addition to the IBM PC.

Prodigy (P.O. Box 4064, Woburn, MA 01888-9961; Tel. 800-822-6922) claims more than 2 million users, more than any other on-line service. It offers many consumer-oriented options and graphical screens that are notably easy for computer beginners to navigate. The service has E-mail only access to Internet, but it allows access to ZiffNet (more on that later). Their basic "core" membership costs \$14.95 per month; some Prodigy services cost extra.

The WELL (27 Gate Five Rd., Sausalito, CA 94965; Tel. 415-332-4335, On-line: 415-332-6106)—meaning the "Whole Earth 'Lectronic Link"—is an independent utility that's basically a computer-conferencing system. It features more than 200 BBS-style conferences for lively discussion. Other prominent features are E-mail, real-time conversations, and on-line files. There are no on-line games but considerable Internet access is offered. You can reach the WELL directly (long-distance, like a BBS), or through the CompuServe Packet Network (CPN) for a small surcharge.

ZiffNet is a specialized service for PC buyers and users. It brings together thousands of IBM PC and Macintosh freeware, shareware, and public-do-

main software programs, plus the excellent *PC Magazine* utilities, forums, product reviews and recommendations, databases of computer publications, and more.

You can access the service through CompuServe or go on-line directly with ZiffNet if you're not a CompuServe member. Additional information on ZiffNet is available through the CompuServe telephone numbers given earlier or presented each month in *PC Magazine*. Membership in ZiffNet (\$2.50 per month) is separate from CompuServe, but can appear on your CompuServe bill.

Saving what may be the very best (and also the most complex) for last, Internet is a loosely-spun, worldwide web linking more than 14,000 computer networks in over 50 countries, from giant mainframes to desktop PCs. It's a cooperative effort between government agencies, educational institutions, and various commercial and nonprofit organizations. With more than 10-million users, it's the fastest-growing on-line resource. In fact, some parts of Internet are growing 5-to-10 percent or more a month; by the end of the decade there could be well over 100 million users.

Designed originally for research and technical use, it's not very user-friendly. But that's changing as more casual users seek convenient access. You may be able to hook up through work or school, on-line communications utility services, some BBS's, and Internet access providers that hook you up for a fee.

There's no directory of everything on Internet, but some of the countless things you can access include E-mail; government documents, library catalogs, and databases; White House press releases; weather maps and forecasts; professional sports schedules; ZIP codes; and much, much more. Many of the on-line communications utility services have Internet forums where you can "get smart" on Internet before actually trying it.

For more information and a list of Internet access providers, check with InterNIC Information Services (P.O. Box 85608, San Diego, CA 92186-9784; Tel. 800-444-4345). ■

questions, and manage the flow of messages and files.

When you log onto a BBS, you should learn its rules. On most BBS's the most important rules may be shown to you when you call for the first time, or they may be passed on if the SYSOP calls you to verify your account.

On most systems, you can read the bulletins to learn the rules; BBS SYSOP's use the bulletins to place information

for new callers and regular users alike. Take the time to read the bulletins on a BBS to learn its policies and other special information, preferably the first time you sign on. Some SYSOP'S post lists of frequently asked questions (FAQ's) from those that new users typically inquire about; you should always read them before asking the SYSOP questions. Familiarity with the system helps keep you in good stand-

ing with its SYSOP, who controls your access to the system.

**Vendor Sponsored BBS's.** Many hardware and software vendors have established 24-hour, dedicated multi-user BBS's to support their products and exchange information. Their boards typically offer much the same information as the support forums on CompuServe and other on-line util-

ities, although the vendor BBS's have more of a "company store" atmosphere.

Most support BBS's are configured similarly to hobbyist boards. Like the on-line communications services, vendor-sponsored BBS's afford users the opportunity to read the questions and answers of other product users, and they also offer libraries of technical notes and problem solutions. You may be required to be a registered user of the company's products to use a company sponsored BBS, but they are almost always free.

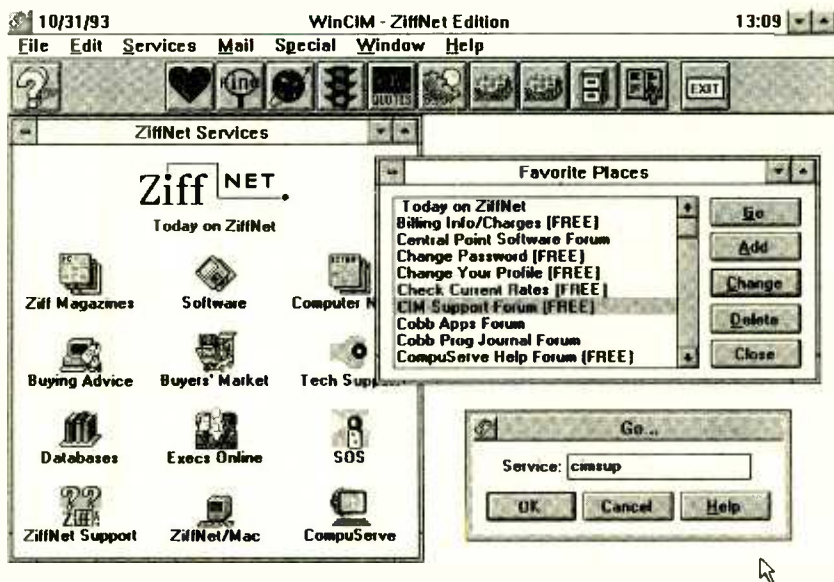
**Online Services.** Most of the major on-line services offer a variety of features, such as news, weather, and sports; sophisticated E-mail capabilities; on-line shopping; travel arrangements; bulletin boards, forums, and roundtables on many interests; multi-player games; on-line chatting; investment advice; educational services; information and reference databases; extensive files for downloading, and much more. Popular services include Prodigy, CompuServe, America On-line, and GEnie, among others (see the boxed text entitled "On-Line Services").

Probably the most popular features of on-line services are the forums that allow users to talk with each other via electronic messages. You can take a look at what messages are there, or you can jump into the discussions with your own messages. Forums also allow members to communicate directly with many if not most computer manufacturers and software publishers for the latest information, advice, and fixes for their products.

Many turn to on-line services for daily news. The services offer current stories on the latest issues, organized into topical sections. You can look at the news in the order you want, avoiding stories that don't interest you.

Education is a major goal of most services. Some offer an on-line encyclopedia and other research features to aid schoolwork. On-line information sources, unlike printed sources, don't go out of date because they are constantly revised.

Games are popular on the on-line services. Many users find on-line games more enjoyable than traditional computer games because, when you play on-line, you compete



*Once intimidating and difficult to use with general-purpose communications software, the proprietary WinCIM software makes using CompuServe under Windows a snap. CompuServe itself has over 350 forums and massive libraries of shareware and freeware software.*

against real people, instead of playing against a computer.

When it's time to do business, your on-line service again comes into play. Many people are buying and selling stocks, shopping, and obtaining airline tickets on-line, among many other business- and household-related tasks.

**Getting Online.** Once you have the equipment and software set up, all you need is a telephone access number. The access number, which the on-line service provides you, ties you into a local or long distance "packet-switching network" that lets you call the on-line service.

If you must make a long-distance call, you'll be paying long-distance phone rates on top of any subscription charges, although most major on-line services give you access through a local data line. Usually the local-number access is free, but sometimes there are "communications surcharges" for using it.

There are various subscription rates and rate plans for on-line services. On many services you are billed for the amount of time you spend on-line, rounded to the nearest minute or second. Other services charge a flat monthly rate, with certain "high-cost usage" areas being billed separately.

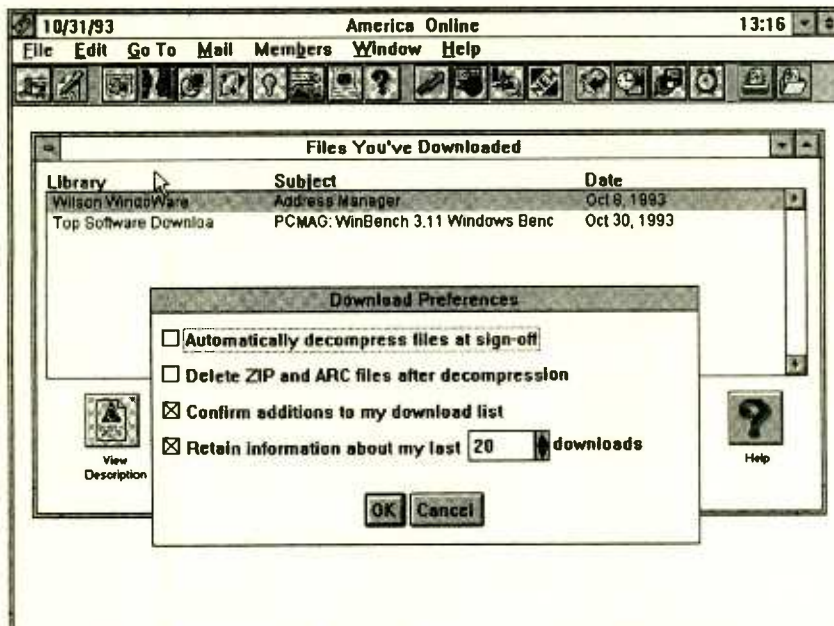
New on-line users receive an account-identification number and a password, which will allow them to continue to access the service.

Now that you're hooked up to a service of your choosing, an incredible world of information awaits you. After that initial on-line enlightenment you probably won't be able to get enough of on-line information, and you'll likely feel like the entire world is only as far away as the click of your PC's mouse.

**E-Mail.** E-mail, as the nickname implies, is electronic mail. It's the timely transmission of communications and correspondence such as letters, memos, graphics, and spreadsheets from computer to computer over an interconnecting network. It's like the mail that goes through the U.S. Postal Service, but it offers several advantages over regular mail.

E-mail is fast and inexpensive. Not only can you send simple messages, but you can attach files to them, get receipt acknowledgment, and send copies of your messages to other addressees, all at the push of a button or a mouse click. It's estimated that there are over 40-million E-mail users globally.

To use E-mail, you must be electronically accessible to others—you



*America On-line, with more than 450,000 members, is a popular and rapidly expanding on-line communications utility service that challenges CompuServe in many areas, especially with its superb messaging features, attractive graphical user interface (GUI), and ease of downloading.*

must have an E-mail address. That is a set of commands used to route a message through gateways until it reaches its recipient. Each electronic service offering E-mail has its own format for E-mail addresses. E-mail can be sent from users on one service to users on another.

**Using E-Mail.** There are several ways you can go on-line with E-mail. Each has its advantages and disadvantages. For one, you can send your E-mail through a BBS. This is the simplest method; all you need do is to establish an account on your favorite BBS. Once you are an authorized user, you can E-mail other members of the local system as well as users on any other BBSs that are linked through a "free access" communications network to your "home" BBS. For many computer users, that is satisfactory for occasional personal communications, but the business-oriented E-mail potential of most BBSs is limited.

For another, you can join an on-line communications utility service. If you're a member of an on-line service like Prodigy, CompuServe, America On-line, or GEnie, you already have E-mail services. Almost all of the major on-line services offer E-mail, and most offer an Internet gateway to allow you to send E-mail to subscribers of the other services.

Third, you can subscribe to a commercial E-mail provider. The major E-mail providers are connected through Internet gateways to provide global public messaging. Thus they compete directly with on-line services for E-mail customers. Most of those providers use a simple in-box and out-box concept for managing mail.

Each E-mail provider has a sign-up fee, plus monthly or yearly usage fees. Some offer a rich set of messaging services and tools such as store-and-forward mail, FAX storage, E-mail to FAX conversion, paper delivery, letterheads and signatures, return receipts, and text-to-speech conversion. Most offer proprietary E-mail management software, like the \$35 MCI Mail Express for PC's, that lets you manage your business correspondence and ensure worldwide delivery from your keyboard.

Communications software for E-mail providers is available from them, or you can use custom packages that provide an enhanced mail interface. One such Windows-based interface is The Wire, a robust mail-based "communications bridge" that lets you route messages by MCI Mail, telex, FAX, U.S. mail, and more using a standard model; its from Swfte International, Ltd. (P.O. Box 219, Rockland, DE 19732; Tel. 800-237-9383).

The E-Mail Connection software

handles MCI, CompuServe, and other on-line services as well as local area networks. It's a powerful application that integrates disparate E-mail systems using a single universal interface. The Windows-based program offers template-based automation of sorting and scheduling your mail, intelligent routing, and simplified addressing. The \$99.95 package is from Connect Software (6742 185th Ave., N.E., Suite 150, Redmond, WA 98052; Tel. 800-234-9497).

Last, you can directly communicate through Internet. Navigating Internet directly is challenging for most individual users. Few current software programs give you a slick interface to Internet, the kind of interface you'd expect from the major on-line communications services. However, if the volume of E-mail you send and receive is large, then using Internet directly may make both economic and practical sense for you.

**The Future of E-mail.** There are many bugs and wrinkles to be worked out; E-mail is in the state where FAX's were about five years ago. You may have guessed that sending and receiving messages and data via a wireless, cellular modem anywhere, anytime to any of the world's estimated 40-million plus "mobile workers" is one of the ultimate goals of most E-mail systems.

Going beyond E-mail, conducting all types of business electronically—electronic data interchange (EDI)—is the real wave of the future. The concept includes efficient and cost-effective computer-to-computer communications for the exchange of a variety of business transactions. E-mail, with its ease, economy, and effectiveness, fits in well alongside other EDI related partners such as FAX, telex, and radio paging.

**Books.** The *America On-line Membership Kit & Tour Guide* is a comprehensive, "official" 400-page guide to using AOL. The \$34.95 package includes the proprietary AOL software.

The Guide escorts members through the service, including E-mail, interactive forums, software, computing support, on-line classes, news, stock quotes, and other attractions. The book is especially useful to the new user since AOL doesn't publish a



paper-based user's guide, but instead relies on extensive on-screen help and a small, welcome guide.

The DOS edition is by Tom Lichty and Kathy Parks; Macintosh and Windows editions also are available. The Tour Guide series is available at most retail booksellers, or contact Ventana Press (P.O. Box 2468, Chapel Hill, NC 2755; Tel. 919-942-0220).

*Dvorak's Guide to PC Telecommunications* is a massive reference in its 2nd edition, by John C. Dvorak and Nick Anis. It presents users with understandable information on modems, how they work, and how to use them. The authors include detailed information on the major E-mail systems and on-line services, as well as many BBS's. They also cover the major commercial and shareware communications packages. Included is a 3.5-inch disk packed with communications and utility software. The 1128-page book/disk combo is \$39.95. It's available in most bookstores, or from Osborne/McGraw-Hill (2600 Tenth St., Berkeley, CA 94710; Tel. 800-227-0900).

*Get On-Line! The Communications Software Companion*, by Lamont Wood explains how modems work with software by demonstrating popular communications programs; users of these programs can easily work through the basic procedures. Special focus is on problems newcomers face. These include hooking up with remote computers; computing when traveling, especially using E-mail on-the-road; using text scrolled into a capture file with a wordprocessor; working with compressed files; and communications while multitasking under Windows. Wood's softcover is 336 pages and is published by John Wiley & Sons, Inc. (605 Third Ave., New York, NY 10158-0012; Tel. 800-225-5945). It's \$24.95.

On Internet, there's a hard way and an easy way to do almost anything. *The PC Internet Tour Guide* makes things easier by helping the beginner navigate through a murky maze of obscure UNIX commands and frequent error messages. The book comes with everything you need to work the Internet with point-and-click convenience, including step-by-step instructions and a road map to the network. Also included is a diskette of software, including Minuet, a package featuring E-mail, news reading,

and file transfers. The 350-page book is \$24.95 from Ventana Press. Companion books for other platforms, *The Windows Internet Tour Guide* and *The MAC Internet Tour Guide* are also available.

*The Whole Internet User's Guide and Catalog*, written by Ed Krol, is a best-selling, comprehensive guide to Internet's vast resources. The book pays special attention to new tools for helping you find information, whether you are a student, a researcher, or just someone who likes the benefits of E-mail. Included in the 400-page book is a handy pull-out reference card. It's \$24.95 from O'Reilly & Associates, Inc. (103 Morris St., Suite A, Sebastopol, CA 95472; Tel. 800-998-9938). A free catalog, in a magazine-like format, also is available.

*Using Computer Bulletin Boards* (2nd edition), by John Hedtke, introduces novices to BBS's and basic telecommunications, and it helps more advanced users to more effectively use BBS's. The book covers basic communications concepts, required equipment, telephone networks, on-line services, setting up a BBS, and more. Hedtke's book introduces you to a variety of popular BBS systems and on-line services, and it includes a disk with the Qmodem Test-Drive communications package. The 422-page book/disk combo is \$29.95. It's from Henry Holt and Company Inc./MIS Press (115 West 18th St., New York, NY 10011; Tel. 800-488-5233).

**Magazines.** The *BBS Magazine* is mostly for BBS and on-line-service SYS-OP'S, but serious BBS users will find much of interest here. Topics covered include setting up a BBS, BBS software, E-mail, Internet access, and more. The magazine also operates The Livewire BBS at (609) 235-5297. Subscriptions are \$30 per year from BBS Magazine (701 Stokes Rd., Medford, NJ 08055; Tel. 800-822-0437).

Since 1987, *Boardwatch Magazine* has been a leading monthly communications publication covering BBS's and on-line services. Each issue has information on hundreds of BBS systems, shareware software, Internet, information databases, telephone-system technology, hardware and software reviews, profiles of industry players, and tips on how to get the most value from your modem-

equipped PC. A one-year subscription is \$36 from Boardwatch Magazine (8500 W. Bowles Ave., Suite 210, Littleton, CO 80123; Tel. 800-933-6038).

*Computer Shopper* is a physically massive monthly publication aimed at direct PC buyers. Primary coverage is of PC hardware, equipment, software, and technology. But attention is also paid to on-line topics, including BBS's, on-line services, and user groups. The magazine also publishes monthly BBS listings. Subscriptions are \$29.97 a year from Ziff-Davis Publishing Co. (One Park Avenue, New York, NY 10016; Tel. 800-274-6384).

Referring to itself as "the modem user's resource," *Connect* spans a variety of on-line topics. They include communicating through BBS's and Internet, on-line shopping, book reviews, and more. There are individual columns for several of the major on-line services, including America Online, CompuServe, Delphi, and GEnie, plus the Macintosh computer. Subscriptions cost \$18 for 1 year (six issues). Details are available from Pegasus Press (3487 Braeburn Circle, Ann Arbor, MI 48108; Tel. 313-973-8825).

Having trouble setting up and using your modem? The On-line Access periodical is "the magazine that makes modems work." It's published eight times a year; domestic subscriptions are \$19.80 a year. Typical areas covered include on-line finance and investing, telecommuting, Internet access, researching by modem, and even on-line religious resources. For more information, contact On-line Access, Chicago Fine Print, Inc. (920 N. Franklin, Suite 203, Chicago, IL 60610-9588; Tel. 312-573-1700).

Now you know what it takes to go on-line, what awaits you there, and where the rosy future of on-line communications is headed. If you're hesitant to use a BBS, E-mail, or an on-line service because you think your computer skills are insufficient, don't be concerned. It only takes a short time to become a knowledgeable on-line user. It's also great fun.

So hook up your modem, install the communications software, and get started. There's a new world waiting for you. The only way to find out how enjoyable that world can be is to go on-line. But your phone line may indeed be busy forevermore. ■


**F**rom time to time, articles on SCA communications have appeared in hobby-electronics periodicals. The articles range in emphasis from circuit experiments and construction projects to rather sensational sounding descriptions of secret or mysterious signals not accessible to the general public. Actually, there is nothing really that mysterious about SCA, which stands for Subsidiary Communications Authorization.

The technical basis for SCA is the FM-on-FM data-transmission technique developed by range-instrumentation engineers back in the 1950's. Shortly afterward, the FCC authorized its use by FM stations to expand their services. FM stations broadcasting SCA programs frequency-modulate their main carrier (88 to 108 MHz) with one or both of the commonly used subcarrier frequencies of 67 and 90 kHz. Those subcarrier frequencies are, in turn, modulated with program material. In order to prevent interference with the main program, both the amplitude and upper-frequency limit of the SCA programs are held to relatively low values.

Since SCA program material is not meant for reception by the general public, the FCC protects it by prohibiting manufacturers from selling SCA-capable receivers on the consumer market. For electronics experimenters, however, it is not hard to build a demodulator that can be connected to any FM tuner to receive these transmissions.

**About the Circuit.** A schematic diagram for the SCA Adapter is shown in Fig. 1. The circuit, for the most part, is comprised of seven active elements: five assorted transistors and two IC's. The 67- or 90-kHz subcarrier signal is picked off the FM tuner (more on that later) as the input to the circuit. After passing through a parallel-T network, the signal is applied to the input of a two-stage amplifier comprised of Q1 and Q2. That amplifier boosts the signal's strength by about 20 dB before it is applied to the input of U1 (an XR2211CP FSK demodulator/tone decoder) at pin 2. That chip contains a phase-locked loop or PLL (which in its most basic form is comprised of a phase comparator, low-pass filter, and a voltage-controlled oscillator or VCO), a quadrature phase detector

# Build An



# SCA Adapter

*Hear the hidden broadcasts on the FM band with this easy-to-build add-on unit.*

BY DON McCORMICK

(which provides carrier detection), an FSK voltage comparator, and a pre-amp. It is specifically designed for data communications, can operate over a wide supply-voltage range (4.5–20 volts), and can accommodate analog input signals of from 2 mV to 3 volts. Timing capacitor C7 (connected between pins 13 and 14) and the total resistance connected between pin 12 and ground determine the circuit's lock or center frequency. Switch S1 allows the user to select either 67-kHz (LO) or 90-kHz (HI) SCA reception.

The voltage at pin 6 is held at zero when the input signal is either off-frequency or missing. When locked, pull-up resistor R16 causes pin 6 to go high (rising to about 7 volts), causing Q5 to turn on and LED1 to light.

That high also causes squelch transistor Q4 (a 2N3820 P-channel JFET) to turn off. That allows the twice-demodulated signal, which is output at pin 11

of U1, to be fed through R18, C18, and R19 to the base of Q3 (the output amplifier).

Power for the SCA Adapter is derived from the circuit consisting of T1, BR1, U2, and their support components. T1 can either be a standard power transformer as specified in the Parts List or a wall-plug type with an appropriate AC output.

**Assembly.** The SCA Adapter was assembled on a small printed-circuit board measuring about 4 $\frac{3}{16}$  by 2 $\frac{1}{16}$  inches. A full-size template of the circuit-board layout is shown in Fig. 2. Once you have etched your own printed-circuit board and gathered all of the required parts, construction can begin.

Note that all components are readily available and none are critical to proper operation of the circuit with the possible exception of C7. Although a polystyrene capacitor is recommended for C7, a polyester unit can be substituted. Since the P-Channel JFET might be hard to find, three choices for it are listed in the Parts List.

Guided by the parts-placement diagram shown in Fig. 3, install the passive components first—beginning with an IC socket for U1, followed by the resistors and capacitors (making sure that the polarized capacitors are properly oriented). Normally, it would be advisable to install the jumper connections at this time, but because the jumpers will have to be snoked around many of the board-mounted components it is recommended that they be installed just before mounting U1 in its socket. When you reach the jumper phase of construction, leave one end of the squelch jumper (JU1) disconnected; that will deactivate the squelch function, thereby avoiding confusing behavior during the circuit's checkout routine.

In any event, once the passive components have been installed, install the active components, starting with the diodes followed by the transistors and U2. Do not install U1 in its socket yet; it will not be installed until the checkout phase of the construction. If desired, LED1 can be temporarily mounted directly to the board to facilitate the checkout.

**Checkout.** The circuit must be checked out and aligned before it is

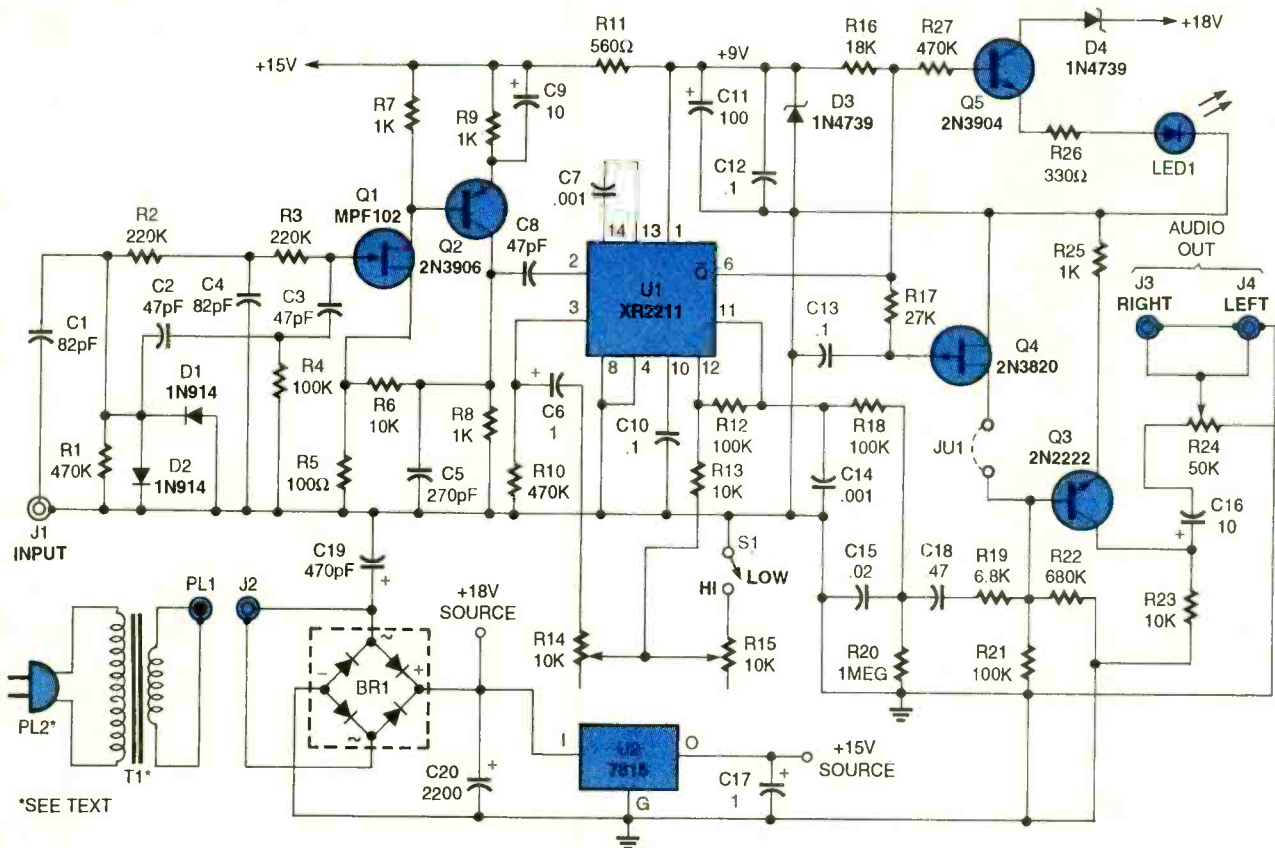


Fig. 1. This SCA adapter is built around an XR2211 FSK demodulator, some transistors, and a handful of support components.




Fig. 2. Although not strictly needed, this foil pattern allows for neat and easy construction. It is shown here full size.

permanently connected to an FM receiver or mounted in an enclosure. Once the circuit has been assembled and you have double-checked your work, set each of the trim potentiometers at the midpoint of its rotation.

Power up the circuit and check the +18- and +15-volt DC voltages. Also, the voltage at pin 1 of the IC socket should measure between +8 and +9 volts DC. If the DC supply voltages are okay, remove power from the cir-

cuit, install the jumpers, and install U1 in its socket.

**Set-Up and Use.** The best way to align the board is with a signal generator that can cover the range from 50 to 100 kHz. With S1 set to the *LO* position, feed a low-level 67-kHz signal into the input and adjust R14 until LED1 lights. Continue adjusting R14 to find the point where the LED goes off and trim the adjustment to midway between the on and off points. Set S1 to the *HI* position, feed a 90-kHz signal to the input, and repeat the operation, this time adjusting R15.

In selecting a tuner or receiver you have two options. First, you can be brave and resourceful and use your favorite equipment. If that is too much excitement in your life, you can go looking for an old clunker tuner or pull-out car radio at garage sales, etc., keeping in mind that, while it can be either stereo or mono, it must work properly as an FM tuner. It should also have reasonably good RF and IF linearity to avoid cross-talk leakage between the main program and the SCA output. Modern PLL/digitally tuned re-

## PARTS LIST FOR THE SCA ADAPTER

### SEMICONDUCTORS

U1—XR2211CP FSK demodulator, integrated circuit (Exar)  
 U2—7815 15-volt voltage regulator, integrated circuit  
 Q1—MPF102 N-channel JFET transistor  
 Q2—2N3906 PNP transistor  
 Q3—2N222 NPN transistor  
 Q4—J176, 2N3820, or NTE-326 P-channel JFET transistor  
 Q5—2N3904 NPN transistor  
 D1, D2—1N914 silicon diode  
 D3, D4—1N4739 9-volt Zener diode  
 LED1—red light-emitting diode  
 BR1—1.5-amp, 100-PIV bridge rectifier (Radio Shack 276-1152 or equivalent)

### RESISTORS

(All fixed resistors are 1/4-watt, 5% units unless otherwise indicated.)  
 R1, R10, R27—470,000-ohm  
 R2, R3—220,000-ohm

R4, R12, R18, R21—100,000-ohm  
 R5—100-ohm  
 R6, R13, R23—10,000-ohm  
 R7—R9, R25—1000-ohm  
 R11—560-ohm, 1/2-watt  
 R14—10,000-ohm, potentiometer  
 R15—25,000-ohm, potentiometer  
 R16—18,000-ohm  
 R17—27,000-ohm  
 R19—6,800-ohm  
 R20—1-megohm  
 R22—680,000-ohm  
 R24—50,000-ohm, potentiometer  
 R26—330-ohm

### CAPACITORS

C1, C4—82-pF ceramic-disc  
 C2, C3, C8—47-pF ceramic-disc  
 C5—270-pF ceramic-disc  
 C6—1- $\mu$ F tantalum  
 C7—.001- $\mu$ F polystyrene  
 C9, C16—10- $\mu$ F, 16-WVDC, electrolytic  
 C10, C12, C13—0.1- $\mu$ F ceramic-disc

C11—100- $\mu$ F, 16-WVDC, electrolytic  
 C14—.001- $\mu$ F, Mylar  
 C15—.02- $\mu$ F, Mylar  
 C17—1- $\mu$ F, 16-WVDC, electrolytic  
 C18—0.47- $\mu$ F, Mylar  
 C19—470-pF, ceramic-disc  
 C20—2200- $\mu$ F, 25-WVDC, electrolytic

### ADDITIONAL PARTS AND MATERIALS

T1—12-15-volt, 100-300-mA power transformer (Radio Shack 273-1385 or equivalent), see text  
 S1—SPST switch  
 J1, J3, J4—phono jack  
 J2—coaxial power jack  
 PL1—coaxial power plug  
 PL2—AC power plug  
 PC board: enclosure (Radio Shack 270-238 or equivalent), see text; solder, wire, hardware, etc.

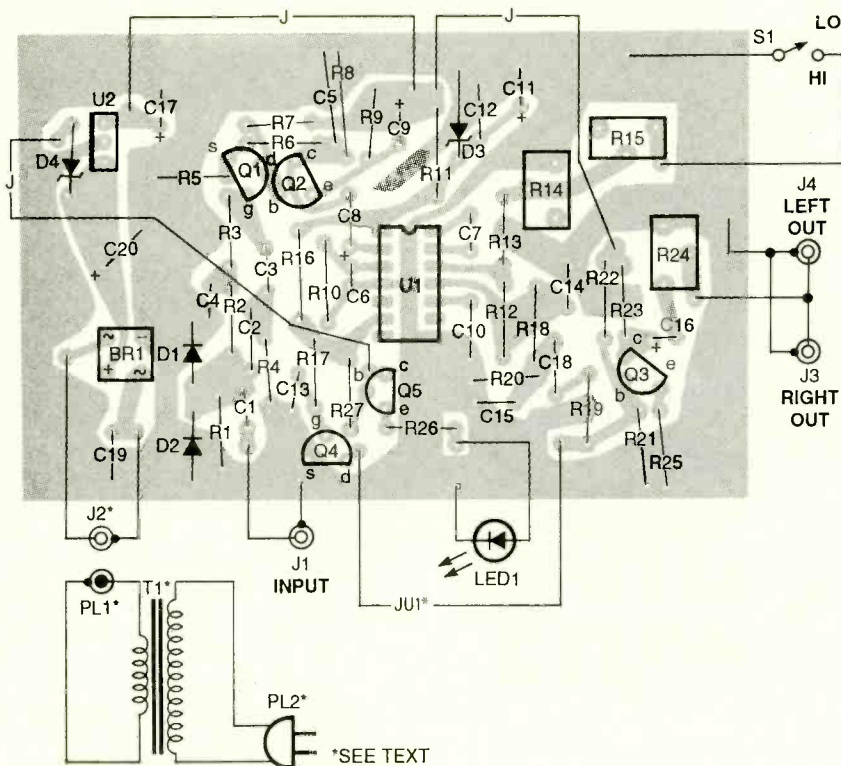


Fig. 3. Use this parts-placement diagram when installing parts on the PC board. Do not install jumper JU1 until the board has been completely checked out.

ceivers seem to be best in this regard.

If you have aligned your SCA board as previously described, you may use it as a probe to find the baseband signal take-off point in the receiver. The proper connection point is at the output of the FM demodulator before

any de-emphasis circuitry. Locate a strong station, one that you know is broadcasting SCA signals. Connect the output of the SCA circuit to another amplifier and speaker and listen while you make trial connections to the receiver. Remember that the

better the reception of the main FM program, the better the SCA reception. Once you've located the correct connection point, touch up the potentiometer settings by ear and enable the squelch circuit by connecting jumper JU1.

If you were unable to pre-align your SCA circuit, the same basic hook-up procedures should be followed, but there is a lot more trial-and-error involved. Set R14 to its midpoint for starters and try various combinations of hookup points and R14 settings until you find an SCA signal.

Now for the finished product. There are two ways to go. The easiest and most obvious is to house the SCA Adapter in a separate enclosure. If you choose to go that route, an appropriate enclosure is listed in the Parts List. You will also want to use a wall-plug type transformer rather than the one mentioned in the Parts List. Just make sure the one you select has an appropriate AC output.

The other approach is to house the adapter in the same enclosure as the radio with which it will be used. You will then need to select the unit so that there is sufficient space for the board and T1. The adapter controls can then be added to the front-panel of the receiver or mounted on a small piece of angle aluminum that is added to the top or side of the enclosure. ■



# How to Split a Power Supply

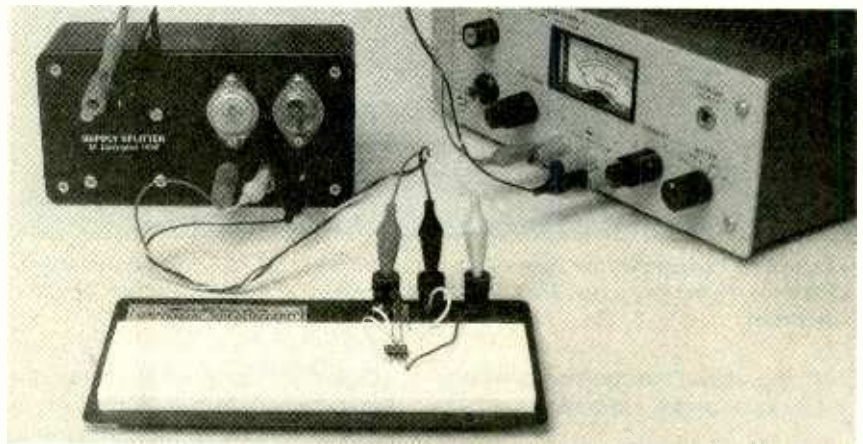
*What can you do if you need a dual supply, but only have a single-supply source? Build our splitter, of course!*

BY MICHAEL A. COVINGTON

**W**hat do you do if you have a single output power supply and you need a dual one? That's a problem that often arises with op-amp circuits. Many op-amp configurations require a split supply, but most lab-type power supplies have only a single output. That means you can't use them to power op-amp circuits . . . or can you?

You can if you use the supply splitter circuit presented here. It neatly splits its input voltage—anywhere from 8 to 30 volts—in half to give you two equal voltages of opposite polarity.

**How it Works.** The key idea is that in a dual-supply powered circuit,



*The splitter connects between the existing power supply and the circuit to be powered, in this case an op-amp circuit.*

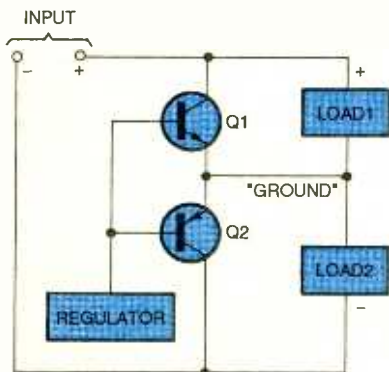
"ground" is midway between the positive and negative supply voltages. Accordingly, all we have to do is derive a regulated voltage halfway between  $V+$  and  $V-$ , and we're done.

Unfortunately, ordinary voltage regulators can't do the job. The reason is that they can only source current, not sink it. However, the ground terminal in a dual supply may have to either source or sink current, depending on which half of the load is drawing more current at the time.

Figure 1 shows the idea behind our special two-way voltage regulator that does what's needed. If Load 1

and Load 2 are drawing exactly equal currents, then the voltage between them is already halfway between  $V+$  and  $V-$ , so the regulator need not do anything. If the currents drawn by the two loads are different, then either Q1 or Q2 will conduct extra current to make up the difference. That way the ground voltage stays exactly halfway between the positive and negative rails.

Figure 2 shows the circuit. In it, R1 and R2 divide the input voltage in half. Op-amp J1 reproduces that voltage at the "ground" output terminal by making either Q1 or Q2 conduct as much as necessary. Capacitors C1 and C2



*Fig. 1. Transistors Q1 and Q2 regulate the "ground" voltage to hold it midway between the + and - terminal voltages.*

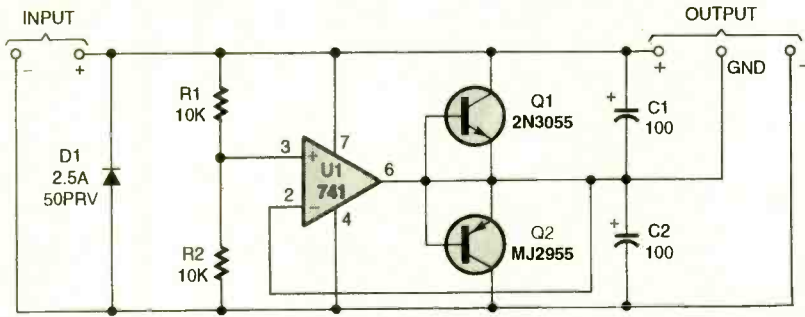



Fig. 2. In the actual circuit, a 741 op-amp (U1) is used as the regulator that controls the action of Q1 and Q2 to maintain a voltage between the input voltages.



The smaller components are mounted on perfboard while the capacitors are mounted directly to the binding posts. They, in turn, are mounted in holes in case just like the transistors.

hold the output voltage steady when the load changes suddenly.

### PARTS LIST FOR THE POWER-SUPPLY SPLITTER

#### SEMICONDUCTORS

- U1—LM741 operational amplifier, integrated circuit
- Q1—2N3055 silicon NPN power transistor
- Q2—MJ2955 silicon PNP power transistor
- D1—2.5-amp, 50-PIV rectifier diode

#### ADDITIONAL PARTS AND MATERIALS

- R1, R2—10,000-ohm, 1/8-watt, 5% resistor
- C1, C2—100-µF, 20-WVDC, electrolytic capacitor
- Enclosure, binding posts, circuit board, solder, wire, optional heat sinks for Q1 and Q2, etc.

Diode D1 is present to protect the circuit's input from reversed polarity by blowing the fuse of the main power supply. If your power supply has no fuse or you might one day use the circuit with an un-fused supply, place D1 in series with the circuit (say, in the positive input line and pointing toward R1) instead. That will afford the same protection with only slightly reduced regulation and voltage output.

Purists may object that the turn-on voltages of Q1 and Q2 are 1.2 volts apart, producing an operational "dead zone" that the output of U1 must cross in order to catch up with an unbalanced load. It is possible to bias Q1 and Q2 to eliminate the dead zone, but that proved unnecessary in practice because U1 can cross the dead zone very rapidly. After all, C1 and C2 guarantee that changes in the load balance won't be in-

stantaneous. In extensive testing, this circuit gave excellent regulation powering not only op-amp circuits, but also "messy" loads such as buzzers and flashing light bulbs.

**Construction.** Note that although this unit has separate input and output terminals for V+ and V-, the inputs and outputs are internally connected together. So, unless D1 was placed in series, you can build the splitter with three terminals instead of five if you wish.

Because there are so few components, a printed-circuit board is not necessary. Instead, the smaller components (D1, R1, R2, and U1) can be mounted on a small piece of perfboard. Capacitors C1 and C2, on the other hand, should be placed close to the output terminals. If you use binding posts, put them exactly 3/4-inch apart so that dual banana plugs can mate with them.

With regard to using a replacement for U1, the best op-amp to use is actually the cheap 741 specified. Higher-performance op-amps such as the TL081 do not improve performance.

**Using it.** As mentioned, you can use the splitter with fixed- or adjustable-voltage power supplies ranging from 8 to 30 volts. Make sure your power supply is isolated. That is, neither V+ nor V- should be connected to the power-supply's cabinet ground or power-line ground.

How much current can the splitter handle? That's a tough question. Remember that as long as Load 1 and Load 2 are equal, the splitter doesn't do any work at all. For most op-amp circuits, that's typically the case.

As a rule of thumb, this splitter can handle at least 250 mA of difference between the two halves of the load while operating with a 30-volt input. To do that, either Q1 or Q2 has to dissipate almost 4 watts and will get quite warm. If, in practical use, you find the transistors getting so hot that you can't touch them comfortably, add a heat sink. With the specified transistors and an adequate heat sink, this splitter can handle several amps.

Remember that Q1 and Q2 are "hot" in another sense, too: the case of Q1 is connected to V+, and Q2's to V-. So don't let anything accidentally come into contact with them. ■

# GIZMO

A CHRONICLE OF CONSUMER ELECTRONICS

JUNE 1994

VOLUME 10,  
NUMBER 6

## Get REAL

**FZ-1 REAL 3DO INTERACTIVE MULTIPLAYER.** Manufactured by Panasonic Company, One Panasonic Way, Secaucus, NJ 07094. Price: \$699.95.

For the past couple of years, *The 3DO Company* has been actively, and very vocally, hyping "the next generation of multimedia . . . the 3DO Interactive Multiplayer," a 32-bit, CD-ROM-based device that would connect to the consumer's TV and allow the whole family to play games, learn, and be entertained, all interactively. For a behind-the-scenes look at the development of this new multimedia platform—unique both in its hardware and in its software-licensing arrangements—see the discussion entitled "Build a Better Mousetrap" that appears at the end of this article. But first we'll give you a close-up look at the first 3DO Multiplayer to hit the market—*Panasonic's FZ-1 REAL 3DO Interactive Multiplayer*—and some of the earliest 3DO titles to be released.

Panasonic's REAL Multiplayer meets all the hardware standards set by The 3DO Company: It is a 32-bit system that displays up to 16-million colors, offers animation at a rate of up to 16-million pixels per second, features a double-speed CD-ROM drive, and provides expansion ports for future enhancements or refinements. The device can play 3DO software, standard audio CD's, CD + Graphics (CD + G's) discs, and Photo CD's. It is not compatible, however, with software for other interactive multimedia systems, such as Philips' CD-i, Tandy's VIS, or MPC (multimedia PC) CD-ROM discs.

The fluted columns that round off each corner of the 10¼ × 10½ × 3½-inch FX-1 give it a vaguely classical look. The POWER button is found on the left column, while the LOAD/EJECT button is on the right column. The disc tray is centered on the front panel, with a status indicator located to each side. A red light on the left side indicates power on, and a green light on the right side indicates that the loaded disc is being accessed. The controller port is located at the bottom of the front panel.



Expansion slots can be found on the side and rear panels. On the right side is an A/V expansion slot that can accommodate a full-motion video (FMV) cartridge, expected to be available in the immediate future. When equipped with the FMV cartridge, the 3DO deck will play Video CD's. On the rear panel is an expansion slot for peripheral devices that use high-speed data transfer; it will be used for future networking applications. Also on the back panel are the AC power cord; RF, standard video, and S-Video outputs; and right- and left-audio outputs.

The manual provides clear, well-illustrated instructions for connecting the FX-1 to a TV (mono or stereo), TV and stereo, and TV and VCR. In most set-up scenarios, the provided cables will suffice; S-Video, however, requires a special optional cable. The REAL Multiplayer is not recommended for use with projection TV's, which are more susceptible to phosphor burn.

Except for powering up and loading discs, all Multiplayer functions are controlled via the wired 3DO control pad. Designed for two-handed use, the controller is curved, with raised, rounded handholds on each side. On the top left is a four-

way directional pad; on the top right are A, B, and C buttons. Buttons labeled X and PLAY/PAUSE are in the center of the control pad. Along the back edge (the side that faces the TV) are right- and left-shift buttons. For multiple player use, it's possible to connect another, separately purchased, controller to the primary one via a port located between the shift buttons. A jack and volume control for headphones are found on the front edge.

The REAL Multiplayer came with two 3DO discs: *Crash 'n Burn*, a futuristic race-car simulator game that will be described below (along with several other software titles), and an introductory disc. Dubbed the "Sampler CD," it not only explains the various features of the Multiplayer and how to use them, but also offers a look at current and future 3DO titles.

The Sampler CD's main purpose—other than whetting your appetite for more 3DO software—is to help you get acquainted with the "feel" of the controller. To view current titles, for instance, you must move the on-screen pointer (using the directional pad) through an "art gallery," in which each "painting" represents a software category: entertainment, interactive movies, "edutainment," sim-

ulators, and so on. Once the pointer is positioned in front of the painting of your choice, pressing the A button accesses that category. As each title is announced and displayed, another press of that button causes the preview—a short segment of the program—to run. Pressing the C button returns you to the list of titles (the beginning of the list, unfortunately, instead of where you left off; you have to let it run through the whole list again and again to see all the previews). Pressing C a second time returns you to the art-gallery floor so that you can view other software-category paintings.

The "Coming Soon" segment of the Sampler CD was the most intriguing. It contained snippets of several upcoming 3DO titles, each chosen to represent the platform's potential. There were excerpts from three soon-to-be released animated stories—Batman, Thumbelina, and 2 Stupid Dogs. Several game segments allowed us to play along: golf, an animated shell game, and an impressive racing game whose three-dimensional effects actually made us dizzy as we sped along.

As impressive as the audio and video quality may be, the one means provided to access and control the interactive multimedia programming is sorely lacking in finesse. It takes some time to get the feel of the 3DO controller; in fact, after dozens of hours of play, we still didn't feel as if we'd mastered it. Using the directional pad is awkward, resulting in jerky movements that tended to overshoot or fall short of our intended on-screen destination. That complaint holds across the board; we had the same problem in every 3DO application that we tried. In addition, functions of the A, B, and C buttons are not standard; in one title, A might be the "fire" button, while in another B is used to shoot. The more proficient we became at one game, the longer it took to retrain ourselves for another.

When playing audio CD's, the directional pad is used to scan tracks (left and right controls) and to fast forward or reverse between tracks (top and bottom controls). The PLAY/PAUSE button does just what you'd expect, and the X button serves as the stop button. The A button is used to change the display from the main screen, which displays the track number, elapsed time, sound levels, and play mode, to assorted graphics displays resembling circa-1968 Filmore West light shows. The B button is used to access graphics or language channels on CD+G's. And, in case you have trouble remembering all that, the C button calls up a help screen.

Gizmo is published by Gernsback Publications, Inc., 500-B Bi-County Blvd., Farmingdale, NY 11735. Senior Writers: Chris F. O'Brian and Teri Scaduto. ©Copyright 1994 by Gernsback Publications, Inc. Gizmo is a registered Trademark. All rights reserved.

You'll need more than that bare-bones help screen for programming discs. Holding down either of the SHIFT buttons and then pressing the X button opens up a separate programming screen. Here, the controller's buttons take on yet another set of functions, allowing you to select repeat on or off, select the tracks you'd like to hear and the order in which they'll play, and select normal or random play. Programs are automatically saved in static RAM, and then retrieved whenever that CD is inserted in the Multiplayer.

With Photo CD's, the PLAY/PAUSE, STOP, and C buttons have the same functions as with audio CD's, but that's where the similarity ends. The directional pad is used to pan images, unless you also press a shift button, in which case it either creates mirror images or rotates the picture. The A button is used to advance to the next photo; used with the SHIFT button, it brings up the previous photo. The B button is used to select a zoom area; with the SHIFT button, to actually zoom in.

With a \$700 suggested retail price for the Multiplayer, it would have been nice if Panasonic had included a specialized remote control for audio and Photo CD's. It is possible to purchase a 3DO mouse separately, and at least one company (CH Products, 970 Park Center Drive, Vista, CA 92083) has been licensed to market a 3DO joystick.

After significant doses of 3DO hype at three Consumer Electronics Shows, we were excited about getting our hands on a working model. The graphics were, indeed, impressive, as was the speed. For example, some of the non-action, introductory screens approached real video, and the fast-action game playing didn't suffer from blocky graphics.

But the technical abilities of the Multiplayer won't guarantee its success. Whether any software licensees come up with the 3DO equivalent to Nintendo's Mario or Sega's Sonic will determine its future. We don't think the roguish characters in Crash 'n Burn (described below) will do the trick.

Now, let's take a moment and look at some of the first titles released for the new 3DO platform:

**CRASH 'N BURN; Crystal Dynamics, 2460 Embarcadero Way, Palo Alto, CA 94303; Price: Included with the REAL Multiplayer.**

Reminiscent of the Mad Max cult movies, *Crash 'n Burn* is set in a post-apocalyptic world in which assorted unsavory characters and their flashy vehicles are pitted against one another in a race to the death. After selecting a car based on its speed, acceleration, defenses, and weaponry, and a driver personae, players




race along 30 different tracks. Road hazards include banked curves, corkscrews, tunnels, water patches, ice, sand, tar, and land mines—not to mention the other drivers, whose cars are equipped with a variety of deadly weapons. Vortex mines, nitro blasts, nuclear-fusion casters, and cannons are just part of the available arsenal. There is also a defensive "cloaking device" that allows cars to become transparent. Winners are judged by speed and firepower.

*Crash 'n Burn* showcases some of 3DO's graphics capabilities, including the transparency effect, movie-like video during character introductions, digitized voice and sound effects, and intricate moving backgrounds. Play is three-dimensional; players can see a missile floating in front of the car, dodge it, and then watch it from the side as they drive past it. Unfortunately, the game also underscores the inadequacy of the controller included with the Multiplayer.

**LEMMINGS; Psygnosis, 675 Massachusetts Avenue, Cambridge, MA 02139; Price: \$59.99.**

Like their real-life counterparts, the animated critters in *Lemmings* exhibit extreme herding tendencies—they will follow one another to safety, or to their deaths, depending on the player's strategic thinking ability and reaction time. The player's goal is to successfully guide as many lemmings as possible to the safe





haven that lies at the end of an obstacle course by equipping individual lemmings to climb over, float down, build across, or smash through the obstacles. With 120 increasingly difficult levels of play, Lemmings is intellectually challenging and appeals to players of various ages, genders, and cultures.

Lemmings has been around since 1991; we've played—and thoroughly enjoyed—it on a variety of game systems. We had hoped, however, for better resolution from the 3DO version. Yet we still had difficulty distinguishing between the icons at the bottom of the screen—and mistaking a builder for a floater can have tragic consequences for the lemming population!


**PUTT-PUTT JOINS THE PARADE;** Humongous Entertainment, 13110 NE 117th Place #180, Woodinville, WA 98072-9965. Price: \$54.95.

A fine example of interactive storytelling, *Putt-Putt Joins the Parade* allows children (ages 3 to 8) to go on an open-ended adventure with Putt-Putt the car. Although there is a beginning and an end to the tale of the little car who must find a pet and balloon before he can enter the Cartown Pet Parade, what happens in between is entirely up to the player. Putt-Putt



can be guided down different roads, where he meets up with other Cartown residents and shopkeepers, gets a carwash bath, visits a toy store, mows some maze-like lawns to earn some money, and plays games. Players must remove such road-blocks as a large cow (by honking the horn), a pile of tacks (with a large magnet), and a music-less marching band (by turning on Putt-Putt's car radio). The main character is engaging, the story flows along at a nice clip, and every screen offers opportunities for kids to learn and explore.


**SHELLEY DUVALL'S IT'S A BIRD'S LIFE;** Sanctuary Woods, 1875 South Grant Street, San Mateo, CA 94402; 415-578-6340. Price: \$54.95.



*Shelley Duvall's It's a Bird's Life*, aimed at children aged three years and older, combines a linear story—a flock of domesticated parrots, homeless after a fire destroys their family's California home, travels to the Amazon jungle and then back to L.A.—with interactive diversions. Players can click on objects on each page to make them move or speak, play games, solve puzzles, read the text themselves or have Shelley Duvall read it for them, and “color” the screen with on-screen paintbrushes. The “edutainment” program contains detailed information on the Amazon Rainforest, geography, clouds, and birds of the world, along with more than 400 word definitions and 11 original sing-along songs. Although *It's a Bird's Life* is both educational and politically correct, neither the plot nor the birds captured our hearts or imaginations. (Of course, we do not quite fit the intended user profile, and we don't like Barney either.)

**ESCAPE FROM MONSTER MANOR;** Electronic Arts, 1450 Fashion Island Blvd., San Mateo, CA 94404; 415-571-7171; \$59.99.


Designed from the ground up specifically for the 3DO system, *Escape From Monster Manor* features a full palette of colors



and translucency, a CD-quality soundtrack, and special graphics effects. The game is set in and around a mansion located in the “sinister world of the undead.” The player's main goal is to find the scattered fragments of a golden talisman, so that the forces of evil will be forever banished from the land. Along the way, he must rid the property of ghosts, grim reapers, and other creepy beings by zapping them with a “ghost gun.” The search for the talisman leads the player through the labyrinthian rooms of the mansion, which unfold, maze-like, as he moves from room to room picking up extra ammunition, health power-ups, and keys to the rooms that lie ahead. Luckily, it's easy to call up a map of the current level, or we'd still be wandering around the attic of Monster Manor!

**TOTAL ECLIPSE;** Crystal Dynamics Inc., 87 Encina Avenue, Palo Alto, CA 94301; 415-473-3400; Price: \$59.95.

In *Total Eclipse*, the year is 2918, and our solar system is under attack by the Drak-sai, evil aliens intent on destroying our sun. The space-combat simulator game puts the player in the pilot's seat as he maneuvers through a realistic, finely sculptured, three-dimensional universe. The player's mission is explained by a lifelike, 3D virtual actor, synthesized from



sophisticated computer models: Destroy the Drak-sai before they destroy our universe. As a Stellar Guard pilot commanding the FireWing star fighter, the player flies over and around planetary surfaces, skimming mountains and exploring winding tunnels and deep canyons. All the while, he must dodge enemies and obstacles both air-borne and on the planet's sur-

face. There are 20 different levels of play on five worlds with harsh terrains: lava, desert, swamp, metal, and ice. The game is fast-moving, realistic, and exciting, but maneuvering the FireWing using the 3DO controller gives the Drak-sai an unfair advantage. We'd like to try this game using a flight-stick controller.

**STELLAR 7: DRAXON'S REVENGE;** Dynamix, Inc., 1600 Mill Race Drive, Eugene, OR 97403; \$59.95.

Based on the PC-based game, Stellar 7, *Draxon's Revenge* pits the player—Terran Defense Forces lead pilot—against the evil forces of Gir Draxon, supreme overlord of the aggressive Arcturan Empire. The player takes control of the Raven, a prototype heavy assault vehicle that has at its command a battery of weapons and defensive devices, including the super cannon and the RC bomb, along with the Cat's Eye



radar tracking system, the Inviso Cloak to render it invisible, and thrusters for a sudden surge of speed or vertical lift. It's also possible to use the Draxon's own Warp Links (similar to *Star Trek: The Next Generation's* "worm holes") to transport the Raven through space and time to attack the staging areas of the Draxon invasion fleet. The game offers seven challenging levels of fast-moving action and excellent three-dimensional graphics.

## Building a Better Mousetrap?

Asked where the name "3DO" originated, Trip Hawkins, president of The 3DO Company, quipped, "Audio . . . video . . . [the next logical step in the progression is] 3DO." He hopes to make 3DO as omnipresent in American households as its "D-O" predecessors.

From its inception, The 3DO Company has proven to be a unique player in the multimedia field. It does not manufacture either software or multiplayers. It focuses, instead, on designing the 3DO multiplayer, setting standards for all 3DO software and hardware, and licensing manufacturers. Two areas in which the company excels are arranging strategic alliances with those companies that will manufacture future products—equity partners include Matsushita, AT&T, Time Warner, MCA, and Electronic Arts—and marketing the unusual 3DO concept.

That concept seems ingenious in its simplicity: Design a brand-new, ultra-fast multimedia standard from the ground up, and then encourage software developers and hardware manufacturers by offering generous licensing arrangements.

First, the company came up with a prototype based on multiprocessors that were specially designed to meet its unique requirements, rather than designing a machine around the capabilities (and limitations) of chips available at the time. 3DO's high-performance architecture is based on a pair of custom "graphics animation engines" that can display or move up to 64 million pixels per second, compared to an average of roughly one-million pixels per second for 16-bit game systems.

Graphics are organized by the animation engines into "animation cels"—high-resolution, full-color images that can be animated, scaled, rotated, and further distorted. Those cels might be loosely compared to the "sprites" used by developers of other game platforms, but they don't face the same limitations as sprites in regard to size, shape, color, and number available. In fact, animation cels have more in common with Hollywood production techniques in which animators use layers of independent art to achieve realistic visual depth. Specifically designed to animate cels, the 3DO Multiplayer does so faster and smoother than other platforms.

Working alongside the graphics-animation engines are a custom, 32-bit RISC (reduced instruction-set computer) processing unit that handles interactive processing, a double-speed CD-ROM drive, and a multitasking audio system. Said to deliver 50 times the performance of typical video game systems and personal computers, the Multiplayer also offers millions of simultaneous colors, full-screen, software-based video at 30 frames per second,



**CH Products' Flightstick Pro is one of the first 3DO compatible joysticks to be introduced.**

and CD-quality sound with digital signal processing. The device is compatible with music CD's, including CD+G's, and Kodak's Photo CD. Taking advantage of 3DO's open architecture and expansion ports, future enhancements can be added. Those include full-motion video using the MPEG-1 data-compression standard, MIDI capability, the ability to attach a camcorder or VCR for home video editing, and the multimedia networking with other 3DO users over standard telephone lines.

To facilitate the 3DO platform's broad-based introduction into the consumer marketplace, The 3DO Company is offering unusually generous licensing deals and extensive programming packages. After an initial sign-on fee, hardware manufacturers need not pay any royalties on units sold. The software-licensing fee and royalty program are significantly lower than those for other formats. In addition, under the 3DO licensing program software developers can publish as many titles as they want, with no restrictions on category types, content, or product-introduction scheduling. Licensees have access to the 3DO Content Library, a database of some 60 hours of music, 20,000 sound effects, 10,000 still pictures, hours of film footage, 350 megabytes of clip art, and 500 texture effects—all copyright cleared and license free. Parts of that sound library were contributed by Time Warner and MCA.

In fact, each partner of The 3DO Company brings some special resources to the 3DO enterprise. Pairing Hollywood investors such as Time Warner and MCA with Silicon Valley software designers like Electronic Arts opens a new outlet for those companies' existing libraries of properties, while allowing new interactive products to be sold alongside film, music, and book versions of the same. Time Warner—which owns Six Flags amusement parks, where video-game arcades are popular attractions—is better known as the nation's second largest cable operator.

*(Continued on page 58)*

# Shhhhh!

**NOISEBUSTER ACTIVE NOISE-REDUCTION HEADSET.** From Noise Cancellation Technologies, Inc., 800 Summer Street, Stamford, CT 06901-1023; 203-961-0500. Price: \$149.

We live in a noisy world. Our ears are bombarded from all directions. Cars, trucks, trains, the washer, dryer, dishwasher, and microwave all have their own unique contribution to our sound environment, and there's always a TV or stereo playing somewhere in the house. Noise—it sometimes seems as if there's no way to avoid it.

We all know that exposure to loud noise can damage our hearing. But that's only one of the problems associated with it. Constant exposure to noise can lead to stress, and recent studies have shown that noise can even elevate blood pressure.

Although we are not always able to control the sound to which we're exposed, we can take some steps. In our homes we can take such measures as insulating walls, closing windows, and perhaps even using a white-noise generator to mask unwanted external noise. In our cars, we can install improved soundproofing. (See our review of Scosche Accumat, April 1994.) Earplugs are yet another means to reduce exposure to potentially dangerous sound levels. They are essential when using power tools, lawnmowers, and other generators of excessive noise.

We recently found a new way to quieten the world around us: electronic noise cancellation as provided by the *NoiseBuster*.

*Noise Cancellation Technologies'* NoiseBuster, which is powered by a 9-volt battery, looks something like a small personal stereo. A pair of comfortable, on-the-ear headphones is hardwired to a plastic box that measures about  $3 \times 3\frac{1}{2} \times 1\frac{1}{4}$  inches and contains most of the NoiseBuster circuitry. The normal appearance of the headphones is deceiving. They are special in that each earpiece contains a microphone as well as a speaker.

Those microphones listen for the offensive noise at your ear, and feed the information back to the main unit where its level and frequency are analyzed. The NoiseBuster then creates a noise signal of its own—an "anti-noise wave" that is a copy of the original noise, but 180 degrees out of phase with it. That anti-noise wave is fed to the headset, where it is output by the speakers. You can't hear it, though. When the anti-noise meets the offending noise, they cancel, reducing the apparent noise.

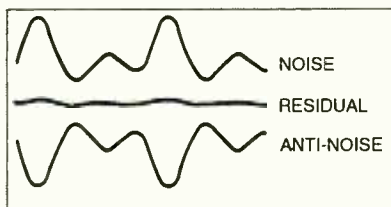
The NoiseBuster is designed to operate on noise from 30 Hz to 1500 Hz. The intent



is to reduce or eliminate low-pitched rumbles and hums, without interfering with speech. The effectiveness of the device depends on how much of the noise falls within its operating range. Noise Cancellation Technologies claims that some noises—such as that found in an aircraft cabin—can be attenuated by as much as 95%. Other noises, such as a vacuum cleaner that generates higher-frequency sounds, might be reduced around 40%.

Our first experience with the NoiseBuster was at the Winter Consumer Electronics Show in Las Vegas. It was the afternoon of the last day of the show, and much of the crowd had left. In short, the floor was on the quiet side—or so we thought. We put on the headphones, and were astounded at the reduction in the background hum of the convention center. We had no idea that it was still so noisy on the show floor!

When we received our evaluation sample, we first gave it a quick run on some of the noises we commonly encounter. We



**The top waveform represents the sound pressure of the offending noise. The bottom is the anti-noise signal generated by the NoiseBuster. The residual noise is shown in the center.**

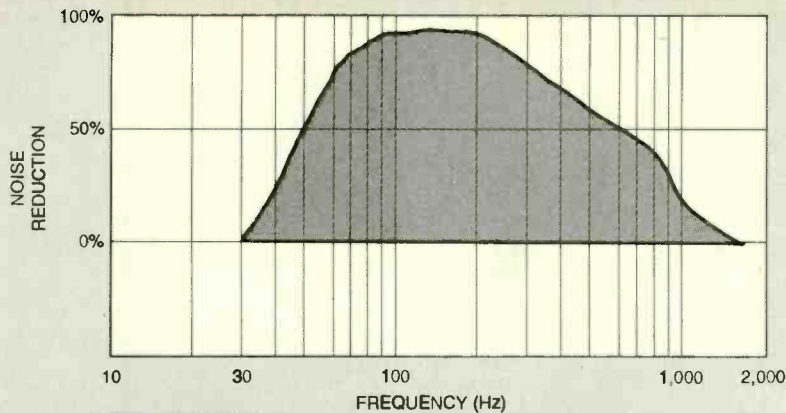
were disappointed to find that the power-supply fan on our computer was hardly quieted at all. Most of the noise it produces is evidently made up of higher-frequency components. The NoiseBuster merely changed the way it sounded by eliminating the low-frequency components of its hum.

We looked forward to giving the NoiseBuster a go on an airplane. Airplanes are incredibly loud, with noise levels in the passenger cabins somewhere around 80 decibels (dB). Typically, that noise—about the same as you might expect during the daytime in a busy city—makes it difficult to listen to a personal stereo, in-flight audio entertainment, or the soundtrack for an in-flight movie.

Normally, our first inclination would be to simply increase the volume of what we want to listen to. Think, however, what that means. If we assume that the airplane cabin noise level is 80 dB, then our stereo would have to be generating at least 83 dB because an increase of 3 dB is the smallest increment in sound level detectable by humans. Because the decibel scale is logarithmic, that increase of 3 dB actually represents a *doubling* of acoustic energy.

Shortly after takeoff, we put our headphones on and turned on the power. The noise was reduced dramatically—not the 95% reduction claimed possible, but substantially nonetheless. The reduction in low-frequency sound was enough to make us happy that we brought the headset along. There was still plenty of noise—any noise above 1500 Hz is not reduced.

The noise elimination could be most appreciated when we removed the headset



■ PERFORMANCE RANGE

The NoiseBuster is designed to operate in a frequency range from 30 Hz to 1500 Hz so as not to interfere with speech.

to compare the noise levels. We got used to the reduced sound so much that we didn't want to take the headphones off. Although the noise was reduced, we could still hear and understand everything. The captain's announcements were easily understood, and the flight attendants were intelligible.

We then used the NoiseBuster in conjunction with our personal stereo and the in-flight entertainment. The NoiseBuster comes equipped with a cable that is terminated on either end with a miniature stereo phone plug. A volume control is in the middle of the cable. One end of the cable is plugged into the headphone jack of the stereo, and the other end plugs into the NoiseBuster. (On our flights, we were fortunate in that the airplane was equipped with standard headphone jacks. Some airplanes use a two-prong audio connector—an adapter, not supplied with the NoiseBuster, would be required for compatibility.)

The result was tremendous. Usually, we get fatigued quickly by the typical poor audio at a high volume in an airplane. Instead of getting fatigued, however, we listened for virtually the entire 4-hour flight. Audio in an airplane never sounded so good to us.

The NoiseBuster is the first active noise-cancellation device available to consumers at a reasonable price. (Previously, active noise cancellation was used by the military to block, for example, noise in helicopters. Other uses that you will potentially see in the future include an active automobile muffler.) It provides a new way to reduce the noise in your life. ■

## TGIF

**FRIDAY PERSONAL/OFFICE RECEPTIONIST.** From Bogen Communications, Inc., 50 Spring Street, P. O. Box 575, Ramsey, NJ 07446; Tel: 201-934-8500. Price: \$499, two-line version; \$399, one-line version.

There are two things required to keep any company, regardless of size, operating at peak efficiency: a dependable staff and the tools they need to do their jobs. Topping the list of such tools is the equipment required to keep the lines of communications open between the staff and those they deal with outside the company.

Large or small, most businesses require, at the very least, a phone, a fax machine, and some way to answer and route incoming calls and to take clear messages when the calls cannot be answered immediately. There are two options open

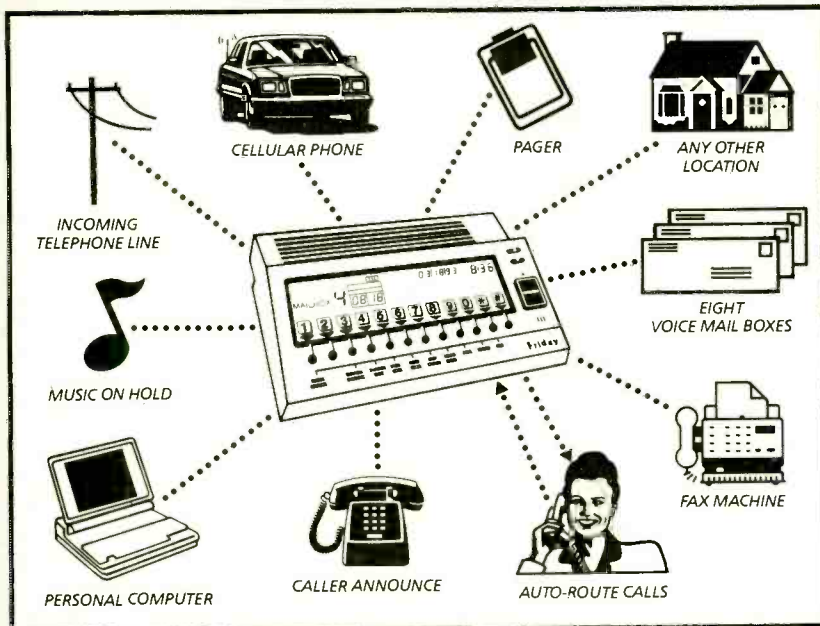
to large corporations—hiring a real, flesh-and-blood receptionist, or having an electronic voice-mail system installed. Despite our technological leanings, we still prefer to speak to a friendly, helpful person than a prerecorded message. However, comparing the costs of paying a salary and benefits year after year to the one-time price of a voice-mail system, many companies are opting for the electronic solution.

For many of the nearly 20 million small businesses and 24 million income-producing home-offices, however, neither voice mail nor a receptionist is an economically viable solution. Ironically, it's the small businesses and home offices for whom a professional, dependable communications presentation is most important. After all, large companies don't have to prove their professional integrity on each phone call—but small businesses do.

Home-office workers, in particular, face problems maintaining a professional image. Many people still can't accept that people who work at home are actually working. That non-professional image can be reinforced if, for instance, a home-office worker who decides to throw in a load of laundry while waiting for a document to print, forgets to answer the extension phone with the proper business greeting. Or if a toddler grabs the phone before his home-working parent can get to it. Those unfortunate scenarios, or similar ones, are familiar to most home-office workers.

Unable to afford sophisticated voice-mail systems or the salary of a receptionist, most small businesses and home offices still rely on standard telephones and answering machines. That's not the most effective communications arrangement—one out of seven home-based busi-





Friday provides home-based and small businesses with multiple voice mailboxes, and has the ability to selectively save and delete messages, to share phone lines with a fax or a modem, and to forward calls to any location—allowing you to be reached at a client's office, in your car, or on your pager.

nesses or services experiences a telephone-product failure each year. Missed calls result in wasted time, inefficiency, and possible loss of income.

*Bogen Communications* gives small businesses and home offices a competitive edge in communications with *Friday The PersonalOffice Receptionist*. Billed as "the next generation telephone answering system," Friday is a scaled-down version of the voice-mail systems used by major corporations. Intended to enhance the business' existing phone and fax machine, the all-digital system provides multiple mailboxes with customized outgoing messages. It has the ability to forward calls to any location, automatically detect and route calls to a fax machine or PC, notify users of urgent messages, remind users of appointments, provide music-on-hold, and professionally manage and screen calls.

With a footprint of only 6×8 inches, Friday doesn't take up too much valuable desk space. In fact, it fits neatly on one 3-foot-long bookshelf, between our two-line phone and our fax machine, with room to spare for our Rolodex. Both the one-line model and the two-line version reviewed here come with a wall-mount kit for those who can't spare any shelf space at all.

We began the setup procedure by installing a 9-volt battery for memory backup, and making the proper connections between Friday, the telephone, and the fax or PC. The two-line version can accept either two one-line phones or one two-line phone, using the supplied line cords. Friday is then connected to the outside phone lines' modular jack. A fax or a PC with

modem is also plugged directly to a jack on Friday's back panel. Finally, if you'd like your telecommunications system to offer music on hold, an audio source (personal stereo, tuner, portable CD player, or tape deck) can be plugged into the audio input. A volume control is located next to the audio input and can be adjusted using a small screwdriver. Friday is now ready to be plugged in.

After power-up, Friday performs a self-diagnostic test, as it counts down from 15 to 0 in the upper-right corner of the LCD. The manual is clearly written and well-illustrated; setup should cause no problems for even the technologically impaired. Unfortunately, the first unit we tested—one that had been reviewed by at least one other magazine and then shipped around repeatedly—flunked the diagnostic test. The replacement unit passed with flying colors, however, and was then ready to for initial setup and customized greetings.

Friday features a large (1¼×6-inch) LCD screen that displays the date and time, which mailbox is in use, and the number of messages—old and new—that are stored. Along the bottom of the display is a row of icons that includes the digits 1 through 0, an asterisk, and a pound sign. Immediately below the LCD are buttons that correspond to each icon; their everyday functions are clearly labeled on the front of the unit. During setup, however, those buttons perform other functions. The setup functions are accessed by flipping open the lid to a compartment that runs along the front of the unit.

Friday actually talks you through each

stage of the setup process in synthesized voice, in a style that's familiar to anyone who's ever called a voice-mail system. For instance, when setting the number of rings desired, Friday prompts, "For Toll Save press 2, for three rings press 3, for four rings press 4..." Similar instructions are provided for setting the time and date, and the volume of voice prompts and message playback, making those procedures as easy as possible.

With the basic settings programmed, the next step is recording the main greeting and the messages for each of the four mailboxes that can be used as individual answering machines, and for the three additional mailboxes that can be used for outgoing announcements. Again, the manual offers detailed advice, including this example of a main greeting:

"Hello, you have reached the ABC Company. To leave a message for Dave, press 1; for Amy, press 2; for Pete, press 3; for Lisa, press 4. To hear our mailing address, press 5. To hear our office hours, press 6. To get directions, press 7. To send a fax, press 8. To repeat this message, press 0 at any time."

The personal messages would then sound something like: "Hi, this is Dave. Please leave a message after the tone and I'll get back to you."

Of course, all of the outgoing messages are entirely up to the user, who can personalize them to meet the company's needs. With the two-line system, two different main greetings can be recorded, or one greeting can be used on both lines. For the one-line unit, multiple greetings are possible only if Distinct Ring service is ordered from the phone company.

Home offices with only one or two workers can still put Friday to good use sorting out messages on the business and personal phone lines. If, for instance, Jane Johnson ran a catering business from her home, the main message on her business line might say: "You've reached Johnson Fine Foods. To leave a message for Jane, press 1. If you'd like to receive our brochure, press 2. If you'd like to hear our Spring menu and price list, press 5. If you need to know our address, press 6. If you'd like directions to our facilities, press 7. To send a fax, press 8." On line two, the personal line, the main message might say, "Hi, You've reached the Johnson residence. To leave a message for Jane, press 4. To leave a message for Tom, press 5." Or, in a home with kids, "To leave a message for Jane or Tom, press 4. To leave a message for Tom, Jr., press 5." It's also possible to reserve one box for private use by family members or employees only; simply leave that box number off the main menu and tell only those whom you wish to use it of its existence.

Friday can hold up to 18 minutes of

# The Family Fax

**HOME FACSIMILE MODEL FX40. Manufactured by Samsung Electronics America, 105 Challenger Road, Ridgefield Park, NJ 07660-0511; 201-229-4000; Price: \$299.**

messages in its RAM. However, an optional expansion module doubles the message storage time to 36 minutes. Because Friday is a digital answering machine, there are no tapes or moving parts to wear out. Digital playback features are extensive: you can instantly repeat, save, pause, or delete a message; skip forward or back one message; save a message to a different mailbox; play the time/date stamp; and even choose from three playback speeds—slow, normal, and fast.

The LCD indicates which mailboxes contain messages and how many new and old messages are stored in the currently active mailbox. Messages can be retrieved by selecting the appropriate mailbox and pressing the MESSAGE button. To call in for messages, a security code is always required; security codes can also be set to prevent local access to the messages in your mailbox or any other mailbox functions. With the proper security code, it is also possible to program the system remotely via telephone. (If security is not a priority and/or you have trouble remembering codes, you can opt to use the factory preset codes: "1111" for mailbox one, "2222" for mailbox 2, etc.)

Of course, a good receptionist does more than take messages. The job description often includes screening unwanted calls—or all calls, if the boss is in a meeting; relaying messages; providing clients with a number at which their contact can be reached; ascertaining a call's relative importance and acting upon it; passing along messages between employees, and even reminding employees that they have appointments scheduled.

Friday can do all that. When the announce-caller function is activated, Friday asks who is calling; the name can be heard over Friday's speaker. You can then decide whether to take the call or let the caller leave a voice-mail message. If you're in the middle of an important project, you can turn on the do-not-disturb function. Friday then answers the phone on the first ring and takes messages without broadcasting them over its speaker.

If you are going to be out of the office and don't want to miss your calls, you can have Friday forward the calls to another phone number or to a pager. (If your Friday is the one-line model, you must have 3-way calling from the phone company to use call forwarding. On the two-line unit, Friday uses the second line to call out.) When call forward is activated, the caller is told, "Press 0 to leave a message, or your call is being forwarded." Pager forward works in the same manner.

If you want only urgent calls to be forwarded, the remote-notify function is used. Each caller is asked if his message is urgent. If so, Friday will call you at the number that you have programmed. Of

course, every office is plagued by at least one salesman who always considers his calls urgent! You can get around that with the call-block function, if you know his phone number. Intended to prevent toll fraud, the function allows you to block call-forward, remote-notify, and pager-notify attempts from up to three phone-number prefixes of up to four digits. If Joe from Acme Office Supply has been leaving urgent messages for you to call him at 555-5555, for instance, you can program Friday not to forward calls with the 5555 prefix.

Coworkers can leave messages for each other, or leave timed reminders for themselves or others. Up to three timed messages can be left in a mailbox; at the user-specified time and date, Friday beeps and puts the message in the mailbox. The 2-WAY/MEMO button is used to leave messages in other people's mailboxes. During a phone call, pressing that button records the conversation.

Friday can also recognize the phone company's Distinctive Ring, Indent-A-Ring or other services that permit multiple numbers on a single phone line. Each number has a different-sounding ring. Friday can distinguish between the different rings and be programmed to answer one number with a business message and the other with a personal message.

For fax reception, two routing methods are used. First, the caller could listen to the main message menu and be instructed to press 8 to send a fax. If someone just sent a fax without calling first, however, Friday can recognize the CNG tones of the fax machine and automatically route the call to the fax machine. (The two-line model allows faxes to be received on either number.) Friday cannot detect modem calls; the calling modem must first dial the phone number, then provide a pause until Friday answers, and then enter the 8.

From the user's perspective, Friday offers an easy-to-use, customized system whose variations are limited only by the imagination. Need a wake-up call when you're on a business trip? Use the timed memo function to call-forward a timed reminder. If your business is mostly repeat customers that know your staff by name, identify mail boxes by name. If you're actively courting new customers, record an outgoing message that prompts callers to "press 1 for sales, press 2 for accounting, etc."

From the incoming caller's standpoint, Friday is professional without being totally impersonal. At most, the caller is presented with eight menu choices. (We've called large corporations and had to listen to seemingly endless lists of employees before hearing the name we needed.) Call-forwarding functions help end games of

*(Continued on page 58)*

The facsimile machine is a standard fixture in modern offices, right up there with the telephone system. It's rare to see a business card or letterhead that doesn't list both phone and fax numbers; some companies have standard and toll-free numbers for both their telephone and fax lines. From the corner deli to the Fortune 500, just about every business uses faxes to speed up paper communications.

The fax has not penetrated the home-office market to the same extent—at least not yet. As of last year, only 10% of homes with income-producing offices included fax machines. But that number is expected to increase dramatically in the next few years, as prices continue to drop, the units shrink in size, and more convenience features are offered.

Today's crop of thermal-paper fax machines routinely offer a built-in telephone, speed dialing, polling, and the ability to print out "reports" of stored phone numbers and recent transmissions. They don't even require a separate phone line, but can automatically route incoming calls to the fax or telephone, or to an attached telephone answering machine.

A few years ago, such a machine could not be found for under \$500, and you could expect to pay much more. Today, however, you'd have a hard time finding a feature-laden home fax that cost as much as \$500, and many cost considerably less. And at prices from \$250 to \$450, now you're talking consumer item.

It's not surprising, then, that facsimile manufacturers are targeting not only homes with offices, but also homes without them. Want your husband to pick up a few things at the grocery on the way home? Fax him a list. Forget to send your mother a birthday card? Fax her a home-drawn greeting at the last minute. Did Susie have a straight-A report card? Fax copies to all the grandparents. Can't remember how to make Mom's meatloaf? Ask her to fax you the recipe. For consumers as well as home-office workers, the key selling points are low price, compact size, and plenty of convenience features.

With a suggested retail price of \$299, Samsung's FX40 is a good example of the consumer fax machine. It offers all the basics listed above, plus a few bonus features, such as the ability, at the press of two buttons, to print out a "help" list of its functions. It does not offer some of the features found on top-of-the-line home fax



machines, such as an automatic paper cutter, a paper feeder, and a half-tone mode for transmitting photographs. The lack of such features precludes using the FX40 in many home-office situations—a graphics designer would want the high-resolution of a half-tone mode, a lawyer would want to automatically feed in multi-page briefs or legal contracts, and the local deli owner wouldn't want her employees wasting their time cutting apart incoming pages of orders during the lunch-hour rush.

For those offices or homes that receive the occasional fax, or send out only printed material, the FX40 makes sense. Measuring just  $13\frac{3}{8} \times 3\frac{1}{4} \times 8\frac{1}{4}$  inches, it can fit in even in the tight quarters of many home offices—or can find a spot on the kitchen counter. And it's easy to install and to use.

Setup requires attaching the telephone handset to the left side of the main unit, and then connecting the unit to a telephone jack with the supplied modular cord. If desired, an extension telephone or an answering machine can be plugged into the extra jack on the back of the fax machine. If needed, the ring type (soft, normal, or off), pulse/tone switch, and volume control can be adjusted. The supplied 49-foot paper roll fits in a compartment under the top lid, which is opened with a press of the **RELEASE** button.

Before the FX40 is ready to send a fax, the correct time and date must be set, along with the terminal ID. All of that information will appear at the top of each fax that is transmitted. In fact, to prevent unwanted junk faxes, a federal law requires that every fax sent must include a terminal ID. That can consist of only a phone number, a name and number, or a company name, address and phone number. Date and time are set by pressing **FUNCTION** and **0**, and then inputting the month, day, and year followed by the hour and minute in 24-hour format. Setting the terminal ID is slightly more complex. An asterisk must separate each digit or letter, and letters are

selected with multiple taps on the numbered phone-dial buttons. A chart that appears in the manual makes the spelling process easier.

The FX40 can also be programmed with up to ten numbers for speed dialing. Pressing **FUNCTION** and then **SPEED** begins the process. The one-digit (from 0–9) number that will be assigned to the speed-dial number is entered first, immediately followed by a phone number that contains up to 34 digits. Pauses can be added anywhere within the number. A name can be added to identify each number, using the same spelling technique as to input the terminal ID. A plastic tray that slides out from the right side of the FX40 holds a name card on which the names associated with the speed-dial numbers can be listed for easy reference.

Documents ranging in size from  $6 \times 5$  to  $8.5 \times 59$  inches (width  $\times$  length) can be transmitted. A document is inserted into the feeder on the front of the unit until a beep is heard and the paper is pulled in automatically. Two resolution modes are offered by the unit. Pressing the **FINE** button toggles between standard and fine modes. A green LED lights when fine mode is selected.

It isn't necessary to pick up the handset when dialing; instead, the **MONITOR** key can be pressed. The number can be entered manually or speed dialing can be used by pressing **SPEED** and the one-digit speed number. When the call goes through, a high-pitched warbling sound can be heard, and pushing the **START/COPY** button begins the transmission. To signal that the transmission is complete, the FX40 beeps five times. For multi-page documents, the next page must be inserted before the beeping ends.

The FX40 has the ability to print out several different types of lists. The most helpful, particularly for new users, is the help list, printed by pressing **FUNCTION** and then **START/COPY**. When programming

the device, you can print out the time and date and terminal ID to verify that they were input correctly. Those printouts are generated by pressing **FUNCTION**, **0**, and **FUNCTION**, **1**, respectively. Using the same basic technique, you can also print out a list of your programmed speed-dial numbers; that's when you'll appreciate having taken the time to assign each speed number a name. You can also generate a communications report that lists the last 20 receptions and transmissions, including such information as whether the fax went through, the sending/receiving number, date and time, and number of pages.

The FX40 supports simple polling, which allows the unit to receive a document from an unattended remote fax machine—assuming, of course, that the remote fax also supports polling and that it is ready to send a document. To use the feature, simply call the remote fax, and when it answers, press the **RECEIVE/POLL** button. The FX40's polling feature won't work if the remote fax requires a password or poll code, and the machine can't be polled itself.

If you don't normally receive a lot of faxes, the expense of a second phone line is probably not justified. (In our neck of the woods, for example, the basic charge for the phone line, ignoring the installation fees, would eclipse the cost of the FX40 in a little over two years.) Because the FX40 can automatically recognize incoming auto dialed faxes, a second line isn't required.

The reception modes work in a variety of different ways. In the full-automatic mode, the fax automatically receives the incoming document after a user-defined number of rings. If you rarely receive faxes, you'll want to set the FX40 to its full manual mode, where it doesn't answer any incoming calls. However, if you pick up the receiver and hear a fax tone, you can simply press the **START** key and hang up the receiver, and the fax will go through.

Another reception mode lets the FX40 share the line with an answering machine. In the answer mode, the answering machine is plugged into the **EXT.TEL** jack on the back of the machine. When a call is received, the answering machine answers and plays its outgoing message. But if the FX40 detects a fax tone, it automatically switches over and receives the incoming fax.

Incoming faxes can also be transferred from an extension phone to the fax machine. For example, if you answer an incoming call and hear a fax tone, you can press **\*9\*** (the default) to transfer the fax to the FX40. This feature doesn't work with just any extension phone—the extension must be plugged into the **EXT.TEL** jack on the FX40.

As with any home fax machine, the FX40 doubles as a copier. The original is inserted through the feeder as though it was to be faxed, but the START/COPY button is pressed without dialing the phone. Of course, copies are made on thermal paper, which is not noted for its durability. Among other things, images fade when exposed to light, and the paper has the annoying tendency to curl.

The use of thermal paper alone would make the FX40 a poor choice for many serious fax users. Add to that the lack of a paper cutter or half-tone mode, and you have a machine that any frequent faxer (or faxee) would hate. For the low-volume user—to send off the occasional recipe or report card, for instance—the FX40 is an obvious value. ■

## GET REAL

(Continued from page 52)

That puts them in a position to pave the way to transmit interactive multimedia over cable TV. Similarly, AT&T's leadership position in telecommunications enabled that company to develop and market a device that allows 3DO games to be played interactively over the phone wires, while still allowing the line to be used for conversation. Consumer-electronics giant Matsushita was the first to bring a 3DO Multiplayer to market, under its Panasonic label.


While AT&T and Matsushita have developed 3DO hardware and Electronic Arts has created several 3DO titles, those companies have done so as *licensees*, not as partners. Their products will carry the 3DO symbol, indicating that they meet the standards and are compatible with the format, not that they are manufactured by The 3DO Company. The 3DO company, so as not to compete at an unfair advantage over its licensees, does not and will not manufacture any hardware or software for the 3DO platform. ■

## OFFICE RECEPTIONIST

(Continued from page 56)

phone tag, and special clients feel more important when they can let you know their messages are urgent—and you get right back to them.

We don't think Friday—or any electronic voice-mail system, for that matter—can replace a friendly, bright, cheerful, receptionist, but those are hard to come by for a one-time price of less than \$500! For the small business that needs to present a modern, professional image and keep its communications under tight control, the Friday Personal/Office Receptionist is an elegant and effective solution. ■



## This is Your Caption Speaking

**CLOSED CAPTION DECODER.** From International Computers, 12021 West Bluemound Road, Wauwatosa, WI 53226; 414-764-9000. Price: \$89.

If you have bought a new TV recently, you are undoubtedly aware of closed captioning. The Television Decoder Circuitry Act of 1990 makes it mandatory for manufacturers to include closed-captioning decoder circuitry in every TV with a screen larger than 13 inches that has been manufactured for the U.S. market since July 1993.

Closed captioning, however, has been around for about a decade and a half, thanks primarily to the efforts of the National Captioning Institute (NCI). NCI is responsible for about 80% of all television captioning and about 95% of all videocassette captioning.

The captions are "closed" or normally invisible. They are "hidden" in line 21 of the vertical blanking interval or VBI. (The VBI is the time period between the fields of a TV picture during which the electron beam is turned off so that it can return to the top of the screen to "paint" the next field.) When accessed—either through an add-on or built-in decoder—they appear as white letters on a rectangular black background.

Most network prime-time programming is captioned, and many daytime network shows are as well. Although most programming is captioned during the post-

production process, live programs—such as sporting events—are captioned in real time.

Although primarily intended for the hearing impaired, captions have other uses as well. They are valuable tools for children who are learning to read, or for anyone who is working to master the English language. Captions can also allow a viewer to enjoy programming without turning up the volume, to watch programs even when noisy kids are screaming in the background, or to watch without disturbing a spouse who prefers to read or listen to music.

A different way to view captions is provided by *International Computers*. That company provides a *Closed-Caption Decoder* as a plug-in board for IBM-standard computers. It not only permits captions to be displayed on the computer's screen, but also to be sent to a printer, or stored on disk in a text file.

When we first heard about the decoder, we were a little perplexed. Why, we wondered, would anyone want to use a computer to view captions? We could, perhaps envision toting our laptop computer to the living room if we needed to see the captions. But most laptops—including ours—can't accept plug-in cards, so we'd have to bring our desktop system to the job. It didn't seem a practical way to access the captioning information.

That isn't really the purpose of the International Computer's closed-caption decoder. If you want to just read the captions, you're better off getting a decoder that displays them on the TV screen. Where the plug-in board is powerful is in saving the caption information in a computer text file.

Why would you want a file of captions? Well, political junkies can save transcripts



of shows as the MacNeil Lehrer News Hour. Or perhaps they can watch Face the Nation while saving the transcript of Meet the Press. If you are looking for specific information, saving the transcript can be even better than recording the show on your VCR. That's because if you call up the text file on your favorite word processor, you can search for material that interests you. For example, did Senator Dole say anything about Clinton's healthcare plan? Just search for key words to find out. You'll find out much faster than trying to fast-forward through a tape.

Are you trying to learn how to write for TV? Is there a better way to learn techniques than by examining the teleplay text of hit shows?

The decoder board is easy to install—it simply plugs into any empty 8-bit slot. There are no interrupts to set, and no address block to be concerned with. It's not even necessary to set the monitor type. You just plug the board in, and it works.

The software that is supplied with the board includes a checkout program and an installation program. The main software, a program called CCD.EXE, has a file size of under 50 kilobytes. The advantage of the 8-bit board and the small size of the control software is that the closed-caption decoder could be installed in even an original IBM PC with a single 360-kilobyte floppy disk drive and still provide complete functionality. (Perhaps that could be

a good use for that old XT of yours that's gathering dust.)

When the software is run, the main menu is displayed, and the main portion of the screen is split into four quadrants. Each quadrant contains a description of what is usually found there. At the top left is the C1 Caption quadrant. That caption channel is the most frequently used because it contains captions for the current program. The top right is the C2 Caption quadrant. Caption channel 2 is used only infrequently. It contains alternate program-related text captioning. It could be used, for example, for second-language captions, or for simplified text for children. It could also contain verbatim captions (which may move too fast for some viewers to read) instead of the edited captions of caption channel 1.

The bottom two quadrants, called C1 Text and C2 Text, are text channels that are used to present non-program-related text. Some popular uses for the text channels are to present program schedules, captioned-program schedules, or information of particular interest to the hearing impaired. In some areas, the text information might include news, weather reports, or community information.

The main menu presents six choices: Help, Get Captions, File Save, Print, Options Menu, and Exit. The Help option provides three screens of text that describe the operation of the decoder and software.

The Get Captions option clears the screen and then displays captions and text, if available, in the four quadrants. The File Save option sets the software to save any acquired captions to a file.

Choosing the Print option toggles the printer output on and off. Because the caption data does not include many special characters, the output supports most printers. Special characters are translated by the software. Flash-on captions are printed in groups of eight lines, which represents how they would appear on the TV screen.

The Options Menu option brings up a second menu that allows further customization. The first choice allows you to choose which quadrant will be saved to a file. (It is possible to save only one quadrant at a time). The name of the save file is chosen with another menu entry. A third option lets you select whether the data will be appended to the capture file if it exists, or whether it will overwrite the currently existing file.

Just as captions can be saved from any quadrant, they can also be printed from any quadrant, and they can be sent to printer ports LPT1:, LPT2:, or LPT3:. The final option turns the error beep on or off.

Because almost all new TV sets contain closed-caption decoding circuitry, we hardly expected to find a unique caption-related product. This plug-in board, however, is just that. ■

## ELECTRONICS WISH LIST

### Just Say It

Anyone who has ever searched in vain for pen and paper to write down a new idea or a reminder list will appreciate the *Voice It Personal Note Recorder* from *Voice It Technologies* (2643 Midpoint Drive, Fort Collins, CO 80525). The device is about the size of a credit card, but about 1/4 inch thick. It records messages directly to a digital integrated circuit, allowing instant access to messages. Voice It can hold about a dozen brief messages. Price: \$79.95.

### Quiet Please!

The *Quiet Zone* noise-reduction system from *Koss Corp.* (4129 North Port Washington Ave., Milwaukee, WI 53212) acts as a kind of electronic earplug. Worn like the headphones for which the company is famous, the Quiet Zone reduces low-frequency noise (down to 30 Hz). It is said to be particularly effective on such sounds as droning lawn mowers, jet engines, or vacuum cleaners. Because it doesn't affect sounds above 1400 Hz, music and conversation are heard easily. In fact, they should be heard more easily than normal because the background buzz is eliminated by the headphones. The headphones work by sensing the surround noise and generating out-of-phase "mirror images" that cancel out the offending noise. The headphones also accept input from an outside source, so they can be used, for example, to listen to a portable cassette player while on an airplane with improved results. A 2-pin adapter is even included to use with in-flight entertainment systems. Price: N/A.



Voice It Personal Note Recorder

# ELECTRONICS WISH LIST




Quasar Home-Theater System

## Looking Good

In a move to combine home furnishing with home theater, *Quasar* (1707 N. Randall Rd., Elgin, IL 60123) has introduced the *HT1000* home-theater system. The system comes with an AM/FM A/V receiver with Dolby Pro-Logic technology, front, center, and rear speakers, a subwoofer, and either a 27- or 31-inch television with a high-contrast Black Tint Tube. The cabinet, which is available in cherry, oak or black, features smoked-glass equipment enclosures, and two pull-out storage drawers for video cassettes, and compact discs. Price \$2799 (with 27-inch TV); \$3399 (with 31-inch TV).

## Relax!

Stressed out? *Cognitech Corp.* (University Place, 124 Mt. Auburn St., Suite 200, Harvard Square, Cambridge, MA 02138) has a solution. The *Brainwave 200 Mind/Body Exercise System* consists of a one-piece headset that integrates a light screen and earphones. Under microprocessor control, a combination of light and sound provide an environment that is said to aid maximum relaxation. A fingertip sensor records temperature rises due to increased blood circulation, which is a reliable way to measure relaxation. Price: \$340.



SmartPage

## Turning the Pages of History

One of the problems of traditional pagers is that they are too expensive for occasional use—the monthly fees are too high. *SmartPage Nationwide* (7165 S.W. Fir Loop, Tigard, OR 97223) has a new idea in which consumers pay just for the messages they use without monthly fees. Numeric and voice messages are bundled in *SmartPacks* and *VoicePacks*. The 30, 60, or 100-message packs can be used any time within two years. Pages are made through a toll-free number; callers are greeted with a user-customizable message. *SmartPage* comes with a pager and a package of 30 numeric and 10 voice messages. Price: \$129.99.




Sharp ViewCam

## Camcorder with a View

The latest addition to the ViewCam line from *Sharp Electronics Corp.* (Sharp Plaza, Mahwah, NJ 07430) is the top-of-the-line *VL-H400*. The Hi-8 camcorder features a four-inch color LCD screen, and new features including slow-motion playback, an 8× variable-speed zoom, and a wide-screen (16×9) recording mode. A “digital still snap” function enables users to capture a five-second still “snapshot” of an image, complete with audio. Digital image stabilization helps to compensate for slight hand movements. Price: \$2199.


## It's A Snap!

Able to turn a video image into a still photograph at the touch of a button, the *VideoSnap* from *Sansui, Inc.* (1290 Wall Street West, Lyndhurst, NJ 07071) lets users capture images from any video source. The device takes the video images from a camcorder, VCR, satellite dish, or TV broadcast and prints it as a Polaroid photograph. Price: \$799.95.



## Ouch!


In an attempt to make videogames even more exciting, *Aura Systems, Inc.* (2335 Alaska Avenue, El Segundo, CA 90245) has introduced the *Interactor*. Dubbed a “virtual-reality vest,” the device adds the sensation of feeling to video games. The Interactor is worn over the upper torso. An electromagnetic actuator within the vest creates “body-pulsing vibrations” that are keyed to on-screen action. Controls allow the output to be fine-tuned from a feather touch to intense pounding. It can also be used to add a new dimension to other sound sources. Price: \$90.




4261H-XX \$35.00  
Counts as 2




4362P \$16.95  
Softcover



3627P \$18.95  
Softcover




3825P \$17.95  
Softcover



4331H \$29.95




3671P \$18.95  
Softcover




3700H-XX \$36.95  
Counts as 2




3765P \$19.95  
Softcover




3777H-XX \$32.95  
Counts as 2



2701P \$19.95  
Softcover



586446H-XX \$29.95  
Counts as 2



4199H \$29.95



3795P \$19.95  
Softcover




4270H \$29.95



3922P \$18.95  
Softcover



003961H \$40.00




3669H \$27.95



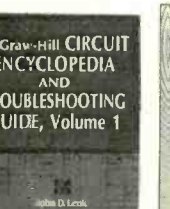
586445H-XX \$38.95  
Counts as 2



1614P \$17.95  
Softcover



3632P \$10.95  
Softcover




037603H-XXX \$59.50  
Counts as 3




4139H \$27.95



4358P \$24.95  
Softcover




4112H-XX \$29.95  
Counts as 2



2880P \$15.95  
Softcover



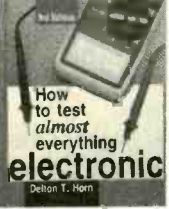
3475P \$19.95  
Softcover



4122H \$36.95



3279P-XX \$24.95  
Counts as 2/Softcover



4227P \$14.95  
Softcover



3887H \$26.95



2790P \$17.95  
Softcover

# Select any 5 books

## for only \$4<sup>95</sup>

(values up to \$194.75)

### plus 1 BOOK FREE upon prepayment

when you join the **Electronics Book Club®**

**As a member of the Electronics Book Club . . .**

you'll enjoy receiving Club bulletins every 3-4 weeks containing exciting offers on the latest books in the field at savings of up to 50% off of regular publishers' prices. If you want the Main Selection do nothing and it will be shipped automatically. If you want another book, or no book at all, simply return the reply form to us by the date specified. You'll have at least 10 days to decide. And you'll be eligible for FREE BOOKS through the Bonus Book Program. Your only obligation is to purchase 3 more books during the next 12 months, after which you may cancel your membership at any time.

A shipping/handling charge and sales tax will be added to all orders. All books are hardcover unless otherwise noted. (Publishers' prices shown). If you select a book that counts as 2 choices, write the book number in one box and XX in the next. If you select a book that counts as 3 choices, write the book number in one box and XX in the next.

© 1994 Electronics Book Club PE694

If card is missing, write to: Electronics Book Club, Blue Ridge Summit, PA 17294-0610

**Your most complete and comprehensive source for the finest electronics books.**

June 1994, Popular Electronics



# LEGO for the 1990's

## The Lego Dacta Control Lab

*As we grow older and more mature, it's nice to see that things we remember from our childhood have matured along with us.*

BY MARC SPIWAK

**M**ost of us have grown up a lot quicker than we ever thought we would. It's unfortunate, too, that once we leave adolescence, we seem to lose touch with the toys we played with as kids.

As an example, we'd be willing to bet that almost every reader of this magazine has played with a Lego set at one time or another. Lego building blocks are instantly recognizable worldwide. Even adults like to play with Lego (when they're lucky enough to have the time).

Most of the Lego sets we remember contained lots of fairly plain blocks that left much to the imagination, but

they were still fun to play with. Some of the more deluxe Lego sets included specialized parts that added new dimensions of motion and a more finished appearance to projects. However, none of us would have ever imagined the capabilities of today's Lego.

**Today's Lego.** Lego has always been an excellent tool for helping children develop manual dexterity and mechanical concepts. Now, Lego is also an excellent way to learn how to use computers and software to control mechanical devices.

The Control Lab Starter Pack from

Lego Dacta, the Education Division of the Lego Group (555 Taylor Road, Enfield, CT 06083-1600; Tel. 800-527-8339), contains everything you need to build a greenhouse project, a dynamometer, a pick-and-place robot arm, a color-code reader, motorized bridges, and much more. The only thing that's not included in the Control Lab is a PC or Macintosh computer to control the projects.

The heart of the Control Lab is the interface unit that connects to the serial port of a computer. Software loaded on the host computer communicates with that interface, to which


various electronic parts are connected. Half of the interface's front panel contains ports for connecting input devices such as sensors for temperature, touch, angle, and light. The eight input ports are labeled 1-8. The other half of the front panel has ports for output devices such as motors, lamps, and sound elements. The output ports are labeled A-H.

We worked with the No. 943 Control Lab Starter Pack intended for use with a PC. There's also a No. 942 Control Lab Starter Pack for use with a Macintosh. The PC requirements are DOS 3.1 or greater, 640K RAM (although 1 megabyte is recommended), a mouse, a hard disk, an EGA or better monitor, and one available serial port. The Mac requirements are System 6.0 or higher, 1 megabyte of RAM, Finder 6.0 or higher, a hard disk, and a free serial port.

Both the No. 942 and No. 943 Control Labs carry an individual license and a price tag of \$599. Two other packages include the same materials for Mac's and PC's, but with a site license, for \$750. While the pricing might seem steep at first, keep in mind that the labs are intended for a classroom environment, to be paid for by a school rather than an individual. However, should an individual want to purchase a Control Lab for his own use, we're sure that the price tag will seem reasonable once the lab's capabilities are realized.

**Lots of Parts.** In addition to enough documentation for an entire classroom, the Control Lab contains 527 pieces including 3 motors, 4 lamps, 1 sound element, 1 touch sensor, 1 temperature sensor, 1 light sensor, 2 angle sensors, and plenty of power connectors of different lengths. Two bases are included, so depending on what projects are chosen, it is possible to have a classroom working on two different projects at once. However, only one serial interface is included with the Control Lab, so only one project can be controlled at a time.

As interesting as the projects built from the Control Lab are, what's perhaps more interesting is how clever some of the individual Lego components are, and how they're powered. Power is applied to motors and lamps via jumper wires with 2 x 2 Lego blocks at each end. Each block has



*The heart of the Control Lab is the interface unit, which connects to the serial port of a computer. The left half of the interface's front panel contains ports for connecting input devices (sensors) and the right half is for output devices (motors, lamps, etc.).*




*This tiny sound element makes a beeping noise when current flows in one direction and a warbling sound when the current is reversed. It will also change sounds if you twist its top 180°.*

specially shaped electrical contacts on each bump on top and in each hole on bottom. Those blocks allow DC power to be connected to a part in any position, and it is impossible to short anything out. You just press one of the connectors onto an accessory in almost any position, top or bottom,


and power is supplied to it almost as if by magic. You'll have to play with them yourself to see what we mean.

**Sights and Sounds.** One of the most interesting parts in the set is a tiny sound element about the size of a 2 x 2 Lego block. It has a square base for its electrical connections, and a swiveling round top. The serial interface has one test connector on it that can be used to power a motor, lamp, or sound element with no help from the computer. With the interface unit powered up, and the sound element pressed onto the test connector, the element will beep repeatedly. If you remove the sound element, turn it 180°, and push it back on, it will make a warbling sound.

Similarly, if you leave the sound element in the same position, and simply twist its circular top 180 degrees, its sound output changes. With two dif-



*The motors have a small drive shaft sticking out of one end onto which wheels, gears, belts, propellers, pulleys, or axles can be attached.*




*Incandescent lamps have colored lenses that can be placed over them to make different colored indicator lights. Also included are reflectors that make the light more focused.*


ferent sound outputs, and the ability to switch between them either by reversing current direction (which the serial interface can do under software control) or by mechanical action, the possibilities for using the sound element are almost endless.

For light, four small incandescent lamps are fitted into small 1 x 2 blocks, and power can be applied to those blocks from the top or bottom. Various colored "lenses" can be placed over the lamps to make them into different-colored indicator lights. Also included are reflectors that fit over the lamps to focus their light.

**Motion and Feedback.** The three motors included in the set are all the size of a 4 x 5 block with a small drive shaft sticking out of one end. Various wheels, gears, belts, propellers, pulleys, and axles can be attached to any drive shaft. Power is supplied to



*The light sensor can provide a relative indication of the ambient lighting and a reading of the light reflected off a surface placed near the sensor.*



*This greenhouse has a motorized "glass" door that opens and closes, an angle sensor to detect the position of the door, and an inside temperature sensor. The door can be opened and closed manually or automatically according to the inside temperature conditions. The sound element beeps when the door is opening and warbles when it's closing. We added lights and a light sensor.*

the motors from the bottom surface, and the direction a motor rotates depends on the current's polarity. Therefore motion can be reversed under computer control. Because the motors have Lego bumps and holes, top and bottom, they can be used as structural components in mechanical assemblies, as can most of the parts in the kit.

Among the various sensors included in the Control Lab, one is for measuring temperature. That 2 x 3 Lego block has a temperature probe sticking out of one end and a permanent lead on the other. When the temperature sensor is connected to the serial interface, and the software is up and running, an actual temperature reading can be displayed on a computer monitor in either Fahrenheit or Celsius.

The touch sensor is really just a push-button switch housed in a 2 x 4 Lego block with a permanent lead attached. The edges of the button are tapered to enable cam-action switching. Also, an axle can be pushed into a hole at the end of the button to extend the switch's reach. Under software control, the state of the switch can be displayed on-screen.

An unusual light sensor is housed in a 2 x 4 Lego block. One end of the sensor has both a light emitter and

light receiver built into it and the other end has a permanent lead attached. Not only can the sensor provide a relative indication of the ambient lighting on-screen, it will also give a reading of the light reflected off a surface placed near the sensor. That allows for projects such as color-code readers. Add an automated conveyor belt and a robot arm, and you could build an automated sorting system! But we're getting ahead of ourselves.


The angle sensors, also housed in 2 x 4 blocks, contain a rotating section through which you can slide an axle. You and the software can then keep track of the number of shaft rotations as well as the shaft position on any kind of device you build.

**Software Setup.** The software included with the Control Lab is written specifically for its intended platform (whether PC or Mac). Even so, the PC version that we used has a definite Mac look to it, indicating that the system was originally designed for a Mac and ported over to the PC. However, by no means is the software difficult to use on a PC, and we had no problems with it.

The main screen resembles the front panel of the serial interface. Icons are grouped on both sides of the display for input and output de-

*(Continued on page 89)*

# Buying USED Test Equipment



*Do you want a top-notch test bench that won't break your budget? Try using our helpful tips to hunt for bargain-priced used units.*

BY GERARD C.A. FONTE

**B**uilding and testing modern electronic devices requires sophisticated test equipment. Unfortunately, such equipment is too expensive for most hobbyists to afford. However, with prudent shopping and a little effort, pieces of equipment can be purchased used for as little as 10% of their original price.

Besides saving money, there's another reason for buying used goods: quality/performance. Used high-end gear can be purchased for the same price as low-end new pieces. So you get significantly better performance and specifications for the same money.

What's more, used equipment has a history. The fact that it is available after ten years or so is a testament to its durability.

**What To Expect.** It is very important to realize that used-equipment dealers generally only handle name-brand test equipment. You'll find lots of Tektronix, Hewlett/Packard, and other big names. You won't find Eico, Heath, or other hobbyist-level brands. The basic reason is that such dealers sell to industry. Industry wants commercial equipment and not hobbyist gear. Finally, the hobbyist equipment often ages poorly, so it does not provide re-sellers with much profit.

The first thing to know is that there is

a whole range of used-equipment dealers. At the high-end are "leasers." They sell previously leased equipment. Such equipment is virtually new and often comes in original packaging with full warranties. They sell at 20% to 40% off list. That's not a bad deal, but going from \$4000 to \$3000 isn't enough of a difference for most of us.


Then there are the "re-calibrators." They sell used equipment guaranteed to meet original-equipment specifications. For a complex instrument, calibration may be a necessity; however, hobbyists generally don't need fully calibrated equipment. Additionally, calibration can often be performed by the hobbyist with inexpensive standards and common tools (more on that later). There is a substantial cost involved in buying calibrated equipment. Calibrated equipment can cost about twice that of uncalibrated equipment. Re-calibrators deal in equipment older than the leasers. The prices in the re-calibrator group tend to be about 40% to 60% off list depending on age. Warranties can be from several months to up to a year.

The next group are the "re-sellers." They buy equipment from bankrupt businesses, the government, and surplus-equipment sources. Normally, they examine the equipment to make

sure that it is complete and works properly. They usually provide a 30-day warranty. Basically, the warranty says that the instrument works although it may not meet original-equipment specifications. They typically handle older equipment, too. Often the older equipment is perfect for hobbyists. Prices usually start at 60% off list and can go as low as 90% off list.

The last group are the "salvagers." They buy electronic equipment as scrap (by the pound). They cull out equipment that just looks like it's in good shape and sell it. Of course, their prices are very low. They almost exclusively sell older equipment. Often their approach is: "If it lights up and doesn't smoke or blow a fuse, it must be working." Be prepared to do some work on equipment purchased from salvagers. On the other hand, if you are willing and able to do the work, amazing prices can be found. For older pieces of equipment, prices start at 85% off list and go down from there. Typically, all sales are final, so bear that in mind.

By the way, remember that used equipment is sold on a first-come first-served basis. The dealer may only have one or two of the items that are listed. Once these units have been sold, the dealer may not be able to get any more.



*This HP 331A distortion analyzer cost \$295—less than 10% of the original cost—from Tech systems. It can perform functions equivalent to a spectrum analyzer.*

**What Do You Need?** The first thing to do is determine what you need. Are your needs analog or digital? Audio or RF? What do you expect to need in the future?

Second, you must decide what you can spend. If you're like me, what I want and what I can afford are never the same.

Then comes the hard part. You have to translate what you need into a manufacturer's model number—typically an obsolete one. Almost all of the used test equipment is defined by manufacturer's model number only. Only sometimes will you find a sentence or two describing each unit. That brings us to Rule 1: If you are not sure of exactly what it is, don't buy it!

There are several ways of finding out what model number you need. One of the best ways is to blanket all of the used-equipment dealers with general inquiries to get their price lists and descriptions. By studying and combining the descriptions you can usually get a feel for the basic specifications of an instrument.

The Tucker Electronics Company is a great resource for such information. They have a huge inventory and their catalog actually has whole paragraphs describing most instruments. Another source is old catalogs. A ten-year old Tektronix or Hewlett/Packard catalog will provide incredible assistance. Check libraries, colleges, and friends for them. Also, technical

journals often provide product evaluations and comparisons. They might also be found in your local library.

Often a close-up picture of a unit's front panel can provide good insights about its capabilities. Look carefully. For example, if the oscilloscope photograph you are looking at doesn't have a second attenuator section, it probably isn't a two-channel oscilloscope.

Talk with people in the electronics business. Especially those who have

10 or more years of experience because they are more likely to have used the very equipment you are looking for. They can also provide you with insights and good/bad points about equipment.

Visit trade schools, colleges, ham-fests, and electronics businesses if possible. Often, older equipment is still in use. If you can examine an instrument to determine your needs, then most of the battle is done.

Finally, it may be possible to get information from the equipment dealers themselves. There are a couple of problems with this approach. The first is that they often don't know what a piece of equipment does, so they won't be able to tell you what you need. Second, they are in business to sell equipment; naturally, they may not be completely objective.

**What Not to Buy.** There are certain types of used equipment (for example, computers and most digital equipment) that won't come close to matching the specifications and price of modern units. It doesn't make sense to buy a ten-year-old computer that needs obsolete software and operates at 10% the speed of a modern PC. So be sure to thoroughly examine the currently available products before buying used digital equipment. Many times what you need will be available new, with comparable



*The Fluke 8800A was a great buy at \$295 from Naptech. Its 5½-digit readout can resolve microvolts and milliohms. It came with a manual and a 6-month warranty.*



specifications at a comparable price, albeit not from Hewlett Packard or Tektronix.

Be especially careful when shopping for frequency counters, logic analyzers, printers, plotters, and the like. There are sources of new equipment that provide comparable performance and prices.

Also, be careful about purchasing mechanical devices, or equipment that contains them. They can wear out over time and might need a complete overhaul to be useful.


### Calibration: Do You Need it?

Sometimes, calibration may be worth the price for peace-of-mind only. A calibrated instrument is guaranteed to meet factory specifications. Effectively, the unit is working as new. This is important to many people. If it is, then buy a calibrated unit. However, remember that the unit will not stay calibrated forever. Getting it re-calibrated can be awkward and expensive.

Truthfully, most hobbyists (and even engineers) don't really need fully calibrated devices because they rarely need the precision. For example, do you really care if the frequency response of your digital meter only extends to 290 kHz instead of 300 kHz? What most users need is repeatability and reliability. That is: if you measure the same thing at different times the instrument should read the same.

In addition, calibration of the major aspects of most test instruments can be performed without too much cost or effort at home. For example, a simple precision voltage reference can be used to calibrate meters. A frequency generator can be used to test the response of an oscilloscope. A little effort and ingenuity can provide you with the assurance that your piece of test equipment is operating as well as you need it to. That is what really matters.

That doesn't mean that you shouldn't be concerned about calibration. Calibration goes hand-in-hand with repairing damaged equipment, and repair is an important issue. Since most hobbyists repair their own equipment, you must try to get as much documentation as possible. An operator/service manual should always be requested. It can provide information on how to use, calibrate,



*This is typical of the appearance of the signal generators as received. They had clearly been stored for a long time (over 13-years judging from the calibration stickers).*

and repair the instrument. It should include schematics and technical descriptions. With that information, the unit can be repaired (even if you yourself can't repair it). Otherwise, repair would be difficult or maybe impossible.

Unfortunately, documentation is not always included with an instrument. The dealers buy equipment, not manuals, so it simply may not be available. If that is the case, be prepared to spend some more time and effort to obtain the documentation. Don't wait, because documentation becomes more difficult to get as time passes. That is especially true for the less-well-known brands. Sometimes the manufacturer can provide what you need (for a nominal charge).

**An Example.** Let's say that I need a 100-MHz oscilloscope. If I look for new equipment, I'll find them starting at around \$1300. So for this exercise, let's look at what can be purchased for \$1000 and also how cheap a 100-MHz oscilloscope can be.

You should be careful about buying oscilloscopes. There are some "mainframes" that are incomplete without plug-in modules. Look carefully for phrases like "plug-in's extra" or "mainframe only." Remember Rule 1: If you are not sure of exactly what it is, don't buy it.

Starting with Tucker (a re-calibrator),

I see that they have a 465M (100-MHz, 2-channel) unit for \$895 and a Tektronix 465 (with dual timebase) for \$995. In their special non-calibrated flyer, they have a 200-MHz Hewlett Packard 1710B for \$895.

There is quite a non-calibrated selection from re-sellers. For example, Tech Systems sells the same HP 465 for \$695 and a HP 1740A (100-MHz 2-channel) unit for \$795. They also have a Tektronix 454 (150-MHz, 2-channel) instrument for \$595. Danbar Sales Company sells the HP 1740A for \$500, the Tek 465 for \$725, the Tek 465B for \$825, and a whole lot more. Naptech sells the Tek 465 for \$700, the HP 1740A for \$600 and a Tek 475 (a 200-MHz device) for \$995.

A salvager, Cadisco, has the Tek 454 (capable of 150-MHz operation) for \$595 and the Tek 475 (a 200-MHz oscilloscope) for \$895.

This exercise shows a number of things. First of all, there is a wide variation in price from dealer to dealer. Second, slight changes in model number can make a significant change in price and performance. Third, not every dealer has every instrument. That means that sometimes you must compare apples and oranges. In order to do this meaningfully, you *must* know the differences between the instruments. The dealers don't always know them.

Also note that the prices are not

always fixed. That is especially true for the smaller dealers. If you can show them that a competitor is selling the same item for less, if you are going to buy more than one item, or are associated with a school, etc. they might drop their price. Remember, they are out to make money. If they can make a profit in dealing with you, then you can dick from strength.


**The Proof Is in the Eating.** Recently it became necessary for me to upgrade my engineering lab with some specialized equipment. I was getting involved in precision audio and general-purpose RF design. I was looking for a high-precision VOM, audio and RF spectrum analyzers, RF signal generators, and a frequency counter with a ratio function. I wanted all of that for under \$2000.

Unfortunately, the spectrum analyzers were still too expensive; they all cost well over a thousand each. I compromised by buying the inexpensive "Poor Man's Spectrum Analyzer" kit (from Science Workshop, P.O. Box 310, Bethpage, NY 11714; Tel. 516-731-7628) for the RF analyzer (for more about the kit, see Ham Radio in the October 1992 issue of **Popular Electronics**). For the audio-spectrum analyzer, I purchased some FFT software and am building a 16-bit analog to digital converter for my PC.

However, I still needed something to test precision audio circuits while I develop my spectrum analyzer. For that, I settled on a distortion analyzer that could also be used to calibrate my home-brew audio spectrum analyzer.

I searched and found an HP 331A from Tech Systems for \$295. That was about \$100 cheaper than any other dealer. The HP 331A is a very standard analyzer that's been around for a long time. It boasts a full-scale reading of 0.1%. That means that readings down to nearly 0.01% (-80 dB) are possible. It can also double as an RMS voltmeter. Just for reference, the HP 334A (with auto null, RF detector, and a slightly extended frequency range) currently sells new for \$3810.

The unit I received was in reasonably good shape. It had clearly been mounted in a rack. The top was well-scratched, the feet and the cosmetic mounting-ear covers were gone. Of course, that has nothing to do with performance and is clearly minor. The



*The inside of the 608D showed a lot of corrosion. That was probably due to its use in a salty environment by the Navy. There were some mechanical problems too, but they were minor.*

banana-plug sockets for the test leads were well-worn, however. The leads that I had on hand (none were supplied) were very loose and would fall out easily. I bought a new set at Radio-Shack for \$5.00 and they fit acceptably well. The unit came with a power cord and 16 pages of Xeroxed

documentation. The documentation included operating instructions and theory of operation, but had no calibration procedures or technical schematics. It had a 30-day warranty and a 10-day return-for-any-reason right.

I found a precision volt/ohmmeter that fit the bill from Naptech. They had a Fluke 8800A for only \$195. It is a 5½ digit multimeter! Its basic DC accuracy is about 0.005% which provides 1 micro-volt resolution. I've used that model before, and new it was very nice.

I got the meter 3 days after I ordered it. Other than a little dust, it was in perfect shape. It came complete with a power cord and the original operator/service manual. There was a 10-day return-for-any-reason right in addition to a 6-month warranty! It was a very good bargain.

I couldn't find any used frequency counter that matched the specifications of the new Optoelectronics 3000A (from Optoelectronics, 5821 NE 14th Ave., Ft. Lauderdale, FL 33334; Tel. 800-327-5912, 305-771-2050), which is what I eventually bought. It has a ten-digit display, and measures from DC to 3 GHz with 0.2 ppm stability, and has ratio capability all for \$379. The used ones I saw all had a limited frequency range and lesser stability.

The RF signal generators are a whole story in themselves. I needed something cheap to generate a wide

*(Continued on page 93)*

### Used-Equipment Suppliers

**Cadisco Electronics** (514-516 Ensor St., Baltimore, MD 21202; Tel. 410-685-1893); Salvager. All sales final. Small company, small flyer with a few pictures. Payment must accompany order.

**Danbar Sales Company**, (870 W. Cienega Ave. Suite 1, San Dimas, CA 91773; Tel. 909-592-2940); Re-seller, 90-day warranty. Re-conditioned and cleaned units. Family-operated company, nice catalog. Visa/MasterCard/COD.

**Naptech Test Equipment** (P.O. Box 30, 12312 Hwy. 175, Cobb, CA 95426; Tel. 707-928-1961); Re-seller, 6 month warranty, 10 day return. Rent, lease, extended warranty options. Small company, small flyer without pictures. COD.

**Tech-Systems** (P.O. Box 158, Avon, NJ 07717; Tel. 800-435-1516); Re-seller, 30 day warranty, 10 day return. Nice catalog with some pictures. Visa/MasterCard/COD.

**Toronto Surplus and Scientific** (596 Gordon Baker Rd., Willowdale, Ontario Canada M2H 3B4; Tel. 416-490-8865); No real information available. No catalog available now. Visa.

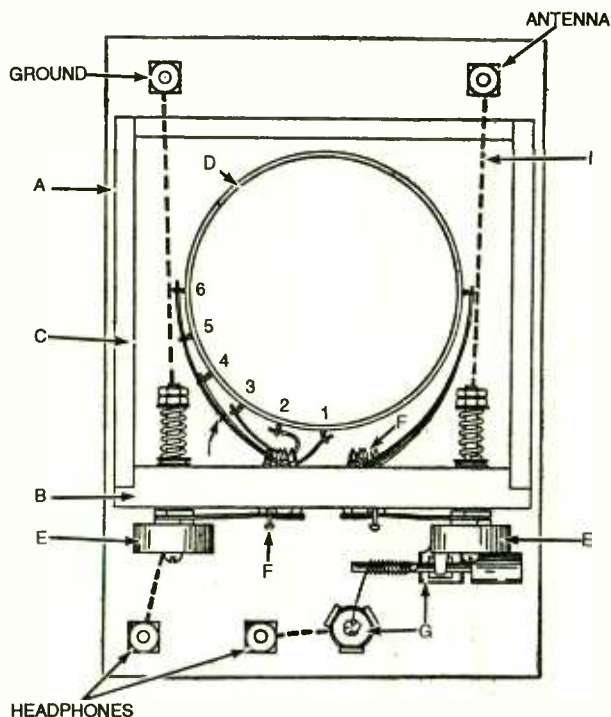
**Tucker Electronics Company** (P.O. Box 551419, Dallas, TX 75355; Tel. 800-527-4642); Re-calibrator mostly. Great catalog, big company. Visa/MasterCard/COD

# ANTIQUQUE RADIO

By Marc Ellis

## Putting Together The NBS Set

For those who may have just joined us, we're in the process of building a simple crystal set from plans originally developed by the National Bureau of Standards in the early 1920's. Designed to be inexpensive and easy-to-build, yet efficient, the set helped make broadcast radio accessible even to folks with limited pocketbooks.



The plan view from the original construction article shows the placement of the front panel and major components.

Every part of this radio was designed to be fabricated with simple hand tools, even the switches and crystal holder. So if you have the time and the patience, you won't have to worry about finding vintage parts to make your set authentic. You can build them all! But if you're like me and lack both the time and the inclination to craft small

parts out of sheet brass and wire, you can substitute modern and/or reproduction parts as necessary.

To review what's been discussed and accomplished so far, check your back copies of the column. This project was first introduced in the January 1994 issue, then continued in April and May.

### INFO FOR THE DIEHARDS


Last month, we completed the NBS set's tuning coil—which is the only part that will be handmade in my version of the radio. We also passed along, for the diehards, original drawings and construction information for the two required six-position tap switches. (My version uses a couple of six-position rotaries from Radio Shack.)

Now here's some data for those adventurers who'd like to build their own crystal-detector stand from the original NBS plans. Note that I've shown three draw-

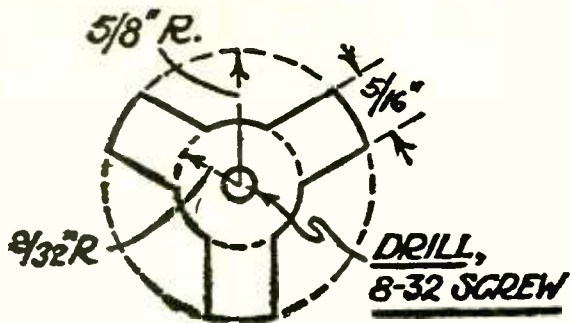
ings covering that apparatus: They include cutting patterns for the crystal clip and "cat's whisker" rod holder, as well as a view showing how those parts are bent, assembled, and arranged to form the complete detector stand.

According to the text of the NBS article, the crystal clip is to be cut and filed from No. 24 spring brass sheet. "All brass sheet must be bent with caution," the article warns, "the bends being made slowly and kept well-rounded." The rod holder is cut and filed from similar material "so that the grain of the metal runs with the narrow tongue."

No diameter is given for the "cat's whisker" rod (labeled as "g" in the diagram of the complete stand). But, judging by the  $\frac{3}{32}$ -inch openings laid out in the rod holder,  $\frac{1}{16}$  inch would be about right. If your rod has a different diameter, you'll want to adjust the rod holder openings accordingly. The knob at the end of the



Here's my version of the NBS set almost ready for wiring. Wide-flange 1920's knobs cover countersunk holes (see text) and lend a vintage appearance to the modern switches.



Here's the cutting, bending, and drilling guide for the scratch-built crystal clip.

rod is a cylinder cut from insulating material and drilled for a press fit.

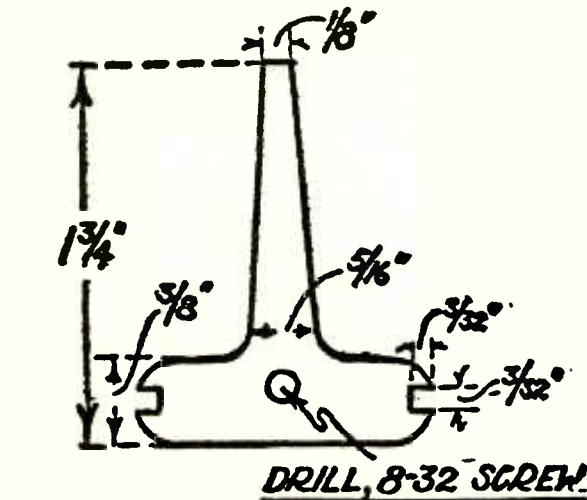
The cat's whisker itself "... is an 8-inch length of fine springy wire wrapped 20 times evenly around the rod g, and secured by a drop of solder h, so positioned that when the rod is placed in the holder the lateral movement will be equal to the diameter of the crystal."

Amazingly enough, the NBS article leaves the constructor to his own devices when it comes to the galena crystal itself. Apparently, the use of a purchased, mounted crystal is condoned—although I have seen instructions, in other sources, for taking a piece of the raw galena mineral and setting it in a mounting cast from Monel metal.

I'm using a commercially available detector stand in my version of the radio. Two sources for the stand—as well as for other reproduction parts (including the mounted galena crystal) that you might want to use were recommended in a previous column. But for your convenience, I'll repeat them here. They are: Antique Electronic Supply (6221 S. Maple Ave., Tempe AZ 85283) and Antique Audio (5555 N. Lamar, H-105, Austin, TX 78751).

### CARPENTRY CONCERNS

The NBS crystal set is built



The cutting and drilling guide for the scratch-built "cat's whisker" rod holder is shown here.

on a wood foundation consisting of a 5½ × 8-inch "breadboard" on which is mounted a 5½-inch-wide, 4½-inch-high control panel. (The original specifications called for the panel to be 3½-inches high, but I made mine a little taller because the tuning coil—which is mounted directly behind it—turned out to be taller than the original.)

The breadboard is cut from a piece of ¾-inch stock. Half-inch stock was specified for the panel—so I cut that from a piece of scrap door jamb, of about the right thickness, that I happened to have on hand.

The panel is mounted across the short dimension of the breadboard about 2½ inches back—leaving a small "shelf" on which the crystal-detector stand and

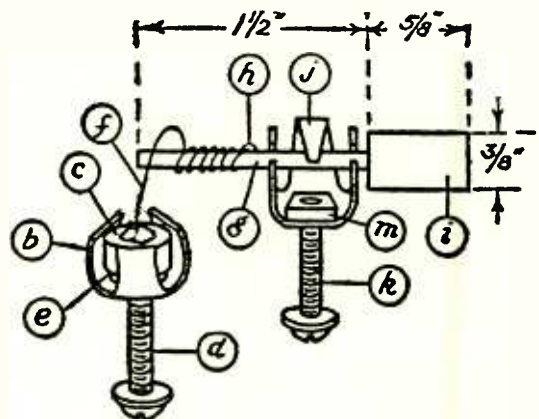
headset connections are mounted. I've included a plan view from the original article showing how the panel and other components are mounted on the breadboard.

The panel is secured to the breadboard by a couple of wood screws running up through the bottom. But before mounting it, provision should be made for

tary switches, as I am, all you have to do right now is drill holes for the shafts. I drilled mine 1½ inches down from the top and 1¼ inches in from each edge.

The commercial switches are designed to be mounted on metal panels no more than ⅛-inch or so thick, so their threaded mounting shafts won't extend out through the front of our ½-inch panel. To remedy this, countersink each shaft hole with a ⅝-inch hole drilled in from the front of the panel. Make it deep enough so that you can capture the mounting shaft with the nut, but be careful not to go all the way through the panel!

You'll notice from the plan view that the front panel is rabbeted out (if that's the right term) for a box-type cover intended to conceal the tuning coil. I guess that would give the set a much more finished appearance. However, I opted for the quainter (and



Here's the completed scratch-built crystal stand all ready for mounting. See the text for details.

installation of the two tap switches. A drawing of the front-panel layout was shown last month for the benefit of those who are fabricating their own controls.

Your scratch-built switches should be installed on the panel at this time. But if you're using commercial ro-

easier to obtain) look of an exposed coil. After preparing the front panel for the mounting of the switches, I secured it to the baseboard. And just to give the wood a little color, as well as to provide a little bit of protection, I treated all surfaces with a coat of light walnut stain/sealer.

## PREPARATION FOR WIRING

After the stain has dried, you can begin to prepare the radio for wiring. First, if you're using commercial switches, go ahead and attach them to the panel.

Next, turn your attention to the 12 twisted-loop taps that you placed in the coil as you were winding it. Each one will have to be sanded or scoured with steel-wool to remove the enamel coating from the wire. Otherwise, you won't be able to make proper solder connections. Be patient and be sure to remove all (or at least most) of the coating from each tap.

You'll also recall that the bottom cover of the coil (which was originally the top cover of the Quaker Oats canister) was placed in position, but not yet glued on. Remove it now, center it in the space behind the control panel, and fasten it down (flange up, of course) with three or four thumb-tacks placed inside, around the periphery.

Next, you're ready to mount the coil permanently by gluing it into the cover. But before sliding the glue-coated coil bottom into place, make sure the coil is oriented so that the wiring to it won't be tangled. Keep in mind that a set of wires from the "stacked" set of six switch taps (see last month's column and plan view) will be run to one of the switches, while a set of wires from the "staggered" set will be run to the other.

If you have scratch-built your crystal-detector stand, the plan view of the radio will show you how the parts should be oriented on the breadboard. Drill the holes for the mounting screws and attach the parts now. But leave the screws loose; wires will be fastened under them later.

If you're using a commercial stand, as I am, place it on the right side of the board just in front of the control panel. Orient it so that the operating rod is at the front of the set and observe the location of the stand's binding posts or Fahnestock clips. Note, and mark, the appropriate locations for wires from these connections to pass through to the underside of the board. Then drill holes at these locations to pass your hookup wire. The detector stand can now be fastened to the board.


Now you have to decide what to use for binding posts. You'll need four: one each for the antenna and ground, and two for the headphones. The original design is simply a brass machine screw passed up through the board and fastened with a nut. About 1/4 inch of the screw protrudes above the nut, and a knurled brass thumb-nut from a discarded dry cell is threaded onto that to capture the wire.

Discarded dry cells are hard to come by today, and they don't seem to have the neat little brass thumb-nuts anymore. The last ones I saw had molded plastic ones. In any case, those little nuts don't capture the tips on the end of headphone cords very well. So I opted to use Fahnestock clips. I had them on hand, they are authentic for the era, and they provide a much more secure electrical contact.

See you next month when we'll finish the wiring, hook up the NBS set to a good antenna and ground, and see what happens! Till then, send your comments and questions to me c/o *Antique Radio, Popular Electronics*, 500-B Bi-Country Blvd., Farmingdale, NY 11735. ■

## VCR Cross Reference

**NOW Find the right Part  
for your VCR**



**With the**

## IS CET VCR CROSS REFERENCE

This 270-page reference contains both model and part-number cross-references updated to include 1992 units.

VCR's are made in a few factories from which hundreds of different brand names and model numbers identify cosmetically-changed identical and near-identical manufactured units. Interchangeable parts are very common. An exact replacement part may be available only a few minutes away from you even though the manufacturer supplier is out-of-stock. You may be able to cannibalize scrap units at no cost!

The IS CET VCR Cross Reference is pre-punched for standard loose-leaf binding. . . \$38.00 plus \$3.00 for shipping for each Reference.

**Claggk Inc.**  
**VCR CROSS REFERENCE OFFER**  
**P.O. Box 4099**  
**Farmingdale, New York 11735**

Name \_\_\_\_\_

Business \_\_\_\_\_

Address \_\_\_\_\_

City \_\_\_\_\_

State \_\_\_\_\_ Zip \_\_\_\_\_

Phone \_\_\_\_\_

Enclose \$38.00 for the Third Edition of the IS CET VCR Cross Reference and \$3.00 for shipping for each Reference.

The total amount of my order is \$ \_\_\_\_\_

Check enclosed—do not send cash.

or please charge my credit card.

Visa  MasterCard Exp. Date \_\_\_\_/\_\_\_\_/\_\_\_\_

Card No. \_\_\_\_\_

Signature \_\_\_\_\_

New York State residents must add applicable local sales tax to total.

# COMPUTER BITS

By Jeff Holtzman

## It May Not Be Sexy—But It Sure Is SCSI

**S**oftware-wise, 1993 ended with a real bang in the PC industry. We saw major new releases of some of today's very best applications, including Microsoft's Word for Windows 6.0, ShapeWare's Visio 2.0, along with some fantastic "how-come-no-one-ever-thought-of-this-before" utilities, such as Bookmaker's ClickBook, as well as work-a-day yet indispensable device drivers, like Corel SCSI Version 2. Originally I planned to talk about some

basically a bus, just like the expansion bus in your PC, along with a software protocol that allows devices to communicate over the bus in an orderly fashion. It's been around a long time; an early version of it even predates the PC. It is and has been for a long time the expansion interface for the Macintosh; it's also popular in engineering workstations. In recent years it has gained increasing popularity on the PC platform.

A couple of years ago, just before the IDE (Integrated Drive Electronics) interface took off, it became clear that the traditional hard-disk interface used by most PC's since IBM introduced the AT was dead. At that time there were two choices for high-performance disk interfaces: ESDI and SCSI. Even at that time, SCSI's advantages seemed indisputable to me, so I stuck my neck out and made a commitment to SCSI. Since then, ESDI has all but died, but in its place arose the IDE standard. The good thing about IDE is cost; the bad thing is its very limited expandability: a maximum of two devices can be connected across an IDE interface. In addition, getting IDE drives from several manufacturers to work together can be tricky. Further, until very recently, IDE drives were limited in size to 512 MB.

SCSI too has suffered cross-manufacturer compatibility problems, but it has never suffered from the size limitations of IDE, and it supports as many as seven

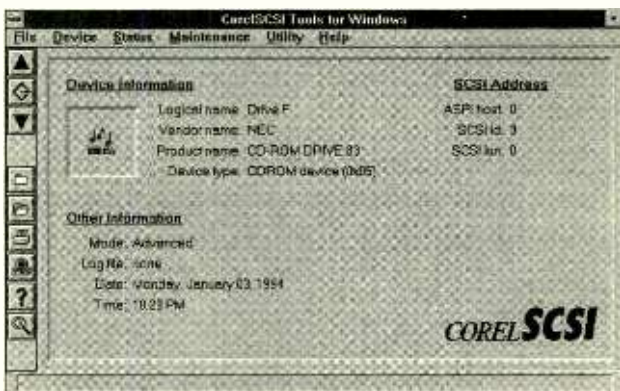
devices (each of which may have hundreds of sub-devices, although that capability is seldom used). SCSI is also available in "fast" and "wide" versions with rip-roaring performance.

Anyway, I chose SCSI, and have been thankful ever since that I did. During the three or four years that I've been using it, I have gradually added more and more devices, so that now I am running three hard disks and one CD-ROM drive off a single SCSI host adapter. Getting to this point, however, has been something of a roller-coaster ride.

### PRE-WINDOWS

Originally I had one 150-MB Micropolis hard disk. This was the time just before Windows 3.0 was introduced; at that point, 150 MB seemed like it would last forever. Of course, things didn't work out that way. Within a few months I was running Stacker, which brought space up to about 250 MB (you never really get twice as much space from those types of disk compression programs). But even that began to fill up, so after another year or so I added a second hard drive, this time a 120-MB unit from Maxtor. Of course, by then, drive prices were less than half of what they were when I got the original Micropolis.

I had a weird problem getting that setup to work, one that had nothing to do with SCSI, but everything to do with magnetism. The Micropolis drive puts out a strong magnetic field that drove the Maxtor crazy. I



Corel SCSI lets you load up a single SCSI adapter card with as many as seven peripherals, which may include hard disks, CD-ROM drives, printers, scanners, and more. For the best deal, buy it with a SCSI card.

of the new software goodies this month, but in the process of trying to install everything, I ran out of disk space. The way I resolved that problem is a story in itself. So this month we'll do SCSI; watch for discussions of some of the other software products in the upcoming months. In the meantime, they're all highly recommended. Now let's get to the topic for this month.

First of all, if you don't know what SCSI is, it's an acronym for Small Computer System Interface. It's

tested things outside the case, where they worked fine, but inside, with the two drives stacked vertically, the Maxtor kept freaking out. After I figured out what the problem was, I rearranged the drives in the case, and everything is now fine.

Another year passed; space was continually tight, and I was continually, it seemed, grooming the two drives, trying to squeeze a few megabytes out wherever I could. Clearly, that was a waste of time; there was nothing to do but go beyond the magical two-drive limit. After doing some research, I settled on another Maxtor, this time a 345-MB unit, which I picked up for less than a dollar per megabyte. In contrast, the original Micropolis cost around \$5/MB; the first Maxtor, about \$2.50/MB. Now we're down to \$1/MB at the retail level, in just about any capacity. In other words, you no longer have to buy gigabyte-size drives to attain the best cost-per-megabyte level.

### INSTALLATION WOES

I ordered the drive from a mail-order source I found in Computer Shopper. It arrived without mounting rails and connectors. So then I had to locate a local computer store that wasn't going to take me to the cleaners over a couple pieces of sheet metal and some screws. Fortunately, I had some extra 50-pin header connectors left over from some old project. I squeezed a couple on the SCSI bus cable, one for the new hard drive, and one for the CD-ROM drive I had been running off a pseudo-SCSI interface on my sound card, a Media Vision Pro Audio Spectrum 16.

After carefully mounting and installing everything, and after ensuring that all

the pin 1's aligned with the striped edge of the cable, I powered up the system. The BIOS chip on my SCSI adapter recognized the new devices, but I couldn't get at them through DOS. It turned out that my SCSI adapter needed a firm-ware upgrade.

A few days later the new chips arrived, and I shortly had access to all three hard disks. Note that this multi-drive access is a transparent, built-in feature; I don't have to load any special device drivers to get it to work. Any reputable SCSI host adapter BIOS has this multi-drive support built in. All other PC standards max out at two. In short, that is the reason to go SCSI: expandability.

Next came the CD-ROM drive. It does, unfortunately, require a device driver; two, in fact. That's the bad news. The good news is they work, pretty much transparently. So now I've got three hard drives and one CD-ROM working off one controller. That feat is well-high impossible with any other PC device interface.

Corel SCSI supports literally hundreds of SCSI-based devices, including not only hard drives and CD-ROM drives, but also printers, scanners, CD-ROM writers, and more. The package includes a raft of mostly forgettable utilities that occupy around 6 MB of hard-disk space; the essential drivers use less than 100K. Although available separately, the software is often bundled with SCSI host adapter cards at extremely attractive prices. ■

### Vendor Information

Corel SCSI (\$129)  
 Corel Corporation  
 1600 Carling Avenue  
 Ottawa, Ontario, Canada  
 K1Z 8R7  
 (800) 836-SCSI, (613) 728-3733

## FUN WITH ELECTRONICS



□ **160—COIL DESIGN & CONSTRUCTION MANUAL** ... \$5.95. How to make RF, IF, audio and power coils; chokes and transformers. Practically every possible type is discussed.

□ **PCP113—THE PC MUSIC HANDBOOK** ... \$13.95. Learn the basics of computer music systems. For the professional musician, gifted amateur or just plain curious.



□ **BP297—LOUDSPEAKERS FOR MUSICIANS** ... \$6.25. Loudspeaker design from the musician's point of view! All you need to know, and you should be able to design your own after reading this.

□ **BP277—HIGH POWER AUDIO AMPLIFIER CONSTRUCTION** ... \$6.25. Here's background and practical design information on high power audio amplifiers capable of 300 ± 400 watts r.m.s. You'll find MOSFET and bipolar output transistors in inverting and non-inverting circuits.



□ **BP302—A CONCISE USER'S GUIDE TO LOTUS 1-2-3 RELEASE 3.1** ... \$6.25. If you are a PC user and want to upgrade to Lotus 1-2-3 release 3.1, this book can teach you how to do that in the shortest and most effective way.

□ **BP298—A CONCISE INTRODUCTION TO THE MACINTOSH SYSTEM AND FINDER** ... \$6.25. This introduction for those new to the Mac, this book also serves as a quick refresher for experienced owners that have not used the machine in some time.



MAIL TO: **Electronic Technology Today, Inc.**  
 P.O. Box 240  
 Massapequa Park, NY 11762-0240

### SHIPPING CHARGES IN USA AND CANADA

\$0.01 to \$5.00	.. \$1.50	\$30.01 to \$40.00	.. \$5.50
\$5.01 to \$10.00	.. \$2.50	\$40.01 to \$50.00	.. \$6.50
\$10.01 to \$20.00	.. \$3.50	\$50.01 and above	.. \$8.00
\$20.01 to \$30.00	.. \$4.50		

**SORRY, No orders accepted outside of USA and Canada**

Total price of merchandise	..... \$	_____
Shipping (see chart)	..... \$	_____
Subtotal	..... \$	_____
Sales Tax (NYS only)	..... \$	_____
Total Enclosed	..... \$	_____

Name \_\_\_\_\_  
 Address \_\_\_\_\_  
 City \_\_\_\_\_ State \_\_\_\_\_ Zip \_\_\_\_\_

# CIRCUIT CIRCUS

By Charles D. Rakes

## Fluid Detectors

This visit we'll travel together on a circuit quest placing a single special-purpose IC in as many circuit applications as we can squeeze into our allotted space. There's an almost unlimited number of special-purpose IC's available to choose from and the one that piqued my interest

for this edition of the circus is the ULN2429A fluid detector.

The ULN2429A was designed to be used as an automotive coolant-level detector. The IC can also be used to detect the presence or absence of a number of other liquids. It is available for less than \$2

from D.C. Electronics (P.O. Box 3203, Scottsdale, AZ 85271-3203; Tel. 1-800-467-7736).

The IC features a high-current square-wave output that can be used to drive an LED, an incandescent lamp, or a speaker. The output may also be converted into a high-current DC voltage to control relays or solenoids. There's an internal voltage regulator that allows the IC to operate from a power source of 10 to 16 volts. The IC is also protected from reverse supply-voltage damage and is temperature compensated. The IC is also not bothered by high-frequency noise. All-in-all the ULN2429A IC is an excellent candidate for our purpose.

The IC's block diagram is shown in Fig. 1A and its schematic in Fig. 1B. There are four basic circuits operating within the IC. Transistor Q5 and the 7-volt Zener make up a series voltage-regulator circuit. Devices Q1, Q2, and Q6 operate together as a square-wave oscillator circuit. The oscillator's frequency is determined by the value of capacitor connected between terminals 5 and 7. Transistors Q3 and Q4 operate as a simple detector/amplifier circuit. Units Q7 and Q8 amplify the detected signal as either AC or DC to drive the load connected between Q8's collector and the positive supply.

If the circuit is to be operated in the AC-detection output mode no decoupling capacitor is needed between pins 10 and 11 or between pin 12 and

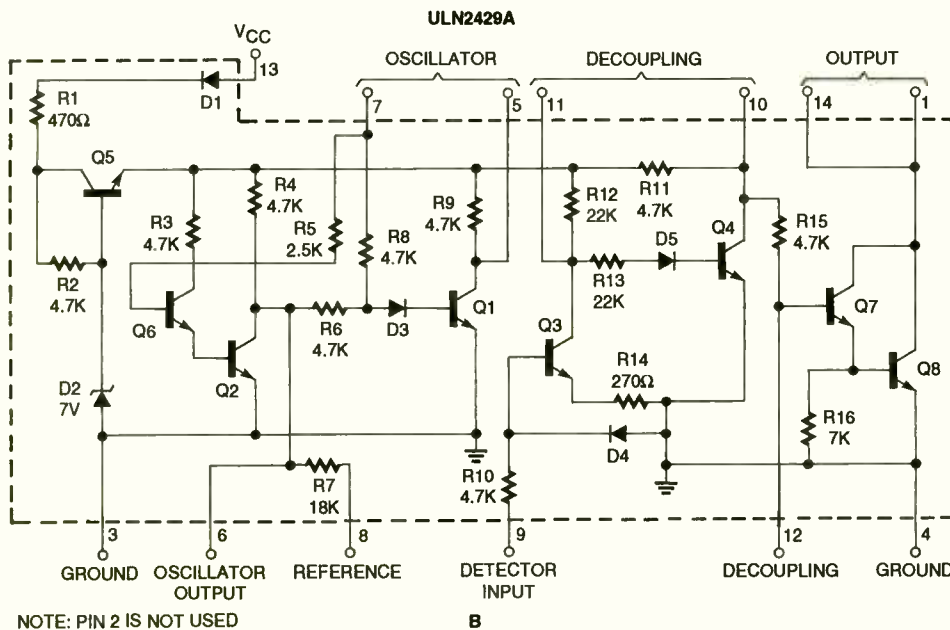
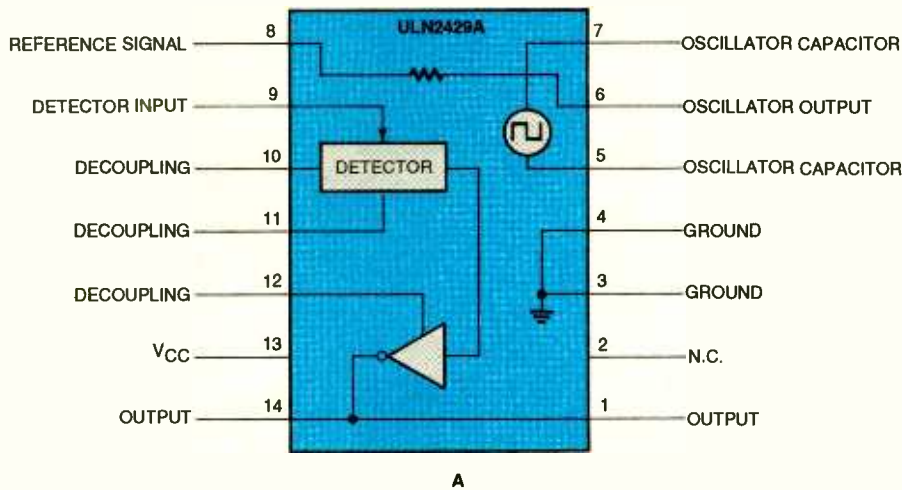


Fig. 1. As shown in A, the ULN2429A contains four basic circuits: a series voltage-regulator, a square-wave oscillator, a detector/amplifier, and a load driver. The components of those circuits are shown in B.



ground. For the circuit to operate in the DC output mode a capacitor is needed at either or both decoupling locations. A relatively small capacitor value may be connected between pins 10 and 11 to remove any AC content from the output. A larger capacitor may be tied to pin 12 and ground to add a slight turn on/off delay to the DC output.

The circuit has two oscillator outputs. Pin 6 offers the maximum output of about 3 volts peak-to-peak and pin 8's output is buffered by an internal 18k resistor.

Our first two circuits will show the IC operating as intended in a level-detector circuit. Let's look at them right now.

### LOW-LEVEL DETECTOR

The first level-detector circuit (see Fig. 2) turns on LED1 when the liquid level drops below the probe. Configured as shown, the internal oscillator is running at about 2.4 kHz. That is the IC's recommended operating frequency. With the probe immersed in the liquid, the oscillator's signal from pin 8, which must travel through the internal 18k resistor, is coupled to ground through the liquid. When the level drops below the probe, the oscillator's

signal is no longer taken to ground and is coupled to the detector's input at pin 9 through a 0.1- $\mu$ F capacitor, C3. The signal is detected, amplified, and converted to DC with the use of a decoupling capacitor, C2, between pins 10 and 11. The DC output turns on the LED indicating a low liquid-level condition.

### HIGH-LEVEL DETECTOR

In the next circuit (see Fig. 3), the oscillator is again operating at 2.4 kHz. As long as the liquid level is above the probes, the LED remains on, indicating a normal condition. The liquid between the two probes couples the oscillator's output to the detector's input. When the liquid level drops below the probes, the signal is lost and the LED turns off.

### A TOUCH SWITCH

Our first alternate application turns the liquid-level detector into a sensitive touch-activated switch. Shown in Fig. 4, the circuit kicks the IC into "turbo" operation by increasing the oscillator's frequency to about 250 kHz. The oscillator's output is coupled through two 39-pF capacitors to the detector's input. A touch terminal is tied to the junction of the two capacitors. With nothing

### PARTS LIST FOR THE LOW-LEVEL DETECTOR

#### SEMICONDUCTORS

LED1—Light-emitting diode  
U1—ULN2429A fluid detector, integrated circuit

#### CAPACITORS

C1—0.01- $\mu$ F, ceramic-disc  
C2, C3—0.1- $\mu$ F, ceramic-disc

#### ADDITIONAL PARTS AND MATERIALS

R1—1000-ohm, 1/4-watt resistor  
Probe, perfboard, solder, wire, etc.

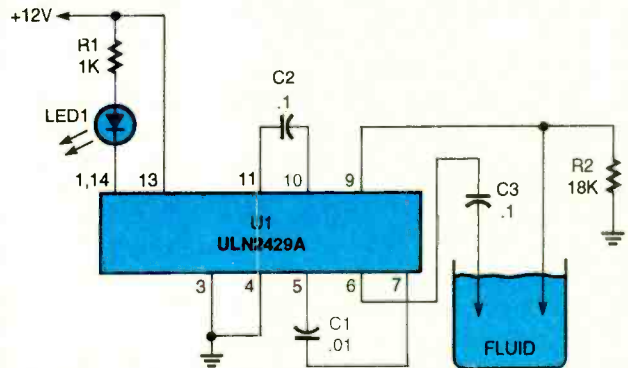


Fig. 3. The high-level detector keeps the LED on as long as the liquid level is above the probes. When the liquid level drops below the probes, the LED turns off.

### PARTS LIST FOR THE HIGH-LEVEL DETECTOR

#### SEMICONDUCTORS

LED1—Light-emitting diode  
U1—ULN2429A fluid-detector, integrated circuit

#### CAPACITORS

C1—0.01- $\mu$ F, ceramic-disc  
C2, C3—0.1- $\mu$ F, ceramic-disc

#### ADDITIONAL PARTS AND MATERIALS

R1—1000-ohm, 1/4-watt, 5% resistor  
R2—18,000-ohm, 1/4-watt, 5% resistor  
Probes, perfboard, solder, wire, etc.

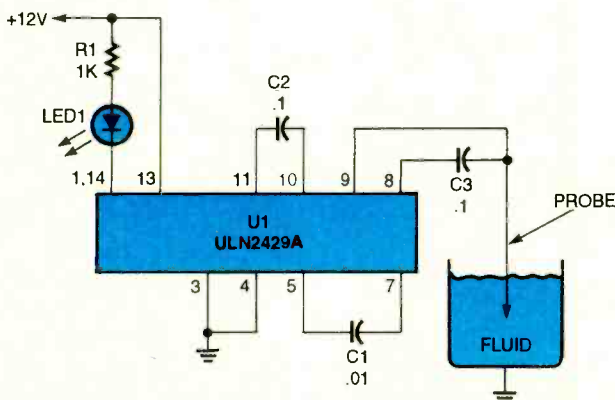


Fig. 2. Our low-level detector circuit turns on LED1 when the liquid level drops below the probe.

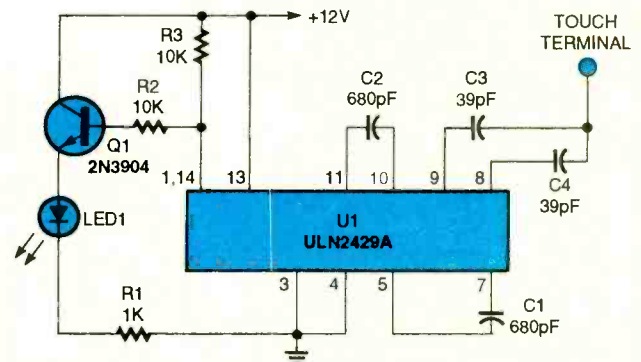


Fig. 4. In the touch-switch circuit, the oscillator's output is sent to the detector's input when nothing is touching the touch terminal. When the plate is touched the detector no longer receives enough signal to operate, so the output at pins 1 and 14 go high turning on Q1 and the LED.

## PARTS LIST FOR THE TOUCH SWITCH

### SEMICONDUCTORS

LED1—Light-emitting diode  
 U1—ULN2429A fluid-detector, integrated circuit  
 Q1—2N3904 NPN transistor

### CAPACITORS

C1, C2—680-pF, ceramic-disc  
 C3, C4—39-pF, ceramic-disc

### ADDITIONAL PARTS AND MATERIALS

R1—1000-ohm, 1/4-watt, 5% resistor  
 R2, R3—10,000-ohm, 1/4-watt, 5% resistor  
 Touch terminal, perfboard, solder, wire, etc.

touching the touch terminal, the detector receives the oscillator's signal through the two capacitors and pins 1 and 14 are low. When contact is made with the touch plate, the 250-kHz signal is heavily loaded to the point where the detector no longer receives enough signal to operate, so the output at pins 1 and 14 go high, turning on Q1 and the LED.

To turn the LED off rather than on when the circuit is activated remove Q1, R2, R3, and connect the LED and the 1K resistor as shown in the output circuit of Fig. 3.

## PROXIMITY SENSOR

Our next entry (see Fig. 5) uses the IC in a sensitive proximity-sensor circuit. Using a 9- x 12-inch piece of circuit board material for the pick-up sensor, the circuit can detect a person as

far as 1 foot away. The circuit is very similar to our touch-switch circuit in Fig. 4, with a couple of component-value changes. The oscillator's frequency is pushed even higher by reducing the value of the tuning capacitor to 300 pF. The coupling capacitor, C4, is also increased in value to 300 pF to allow R2 to control the circuit's sensitivity.

With the pick-up clear of any close-by objects, R4 is adjusted to the point where the LED just turns on. When the pick-up is approached, the capacitance between ground and the pick-up is increased, reducing the signal going to the detector circuit and turning off the LED.

## PEST REPELLER

In Fig. 6 the IC is turned into an ultrasonic "pest repeller." A 0.0018- $\mu$ F

## PARTS LIST FOR THE PROXIMITY SENSOR

### SEMICONDUCTORS

LED1—Light-emitting diode  
 U1—ULN2429A fluid-detector, integrated circuit

### CAPACITORS

C1, C4—300-pF, ceramic-disc  
 C2—680-pF, ceramic-disc  
 C3—39-pF, ceramic-disc  
 C5—0.1- $\mu$ F, ceramic-disc

### ADDITIONAL PARTS AND MATERIALS

R1—1000-ohm, 1/4-watt, 5% resistor  
 R2—500,000-ohm potentiometer  
 Copper-clad circuit board, perfboard, solder, wire, etc.

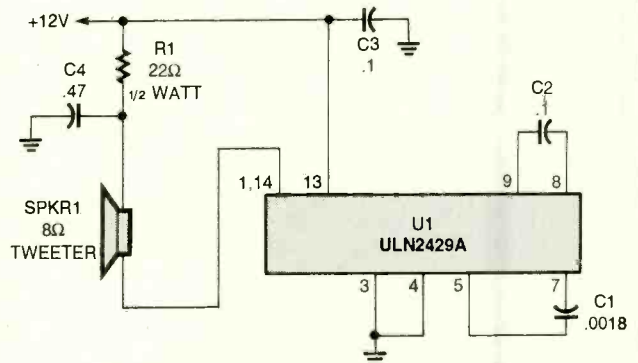


Fig. 6. To make a pest repeller, the IC is turned into an ultrasonic-wave generator. The circuit can be used to discourage rats, mice, and other pests from coming around.

## PARTS LIST FOR THE PEST REPELLER

### CAPACITORS

C1—0.0018- $\mu$ F, 50-WVDC, Mylar or similar  
 C2, C3—0.1- $\mu$ F, ceramic-disc  
 C4—0.47- $\mu$ F, ceramic-disc

### ADDITIONAL PARTS AND MATERIALS

R1—22-ohm, 1/2-watt, 5% resistor  
 SPKR1—8-ohm, tweeter speaker  
 U1—ULN2429A fluid-detector, integrated circuit  
 Perfboard, solder, wire, etc.

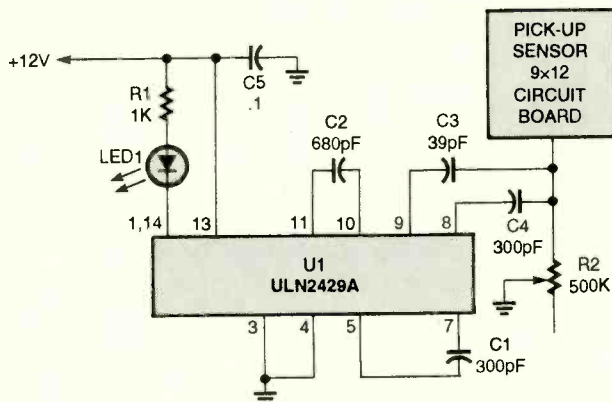


Fig. 5. The proximity sensor circuit can detect a person as far as 1-foot away. It is very similar to the touch switch circuit back in Fig. 4 with only a couple of component-value changes.

capacitor sets the oscillator's frequency to about 20 kHz.

A small 8-ohm tweeter is driven by the circuit's output in the AC mode of operation. The 22-ohm resistor limits the IC's output current to a safe value.

## SQUAREWAVE GENERATOR

Our next circuit (in Fig. 7) is a handy little variable square-wave generator. A 100k potentiometer and a

1k resistor are connected in series to pin 5 and circuit ground to function as a variable frequency control with a 2-to-1 range. The oscillator's frequency-setting capacitor values can be selected to give a continuous range of operation from 1 Hz to over 250 kHz. Use the component values shown as a guide in selecting values for your desired tuning range. The oscillator's output level can be varied  
 (Continued on page 90)

# ELECTRONICS MARKET PLACE

## FOR SALE

**300 Experimenters Circuits** — Complete in 6 practical books using diodes, relays, FET's, LED's, IC 555's, and IC CA3130's for building blocks. Only \$33.00 plus \$5.50 for shipping. USA and Canada only. US funds. **ETT, INC.**, PO Box 240, Massapequa Park, NY 11762-0240.

**FOUR** simple cable descrambling circuits using Radio Shack RF modulator, instructions \$8.00. **TELCOM**, Box 832P6, Brusly, LA 70719.

**UNDETECTABLE cable descrambler** will work on all systems **guaranteed!** Send SASE/info, \$94.95/kit, \$14.95/plans, **MYSTICAL ELECTRONICS**, PO Box 481, Cooper Station, NY, NY 10276.

**PRINTED** circuit boards — etched drilled, tin plated. Single sided \$1.25/sq. inch. Free shipping. **CHELCO ELECTRONICS**, 61 Water Street, Mayville, NY 14757. 1 (800) 388-8521.

**CABLE TV converters/descramblers** 2 year warranties on Jerrold, Zenith, Tocom, Scientific Atlanta. We service most converters. Money back guarantee. **NATIONAL CABLE SERVICES** (219) 935-4128.

**CABLE test chips.** Jerrold, Tocom, S.A., Zenith. Puts cable boxes into full service mode! \$29.95 to \$59.95. 1 (800) 452-7090, (310) 902-0841.

## CLASSIFIED AD ORDER FORM

To run your own classified ad, put one word on each of the lines below and send this form along with your check to:

**Popular Electronics Classified Ads**, 500-B Bi-County Boulevard, Farmingdale, N.Y. 11735

**PLEASE INDICATE** in which category of classified advertising you wish your ad to appear. For special headings, there is a surcharge of \$11.00.

{ } Plans/Kits ( ) Business Opportunities ( ) For Sale  
{ } Education/Instruction ( ) Wanted ( ) Satellite Television

Special Category: \$11.00

**PLEASE PRINT EACH WORD SEPARATELY, IN BLOCK LETTERS.**

(No refunds or credits for typesetting errors can be made unless you clearly print or type your copy.) Rates indicated are for standard style classified ads only. See below for additional charges for special ads. **Minimum: 15 words.**

1	2	3	4	5
6	7	8	9	10
11	12	13	14	15 (\$23.25)
16 (\$24.80)	17 (\$26.35)	18 (\$27.90)	19 (\$29.45)	20 (\$31.00)
21 (\$32.55)	22 (\$34.10)	23 (\$35.65)	24 (\$37.20)	25 (\$38.75)
26 (\$40.30)	27 (\$41.85)	28 (\$43.40)	29 (\$44.95)	30 (\$46.50)
31 (\$48.05)	32 (\$49.60)	33 (\$51.15)	34 (\$52.70)	35 (\$54.25)

We accept MasterCard and Visa for payment of orders. If you wish to use your credit card to pay for your ad fill in the following additional information (Sorry, no telephone orders can be accepted.):

Card Number

Expiration Date

PRINT NAME

SIGNATURE

**IF YOU USE A BOX NUMBER YOU MUST INCLUDE YOUR PERMANENT ADDRESS AND PHONE NUMBER FOR OUR FILES. ADS SUBMITTED WITHOUT THIS INFORMATION WILL NOT BE ACCEPTED.**  
**CLASSIFIED COMMERCIAL RATE:** (for firms or individuals offering commercial products or services) \$1.55 per word prepaid (no charge for ZIP code)...**MINIMUM 15 WORDS.** 5% discount for same ad in 6 issues within one year; 10% discount for 12 issues within one year if prepaid not applicable on credit card orders. **NON-COMMERCIAL RATE:** (for individuals who want to buy or sell a personal item) \$1.25 per word, prepaid....no minimum. **ONLY FIRST WORD AND NAME** set in bold caps at no extra charge. Additional bold face (not available as all caps) **30¢ per word additional.** Entire ad in boldface, \$1.85 per word. **TINT SCREEN BEHIND ENTIRE AD:** \$1.90 per word. **TINT SCREEN BEHIND ENTIRE AD PLUS ALL BOLD FACE AD:** \$2.25 per word. **EXPANDED TYPE AD:** \$2.05 per word prepaid. Entire ad in boldface, \$2.45 per word. **TINT SCREEN BEHIND ENTIRE EXPANDED TYPE AD:** \$2.55 per word. **TINT SCREEN BEHIND ENTIRE EXPANDED TYPE AD PLUS ALL BOLD FACE AD:** \$2.95 per word. **DISPLAY ADS:** 1" x 2 1/2" — \$205.00; 2" x 2 1/2" — \$410.00; 3" x 2 1/2" — \$615.00. **General Information:** Frequency rates and prepayment discounts are available. **ALL COPY SUBJECT TO PUBLISHERS APPROVAL. ADVERTISEMENTS USING P.O. BOX ADDRESS WILL NOT BE ACCEPTED UNTIL ADVERTISER SUPPLIES PUBLISHER WITH PERMANENT ADDRESS AND PHONE NUMBER. Copy to be in our hands on the 18th of the fourth month preceding the date of issue (i.e., Sept. issue copy must be received by May 18th). When normal closing date falls on Saturday, Sunday or Holiday, issue closes on preceding work day. Send for the classified brochure. Circle Number 49 on the Free Information Card.**

Look to the Future  
With Your Own  
Cable Converter & Descrambler!

1-800-228-7404



NU-TEK  
ELECTRONICS

FREE CATALOG!

3240 Hatch Rd.  
Suite 1 C  
Cedar Park, TX 78613

ALL MAJOR  
BRANDS



**CABLE TV descramblers, converters, lowest prices, guaranteed, best quality, free catalog, CNC CONCEPTS INC., Box 49503, Minneapolis, MN 55449. 1 (800) 535-1843.**

**SECRET cable descramblers!** Build your own descrambler for less than \$12.00 in seven easy steps! Radio Shack parts list and free descrambling methods that cost nothing to try, included. Send \$10.00 to: **INFORMATION FACTORY**, Dept. 5, PO Box 668, Seabrook, TX 77586. For COD's (713) 922-3512 any time!

**WHOLESALE!** Jerrold and Tocom cable test chips for full service mode. \$24.00 each. 10 for \$150.00. 20 for \$240.00. Detailed, easy to follow instructions. Free information. 90 day guaranteed. **I.Q. ELECTRONICS**, (602) 571-9740.

## FREE CATALOG

FAMOUS "FIRESTIK" BRAND CB ANTENNAS AND ACCESSORIES. QUALITY PRODUCTS FOR THE SERIOUS CB'er. SINCE 1962

FIRESTIK ANTENNA COMPANY  
2614 EAST ADAMS  
PHOENIX, ARIZONA 85034

**CABLE descramblers** and test turn-on kits available for most makes and models. We also carry bullet stoppers. No smoke, no mirrors, just low prices! Call others, then compare our prices! Cash paid for cable equipment. No Florida sales. (305) 425-0751.

## ANTIQUE RADIO CLASSIFIED

### Free Sample!

Antique Radio's  
Largest Circulation Monthly.  
Articles, Ads & Classifieds.

6-Month Trial: \$16.95. 1-Yr: \$29.95 (\$44.95-1st Class).  
A.R.C., P.O. Box 802-L10, Carlisle, MA 01741



**THE Case Against Patents.** Thoroughly tested and proven alternatives that work in the real world. \$24.50. **SYNERGETICS PRESS**, Box 809-C, Thatcher, AZ 85552. (602) 428-4073. Visa/MC.

**CABLE equipment!** Jerrold, Zenith, Pioneer, Oak, Scientific Atlanta & more! Our prices are below wholesale! **CABLE MASTER**. 1 (800) 480-9888.

**GREAT idea!** We do documentation right! **PAT DOCUMENT SERVICES**, PO Box 200, Ellsville, MS 39437. (601) 477-3875.

## CB RADIO OWNERS!

We specialize in a wide variety of technical information, parts and services for CB radios. 10-Meter and FM conversion kits, repair books, plans, high-performance accessories. Thousands of satisfied customers since 1976! Catalog \$3.

**CBC INTERNATIONAL, INC.**  
P.O. BOX 31500PE, PHOENIX, AZ 85046

**CABLE, TV filters**, professional cylinder type. Channels 2 thru 11 and 14 thru 24. Order by single channel. Quantity discounts on 5 or more. New FM band traps 106.5 Mhz, 108.5 Mhz and 110 Mhz. All channels in stock for fast service. We will beat any competitor's advertised prices. UPS COD daily. 1 (800) 331-2156, ext #123.

**PRINTED Circuit boards.** Design and fabrication of printed circuits to your requirements. Small runs OK. Fast turnaround. 27 years experience. Call, write or fax for information. **SHORE PRINTED CIRCUITS**, 36 Fairview Avenue, Little Silver, NJ 07739. 1 (800) 572-1574, fax (908) 747-6301.

**NEW!** Universal descrambler upgrade, improvement, modification, repair parts/instructions. Delivers better picture, performance. \$15.00. **ROBERT SNOW**, 22049 Lensdowne, Saint John, Canada E2K4T7.

## Telephone Listening & Recording Devices

**MA-100** Devices Hidden in Dual Modular Adapters! **DMR-20** Recording Adapter  
FM Transmitter **MA-100** Recording Adapter

Crystal clear reception on FM radio up to 1/4 mile  
SnapKit uses phone line for power & antenna

**DMR-20**  
Starts & stops recorder when phone is used  
Plugs into standard cassette recorder  
Works when any phone in house is used

\$25.95 free shipping Visa/MC (214) 255-7490  
Seymour-Radix Inc. Box 166055 PE Irving TX 75016

## PLANS & KITS

**60 Solderless Breadboard Projects** in two easy-to-read pocket books. Complete with circuit descriptions, schematics, parts layouts, component listings, etc. Both books (BP107 & BP113) only \$11.90 plus \$3.50 for shipping. USA and Canada only. US funds. **ETT, INC.**, PO Box 240, Massapequa Park, NY 11762-0240.

**SURVEILLANCE kits**, hear conversations half a football field away with the **National Surveillance Bionic Ear** parabolic microphone. Even beginners can build it. Uses common electronics. Easily understood, detailed plans. **Plans \$24.95, kits available.** **NATIONAL SURVEILLANCE**, PO Box 215, Cleveland, MS 38732.

**SCHEMATIC** design program. Free brochure. Write Dept. P. **SCHEME-ADDICT**, 8622 W. 44th Place, Wheat Ridge, CO 80033.

## EDUCATION/INSTRUCTION

**ELECTRONIC engineering.** 8 volumes complete. \$109.95. No prior knowledge required. Free brochure. **BANNER TECHNICAL BOOKS**, 1203 Grant Avenue, Rockford, IL 61103.

**PROCESS refunds.** Your help is needed immediately to process insurance refunds. Earn up to \$250.00 or more per refund processed. No experience needed. Easy and fun to do. Work in the privacy of your own home. Complete step by step instruction book. Rush \$22.95 to: **POPLAR PUBLISHING**, PO Box 1766, Dept. PE9, Enid, OK 73702.

**VCR Repairs You Can Do.** Save\$. Make\$. 403-page textbook used by national correspondence schools. \$Back-guarantee. Over 39,400 sold. 704 illustrations + tool. Mail \$24.95 to **WORTHINGTON PUBLISHING**, Box 16691N, Tampa, FL 33687-6691.

**PC Power Supplies.** What they are. How they work. Safe and easy low voltage test and repair. 96 pages, 37 illus. \$19.95 **WELX TECH**, Box 34, Greenbelt, MD 20768.

**DIGITAL electronics**, learn at home or college for digital computers, full color illustrations 360 pages. Send \$29.95 to **PJ ENTERPRISES**, 26551 Sparks St., Highland, CA 92346.

**BECOME** an electronics engineer! Money for college available. Call (609) 266-2887 ext. 112 for recorded message.

**"VIDEO Game Secrets of the Orient"** — Genesis/Super-Nint, etc... Yes, game recording machines do exist! Any game \$1.00, incredibly accessible to anyone worldwide, described in detail. Also, outrageous savings, products, sources, more! Highly revealing information game companies don't want you to know. 6 years researched. \$15.00. **DEL WORLD PUBLICATIONS**, 2390 Crenshaw Blvd., Dept. 707-PE, Torrance, CA 90501.



## RECEIVING TUBES

### OVER 3000 TYPES IN STOCK!

Also hard-to-find transformers, capacitors and parts for tube equipment.  
Send \$2.00 for our 32 page catalog.

**ANTIQUE ELECTRONIC SUPPLY**  
6221 S. Maple Ave. • Tempe, AZ 85283 • 602-820-5411

## BUSINESS OPPORTUNITIES

**MAKE \$75,000.00 to \$250,000.00 yearly.** Learn IBM monitors repairs (solutions most brands). New home based business program. Software available. Information: **USA-Canada \$3.00 cash** (no checks), Dealers wanted worldwide (\$35.00) US funds. **RANDALL DISPLAY**, PO Box 2168-H, Van Nuys, CA 91404, USA.

**GOVERNMENT** seized cars, trucks, boats, computers, televisions. Surplus bargains galore! Your area: 1 (800) 601-2212 Ex.SP7930.

**EASY work!** Excellent pay! Assemble products at home. Call toll free 1 (800) 467-5566 ext. 5730.

**START** your own technical venture! Don Lancaster's newly updated **Incredible Secret Money Machine II** tells how. We now have autographed copies of the Guru's underground classic for \$18.50. **SYNERGETICS PRESS**, Box 809-C, Thatcher, AZ 85552. (602) 428-4073. Visa/MC.

## INVENTIONS

**INVENTORS: CONCEPT NETWORK** offers professional, inexpensive patenting and marketing services. (New product ideas with prototype or schematics preferred; but they are not required.) Free information packet: Call 1 (800) 835-2246 extension 67.

**FREE** Invention package: **DAVISON & ASSOCIATES** offers customized development, patenting, and licensing for new products and ideas. Proven results: 1 (800) 677-6382.

## CB'S AND SCANNERS

**SCANNERS, CB's, radar detectors.** Call or write for free catalog. (803) 829-3411. **CB DOCTOR**, PO Box 2842, Orangeburg, SC 29116-2842. Toll free order line available.

**MASTERCARD AND VISA** are now accepted for payment of your advertising. Simply complete the Classified Ad order form and we will bill you.

**THIS IS AN EXPANDED TYPE AD.** Notice how it stands out on this page. To get your ad set in this type style mark your classified ad order, "Expanded-type ad," and calculate your cost at \$1.85 per word.

# "YOUR FREE CATALOG KNOCKED MY SOCKS OFF"

We get that sort of comment all the time. People are impressed that our free Consumer Information Catalog lists so many free and low-cost government booklets. There are more than 200 in all, containing a wealth of valuable information.

Our free Catalog will very likely impress you, too. But first you have to get it. Just send your name and address to:


**Consumer Information Center  
Department KO  
Pueblo, Colorado 81009**



A public service of this publication and the Consumer Information Center of the U. S. General Services Administration

# Electronic Paperbacks at Special Prices


**BP325—A CONCISE USER'S GUIDE TO WINDOWS 3.1 . . . . \$7.95.** Come to grips with Windows 3.1 in the shortest and most effective way. Learn how to manipulate Windows screens and DOS by Windows graphics interface. Master its word processor, Paintbrush and data base along with Notepad, Macro Recorder, PIF Editor, and Calculator.



**BP311—AN INTRODUCTION TO SCANNERS AND SCANNING . . . . \$7.95.** Radio scanners have opened a realm of exciting radio listening. Understand radio wave propagation, types of transmissions, antennas, band assignments—the straight dope on what to hear and where to hear it! Comes complete with index, glossary of important terminology.



**BP287—A REFERENCE GUIDE TO PRACTICAL ELECTRONICS TERMS . . . . \$8.95.** More than just a dictionary of practical electronics terms, the book goes a step further in getting down to fundamentals. A reference volume that can be read casually by a reader seeking knowledge.



**BP248—TEST EQUIPMENT CONSTRUCTION . . . . \$5.95.** Details construction of simple, inexpensive, but extremely useful test equipment. AF Gen, Test Bench Ampl, Audio Millivoltmeter, Transistor Tester and six more.



**BP267—HOW TO USE OSCILLOSCOPES AND OTHER TEST EQUIPMENT . . . . \$6.95.** Mastering the oscilloscope is not really too difficult. This book explains all the standard controls and functions. Other equipment is also described.



**BP265—MORE ADVANCED USES OF THE MULTI-METER . . . . \$5.95.** Use these techniques to test and analyze the performance of a variety of components. Also see how to build add-ons to extend multi-meter capabilities.



**BP256—INTRO TO LOUDSPEAKERS AND ENCLOSURE DESIGN . . . . \$5.95.** We explore the variety of enclosure and speaker designs in use today so the reader can understand the principles involved.

**BP298—A CONCISE INTRODUCTION TO THE MACINTOSH SYSTEM AND FINDER. . . . \$6.25.** If you have one of the popular Macintosh range of computers, this book is designed to help you get the most from it. Although the Mac's WIMP user interface is designed to be easy to use, much of it only becomes clear when it is explained in simple terms. All Macintosh computers are covered including the new "Classic" range.



**BP299—PRACTICAL ELECTRONIC FILTERS . . . . \$6.95.** Presents a dozen filter-based practical projects with applications in and around the home or in the constructor's workshop. Complete construction details are included.



**BP249—MORE ADVANCED TEST EQUIPMENT CONSTRUCTION . . . . \$6.95.** Eleven more test equipment construction projects. They include a digital voltmeter, capacitance meter, current tracer, etc.




**BP245—DIGITAL AUDIO PROJECTS . . . . \$5.95.** Practical circuits to build and experiment with. Includes A/D converter, input amplifier, digital delay line, compander, echo effect and more.



**BP247—MORE ADVANCED MIDI PROJECTS . . . . \$5.95.** Circuits included are a MIDI indicator, THRU box, merge unit, code generator, pedal, programmer, channelizer, and analyzer.



**BP257—INTRO TO AMATEUR RADIO . . . . \$6.95.** Amateur Radio is a unique and fascinating hobby. This book gives the newcomer a comprehensive and easy to understand guide to the subject.



**BP309—PREAMPLIFIER AND FILTER CIRCUITS . . . . \$6.95.** Provides circuits and background info for a range of pre-amplifiers, plus tone controls, filters, mixers and more. All are high-performance circuits that can be built at a reasonable cost.

**BP303—UNDERSTANDING PC SOFTWARE . . . . \$6.95.** This book will help you understand the basics of various types of business software in common use. Types of software covered include word processors, spelling checkers, graphics programs, desktop publishing, databases, spreadsheets and utilities.



**BP251—COMPUTER HOBBYISTS HANDBOOK . . . . \$8.95.** A wrapup of everything the computer hobbyist needs to know in one easy to use volume. Provides a range of useful reference material in a single source.



**PCP115—ELECTRONIC PROJECTS FOR HOME SECURITY . . . . \$10.00.** 25 projects ranging from a single-door protection circuit that can be completed in an hour or two, to a sophisticated multi-channel security system. Each project is described in detail with circuit diagrams, explanations of how it works, instructions for building and testing, and how to adapt circuits to meet special requirements.



**BP190—ADVANCED ELECTRONIC SECURITY PROJECTS. . . . \$5.95.** Includes a passive infra-red detector, a fiber-optic loop alarm, computer-based alarms and an unusual form of ultrasonic intruder detector.

**BP235—POWER SELECTOR GUIDE . . . . \$10.00.** Complete guide to semiconductor power devices. More than 1000 power handling devices are included. They are tabulated in alpha-numeric sequence, by technical specs. Includes power diodes, Thyristors, Triacs, Power Transistors and FET's.

**BP234—TRANSISTOR SELECTOR GUIDE. . . . \$10.00.** Companion volume to BP235. Book covers more than 1400 JEDEC, JIS, and brand-specific devices. Also contains listing by case type, and electronic parameters. Includes Darlington transistors, high-voltage devices, high-current devices, high power devices.

**BP117—PRACTICAL ELECTRONIC BUILDING BLOCKS—Book 1. . . . \$5.75.** Oscillators, Timers, Noise Generators, Rectifiers, Comparators, Triggers and more.

**BP195—INTRODUCTION TO SATELLITE TV. . . . \$9.95.** A definitive introduction to the subject written for the professional engineer, electronics enthusiast, or others who want to know more before they buy. 8 x 10 in.

**BP178—ELECTRONIC CIRCUITS FOR THE COMPUTER CONTROL OF ROBOTS . . . . \$7.50.** Data and circuits for interfacing the computer to the robot's motors and sensors.

**BP239—GETTING THE MOST FROM YOUR MULTIMETER. . . . \$5.95.** Covers basics of analog and digital meters. Methods of component testing includes transistors, thyristors, resistors, capacitors and other active and passive devices.

**BP97—IC PROJECTS FOR BEGINNERS. . . . \$5.50.** Power supplies, radio and audio circuits, oscillators, timers, switches, and more. If you can use a soldering iron you can build these devices.

**RADIO—100 RADIO HOOKUPS. . . . \$3.00.** Reprint of 1924 booklet presents radio circuits of the era including regenerative, neutrodyne, reflex & more.

**BP42—SIMPLE LED CIRCUITS. . . . \$5.50.** A large selection of simple applications for this simple electronic component.

**BP122—AUDIO AMPLIFIER CONSTRUCTION . . . . \$5.75.** Construction details for preamps and power amplifiers up through a 100-watt DC-coupled FET amplifier.

**BP92—CRYSTAL SET CONSTRUCTION. . . . \$5.50.** Everything you need to know about building crystal radio receivers.

**BP255—INTERNATIONAL RADIO STATIONS GUIDE . . . . \$7.95.** Provides the casual listener, amateur radio DXer and the professional radio monitor with an essential reference work designed to guide him or her around the more than ever complex radio bands.

## CHECK OFF THE BOOKS YOU WANT

**ELECTRONIC TECHNOLOGY TODAY INC.**  
P.O. Box 240, Massapequa Park, NY 11762-0240

Name \_\_\_\_\_  
Address \_\_\_\_\_  
City \_\_\_\_\_ State \_\_\_\_\_ Zip \_\_\_\_\_

PE694

### SHIPPING CHARGES IN USA AND CANADA

\$0.01 to \$5.00 . . . . .	\$1.50
\$5.01 to \$10.00 . . . . .	\$2.50
\$10.01 to 20.00 . . . . .	\$3.50
\$20.01 to 30.00 . . . . .	\$4.50
\$30.01 to 40.00 . . . . .	\$5.50
\$40.01 to 50.00 . . . . .	\$6.50
\$50.01 and above . . . . .	\$8.00

**SORRY No orders accepted outside of USA & Canada**

Total price of merchandise . . . . .	\$ _____
Shipping (see chart at left) . . . . .	\$ _____
<b>Subtotal</b> . . . . .	\$ _____
Sales Tax (NY State only) . . . . .	\$ _____
<b>Total Enclosed</b> . . . . .	\$ _____

**All payments must be in U.S. funds**

Number of books ordered

# DX LISTENING

By Don Jensen

## South-American SW Broadcasters

Periodically, I like to focus this column on a particular area of the world. This month, let's look at some Latin American countries and their shortwave stations.

Like most "nor-teamericanos," SWL's tend to think of Latin America as being right next door. But like many perceptions of the world, that's only partly correct.



Ralph V. Kurtenbach has been one of the voices regularly heard on HCJB, *The Voice of the Andes*, in Quito, Ecuador.

Mexico, certainly, and Central America are our southern neighbors, and Cuba is just 90 miles off the tip of Florida. But Latin America also includes countries such as Argentina, Brazil, and Chile, and they may be farther away than you realize. For example, a jet flight from Chicago to Istanbul is shorter than one between the "windy city" and Buenos Aires. It's 5,000 miles from San Francisco to Tokyo, but nearly 6,000 miles to Santiago, Chile. New York is nearer Moscow than it is Rio de Janeiro, Brazil.

While much of Latin America speaks Spanish,

the largest South American country, Brazil, speaks Portuguese. In three smallish countries on the northeastern "shoulder" of the southern continent (French Guiana, Guyana, and Surinam) French, English, and Dutch are the predominant languages. In the southern tier of Latin countries, notably Brazil, Uruguay, Argentina and Chile, many native-born citizens have German, Italian, even Japanese as their first language. Additionally, there are many people who speak the various indigenous Indian and Creole languages.

When it comes to music, there's no single type of music typical of Latin America. There's the galloping Colombian cumbia, hot salsa from the Dominican Republic, Mexican mariachi, Argentine tango, Peruvian huayno. These musical styles are no more alike than those of Johann Sebastian Bach and Billy Ray Cyrus! What this means is that when it comes to SW stations of Latin America, there's a tremendous variety of listening available.

One reason why many North Americans may not be familiar with these stations is that while there are hundreds of them on shortwave, most are relatively low powered, compared to the major international broadcasters of Europe. The signals, typically, aren't as big and booming. Also, the majority, though certainly not all, of them operate on the so-called "Tropical Bands," mostly the frequencies below about 5 MHz (5,000 kHz). Here reception

is limited to the hours of darkness. There often are high static levels, especially in summer, and interference from other stations.

### GETTING STARTED

If you've so far avoided these broadcasters, for these reasons, and because most broadcast in Spanish or Portuguese, I suggest you get started by tuning for the few that do have some English programming. Almost without doubt, one of your first South American SW loggings will be HCJB, *The Voice of the Andes*, in Quito, Ecuador.

That is a missionary broadcaster, to be sure, but its programming is an interesting mix of music and culture along with the religious. It has been on shortwave since the 1930's. It was my first shortwave logging more than 40 years ago, so I have a soft spot in the SWL'ing heart for HCJB.

Signals are strong and there are plenty of English broadcasts. You can find HCJB on several frequencies during much of the day and night. Highly recommended is the hour-long Studio 9 program, on the air weekdays from 0030 to 0130 UTC, on 9,745 and 15,155 kHz. Studio 9 includes world and Latin-American news, followed by a series of features and interviews. Particularly enjoyable is the Friday segment called "*Musica del Ecuador*", in which Jorge Zambrano hosts a show featuring a blend of Ecuadorian and other Latin music.

*Radio Nacional Brasilia* also has some English pro-

gramming. Check this one at 1200 UTC on 15,445 kHz.

There are a good many other Brazilian stations on shortwave, though their programs are in Portuguese. Several to look for include: *Radio Santa Maria*, 0000UTC on 11,705 kHz; *Radio Cultura*, 2300 UTC on 17,815 kHz; *Radio Clube Paranaense*, 2330 UTC on 6,040 and 9,725 kHz; *Radio Relogio Federal*, 0700 UTC on 4,905 kHz; *Radiodifusora Roraima*, 0300 UTC on 4,875 kHz; and *Radio Educacao Rural*, 0130 UTC on 4,753 kHz.

Another Latin station with English programming is *Radio Havana Cuba*. That station can be heard throughout the evening, from 000 until 0700 UTC, on 6,010 and 9,510 kHz.

Though it doesn't really qualify as a Latin-American station, as far as programming goes, *Radio for Peace International* does broadcast from Costa Rica in Central America and its programs are in English. It can be found throughout the evening on 7,385 kHz.

#### SPANISH VOICES

By this time, perhaps, you're ready to try for some stations that program in Spanish. Even if you don't know the language, you can find a lot of enjoyment in the musical programming.

From Colombia, one of the strongest and most consistent signals on shortwave is that of *CARACOL Colombia*, a key network outlet of the CARACOL chain, which we highlighted in a recent column.

You'll find this all-Spanish station quite easy to hear

\*Credits: Brian Alexander, PA; Mark Anderson, MI; Hans Johnson, MD; Ed Newbury, NE; Tony Orr, VA; North American SW Association, 45 Wildflower Road, Levittown, PA 19057

during the North-American evening hours on 5,075 kHz.

*Radio Santa FE* is noted evenings on 4,965 kHz, and you might find another Colombian outlet, *Ecoss del Atrato* operating, irregularly perhaps, on 5,020 kHz during the 0200-0400 UTC time period.

Chile isn't the easiest country to log. There are only a few stations on the air now. But you might want to give a try for *Radio Santa Maria*, logged on 6,030 kHz especially in very early morning hours, say around 0930 UTC.

Even more difficult, and a real DX catch, is Paraguay's only currently operating shortwave station, *Radio Nacional* on 9,735 kHz. There have been reports, however, of one or two other stations becoming active in the future.

Peru is a curious case among the South-American countries. It has numerous stations operating on SW; they seem to come and go, many of them quite audible for a few weeks or months, only to vanish without a trace. Signals, typically, are not strong, since they are local stations, intended for Peruvian audiences. So things change quickly and any list of Peruvian stations is automatically a bit suspect. However here are some you might wish to try for:

*Radio Naylap* is said to be on the air 24-hours-a-day on a 4,300 kHz. *Radio Maranon*, 4,835 kHz, returned to the air after having been inactive for more than a year. It has been noted signing on at 100 UTC with the "Chariots of Fire" theme. *Radio Nacional del Peru* in Tacna also has been reactivated and has been noted on 6,095 kHz to 0500 UTC sign off.

Two of the more easily

logged Venezuelan stations can be found within just 10 kHz of each other in the crowded 60-meter band. Look for *Radio Rumbos* on 4,970 kHz and *Ecoss del Torbes* on 4,980 kHz. Programming is similar on those two stations—mostly Latin ballads and rhythms.

#### DOWN THE DIAL

Skimming through the frequencies, you may find quite a few Latin signals on your own. Let us know what you're hearing, the frequency, time heard, and a bit about the programming. I'll include your logging notes in future columns. Send your letters, questions, and comments to me, Don Jensen, DX Listening, **Popular Electronics**, 500-B Bi-County Blvd., Farmingdale, NY 11735.

Hear are some of the stations others are hearing:

**BOLIVIA**—4,965 kHz.

*Radio Juan 23* has been noted in the early morning, around 0945 UTC, with flute music of the Andean region and clear identification. The number 23 sounds like "ben-tay trace" in Spanish.

**GUATEMALA**—5,955 kHz.

*Radio Cultural* in Guatemala City is logged at about 1000 UTC with Mexican-sounding rachera music.

**MEXICO**—6,185 kHz.

*Radio Educacion*, XEPPM, is often heard between about 0130 and 0530 UTC. Besides the Latin-American music and Spanish talk, you may also hear an occasional English identification and frequency announcement.

**VENEZUELA**—4,830 kHz.

*Radio Tachira* has been heard here with live sports, probably a soccer game, in Spanish. ■

NEXT MONTH

In the July, 1994 Issue

## Popular Electronics®

It's July and the Annual Builders Special Issue contains a potpourri of projects for all levels of builders. Here are some of the project highlights:

- Universal Noise Reduction System
- Digital Combination Lock
- Packet Radio Tuning Indicator
- Digital Clock

**ON SALE**  
**May 17, 1994**  
**Watch for it!**

Pick up *Popular Electronics* at your favorite Newsstand, Bookstore, Convenience Store or Supermarket

# HAM RADIO

By Joseph J. Carr, K4IPV

## Wire Antennas

To paraphrase an old saying: "Fall is fell, Spring is Sprung, grab a ladder and climb on a rung. . . ." It's antenna time again. Winter time is a time of damage to antennas, and it's generally too cold in much of the country to put one up without getting frostbite. In mid Summer, the temperature is too high to safely work on antennas without risk of heat stroke. But in the late Spring and early Summer, the weather tends to be a bit more temperate for antenna noodlers.

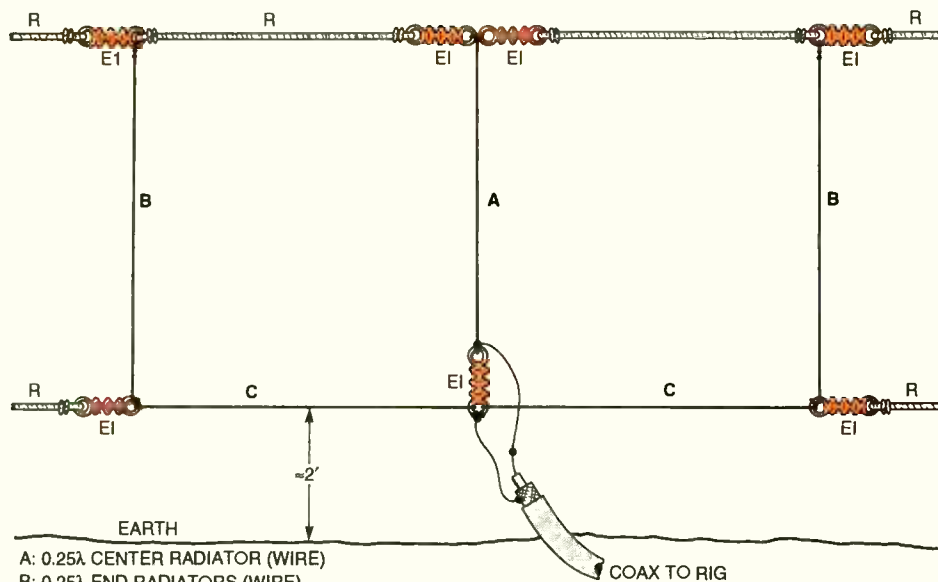
gion, you might want to give the "Thorne array" (see Fig. 1) a try.

### THE THORNE ARRAY

The Thorne array is an upside-down "bobtail curtain antenna," and is quite capable of a very low angle of radiation. I once used a Thorne array at a QTH in Texas, and was quite impressed with its performance for VK, ZL, and JA DX'ing. Such demonstrations do not usually impress me because antennas are difficult to analyze in isolation. But in the Texas

As shown in Fig. 1, the Thorne array consists of three vertical radiating elements, each a quarter-wavelength long. The center radiator (A) is isolated electrically from the others, and is connected to the center conductor of the coaxial cable. The other two radiators (B) are connected to the shield of the coaxial cable through half-wavelength phasing elements (C). All elements are made of #14 or larger wire. The phasing elements and the feedpoint are about two feet off the ground.

It is possible to build the antenna exactly as shown in Fig. 1. The four ropes (top and bottom) at the two ends are stretched between supports (trees, towers, wall of the garage, or whatever). If the assembly is a little too rickety, you can use a 2 x 4 stake at each vertical radiator. A quarter wavelength at 20 meters is 16 to 17 feet (depending on frequency), so you can easily use 16-foot 2 x 4 lumber mounted to a fence post or other support to hold the antenna.



- A:  $0.25\lambda$  CENTER RADIATOR (WIRE)
- B:  $0.25\lambda$  END RADIATORS (WIRE)
- C:  $0.50\lambda$  PHASING ELEMENTS (WIRE)
- R: ROPE
- EI: END INSULATORS

Fig. 1. For the upper end of the high-frequency (HF) region, you might want to give the "Thorne array" a try.

If you plan to put up an antenna, then now might be the time to do it. Standard antennas such as half-wavelength horizontal dipoles are easy to put up, but you might want to try a special or non-standard antenna. For the upper end of the high-frequency (HF) re-

instance, I was able to compare the Thorne array against a properly installed half-wavelength dipole, a trap vertical, and a tri-band three-element beam. It worked very well in comparison to those other antennas, yet it cost "bird seed" to build.

### SOMETHING DIFFERENT

Another neat antenna to try is the "Large Loop" or "Bi-Square" antenna (see Fig. 2), which is similar to a single-element "quad," but each side of the square is a half wavelength ( $\lambda/2$ ) rather than a quarter wavelength. The feedpoint impedance is about 1000 ohms, so a quarter-wavelength matching section is required. The matching section is comprised of a quarter-wavelength piece of twin-



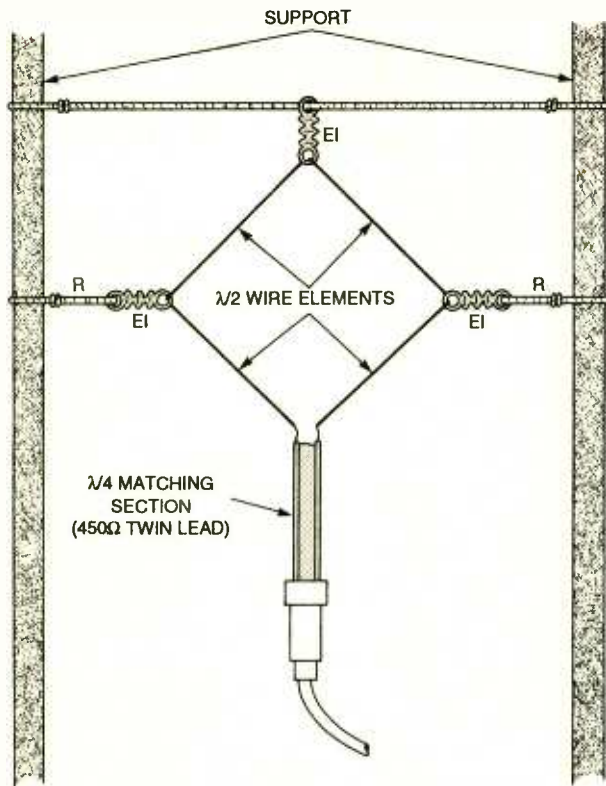


Fig. 2. The "Large Loop" or "Bi-Square" antenna is similar to a single-element "quad."

lead—either 300- or 450-ohm twin-lead can be used.

A 1:1 or 4:1 BALUN is used at the feedpoint. Normally, only a 1:1 BALUN is needed, but in some cases people like to operate the Bi-Square off the design frequency, in which case, the impedance of the feed-point changes enough to make it worthwhile to try the 4:1 BALUN.

The Bi-Square antenna radiates in a figure-8 pattern, and provides as much as a 4-dB gain (isotropic) broadside to the plane of the antenna (i.e., perpendicular to the page in Fig. 2). One neat aspect of that antenna is that it can be used at frequencies other than its design frequency. But when the frequency drops to half the design frequency, the gain drops to about that of a dipole. Using an antenna-tuning unit can smooth out what appears to be a relatively bad VSWR (about 2.25:1 at

some frequencies).

Both the Thorne array and the Bi-Square antenna are easily made from wire and wire-antenna components like end insulators (EI in the figures), at least on frequencies above about 31 meters, although most users will probably be on 10 and 15 meters because of the antenna size required for the lower-frequency bands.

#### MY PREFERENCE

I am partial to low-cost, easy-to-assemble antennas made of wire or aluminum tubing. While I own a store-bought antenna, and use it regularly, I also have a few homebrew antennas. Supplies for wire antennas are available at most ham outlets, although some stores may only stock basic kits. For instance, Jim Thompson (W4THU) president of Radio Works—P.O. Box 6159, Portsmouth, VA 23703; Tel. 804-484-0140 (voice) and 804-483-1873 (fax)—re-

cently sent me a pair of their catalogs: the general catalog is \$3, and the reference catalog is \$5.

Radio Works stocks a wide variety of their own antennas and BALUN's, the products of other manufacturers, plus other supplies and gizmos. They also stock antenna instruments and antenna-tuning units. I've gotten a few items from them over the years, and find they fill a needed niche.

#### ANTLERS SOFTWARE

For most ham-radio and SWL antennas, the principal design parameter is the length of the elements. Also of concern are the values of any inductors used in the various forms of compensation antennas. For loop antennas, which are really useful for low-frequency work (160 through 31 meters), the inductance of

the antenna for any given physical dimension is important, as is the capacitance needed to resonate that inductance to a specific frequency. The Antlers software calculates all those factors for you.

While it is not a full antenna-design package, Antlers works well for most practical ham and SWL applications. Antlers runs on MS-DOS and Windows machines, and requires a color monitor. Contact me at P.O. Box 1099, Falls Church, VA 22041 for more information on the package. ■




"I can't turn it on—I lost the remote."

## From Not-Working to Networking!

### Troubleshooting Local-Area Networks!

Now, complete for the first time in one detailed booklet!



ONLY \$5.00

Gain a fuller knowledge of network fundamentals and how they developed from the early days of main frames, from XNS to Ethernet technology, the OSI stack for interconnecting different computers, basic and specialized test instruments, etc. Several tough LAN case histories bring from theory to the practical side of troubleshooting.

CLAGGK Inc., Reprint Bookstore  
P.O. Box 4099, Farmingdale, NY 11735

Please rush my copy of "From Not-Working to Networking." I enclosed payment of \$5.00 which includes shipping charges.

Name \_\_\_\_\_  
Address \_\_\_\_\_  
City \_\_\_\_\_ State \_\_\_\_\_ ZIP \_\_\_\_\_

Sorry, no orders excepted outside of United States and Canada. All Payments must be in U.S. funds. Send check or money order payable to CLAGGK Inc.—do not send cash or stamps. New York State residents add applicable sales tax.

# SCANNER SCENE

By Marc Saxon

## A Look at Mobile Extenders

The Optoelectronics Model DC 440 is a useful scanner accessory. It reads out 50 sub-audible PL tones (aka CTCSS tones), 106 digital (DCS) codes, and 16 Touch-Tone (DTMF) characters simultaneously! The DC440 monitors the audio of a scanner. In many applications, it can be connected directly to the external audio output. Note that some scanners have enough loss below 300 Hz in the audio section to prevent the DC440 from



The Optoelectronics DC440 can read CTCSS tones, digital codes, and DTMF (Touch-Tone) characters simultaneously.

picking up PL tones without an internal connection to pick off audio before any low-frequency rolloff. The output of the discriminator is a good spot for that.

PL tones and DCS codes are automatically detected along with DTMF characters, and displayed on a two-line, alphanumeric, backlit LCD. On power-up, the DC440 will automatically display PL tones and DTMF characters. The DCS/DTMF combo can be ac-

cessed by a mode button.

PL digits remain on display until replaced by different ones, at which time an asterisk is displayed to indicate that active decode is taking place. A total of 10 DTMF digits can be displayed on the screen and will remain until new ones replace them. At that time, the older digits will shift to the left, one at a time, and will be stored in the DC440's memory. A scrollable display of 127 DTMF characters can be reviewed using the DC440's recall button.

Using the DTMF decode feature, it is possible, for instance, to read out the characters being entered into pushbutton cordless phones within receiving range of a scanner. CTCSS tone recognition sorts out different licensees sharing VHF and UHF repeater frequencies. Transmissions begin to take on more of an identity and are more readily recognized when using a DC440. Optoelectronics points out that, in addition to hobby usage, the DC440 is used for security and surveillance purposes, for repeater monitoring, and for communications testing purposes.

Accessories allow the DC440 to interface with a PC for remote operation. A custom data-logging software package for the PC can be used to survey a busy channel.

The DC440 runs on internal (optional) nickel-

cadmium batteries that offer five hours of operation. An optional AC power supply is available.

The basic DC440 costs \$259. For more information, contact Optoelectronics Inc., 5821 N.E. 14th Street, Ft. Lauderdale, FL 33334 or phone 305-771-2050.

### MOBILE EXTENDERS

For months now, letters have been trickling in asking about "mobile extenders." Looks as if it's time for a discussion. It's worth devoting some space to an accessory that is generally overlooked by scanner owners.

Mobile extenders are small, special-purpose, low-powered mobile transmitters that are used by a number of law-enforcement agencies, particularly state police and highway patrols. The function of the unit is to serve as a relay so that headquarters can remain in contact with officers who are using their short-range handheld radios outside of their vehicles. The mobile extender, therefore, is a mobile repeater that re-transmits the signals from headquarters on a different frequency.

As long as a vehicle's mobile extender is turned on, it will repeat every transmission from headquarters. Most officers turn on their extenders when they go on duty, and leave them operating so that they don't forget to turn them on if they need to leave the vehicle. The average range of

an extender is three miles.

Many (but not all) state law-enforcement agencies make use of mobile extenders because their vehicles are often so far from a dispatcher. Municipal agencies, however, don't usually need them. If you have a scanner, though, you would be able to receive those signals if your scanner were within range of such a station.

For example, on the Florida Turnpike, the extenders use 156.18 MHz, while on the Ohio Turnpike; they use 465.375, 465.425, 465.525, and 465.55 MHz. The California Highway Patrol's system uses 154.905 MHz; in Pennsylvania, they are on 159.21 MHz, and in Illinois, the frequency is 155.505 MHz. One interesting application is in Minnesota, where 458.25 MHz is used throughout the state except around Minneapolis/St. Paul. In the Twin Cities area, the frequency in use is 453.25 MHz.

One thing you'll know when you hear a mobile extender—there's a police car within three miles of your location!

#### WHAT'S IN THE MAIL?

Don Kiser, of Elmira, New York, has a Bearcat BC-200XL. His problem is that the rechargeable battery pack decided not to hold a charge. Don wants to know if there's a way to rejuvenate it. Or, since the battery pack isn't going to hold a charge, he wonders if he can leave the scanner plugged into an AC adapter and operate it that way.

It's been our experience that a nickel-cadmium battery pack can be recharged over and over, but it will zonk out eventually. At that point, you should replace it with a new pack. The scanner should operate fine as a base station as long as it

is used with an AC adapter that is supplying the proper voltage.

We also heard from Ron Bruckman, editor of the *Radio Monitors Newsletter of Maryland* (P. O. Box 394, Hampstead, MD 21074-0394). We are now aware of some significant changes in that state. Ron mentions that it has been several years since the Baltimore County Police Department left the 39-MHz band to move to 800 MHz. Not long ago, the Maryland State Police reshuffled and reorganized its 39-MHz operations to use those frequencies vacated by the Baltimore County police.

Some Maryland state police barracks remained on their original frequencies, some switched to other frequencies previously used by the state police, and now some barracks are also using 39-MHz frequencies salvaged from the abandoned county police assignments. State-police monitors who wonder what became of the stations they used to hear should search between 39.04 and 39.96 MHz to check up on the entire reorganized Maryland State Police system.

Ron puts out a fine newsletter. It costs \$15 per year for 12 issues. A sample copy costs \$2. The phone number is 410-239-7366.

In related news, the *Northeast Scanner News* (P. O. Box 67, Gibbstown, NJ 08027) advises of a change in their rates. A 12-issue subscription is now \$29 per year by bulk rate, or \$39 by first class mail.

#### KEEP IN TOUCH!

Please send along your questions, frequencies, and ideas to *Scanner Scene*, **Popular Electronics**, 500-B Bi-County Blvd., Farmingdale, NY 11735. Your input is important to us. ■

# PRESENTING 8 WAYS TO EARN GREAT RATES ON COLLEGE SAVINGS.



U.S. Savings Bonds offer eight great ways to save for your child's college education. Buy U.S. Savings Bonds in any of the eight denominations for just half their face value. If you keep them five years or more, you'll earn competitive, market-based rates or a guaranteed minimum rate, whichever is higher.

Start earning great rates on college savings, today. Buy U.S. Savings Bonds where you work or bank.

For current rates, call  
**1-800-4US BOND • 1-800-487-2663**



A public service of this magazine



Plans for the world's zaniest plaything—  
September 1989



Put together your own Macintosh computer—  
September 1991



Build the Testa Coil that went square!—  
August 1989



Take a chance on our Dice-Roulette project—  
April 1989

Get the one you missed!

# Popular Electronics®

Popular Electronics back issues are available although quantities of some issues are nearly exhausted. Here's an opportunity to complete your collection, or obtain a selected back issue you cannot find elsewhere. This offer is valid only when using the coupon on this page or a photo copy.

## Special Back Issue Offer!

Please circle the issue(s) ordered!

	Jan.	Feb.	Mar.	Apr.	May	June	July	Aug.	Sep.	Oct.	Nov.	Dec.
1987	1	2	3	4	5	6	7	8	9	10	11	12
1988	1	1987-1988 back issues not available									23	24
1989	25	26	27	28	29	30	31	32	33	34	35	36
1990	37	38	39	40	41	42	43	44	45	46	47	48
1991	—	49	—	50	51	52	53	54	55	56	57	58
1992	59	60	61	62	63	64	65	66	67	68	69	70
1993	71	72	73									

Note: Issues prior to November 1988 are "Hands-on Electronics"—the predecessor of Popular Electronics.

## How to determine cost!

Quantity	Price per copy		
	United States	Canada	Foreign*
1-5	\$6.50 US	\$6.50 US	
6-11	5.50	5.75	\$8.00 US
12-23	5.00	5.25	7.50
24 and more	4.50	4.75	7.00

Prices include handling and shipping. Prices subject to change. All orders payable in U.S.A. funds only, via international money order, check drawn on a U.S.A. bank, or acceptable credit card (Visa, MasterCard) in U.S.A. funds. Allow 6-8 weeks delivery. Foreign orders may take longer. \*Minimum foreign order—6 issues.

Visa     MasterCard     USA Bank Check     US or Int. Money Order

[Note: Credit Card minimum order is \$15.00.]

Credit Card Number \_\_\_\_\_ Exp. Date \_\_\_\_\_ / \_\_\_\_\_

Signature \_\_\_\_\_

Name \_\_\_\_\_

Address \_\_\_\_\_

City \_\_\_\_\_ State \_\_\_\_\_ ZIP \_\_\_\_\_

Send Orders To: CLAGGK, Inc., P.O. Box 4099, Farmingdale, NY 11735. Sorry, no telephone orders.

## LEGO-DACTA CONTROL LAB

(Continued from page 66)

vices. To set up the software, you drag device icons to their particular position on the serial-interface illustration using the mouse. The on-screen port then labels itself as "motora," "lampb," or whatever.

For motors and the sound element, two on-screen buttons above each port control the direction or the sound of its associated device. The on-screen buttons are positioned in the same places as indicator lights on the serial interface. You just click the mouse on a button to activate a device. While a button is being clicked, the corresponding light on the interface illuminates.

Similarly, icons for input devices are dragged onto input ports and the ports label themselves accordingly. When an angle sensor is first set up, it displays an angle of 0. Then, depending on the number of turns and the direction, a positive or negative number is displayed. Angle-sensor readings can also be reset to zero without rotating the shaft if desired. The output from a light sensor is also a number, although always positive.

The temperature sensor's readout is an actual temperature reading in Celsius by default. It's easy enough, though, to change the readout to Fahrenheit. The touch sensor's readout is simply the word "true" or "false," depending on whether its button is pushed in or not.

**Software Use.** Finished projects can be controlled manually from the main "project" screen, which can be saved as a file for later use. Also, control panels can be set up to allow easy control and monitoring of projects using mouse-operated buttons and slider switches. For example, the speed and direction of a fan could be controlled from a slider switch and button.

Control panels can be customized in many different ways. A graph tool lets you add a graph box that can display sensor results such as temperature over time. Text and pictures—a lamp, a motor, etc.—can also be added to control panels.

Programs can be written for automated control of projects. Programming is done in a sort of "Lego BASIC,"

which is very easy to understand and use. It also has built-in on-line feedback to help pinpoint and correct syntax errors. Take for example, the following simple program for a project entitled "thermostat." The project contains a temperature sensor that's heated up by a lamp and cooled by a fan:

```
TO THERMOSTAT
FOREVER [IF TEMP4 > 75 [TALKTO
"MOTORA SETPOWER 8 ON]
FOREVER [IF TEMP4 < 73 [TALKTO
"MOTORA OFF]
END
```

The programming language is so simple that you can probably figure out what each instruction does by yourself, but we'll explain it anyway. The first line simply activates the thermostat project. The second line tells motora (the fan motor) to turn on and stay on at power level 8 if the temperature is above 75 degrees. The third line tells the fan to turn off when the temperature drops below 73 degrees. Simple enough? If four simple program lines can do all that, imagine what a longer program can do!

**Documentation.** Four main instruction books are included with the Control Lab. The first one (which has 50 pages) is the *Setup Guide and Introductory Explorations*. The purpose of the book is to introduce the user—or more likely the teacher—to all the components in the lab. All of the specialized input and output devices are explained and experimented with individually. Then software commands are discussed and tested. Quite a bit about the lab is explained by that one manual.

The second manual, again about 50 pages, quickly goes over building a simple fan-control project. To prove that the emphasis of the Lab is on software control rather than building things, the fan itself is fully assembled by the end of page 7; pages 8–53 are devoted to controlling the fan, both manually and automatically.

A thick reference guide covers all aspects of the software and programming in great detail. There's enough information in that book to develop incredibly intricate programming for any conceivable type of device. The last book is essentially a classroom guide to several complete projects, or

just an owner's manual if an individual is fortunate enough to acquire a Control Lab for himself.

Complete assembly plans are given for 7 projects: a greenhouse, a color-code reader, a dynamometer and motorized car, a joystick-operated wheelchair, a scanner, a sorter, and a robot arm. The projects are truly fascinating because of their functional complexity and physical simplicity—while they all do totally different jobs, they all use the same handful of input and output devices.

**Dream On.** The Control Lab is somewhat unbelievable in all that it can do—it can do almost anything. Lego has certainly grown up since we were kids, and we're betting that in ten years or so we'll see a Lego Dacta Space Shuttle kit on the market—okay, maybe 15 years.

For now, though, we built the greenhouse project. The plans called for a motorized "glass" door that opens and closes, an angle sensor to detect the position of the door, and an inside temperature sensor. The door can be opened and closed manually or automatically according to the inside temperature conditions. The sound element beeps when the door is opening and warbles when it's closing. We added lights and a light sensor to the inside of the greenhouse just for fun. If that kind of creativity sounds like fun to you, you're sure to enjoy building the many things possible with the Lego Dacta Control Lab. ■

### Satellite Images On Your PC



### PC HF Facsimile 7.0 \$99

SSC has interfaces and software to allow you to receive vivid satellite images on an IBM PC computer. Just plug the interface into the serial port of a PC and into the audio output of a shortwave receiver. The package includes the interface, manuals, schedules and software. SSC also makes systems for reception with VHF scanners. Call or write for our free catalog.

Visa and MASTERCARD accepted

### Software Systems Consulting

615 S. El Camino Real, San Clemente, CA 92672  
Tel: (714)-498-5784 Fax: (714)-498-0668

## CIRCUIT CIRCUS

(Continued from page 78)

from 0 to about 10 volts peak-to-peak with R3.

### CODE-PRACTICE OSCILLATOR

A nifty little code-practice oscillator circuit using the IC is shown in Fig. 8. The IC is connected in a variable low-frequency generator circuit driving a small 8-ohm speaker. With the key in the up position, Q1 is biased on through resistors R1 and R2. Transistor

Q1's collector is tied to the base of Q7 inside the IC (see the IC's circuit diagram in Fig. 1B), keeping it and Q8 (also in the IC) turned off. The circuit's current drain is very low in the "key-up" position. When the key is closed, Q1 is turned off, allowing the AC signal to pass to the chip's internal driver transistors (Q7 and Q8) and on to the speaker.

### ALARM CIRCUIT

A simple alarm circuit is shown in Fig. 9. As long as the three sensor switches (S1, S2, and S3) are closed,

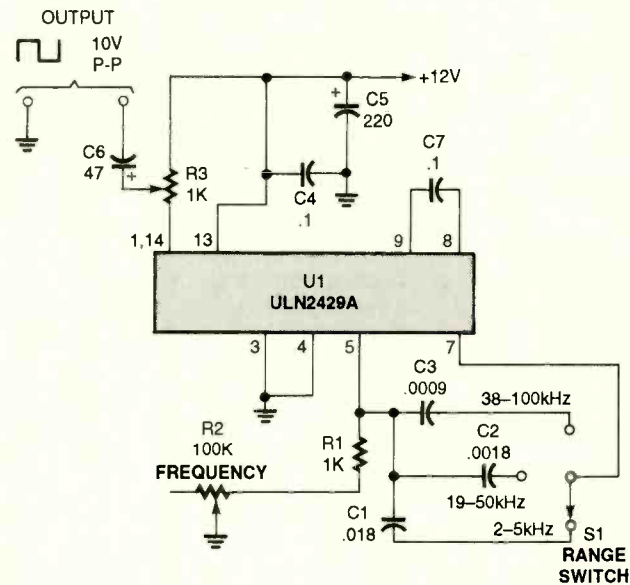


Fig. 7. The oscillator's frequency-setting capacitor values in this squarewave generator can be selected to give an overlapping and continuous range of operation from 1 Hz to over 250 kHz.

### PARTS LIST FOR THE SQUAREWAVE GENERATOR

#### CAPACITORS

C1—0.018- $\mu$ F, 50-WVDC, Mylar  
C2—0.0018- $\mu$ F, 50-WVDC, Mylar  
C3—0.0009- $\mu$ F, 50-WVDC, Mylar  
C4, C7—0.1- $\mu$ F, ceramic-disc  
C5—220- $\mu$ F, 16-WVDC, electrolytic  
C6—47- $\mu$ F, 16-WVDC, electrolytic

#### RESISTORS

R1—1000-ohm, 1/4-watt, 5%  
R2—100,000-ohm, potentiometer  
R3—1000-ohm, potentiometer

#### ADDITIONAL PARTS AND MATERIALS

U1—ULN2429A fluid-detector, integrated circuit  
S1—Single-pole, three-position switch  
Perfboard, solder, wire, etc.

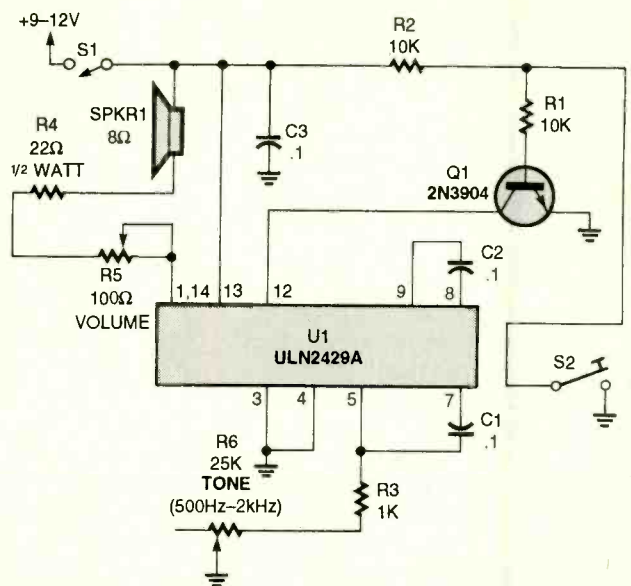


Fig. 8. In the code-practice oscillator the IC is connected as a variable low-frequency generator that drives a small 8-ohm speaker when activated by the telegraph key.

### PARTS LIST FOR THE CODE-PRACTICE OSCILLATOR

#### SEMICONDUCTORS

Q1—2N3904 NPN transistor  
U1—ULN2429A fluid-detector, integrated circuit

#### RESISTORS

(All fixed resistors are 1/4-watt, 5% units unless otherwise indicated.)

R1, R2—10,000-ohm  
R3—1000-ohm  
R4—22-ohm, 1/2-watt  
R5—100-ohm potentiometer  
R6—25,000 potentiometer

#### ADDITIONAL PARTS AND MATERIALS

C1—C3—0.1- $\mu$ F, capacitor  
SPKR1—8-ohm, 4-inch speaker  
S1—SPST switch  
S2—Telegraph key  
Perfboard, solder, wire, etc.

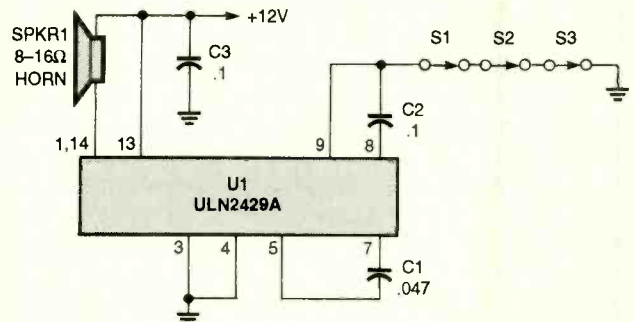


Fig. 9. This alarm circuit uses the IC as the sensor-detector and sounder circuit all in one. As long as the three sensor switches S1, S2, and S3 are closed no sound will come from the speaker. When any one of the sensor switches is opened, the oscillator signal will pass through C2 to the detectors and the speaker.

## PARTS LIST FOR THE ALARM CIRCUIT

### CAPACITORS

C1—0.047- $\mu$ F, ceramic-disc  
C2, C3—0.1- $\mu$ F, ceramic-disc

### ADDITIONAL PARTS AND MATERIALS

U1—ULN2429A fluid-detector, integrated circuit  
SPKR1—Horn speaker  
S1—S3—Normally closed switch  
Perfboard, solder, wire, etc.

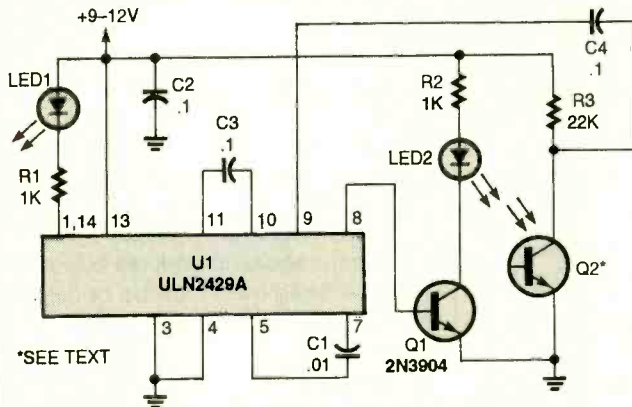


Fig. 10. In our light-beam circuit the LED's output is modulated, making the sensor less sensitive to ambient light.

## PARTS LIST FOR THE LIGHT BEAM CIRCUIT

### SEMICONDUCTORS

LED1, LED2—Light-emitting diode  
Q1—2N3904 NPN transistor  
Q2—Phototransistor (see text)  
U1—ULN2429A fluid-detector, integrated circuit

### CAPACITORS

C1—0.01- $\mu$ F, ceramic-disc  
C2—C4—0.1- $\mu$ F, ceramic-disc

### ADDITIONAL PARTS AND MATERIALS

R1, R2—1000-ohm, 1/4-watt, 5% resistor  
R3—22,000-ohm, 1/4-watt, 5% resistor  
Perfboard, solder, wire, etc.

no oscillator signal will reach the detector circuit at pin 9 and no sound will be heard. When any one of the sensor switches is opened, the oscillator signal will pass through C2 to the detector's input and out through the speaker.

### LIGHT-BEAM CIRCUIT

Our last entry, Fig. 10, uses the IC in an LED-emitter/phototransistor-sensor circuit. The advantage of this arrangement is that the LED2's output is modulated, making the sensor less sen-

sitive to ambient light. The oscillator is operating at about 2.4 kHz, with the output at pin 8 driving Q1. The LED in Q1's collector circuit (LED2) is switched on and off at the 2.4-kHz rate. The phototransistor is placed close to, and aimed at, the LED. Almost any phototransistor compatible with the LED used should work. As long as Q2 is receiving the 2.4-kHz light signal, LED1 remains on. When the light source is blocked, the signal path is broken and LED1 goes out. ■

# WE HAVE THE RIGHT ANSWER

Advertisers who want to place their print ads in a quality publication ask the question: "Is your circulation audited?"

We're very proud to answer "Yes."

We are a member of the Audit Bureau of Circulations because we share ABC's belief that circulation audits are an essential assurance of value.

ABC is the premier circulation auditing organization in the world, and has been since 1914. Each year, ABC auditors test and verify that our circulation figures are facts, not claims. An ABC audit is the sign of a sound investment for advertisers.

Not all publications are audited, but they should be. Because when advertisers ask "Is your circulation audited?" there's only one answer.

"Yes."



Audit Bureau of Circulations

# For your Heart's sake get **PULSE STICK II**

**Y**our very own sophisticated pocket health monitor, PULSE STICK II, checks your pulse rate quickly and accurately anywhere. Regular monitoring of your pulse rate during exercise will enable you to plan an exercise regimen suitable for your stage of fitness. Pulse stick II provides an early warning that you may be exceeding your own capabilities.

PULSE STICK II photoelectrically measures the changes

in the pulsed intensity of infrared radiation emitted by superficial blood vessels below the skin of the thumb. The time intervals between pulses are automatically measured and analogued by the micro-processor based circuitry and displayed in a liquid-crystal display (LCD).

Before attempting any exercise program, consult your doctor. Ask for guidance regarding the recommended safe pulse ranges for your exercise program. Follow your doctor's instructions carefully.

Only  
**\$39<sup>95</sup>**



Uses three AA dry cells supplied with PULSE STICK II



Ideal for running, walking and aerobic training programs!

PSII-2

**YES!** Please send me \_\_\_\_\_ PULSE STICK II at \$39.95 each. Price includes shipping and handling charges.

Total amount of order \$ \_\_\_\_\_

Check or Money Order enclosed. Make check payable to **CLAGGK Inc. PULSE STICK II Offer**

Charge my  Visa  MasterCard

Account No. \_\_\_\_\_

Exp. Date \_\_\_\_ / \_\_\_\_

Credit Card Signature \_\_\_\_\_

Print Name \_\_\_\_\_

Address \_\_\_\_\_

City \_\_\_\_\_ State \_\_\_\_ Zip \_\_\_\_\_

No telephone orders or C.O.D. Signature required on credit card orders. All prices include postage and handling. Payments in U.S.A. funds only. New York residents must include local applicable sales taxes. No foreign orders.

**Mail orders** to CLAGGK Inc. Pulse Stick II Offer, P.O. Box 4099, Farmingdale, NY 11735.

**FAX orders** to 1-516-293-3115.

## CALLER BLOCK

(Continued from page 36)

tween the numbers, and verify that it does not exceed 255 characters.

If you have a problem with certain callers whose numbers you've entered into memory but can still not ring your telephone, call your phone company and ask if their exchange is included in your Caller ID network. Although the people calling you do not have to subscribe to Caller ID as you do, their exchange must be in the Caller ID network in order to ring your phone.

Closing the BYPASS switch (S1) allows you to bypass the circuit and allow all calls through as normal. When picking up the telephone to make a call, the circuit is also automatically bypassed. Note, that power must be applied to the Caller Block or the telephone will be disconnected from the phone line, even when the unit is switched to bypass or when trying to make a call. If you wish to use an answering machine, place it in the line ahead of the Caller Block. ■

# HOME FIRE SAFETY. ACT ON IT!



**FOR FREE HOME FIRE SAFETY TIPS, WRITE:**

**United States  
Fire Administration**

**P.O. Box 70274**

**Washington, DC 20024**





## USED EQUIPMENT

(Continued from page 20)

range of RF for noise-susceptibility testing. There are several low-cost generators available new but they lacked the range I needed and also lacked a calibrated output-amplitude control. I wanted something that would generate wave amplitudes down to the micro-volt level. The HP 600 family of signal generators is perfect for this. They are old, tube/transistor types that can serve as boat anchors in an emergency, but they are reliable and cheap. I needed three: an HP 606B (with 50-kHz to 65-MHz operation); an HP 608E (ranging from 10 to 480 MHz); and an HP 612A (with 450- to 1230-MHz capability).

The 1989 Tucker catalog listed these for over \$2000 each! Their new catalog only had the less-capable 606A for \$250, without calibration. Tech Systems had them for \$450 each (uncalibrated). Cadisco had them all at two for \$250! I called the company and quickly worked out a deal for three units at \$325.

About a week later I got the units. They were about as I expected from a salvager. Two were missing plug-in power cords (the third one's cord was permanently attached) and there was no documentation of any kind. All were salvaged from the Navy and were last calibrated sometime in the late 1970's.

The 606B was in relatively good shape. It lacked a power cord and the receptacle for it was non-standard. I bought a new cord and replaced the old receptacle with a standard one. While I had it apart, I examined it visually. That is always a good thing to do for very old and/or salvaged equipment. For example, always check the fuses. A blown fuse may indicate serious problems. No tubes were broken and everything looked to be in good order. I plugged it in and turned it on. Other than a noisy function switch (which worked flawlessly after a few pushes), everything worked okay. The modulation meter only needed an internal trim-pot adjustment. All in all, it was a good buy for \$108.

The 612A also was not in bad shape. Its insides were clean and there was no evidence of internal electrical

problems. It did appear to have been stored for some time on its back. That put a kink in the attached power-cord. As a stickler for safety, I replaced it. In addition the attenuator mechanism was frozen, but it didn't take too much effort to free it up. I can't seriously test the unit until my RF-spectrum analyzer is working, but my TV tells me that a signal is being generated at the proper frequency.

The 608E was not the same story. It was apparently used in a salty environment—not all that unusual for a piece of equipment used by the Navy. The good news is that it has been sitting so long that the salt has completely reacted and there is little chance of any more corrosion. Also, there were no traces of arcing or any burning from salt-induced short circuits. A little elbow grease, a toothbrush and a vacuum cleaner removed the bulk of the corrosion. There were a couple of mechanical problems that were overcome with penetrating oil and patience.

However, one filter capacitor seems shorted, and I will not turn the unit on until I am confident that it will not smoke. So I needed the service manuals, which I've just received from HP for \$10 each on microfiche—the only available medium for the three signal generators. My main city library has a fiche/copier. There are about 70 "pages" in each manual, although only half really need to be copied. At 25-cents per page that means about another \$10 per manual, and an afternoon at the library will net me paper documentation.

**Final Score.** So how well did I do with my \$2000? Did I get everything I wanted? Here's the summary. The Poor Man's Spectrum Analyzer including the case and extras was \$450. The AF spectrum analyzer was replaced by Hyperception digital signal processing software with FFT's for \$489 and a home-brew PC interface that required \$100 in parts. The used RF Signal Generators cost \$325. My new RF frequency counter was \$379. I spent \$295 on the used distortion analyzer and another \$195 on the used precision volt/ohmmeter. The total came to \$2233.

Yes, I spent more than I initially wanted; however there are good reasons why. While looking at FFT software

packages, I realized that the Hyperception package (from Hyperception, 9550 Skillman LB125, Dallas, TX 75243) provided a code-generator for Texas Instruments' digital signal processors. That was something extra that would help me with several completely different projects. Plain FFT software can really be had for only about \$100. In addition, I spent an extra \$100 on the frequency counter for improved stability (0.2 ppm instead of 1.0 ppm). Had I settled for less in these two areas, the total would have been well below the \$2000 mark. In any event, buying the same (or equivalent) equipment new would have cost much, much more.


**Conclusion.** Buying used test equipment can be very worthwhile. For a fraction of their original price, you can obtain quality units. Just because a piece of electronic equipment is used doesn't mean that it is no longer useful. A little care, patience, and effort can provide an impressive and valuable addition to the shack or shop without making an impressive dent in your wallet.

### RAIN FOREST RESCUE: TO HELP SAVE THE BIRDS OUTSIDE YOUR WINDOW

Right now you can help put a stop to the destruction by joining The National Arbor Day Foundation and supporting Rain Forest Rescue. When you join, the Foundation will preserve threatened rain forest in your name.

To contribute to  
Rain Forest Rescue, call  
1-800-222-5312

 The National  
Arbor Day Foundation



Enter A World Of Excitement with a Subscription to

# Popular Electronics<sup>®</sup>

Get the latest electronic technology and information monthly!

Now you can subscribe to the magazine that plugs you into the exciting world of electronics. With every issue of Popular Electronics you'll find a wide variety of electronics projects you can build and enjoy.

Popular Electronics brings you informative new product and literature listings, feature articles on test equipment and tools—all designed to keep you tuned in to the latest developments in electronics. So if you love to build fascinating electronics, just fill out the subscription form below to subscribe to Popular Electronics... It's a power-house of fun for the electronics enthusiast.

## EXCITING MONTHLY FEATURES LIKE:

- CONSTRUCTION**—Building projects from crystal sets to electronic roulette
- FEATURES**—Educational training on digital electronics, Ohm's Law, Antennas, Communications, Antique Radio, Simplified Theory
- HANDS-ON-REPORTS**—User test comments on new and unusual consumer products
- SPECIAL COLUMNS**—Think Tank, Circuit Circus, Computer Bits, DX Listening, Antique Radio, Scanner Scene, Amateur Radio

## PLUS: ALL OUR GREAT DEPARTMENTS!

You'll get 12 exciting and informative issues of Popular Electronics for only \$18.95. That's a savings of \$23.05 off the regular single copy price. Subscribe to Popular Electronics today! Just fill out the subscription order form below.

MODEL ROCKET LAUNCHER • CES ROUND-UP • TELEPHONE-CALL ROUTER

## Popular Electronics<sup>®</sup> MAY 1994

### TIME-DELAYED MODEL-ROCKET LAUNCHER

Add a touch of class and safety with this deluxe controller.

### CONSUMER ELECTRONICS SHOW ROUND-UP

Satellite TV gets small, multimedia gets big, SDO gets real, and other news direct from the show floor.

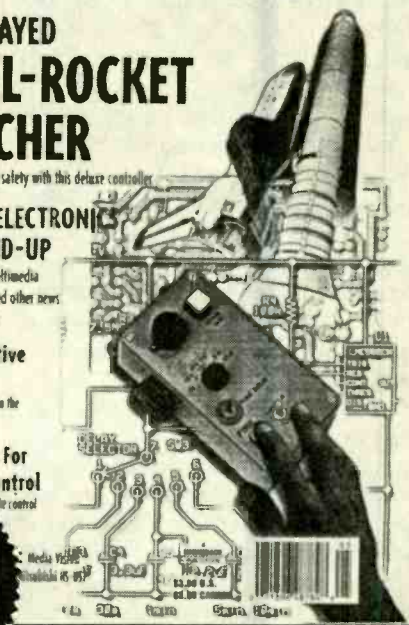
### Build A Distinctive Ring Switch

It routes your telephone calls to the right person at device.

### A Relay Station For Your Remote Control

It routes your remote control

Save  
**55%**  
Off The Regular  
NEWSSTAND  
Rate



FOR FASTER SERVICE CALL TODAY

**1-800-827-0383**

(7:30AM-8:30PM) EASTERN STANDARD TIME

## Popular Electronics<sup>®</sup> SUBSCRIPTION ORDER FORM

P.O. Box 338, Mt. Morris IL. 61054

**YES!** I want to subscribe to Popular Electronics for 1 Full year (12 Issues) for only \$18.95. That's a savings of \$23.05 off the newsstand price.  
(Basic Subscription Rate—1 yr/\$21.95)

Payment Enclosed     Bill me later  
Please charge my:     Visa     Mastercard

Acct. #

Signature \_\_\_\_\_

Exp. Date \_\_\_\_\_

PLEASE PRINT BELOW:

NAME \_\_\_\_\_

ADDRESS \_\_\_\_\_

CITY \_\_\_\_\_

STATE \_\_\_\_\_

ZIP \_\_\_\_\_

Allow 6 to 8 weeks for delivery of first issue. U.S. Funds only.

In Canada add \$6.68 Postage (Includes G.S.T.). All Other Foreign add \$7.50 Postage.


# Market Center™

## Paperback Books

GREAT PAPERBACKS AT SPECIAL PRICES

**COMPUTER HOBBYISTS HANDBOOK—BP251—\$8.95**


Subjects covered include microprocessors and their register sets; interfacing serial, parallel, monitor, games and MIDI ports; numbering systems, operating systems and computer graphics. While the book is aimed at the computer hobbyist, it should also prove useful to anyone who intends to use a computer to follow their interests.



**INTERNATIONAL RADIO STATIONS GUIDE—BP255—\$9.95**

Provides the casual listener, amateur radio DXer and the professional radio monitor with an essential reference work designed as a guide for the complex radio bands.

Includes coverage on Listening to Short Wave Radio, ITU Country Codes, Worldwide Radio Stations, European Long Wave and Medium Wave Stations, Broadcasts in English and more.



**Further Practical Electronics Calculations and Formulae**  
I. A. WILSON



**FURTHER PRACTICAL ELECTRONICS CALCULATIONS—BP144—\$9.00**

450 pages crammed full of all the formulae you are likely to need. Covers Electricity, Electrostatics, Electromagnetism, Complex Numbers, Amplifiers, Signal Generation and Processing, Communications, Statistics, Reliability, Audio, Radio Systems, Transmission Lines, Digital Logic, Power Supplies. Then there's an appendix of Conversion Factors, Mathematical Formulae and more.



**WIRELESS & ELECTRICAL CYCLOPEDIA—ETT1—\$5.75**

A slice of history. This early electronics catalog was issued in 1918. It consists of 176 pages that document the early history of electricity, radio and electronics. It was the "bible" of the electrical experimenter of the period. Take a look at history and see how far we have come. And by the way, don't try to order any of the merchandise shown, it's unlikely that it will be available. And if it is, the prices will be many times higher.

**ELECTRONIC TECHNOLOGY TODAY INC.**  
P.O. Box 240, Massapequa Park, NY 11762-0240

Name \_\_\_\_\_  
Address \_\_\_\_\_  
City \_\_\_\_\_ State \_\_\_\_\_ Zip \_\_\_\_\_

PE694

**SHIPPING CHARGES IN USA AND CANADA**

\$0.01 to \$5.00	..... \$1.50
\$5.01 to \$10.00	..... \$2.50
\$10.01 to 20.00	..... \$3.50
\$20.01 to 30.00	..... \$4.50
\$30.01 to 40.00	..... \$5.50
\$40.01 to 50.00	..... \$6.50
\$50.01 and above	..... \$8.00

**SORRY** No orders accepted outside of USA & Canada

Total price of merchandise	..... \$ _____
Shipping (see chart)	..... \$ _____
<b>Subtotal</b>	..... \$ _____
Sales Tax (NYS only)	..... \$ _____
<b>Total Enclosed</b>	..... \$ _____

All payments must be in U.S. funds

Number of books ordered

OPTOELECTRONICS

# Setting New Standards

IN THE WORLD OF

## Communications, Test & Surveillance

**Further • Better • Faster**



**Model 3000A \$329.**

World's most highly advanced hand held counter.

- Digital Filter: Reduces false counts - no loss of sensitivity
- Digital Auto Capture - auto hold & store; works even near strong RF Fields
- Stores and recalls frequencies
- 5-6 hour battery operation
- Fast - 250 million counts per second for high resolution - 250 MHz direct count
- 10 Hz to 3 GHz
- Ultra sensitive bargraph w/ 16 segment display
- Multi-Function Counter with Frequency, Period, Ratio and Time Interval
- Optional  $\pm .2$  PPM TCXO - \$100.

**Model M1 \$229.**

Full Range Pocket Sized Counter

- Digital Filter
- Digital Auto Capture - Auto Hold
- Stores & Recalls Frequencies
- 4-5 hr. battery operation
- 10 Hz to 2.8 GHz
- 10 digit LCD with EL backlight

**Model 8040 \$679.**

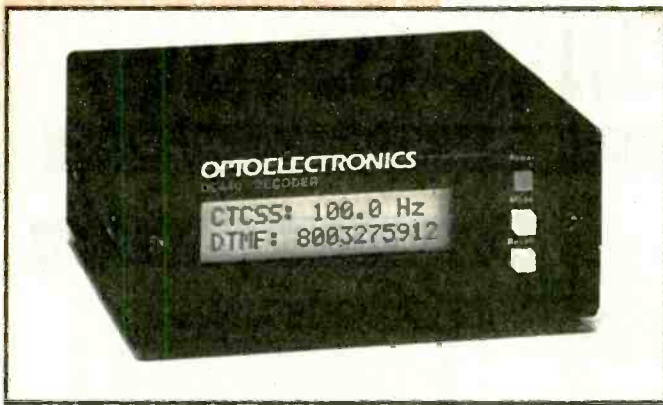
Multi-Function Bench/Portable Counter Measures Frequency Period, Ratio, Time Interval and Average.

- Digital Filtering to eliminate false counts
- Auto Capture/Auto Hold
- 16 Segment Signal Strength Bargraph
- Dual 50 OHm and 1 Meg OHm input amplifiers with AC/DC Coupling,  $\pm$  Polarity, Triggers Level Adj., Low Pass Filter and Attenuator
- .05PPM, 0-50°C Oversized Time Base Option
- Internal/External Clock Input
- RS-232 Serial Computer Interface

800 • 327 • 5912

(305) 771-2050 • FAX (305) 771-2052 • 5821 NE 14th Ave. Ft. Lauderdale FL 33334

CIRCLE 43 ON FREE INFORMATION CARD




**Model DC440 Decoder \$259.**

- 50 Sub-Audible (CTCSS) tones
- 106 Digital (DCS) Codes
- 16 Touch Tone (DTMF) characters/126 character recall
- Serial Data Interface
- Update older service monitors
- Ideal for testing two way radios
- Tone log software available
- Exceptional 2x16 character backlit display
- Small size - 1.8" x 4.5" x 4" deep



**Model 3300 MiniCounter \$129.**

- Super Compact
- 10 digit LCD - longer battery life
- 1 MHz to 250 MHz direct count for high resolution (1 Hz/Second)
- Maximized Sensitivity
- Hold Switch to lock display
- Ni-Cad plugs into board - no soldering to change outpack



**Model CF-802 \$149.**

835 MHz ± 10 MHz filter/amplifier. 10 times the pick-up distance when used with our counters or R-10.

**Model R-10 \$359.**

The R-10 is a unique FM Communication Test Receiver with security and surveillance applications. 30 MHz to 2 GHz. Measures deviation and relative signal strength. Demodulates FM

**Model APS104 \$995.**

Tunable band pass filter covers 10 MHz to 1,000 MHz. Tunes continuously over more than 5 octaves. Increase pickup distance 10 times. Ultimate Security Sweeper.



**MADE IN THE U.S.A**  
CIRCLE 43 ON FREE INFORMATION CARD


5% Ship/Handling (Max \$10) U.S. & Canada. 15% outside continental U.S. Visa Master Card, C.O.D., Cash or Money Orders only. All specifications and prices are subject to change without notice or obligation.

AMERICAN  
RADIO  
HISTORY

# ALL ELECTRONICS CORP.

QUALITY PARTS • DISCOUNT PRICES • FAST SHIPPING

## RECHARGEABLE GEL CELL BATTERIES



Maintenance free, rechargeable gel cell batteries are an excellent back-up power source for alarms, communications equipment, lighting or computers. They can be used in any position and can be trickle

charged for long periods of time. These were removed from new equipment and are guaranteed functional.

### 6 Volts @ 7 A/h

Yuasa NP7-6 or equivalent.  
6" X 1.36" X 3.7" high.

CAT# GC-67 **\$ 14.00 each**

### 12 Volts @ 1.2 A/h

Yuasa # NP1.2-12 or equivalent.  
3.8" X 1.81" X 2" high.

CAT# GC-1212 **\$ 7.50 each**

### 12 Volts @ 5.4 A/h

Yuasa # NPG5.4-12 or equivalent.  
3.54" X 2.75" X 4" high.

CAT# GC-1254 **\$ 18.50 each**

### 12 Volts @ 7 A/h

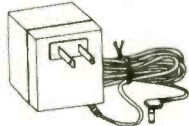
Yuasa # NP7-12 or equivalent.  
3.8" X 1.81" X 2" high.

CAT# GC-127 **\$ 25.00 each**

## 11 Vdc @ 500 ma. WALL TRANSFORMER

We have lots of these brand new wall transformers rated 11 Vdc @ 500 ma., but they work fine at 12 volts. With no load they put out 16.2 Vdc. 2.1mm id power plug center positive. White case - U.L. listed

**SPECIAL!**



CAT# DCTX-115

**\$2.00 each** 100 for \$175.00


## Futaba # M202SD08GL

Two rows of 20 characters displayed in a 5 X 7 dot matrix. Bright green 5 mm X 3.5mm characters. On board CPU, driver and DC-DC converter simplifies hook-up and interfacing. Operates on 5 Vdc. Displays 215 different characters including alphanumeric and other symbols. ASCII configuration. Module overall dimensions: 6.1" X 1.7" X 0.7" thick.

These displays were modified somewhat from original specifications and we do not know the exact nature of the modifications. They work fine in the test mode, but we don't know if the original interface is the same. We supply a data/ hook-up sheet for the pre-modified device which, hopefully, provides most of the information necessary to use the display.

## 10 AMP SOLID STATE RELAY

Teledyne Relays# 615-8500  
Control voltage: 3-32 Vdc  
Load: 10 amp, 250 Vac 50/60 Hz  
Standard "hockey puck" size:  
2.27" X 1.72" X 0.95".  
Screw and q/solder terminals.  
UL and CSA listed.




CAT# SSRLY-14

**\$10.50 each**  
10 for \$95.00

## 240 X 128 DOT LCD DISPLAY

Oprex# DMF660N-S  
240 X 128 dot LCD module with on-board drivers. Will display graphics, figures and characters.


Module size: 5.68" X 4.1" X 0.5" thick.  
Viewing area: 4.1" X 2.52".  
Dot size: 0.4mm X 0.4mm. High contrast, wide viewing angle. Low voltage drive and low power consumption. Uses fitting controllers LSIMS6255, HD64646, SED1330, SED1351. Includes hook-up instructions and specs.



CAT# LCD-15

**\$29.95 each**


## VACUUM FLUORESCENT DISPLAY



CAT# VFM-2

**\$ 12.00 each**

## ULTRASONIC PROXIMITY DETECTOR



The ED-100 was designed for use as an auto/truck/RV back-up alarm. A digital display and audible beeper inside the vehicle inform the driver of the distance to impact beginning when the vehicle is within 14 feet of another object. Two 40 kHz ultrasonic emitter/detector modules, measuring 5.81" long X 1.9" wide, 2.05" thick, attach to the rear of the vehicle. The device operates on 12 or 24 Vdc.

These units are new, in original cartons and include instructions. The company that marketed this device is no longer in business, and no manufacturer's guarantee is in effect.

We offer these ultrasonic detectors for experimentation only, and in no way wish to promote their usefulness as a driving aid.

Originally sold for over \$100.00. **\$24.95** per set CAT# ED-100

## ULTRABRIGHT LED

Toshiba # TLRA180AP  
High brightness T-1 3/4 LED. Water-clear, lights red. 3000 mcd @ 20 mA. Great for indoor or outdoor displays.



**2 for \$1.00** CAT# LED-19  
100 for \$45.00

CALL, WRITE or FAX For A Free 64 Page Catalog

Outside the U.S.A. send \$2.00 postage.

ORDER TOLL FREE **1-800-826-5432**

MAIL ORDERS TO:  
ALL ELECTRONICS CORP  
P.O. Box 567  
Van Nuys, CA 91408

FAX (818) 781-2653  
INFO (818) 904-0524



Minimum Order \$10.00 • All Orders Can Be Charged To Visa, Mastercard Or Discover Card • Checks and Money Orders Accepted By Mail • California, Add Sales Tax • No C.O.D. • Shipping And Handling \$4.00 for the 48 Continental United States • All Others Including Alaska, Hawaii, P.R. And Canada Must Pay Full Shipping • Quantities Limited • Prices Subject to change without notice.

CIRCLE 28 ON FREE INFORMATION CARD



# CAIG Electronic Chemicals

## for Manufacturing, Maintenance & Service!

### DON'T JUST CLEAN CONNECTIONS; DEOXIDIZE, SEAL & PROTECT THEM!

Even the finest equipment cannot guarantee noise-free/error-free operation. One "dirty" connection anywhere in the signal path can cause unwanted noise or signal loss.

**ProGold** and **DeoxIT** increase the performance and reliability of electrical components and equipment. They provide long-lasting protection, reducing the expense of repeated cleaning with expensive ozone-depleting solvents.

### ProGold™ Gold Conditioner & Protector

**ProGold** is specifically formulated to improve conductivity and protect gold, base metals and other precious metal surfaces. Use on gold connectors and contacts for maximum performance and protection. A common problem with gold plated surfaces is that the base metals migrate to the surface due to gold's soft and porous nature (dendrite corrosion). Once exposed, base metals oxidize, adding unwanted resistance that impedes electrical performance. Since gold plated surfaces are thinly coated, they are susceptible to scratching & abrasion, further exposing the base metals.

**ProGold** is a one-step treatment that conditions gold connectors, contacts and other metal surfaces, enhancing the conductivity characteristics to efficiently transmit electrical signals.

**ProGold** coats the entire contact surface and connection, providing superior protection from abrasion (insertion resistance), arcing, RFI, wear and atmospheric contamination.



**NEW!** No Ozone-Depleting CFCs



**Environmentally-Safe!**



**Environmentally-Safe!**



### DeoxIT™ & PreservIT™ Deoxidizes, Seals & Protects Electrical Connections

**DeoxIT**, a one-step treatment, is a fast-acting, deoxidizing solution that cleans, preserves, lubricates & improves conductivity on all metal surfaces. Use as a general treatment for connectors, contacts & other metal surfaces.

**PreservIT** seals, lubricates and preserves metal surfaces for protection from oxidation and contamination. For use on clean/new surfaces or those pre-cleaned with **DeoxIT**.

Both have excellent migration properties that coat the surfaces and protect them from future oxidation & contamination. These new advanced formulas contain improved deoxidizers, preservatives, conductivity enhancers, anti-tarnishing compounds, arcing & RFI inhibitors and provide extended temperature range.



**NEW!** No Ozone-Depleting CFCs



**Environmentally-Safe!**



**Environmentally-Safe!**



### OpticALL™

Effectively cleans, polishes and eliminates static electricity on optical viewing surfaces. OpticALL is also recommended as a general purpose antistatic cleaner on plastic, glass and metal surfaces.



### StaticALL™

Neutralizes static build-up caused by friction & low humidity conditions.

### DustALL™

Quickly & safely removes dust, lint & particles from sensitive electronic equipment, computers, lab equip., optical grade surfaces & other mechanisms & equipment.



### FreezALL™

Quickly and safely cools circuits to -54°C. Locates intermittent components due to heat failure and hairline cracks on PCBs.

### MechanicALL™

High Penetrating Anti-Corrosive Anti-Tarnishing Cleaner & Lubricant. Lubricates & Protects, Displaces Moisture, Stops Squeaks, Migrates & Coats Entire Surface.



### ElectricALL™

Rejuvenating Solution For All Electrical Applications. Cleans, Preserves, Improves & Protects Connections, Removes Corrosion & Oxidation, Reduces Wear, Abrasion, Arcing & RFI.

### DegreasALL™

For degreasing, cleaning & defluxing equipment and parts. Removes oil, grease, dirt and contaminants including rosin flux from PCBs, components and metal parts. Biodegradable.



### CAEON™ 27

For sensitive equipment applications. For removal of oil, grease & dirt from surfaces. (Freon® TF).

### CAEON™ 28

Degreaser and cleaning liquid removes organic contaminants including rosin flux from PCBs, components and metal parts. (Freon® TMC).

### X-10S Instrument Oil

Contains silicone. Finest quality instrument oil for use on rubber, plastics and metals. Non-gumming, rust inhibiting, long lasting lubrication.



### X-10 Instrument Oil

Lubricates precision instruments, fine parts & mechanisms. Use on all metals (gauges, gears, clocks, instruments, etc.). Non-gumming, rust inhibiting, long lasting lubrication.

### CAIG Products ... used by those who demand the best!

Boeing  
Diebold, Inc.  
Dolby Laboratories  
E.I. Dupont  
Federal Express  
General Electric  
Hewlett Packard

Honeywell  
IBM  
John Fluke Mfg.  
McIntosh Labs  
Motorola  
Nakamichi  
RCA

Recoton  
Switchcraft  
Tektronix  
Texas Instruments  
Wayne-Dresser  
Xerox Corp.  
... and many more



16744 West Bernardo Drive  
San Diego, CA 92127-1904

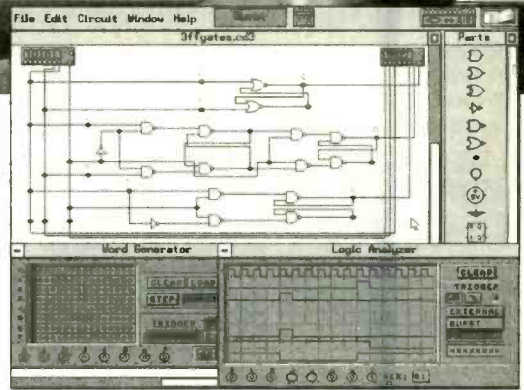
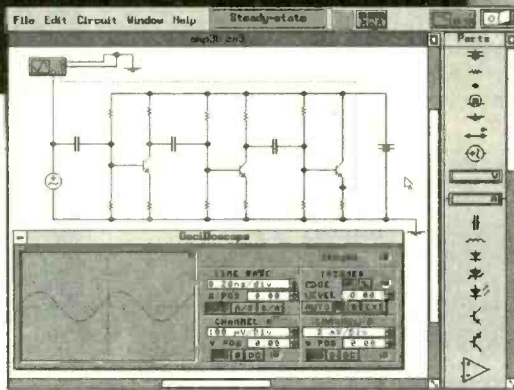

Phone: (619) 451-1799  
FAX: (619) 451-2799

June 1994, Popular Electronics

99

CIRCLE 31 ON FREE INFORMATION CARD

# Design and Verify



## Analog Module includes:

- complete control over all component values
- ideal and real-world models for active components
- resistors, capacitors, inductors, transformers, relays, diodes, Zener diodes, LEDs, BJTs, opamps, bulbs, fuses, JFETs and MOSFETs
- manual, time-delay, voltage-controlled and current-controlled switches
- independent, voltage-controlled and current-controlled sources
- multimeter
- function generator (1 Hz to 1 GHz)
- dual-trace oscilloscope (1 Hz to 1 GHz)
- Bode plotter (1 mHz to 10 GHz)

## Digital Module includes:

- fast simulation of ideal components
- AND, OR, XOR, NOT, NAND and NOR gates
- RS, JK and D flip-flops
- LED probes, half-adders, switches, seven-segment displays
- word generator (16 eight-bit words)
- logic analyzer (eight-channel)
- logic converter (converts among gates, truth table and Boolean representations)

## Electronics Workbench®

*The electronics lab in a computer™*

### SYSTEM REQUIREMENTS

MS-DOS version: Requires IBM AT, PS/2 or true compatible with 286 or greater, hard disk, 1 MB RAM, Microsoft-compatible mouse, EGA or VGA display adapter and DOS 3.0 or greater. Supports a math co-processor if available.

Windows version: MS-DOS 5.0 or higher. Microsoft Windows 3.1, 2 MB RAM with suitable pointing device.

Macintosh version: Macintosh Plus or higher, 2 MB RAM, System 6 or 7.

All trademarks are the property of their respective owners.

CIRCLE 36 ON FREE INFORMATION CARD


www.americanradiohistory.com



# Circuits. Fast.

## Electronics Workbench®

**NEW** Version 3



### **New** Features in Version 3

- new components include JFETs; MOSFETs; voltage- and current-controlled sources; and manual, time-delay, voltage-controlled and current-controlled switches
- real-world models for opamps, BJTs, JFETs, MOSFETs and diodes — over 100 models available
- MS-DOS version now supports up to 16 MB of RAM for simulation of bigger circuits
- new Microsoft® Windows™ and Macintosh® versions available
- Technical support now available on CompuServe®

**\*30-day money back guarantee**



**Yes, I want Electronics Workbench in my computer!**

Version:

- MS DOS     3.5"     5.25"  
 Windows     3.5"     5.25"  
 Macintosh

Name: \_\_\_\_\_

Address: \_\_\_\_\_

City: \_\_\_\_\_ State: \_\_\_\_\_ Zip: \_\_\_\_\_

Tel: ( ) \_\_\_\_\_ Fax: ( ) \_\_\_\_\_

MC  VISA  AMEX  # \_\_\_\_\_

Signature: \_\_\_\_\_ Exp: \_\_\_\_\_

INTERACTIVE IMAGE TECHNOLOGIES LTD.  
908 Niagara Falls Blvd. #068,  
North Tonawanda, NY 14120-2060  
Tel: (416) 361-0333 Fax: (416) 368-5799

Order information: Check or Money Order payable to Interactive Image Technologies Ltd.  
Call for Canadian prices. All orders add \$15 shipping and handling.




## An Ideal Test Bench

Here's why Electronics Workbench belongs on *your* test bench: Wires route themselves. Connections are always perfect. And the simulated components and test instruments work just like the real thing. The instruments are indestructible and the parts bin holds an unlimited supply of each component. The result: thousands of electronics professionals and hobbyists save precious time and money. **Over 90% would recommend it to their friends and colleagues.** Electronics Workbench: the ideal, affordable tool to design and verify your circuits before you breadboard.

## Now the best is even better!

Version 3.0 simulates more and bigger circuits, and sets the standard for ease of use. Guaranteed!\*



## Just \$299!

**"Design work is faster and cheaper with Electronics Workbench."**

*Mark L. Weaver, Production Engineer Technician,  
Colorado Memory Systems, Loveland, Colorado*

**"Building a circuit is simple and intuitive."**

*Jeff Holtzman, Computer Editor, Electronics Now*

**"I used Electronics Workbench extensively in the design of a six-meter receiver. I got surprisingly good comparison with actual breadboard and end-unit performance, even at 50 MHz. As an affordable tool for performing design tradeoffs, you can't beat it."**

*M. A. Chapman, Oceanside, California*

## Call 800 263-5552

# AMAZING Electronic and Scientific Products


## Mystery Levitating Device!



Remember War of the World? Objects float in air and move to the touch. Defies gravity, amazing gift, conversation piece, magic trick or great science project.

ANT1K Easy to Assemble Kit / Plans ..... \$19.50

## Laser Ray Gun



**DANGER**

INTENSE LASER RADIATION  
AVOID EYE OR SKIN EXPOSURE  
TO PREVENT SERIOUS EYE DAMAGE OR  
CLASS II LASER PRODUCT

Advanced project produces a burst of light energy capable of burning holes in most materials. Hand-held device uses rechargeable batteries. 500 joules of flash energy excite either a neodymium glass, yag or other suitable 3" laser rod. This is a dangerous CLASS IV project (individual parts/assemblies available).

LAGUN1 Plans ..... \$20.00  
LAGUN1K Kit / Plans ..... Price on Request

## Extended Play Telephone Recording System



READY TO USE! Automatically controls and records on our X-4 extended play recorder, taping both sides of a telephone conversation. Intended for order entry verification. Check your local laws as some states may require an alerting beeper.

TAP20X Ready to Use System ..... \$129.50



## Shocker Force Field/Vehide Electrifier

Neat little device allows you to make hand and shock balls, shock wands and electrify objects, charge capacitors. Great payback for those wise guys who have wronged you!

SHK1KM Easy to Assemble Electronic Kit ..... \$24.50



## Blaster Pulser

Pocket-sized wand produces 100,000 watts of power for personal defense, field and lab use, etc. BLS3 Plans ..... \$10.00  
BLS3K Kit / Plans ..... \$69.50

## Homing / Tracking Transmitter

Beeper device, 3 mile range.  
HOD1 Plans ..... \$10.00 HOD1K Kit / Plans ..... \$49.50

## Listen Through Walls, Floors

Highly sensitive stethoscope mike.  
STETH1 Plans ..... \$8.00 STETH1K Kit/Plans ..... \$44.50



## NEW! INFINITY TRANSMITTER++ Room Monitor / Phone Line Grabber

ALL NEW! The Ultimate in Home or Office Security & Safety! Simple to Use! Call your home or office phone, push a secret tone on your telephone keypad to access either: A. On premises sounds and voices; or B. Existing telephone conversation with break in capability for emergency messages. CAUTION: Before assembly or use, check legalities with your state Attorney General's office as you may require "beepers" or other 3rd party alerts.

TELEGRAB1 Plans Only ..... \$10.00  
TELEGRAB1K Kit / Plans ..... \$99.50

## Ultrasonic Blaster

Laboratory source of acoustical shock waves. Blow holes in metal, produce "cold" steam, atomize liquids. Many cleaning uses for PC boards, jewelry, coins, small parts, etc.

ULB1 Plans ..... \$10.00 ULB1K Kit/Plans ..... \$69.50

## 100,000V Intimidator / Shock Wand Module

Build an electrical device that is affective up to 20 feet. May be enclosed for handheld, portable field or laboratory applications.

ITM2KM Easy-to-Assemble Electronics Kit ..... \$49.50  
ITM2 Plans only, credit-able to Kit ..... \$10.00



## Ion Ray Gun

Projects charged ions that induce shocks in people and objects without any connection! Great science project as well as a high tech prank. IOG3 Plans ..... \$8.00  
IOG3K Kit/Plans ..... \$69.50

## Invisible Pain Field Generator

Shirt pocket size electronic device produces time variant complex shock waves of intense directional acoustic energy, capable of warding off aggressive animals, etc.


IPG7 Plans ..... \$8.00 IPG7K Kit/Plans ..... \$49.50  
IPG70 Assembled ..... \$74.50

## 1000 Ft++ Potato Cannon

NOT A TOY. Uses electronic or piezo ignition. CAUTION REQUIRED!  
POT1 Plans ..... \$10.00  
(Dangerous Product)

## FireBall Gun

Shoots flaming ball - two shot capacity Great for special effects and remote fire starting. CAUTION REQUIRED!  
FIREBALL Plans (Dangerous Product) ..... \$10.00



## TV & FM Jocker / Jammer

Shirt pocket device allows you to totally control and remotely disrupt TV or radio reception. Great gag to play on family or friends. Discretion required. EJK1KM Easy to Assemble Electronic Kit ..... \$24.50

## Visible Beam Laser

High brightness red HeNe laser visible for miles. Produce your own light show! Projects a visible beam of red line clearly visible in most circumstances. Can be used to intimidate by projection of a red dot on target subject. Also may be used to "listen in" using our laser window bounce method #LLIS1 below. Easy to build module makes A working visible laser!

LAS1KM Kit w/1mw Laser Tube, Class II ..... \$69.50  
LAS3KM Kit w/2.5mw Laser Tube, Class IIIA ..... \$99.50



## "Laser Bounce" Listener System

Allows you to hear sounds from an area via a lite beam reflected from a window or other similar objects. System uses our ready-to-use LATRI Laser Terminator gun site as the transmitter. The receiver section is supplied as an easy-to-build kit, including our cushioned HS10 headsets.

LLIST2 Plans ..... \$20.00  
LLIST1K Kit of Both Transmitter and Receiver ..... \$199.50  
LLIST20 Assemble with Laser Gun Site ..... \$299.50

## 3mw Visible Red Pocket Laser

Utilizes our touch power control!  
VRL3KM Kit / Plans ..... \$74.50



## Electronic Hypnotism

Puts subjects under control using highly effective electronic stimuli. Intended for parties and entertainment but must be used with caution. Includes valuable text book reference and plans.

EH2 Plans and Text Book ..... \$19.50

## Pocket Sized Night Viewer

Uses Low Level Starlight to See in the Dark!

- Low Cost
- Ultra-Hi Lite Amplification!
- Auto Brightness Control
- Limited Amount Available
- Made in USA • Night surveillance • Animal studies, etc.

Can be used to fly an airplane or drive a car!  
PKV7 Plans ..... \$15.00  
PKV7K Easy to Assemble Kit ..... Price on Request  
PKV70 Ready to Use ..... Price on Request

## 3 Mi FM Wireless Microphone

Subminiature! Crystal clear, ultra sensitive pickup transmits voices and sounds to FM radio. Excellent for security, monitoring of children or invalids. Become the neighborhood disk jockey, or go "under cover" using our sunglasses FM radio (see catalog). FMV1 Plans ..... \$7.00  
FMV1K Kit and Plans ..... \$39.50  
SUGL10 Sunglasses with built in FM Radio ..... \$29.50

## Telephone Transmitter - 3 Mi

Automatically transmits both sides of a telephone conversation to an FM radio. • Tunable Frequency • Undetectable on Phone • Easy to Build and Use • Up to 3 Mile Range • Only transmits during phone use.  
VWPM7 Plans ..... \$7.00  
VWPM7K Kit/Plans ..... \$39.50

CATALOG  
With many more items!  
Free with Order or send \$1 P&H

Order by Mail or by 24 Hour  
Orders-Only Phone  
800-221-1705

Dept PEM16, Box 716, Amherst, NH 03031  
Phone: 603-673-4730 FAX 603-672-5406  
MC, VISA, COD, Checks accepted Please add \$5.00 Shipping & Handling

# "I earned \$1,000 on just 12 VCR repairs in one week"

**A true statement by Paul B.\* of San Pedro, California**

## How to cash in on skyrocketing field of VCR repair!

You too can earn up to \$85 an hour, pocket \$200 a day, double your income...in the high-profit field of VCR repair...part-time or full time. There are over 77 million VCR's currently in use in America today - a lot of business out there just waiting for you!

Here is a once-in-a-lifetime opportunity to go into a booming business of your own, make really big money starting right away, be your own boss and enjoy financial freedom and security.

It's easy to learn VCR cleaning, maintenance and repair at home in just a few short weeks through Foley-Belsaw's unique method which emphasizes the mechanics involved in 90% of all repairs, without dwelling on all the unnecessary basic electronics. This exclusive practical hands-on course was developed and proven over a long period of time in an actual VCR repair shop. It combines simple step-by-step lessons with easy-to-follow video cassette guidance. No special experience or electronics background is necessary. Just average mechanical aptitude and the ability to follow simple A-B-C repair procedures that are clearly outlined for you. And when you complete the course you will receive the School's official diploma attesting to your expertise.

### Send coupon today for FREE Fact Kit. No obligation.

Don't miss out on this opportunity to give your income a tremendous boost. Send in the coupon NOW. Get all the facts and study them in the privacy of your own home. There's absolutely no obligation and no salesmen will call on you. So don't delay. Mail the coupon today!

"I started 3 months ago, now earn over \$900 a week."  
D.K., New York, NY

"Took in over \$3,200 in the past 10 days!"  
H.H., Denver, CO

"Doubled my income within 6 weeks."  
R.B., Bakersfield, CA



### MAIL TODAY FOR FREE INFORMATION PACKAGE

**Foley-Belsaw Institute**  
6301 Equitable Road  
Kansas City, MO 64120-1395



YES! Without obligation send free information kit that tells me how I can learn at home to become a professional VCR technician, in order to earn high extra income. No salesman will call. Dept. 5266B

Interested in a career in Computer Repair, Maintenance and Upgrade? Check box for FREE Information Kit. Dept. 6447B

Name \_\_\_\_\_

Address \_\_\_\_\_

City \_\_\_\_\_ State \_\_\_\_\_ Zip \_\_\_\_\_

\*Last name withheld by request.

**CALL TOLL FREE**  
 1-800-292-7711  
 1-800-445-3201 (Can.)

# TEST EQUIPMENT AT DISCOUNT PRICES

**LOWEST  
 PRICES  
 GUARANTEED**

## DIGITAL METERS



**Dual-Display  
 LCR Meter  
 w/ Stat Functions  
 B+K 878  
 \$239.95**  
 Auto / Manual Range  
 Many Features  
 with Q Factor  
 High Accuracy



**Digital Multimeter  
 w/ Inductance  
 & Capacitance  
 \$75.00**  
 LCM-1850  
 Ten Functions  
 by *Elenco*

**Digital Capacitance Meter  
 CM-1550B  
 \$58.95**  
 9 Ranges  
 .1pf-20,000ufd  
 .5% basic accy.  
 Zero control w/ Case  
 Big 1" Display  
 by *Elenco*



**Digital  
 Multimeter  
 DVM-638  
 \$39.95**  
 11 Functions with  
 Case

**Fluke Multimeters**  
 Model 12 ..... \$84.95  
 Model 70II ..... \$67.50  
 Model 77II ..... \$149.00  
 Model 79II ..... \$169.00  
 Model 87 ..... \$289.00  
 Model 93 ..... \$1,225.00  
 Model 97 ..... \$1,795.00  
 All Models Available - Call

## HIGH QUALITY POWER SUPPLIES

**High Current Power Supply  
 Spectrum  
 by Elenco  
 2.5 - 15VDC  
 or 13.8VDC**  
 Fully regulated, Short circuit protected  
 Voltage/Current Analog Meters  
 SPL-010 SPL-020  
 0-10A \$139 0-20A \$199

**12A DC Power Supply  
 B+K 1686  
 \$169.95**  
 3-14V @ 12A  
 Fully regulated & protected  
 Separate Volt & Current Meters  
 Current Limiting, Low Ripple

**Quad Power Supply XP-580  
 \$79.95**  
 2-20V @ 2A  
 12V @ 1A  
 5V @ 3A  
 -5V @ .5A  
 Fully regulated & short  
 circuit protected  
 Made in USA by Elenco

**Triple Power Supply XP-620  
 Assembled \$75  
 Kit \$49.95**  
 2 to 15V @ 1A,  
 -2 to -15V @ 1A  
 (or 4 to 30V @ 1A)  
 and 5V @ 3A  
 Made in USA by Elenco  
 All the desired features for doing experiments.  
 Features short circuit protection, all supplies.

## GENERATORS & VIDEO PRODUCTS

**Function Generator  
 Blox  
 #9600  
 by Elenco  
 \$28.95**  
 Provides sine, triangle, square wave  
 from 1Hz to 1MHz  
 AM or FM capability  
 Kit \$26.95

**Color Convergence Generator  
 Elenco SG-250  
 \$89.95**  
 Kit \$69.95  
 Finest in the industry  
 10 rock steady patterns  
 RF & Video output

**Wide Band Signal  
 Generators  
 Elenco  
 SG-9000  
 \$129**  
 RF Freq 100K-450MHz AM Modulation  
 of 1KHz Variable RF output  
 SG-9500 w/ Digital Display &  
 150MHz built-in counter \$239

**Sweep/Function Generator  
 with Freq. Counter  
 \$239**  
 Elenco GF-8026  
 Int/Ext Operation,  
 Sine, Square, Triangle, Pulse,  
 Ramp, .2 to 2MHz, Freq Counter .1-10MHz

## EDUCATIONAL KITS - FUN & EASY TO BUILD

**Robotic Arm Kit**  
  
**Model Y-01 \$48.95**  
 Teaches basics of robotics. Arm  
 grabs & releases, lifts & lowers, &  
 pivots from side to side

**AM/FM Transistor  
 Radio Kit  
 with 52 page Training Course  
 Elenco AM/FM 108  
 \$27.95**  
 14 Transistors ♦ 5 Diodes  
 Easy to build because  
 schematic is  
 printed right on the PCB  
 Makes a great school project  
**Model AM 550 AM Only \$18.95**

**Learn to Build and Program  
 Computers with this kit**  
 Includes: All Parts,  
 Assembly and  
 Lesson Manual  
**Elenco  
 MM-8000  
 \$129.00**  
 Starting from scratch you build a complete system.  
 Our Micro-Master trainer teaches you to write into  
 RAMs, ROMs and run a 8085 microprocessor, which  
 uses similar machine language as IBM PC.

**Digital Multimeter Kit  
 with Training Course  
 Elenco  
 M-2665K  
 \$49.95**  
 Fun & Easy  
 to Build  
 Ideal School Project  
 Full Function  
 34 Ranges  
 Includes  
 Capacitance, Transistor/Diode Testing  
 20Amp AC/DC, Extra Large Display  
**M-2661 (assembled) \$54.95**

**Multi-Function Counter  
 Elenco  
 F-1200  
 1.2GHz  
 \$229**  
 Measures Frequency, Period, Totalizer  
 8 LED digits, Crystals Oven Oscillator  
 .5ppm Accuracy

**XK-500 Digital / Analog Trainer**  
 A complete mini-lab for building, testing, prototyping analog and digital circuits  
 Elenco's Digital/Analog Trainer is specially designed for school projects, with 5 built-in power  
 supplies. Includes a function generator with continuously variable, sine, triangular, square wave  
 forms. All power supplies are regulated and protected against shorts.  
**\$159.95 Assembled \$129.95 Kit**

**Power Supplies**

- Variable Power Supply
  - +1.25 to 20VDC @ .5 Amp
  - (+1.25 to 15VDC @ 1 Amp)
  - 1.25 to -20VDC @ .5 Amp
  - (-1.25 to -15VDC @ 1 Amp)
  - +12VDC @ 1 Amp
  - 12VDC @ 1 Amp
  - +5VDC @ 1 Amp
  - 30VAC Center tapped @ 15VAC at 1 Amp

**Analog - Section**

- Function Generator Sine, Triangular, Square wave forms
- Frequency adjustable in five ranges from 1 to 100KHz
- Fine frequency adjust
- Amplitude adjust
- DC offset
- Modulation FM-AM

**Digital - Section**

- Eight data switches
- Two no bounce logic switches
- 8 LED readouts TTL buffered
- Clock frequency 1 to 100KHz
- Clock amplitude 5VPP square wave

**Breadboards**

- 2 breadboards, each contain: 840 tie points (total 1,680)



**ALL PRODUCTS FACTORY NEW**  
 UPS SHIPPING: 48 STATES 5% OTHERS CALL  
 IL RES add 7.75% TAX  
 PROBES INCLUDED IN ALL METERS

**C&S SALES INC.**  
 1245 ROSEWOOD, DEERFIELD, IL 60015  
 FAX: 708-520-0085 • (708) 541-0710




**15 DAY MONEY BACK GUARANTEE**  
**FULL FACTORY WARRANTY**  
**WRITE FOR FREE CATALOG**  
 PRICES SUBJECT TO CHANGE

**FREE  
PROBES  
WITH ALL  
SCOPES**

**ELENCO ♦ HITACHI ♦ B&K  
SCOPES AT  
GUARANTEED LOWEST PRICES**

**24 HOUR  
SHIPPING**

**B&K 2120**



**\$539.95**

**20MHz \$389 Model 2125  
2 Channel Delayed Sweep**

**40MHz DUAL-TRACE**

**Model 1541B**

- 1mV/div sensitivity
- Video sync separators
- Z axis input
- Single sweep
- V mode-displays two signals unrelated in frequency.

**\$695.95**

**60MHz DUAL-TRACE**

**Model 2160**

- 1mV/div sensitivity
- Sweep to 5 ns/div
- Dual time base
- Signal delay line
- V mode-displays two signals unrelated in frequency
- Component tester

**\$949.95**

**100MHz THREE-TRACE**

**Model 2190**

- 1mV/division sensitivity
- Sweeps to 2ns/division
- Dual time base
- Calibrated delay time multiplier
- Signal delay line
- 19kV accelerating voltage

**\$1,395.95**

**20MHz ANALOG  
WITH DIGITAL STORAGE**

**Model 2522A**

- 20MHz analog bandwidth
- 20MS/s sampling rate
- 2k memory per channel
- 20MHz equivalent time sampling
- Pre-trigger capture


**\$875**

**AFFORDABLE - ELENCO OSCILLOSCOPES  
2 YEAR WARRANTY**

**S-1360  
Delayed Sweep  
\$775**

- Automatic Beam Finder
- Built-in Component Tester
- 1mV Sensitivity
- Dual Time Base
- Illuminated Internal Gradicule
- TV Sync

**60MHz  
Dual Trace**



**S-1365  
Cursor Readout  
\$849**

- Voltage, Time, + Frequency differences displayed on CRT thru the use of cursors.
- 1mV Sensitivity
- TV Sync

**S-1345  
Delayed Sweep  
\$575**

- Automatic Beam Finder
- Built-in Component Tester
- 1mV Sensitivity
- Dual Time Base
- Illuminated Internal Gradicule
- TV Sync

**40MHz  
Dual Trace**



**S-1340  
\$495**

- High Luminance 6" CRT
- 1mV Sensitivity
- 12KV Acceleration Voltage
- 9ns Rise Time
- X-Y Operation
- TV Sync

**S-1330  
Delayed Sweep  
\$449**

- Automatic Beam Finder
- Built-in Component Tester
- 1mV Sensitivity
- Dual Time Base
- Illuminated Internal Gradicule
- TV Sync

**25MHz  
Dual Trace**



**S-1325  
\$349**

- High Luminance 6" CRT
- 1mV Sensitivity
- 2KV Acceleration Voltage
- 18ns Rise Time
- X-Y Operation
- TV Sync

**SPECIAL BUY  
HITACHI V-212**



**20MHz  
2 Channel**

**\$399**

**Hitachi Popular Series**

V-525 - 50MHz, Cursors \_\_\_\_\_ \$995  
 V-523 - 50MHz, Delayed Sweep \_\_\_\_\_ \$949  
 V-522 - 50MHz, DC Offset \_\_\_\_\_ \$835  
 V-422 - 40MHz, DC Offset \_\_\_\_\_ \$735  
 V-222 - 20MHz, DC Offset \_\_\_\_\_ \$649

**Hitachi Compact Series Scopes**

V-660 - 60MHz, Dual Trace \_\_\_\_\_ \$1,149  
 V-665A - 60MHz,DT, w/cursor \_\_\_\_\_ \$1,325  
 V-1060 - 100MHz, Dual Trace \_\_\_\_\_ \$1,395  
 V-1065A - 100MHz, DT, w/cursor \_\_\_\_\_ \$1,649  
 V-1085 - 100MHz, QT, w/cursor \_\_\_\_\_ \$1,995  
 V-1100A - 100MHz, Quad Trace \_\_\_\_\_ \$2,495  
 V-1150 - 150MHz, Quad Trace \_\_\_\_\_ \$2,895

**Elenco DS-203 20MHz, 10MS/s  
Digital Storage Oscilloscope**



**\$775**

- 2K Word Per Channel
- Plotter Output
- 8 Bit Vert. Resolution
- 2048 Pts Hor. Resolution
- Much More

**C&S SALES INC.**

1245 ROSEWOOD, DEERFIELD, IL 60015  
 FAX: 708-520-0085 • (708) 541-0710



**CALL TOLL FREE 1-800-292-7711**

**1-800-445-3201 (Canada)**

**ALL PRODUCTS ARE FACTORY NEW**

**15 DAY MONEY BACK GUARANTEE**

**FULL FACTORY WARRANTY**

**WRITE FOR FREE CATALOG**

CIRCLE 32 ON FREE INFORMATION CARD

June 1994, Popular Electronics

# Unbeatable Discount Prices

1 YEAR WARRANTY  
15 DAY MONEY BACK GUARANTEE

POWER SUPPLY

FREQ. COUNTER



**MT-100**

Reg. \$595.

**\$399.00**

## Four Instruments in One Instrument

- 1 Function Generator**
  - Sine, Square, Triangle, Pulse, Skewed Sine, Ramp, TTL
  - 0.02 Hz ~ 2MHz
- 2 Frequency Counter**
  - 8 Digit LED
  - 1 Hz ~ 100MHz
  - ± (1 Hz + 1 dgt. + Time Base Error)
- 3 Power Supply**
  - 3-1/2 Digit LCD
  - Triple output: #1. 0-50V, 0.5A MAX
  - #2, 15V, 1A #3. 5V, 2A
- 4 Digital Multimeter**
  - 3-1/2 Digit LCD
  - DCV, ACV, Ω, DCA, ACA
  - ± (0.5% + 2 dgts)

SWEEP FUNCTION GENERATOR

MULTI-METER

### BEST BUY! O'SCOPES

2 Yr. Parts/Labor Warranty



**25 MHz Dual**

Reg. \$525.

**\$299.00**

**25 MHz Dual**

w/Component Test

Reg. \$395.

**\$379.00**

**40 MHz**

Dual/Delay

Reg. \$695.

**\$499.00**

**OS-3304/3324, 25 MHz**

- DC to 25 MHz. Dual Channel
- 6" Rectangular CRT with Internal Graticule 10x8cm (Phillips P31)
- Uncalibration LED.
- High Sensitivity 1 mV/div to 20V/div X-Y modes, Z Axis (intensity modulation)
- Rise time 14n Sec. or less.
- Full TV Trigger for TV-V & TV-H
- Acceleration Potential 2kV

**OS-3315, 40 MHz Sweep Delay**

- DC to 40 MHz. Dual Channel
- Delayed Sweep 100nS to 1 Sec.
- 6" Rectangular CRT with Internal Graticule 10x8cm (Phillips P31)
- Uncalibration LED.
- High Sensitivity 1 mV/div to 20V/div X-Y modes, Z Axis (intensity modulation)
- Rise time 8.5nS or less.
- Full TV Trigger for TV-V & TV-H
- Acceleration Potential 12kV

**GoldStar Oscilloscopes**

- OS-7020A, 20MHz Dual Reg. \$525. **\$395.00**
  - OS-902RB, 20MHz Dual/Read Out Reg. \$795. **\$595.00**
  - OS-9040D, 40MHz Delay Reg. \$695. **\$575.00**
  - OS-904RD, 40MHz Dual/Read Out Reg. \$595. **\$695.00**
  - OS-8100, 100MHz 8 Trace Reg. \$1,395. **\$1,145.00**
- Other Models Call for Price

**FG-150**

Reg. \$395. **\$229.00**



**2MHz Sweep / Function Generator w/Built-in Frequency Counter**

- 4 Digit LED Display
- 0.2 Hz ~ 2.0 MHz
- Sine, Square, Triangle, Pulse, Skewed Sine, Ramp, TTL
- Linear or Logarithmic Sweep
- Variable DC Offset Control
- 10 MHz Frequency Counter

*Best Buy!*

**1.0 GHz Counter FC-200**

Reg. \$395. **\$199.00**



**High Resolution Frequency Counter**

- 1.0 Hz ~ 1.0 GHz
- 8 Digit LED Display
- Auto & Manual Range
- Measured Value Hold
- 4 Selectable Gate Times
- Below 20mV Input Sensitivity
- 1mΩ & 50Ω Input Impedance
- 10:1 Input Switchable Attenuator


Reg. \$199. **\$119.00**



**RF Signal Generator, SG-310 100KHz - 150MHz**

- 100KHz ~ 150MHz, 6 Ranges.
- Accuracy: ± 5%
- RF Output: 100 mVrms (Up to 35MHz Unloaded)
- Modulation
  - Int. 1KHz (AM) 30%
  - Ext. 50Hz ~ 20KHz
- Audio Output: 1KHz Min 2 Vrms


Reg. \$199. **\$119.00**



**Audio Generator, AG-350 10Hz ~ 1MHz**

- 10Hz ~ 1MHz, 5 Ranges.
- Accuracy: 5% ± 2
- Output Impedance: 600Ω
- Sine Wave Output
  - Range: 10Hz ~ 1MHz
  - Output Voltage: 8 Vrms
- Square Wave Output
  - Range: 10Hz ~ 100KHz
  - Output Voltage: 15Vp-p


Reg. \$249. **\$159.00**



**DC Power Supply, PS-500 0-30VDC, 0-3A**

- 0 ~ 30VDC Continuously Variable
  - Regulation: ≤ 0.01% + 3mV
  - Ripple Voltage: p-p ≤ 2mVrms; ≤ 1mV
- 0.1A ~ 3A Constant Current
  - Regulation: ≤ 0.2% + 3mA
  - Ripple Current: ≤ 3m Arms
- Short Circuit Overload Protection w/Indicating Lamp

Reg. \$399. **\$289.00**



**DC Power Supply, PS-540 0-16VDC, 0-10A**

- 0 ~ 16VDC Continuously Variable
  - Regulation: ≤ 0.01% + 3mV
  - Ripple Voltage: p-p ≤ 2mVrms; ≤ 1mV
- 0.1A ~ 10A Constant Current
  - Regulation: ≤ 0.2% + 3mA
  - Ripple Current: ≤ 3m Arms
- Short Circuit Overload Protection w/Indicating Lamp

**Oscilloscope Probes**  
Switch Selectable  
X1 / X10



HP-9060, 60MHz  
Reg. \$29. **\$15.00**

HP-9150, 150MHz  
Reg. \$49. **\$22.00**

HP-9250, 250MHz  
Reg. \$59. **\$29.00**

**Auto Bargraph w/Holster**



**DM3200**  
Reg. \$99.  
**\$59.00**

- Auto & Manual
- 3-1/2 Digit
- 32 Seg. Bargraph
- Diode Test
- Continuity Beeper
- Data Hold
- Auto Power Off
- Low Battery Mark
- Over Range Mark
- Holster



**DM3000**  
Reg. \$69.  
**\$44.00**

**DM3050**  
Reg. \$99.  
**\$54.00**

**DM3100**  
Reg. \$99.  
**\$54.00**

**Multimeter Multi-Function w/Holster**

- 3-1/2 Digit
- 1.5" Big LCD
- Heavy Duty, 20A
- Capacitance
- TR-hFE
- Diode
- Low Battery Mark
- Over Range Mark
- Protective Holster
- Tiit Stand

**DM3050 Only**  
• Frequency  
• Continuity  
• Beeper

**DM3100 Only**  
• Temperature w/ Optional Probe  
Reg. \$15 **\$8.00**  
• Continuity  
• Beeper

**BMC** Your Best Source for High Standard Electronics

13700 Alton Pkwy., Ste. 154-282  
Irvine, CA 92718

Order & Free Catalog

**800-532-3221**

(714) 586-2310 Fax (714) 586-3399



# KELVIN

ELECTRONICS  
10 HUB DRIVE, MELVILLE, NY 11747

RE-ENGINEERED & DESIGNED FOR 1994



150 LE - Student    200 LE - Technician    400 LE - Engineer

**Standard Features -**

- AC & DC VOLTAGES
- DC CURRENT
- RESISTANCE
- TRANSISTOR
- CONTINUITY TEST - Buzzer
- DIODE TEST
- 3 1/2 Digit LCD
- 10M ohm INPUT IMPEDANCE

**BATTERY TEST**  
**TRANSISTOR**  
**DC CURRENT**  
10 Amp

**FREQ COUNTER**  
up to 20MHz  
**TRANSISTOR CAPACITANCE**  
from 1pF to 20uF  
**AC/DC CURRENT**  
10 Amp

**INDUCTANCE**  
Resolution 1uH  
**FREQ COUNTER**  
up to 20MHz  
**CAPACITANCE**  
from 1pF to 200uF  
**AC/DC CURRENT**  
DUTY %  
20 Amp

**150 LE**  
Stock # 990122  
**\$29.95**

**200 LE**  
Stock # 990123  
**\$49.95**

**400 LE**  
Stock # 990124  
**\$79.95**

Designed to meet IEC-348 & UL-1244 safety specifications  
**2 Year Warranty (Parts & Labor)**

(800) 645-9212  
(516) 756-1750  
(516) 756-1763/FAX

Established 1945  
M/C & VISA    \*20 Minimum Order

KELVIN CATALOG \$3  
Stock No. 850412

**KELVIN 100 Basic**  
# 990087  
**\$19.95**



- AC & DC VOLTAGES
- DC CURRENT
- RESISTANCE
- CONTINUITY TEST-Buzzer
- 3 1/2 Digit LCD
- LOW BATTERY INDICATOR
- DIODE TEST
- BATTERY TEST

### CAPACITANCE METER

**KELVIN 250 LE**  
# 990126  
**\$59.95**



- ACCURACY: 0.5%
- RANGES: 20mF, 2000uF, 200uF, 20uF, 2uF, 200nF, 20nF, 2000pF, 200pF
- Zero Adjust
- Safety Test Leads
- Test Socket for Plug-in Components

### AUTO-RANGE METER

**KELVIN 300 LE**  
# 990125  
**\$49.95**



- AUTO-RANGE
- ACV & DCV
  - DC CURRENT
  - RESISTANCE
  - CONTINUITY TEST
  - DIODE TEST    3 1/2 Digit LCD
  - 10M ohm INPUT IMPEDANCE

### INSTRUMENTS



**20 MHz SCOPE**  
Dual Trace 2 Yr Warranty-Parts & Labor  
Stock No. 740085 ..... **\$385**

**40 MHz SCOPE**    2 Yr Warranty  
Dual Trace with Delayed Sweep  
Stock No. 740086 ..... **\$655**

### TEST ACCESSORIES

**SCOPE PROBES**

60 MHz, X1 & X10 SPECIAL  
700072 .... **\$18.95**

150 MHz, X10  
700073 ..... **\$39.95**

**IC CLIPS**  
SOLDER TYPE SPRING LOADED  
Stock No. COLOR COST 25+ Qty

990104 BLACK \$ .65 ea. \$ .50 ea

990105 RED \$ .65 ea. \$ .50 ea

### DC TOY MOTORS

**DC Toy Motor**  
Stock No. 850647  
**\$.80 ea.**  
**\$.75 ea/50+ Qty** 6V DC High Speed

**Solar Motor**    Stock No. 850646  
**\$.60 ea.** 1.5V DC  
**\$.55 ea/50+ Qty**


**Solar Cells**    3 3/4" L x 2 9/16" W  
Stock No. 260099    1000mA .45V  
**\$.95 ea.**  
**\$.50 ea/3+ Qty**

### DIGITAL TRAINER



**Laptop Digital Trainer** comes with 100 page instruction manual, power supply, built-in 1 digit true Hexadecimal display, two independent clocks with user adjustable freq & duty cycles, 4 data bit switches and 4 LED displays. Assembled  
Stock No. 840460 ..... **\$99.95**

### BINARY QUARTZ CLOCK w/Alarm



**ORIGINAL DESIGN** - 24 Hr. Binary Quartz Accurate Clock with 2 color LED's. Built-in Alarm and Alarm Display in binary code. **DESIGNED FOR LEARNING** about digital circuitry & binary code. Built with individual IC components. Battery Memory Loss Prevention. Comes with rechargeable battery, DC wall transformer and detailed instruction manual. Advanced Level Kit  
Stock No. 840589 ..... **\$79.95**

### Electronic VOICE PAD



An electronic note pad, able to record your message & replay it later. It has a built-in photo cell & as soon as it senses your presence, it will automatically playback the message left for you. The components are PC mounted. The IC can record a message up to 20 seconds & no mechanical parts or tape - only a digital integrated circuit.  
Intermediate Level Kit  
Stock No. 840606 ..... **\$49.95**

### BREADBOARDS



Stock No. Post    Contacts    YOUR COST

680093    0    500 ..... **\$ 4.25**

680097    0    840 ..... **\$ 5.95**

680098    2    1380 ..... **\$11.75**

680100    4    2390 ..... **\$22.95**

**WIRE JUMPER KIT**  
Pre-cut, Pre-Stripped  
330289 140 Piece Set ..... **\$ 4.95**  
330290 350 Piece Set ..... **\$ 8.95**

## COMPONENTS

WHOLESALE PRICES!

Stock No.	TYPE	(10 Pcs. Min.) YOUR COST
600021	555 TIMER	\$.29 ea
600029	556 DUAL TIMER	\$.40 ea
600039	LM566 PPL FUNCTION GENERATOR	\$.60 ea
600018	741C OP-AMP INTERNALLY COMPENSATED	\$.30 ea
600026	1458 OP-AMP DUAL 741C OP-AMP	\$.35 ea
630041	2N2222	\$.20 ea
630383	PN2222	\$.08 ea
600023	7805 Voltage Reg	\$.36 ea

**SILICON CONTROLLED RECTIFIER**  
(Similar to GE C106C1) 4.0 amp, 100PIV  
600014 ..... **\$.89 ea/10+**

**THERMISTOR - 100 ohm**  
110097 ..... **\$1.35 ea/10+**  
**THERMISTOR - 10K ohm**  
110097 ..... **\$1.35 ea/10+**

### PROJECT PARTS

**Project Speaker**  
2", 8 Ohm, 1 Watt  
Stock No. 350009  
**59¢**

**Project BUZZER**  
3 - 9 Volt DC, 80 db  
Stock No. 680089  
**\$1.59 ea**  
**\$1.39 ea/10+ Qty**

**Soldering IRON**  
with STAND  
LONG LIFE TIP  
Stock No. 990098  
**\$3.95 ea**

**LED T1 3/4**

Stock No.	Color	100+ Qty	1000+ Qty
260020	RED	\$.05 ea	\$.045 ea
260027	GREEN	\$.08 ea	\$.07 ea
260026	YELLOW	\$.08 ea	\$.07 ea
260078	2 COLOR RED/GREEN	\$.32 ea	\$.29 ea

**XENON STROBE TUBE**  
Stock No. 260050  
**\$3.25 ea**  
**\$2.95 ea/20+ Qty**

**TRIGGER COIL**  
for Xenon Strobe Tube  
Stock No. 320037  
**\$1.25 ea**  
**\$.89 ea/20+ Qty**

**INFRARED LED**  
IR Pair, LED Infrared transmitter and receiver  
Stock No. 260061  
**\$1.95 ea**

**NEON LAMP**  
NE2, 2" Lead  
Stock No. 260003  
**\$.15 ea**  
**\$.12 ea/100+ Qty**

**PHOTO CELL**  
Photo Cell - 450 ohm  
Stock No. 260017  
**\$.65 ea**    **\$.45 ea/20+ Qty**

Photo Cell - 1.5K ohm  
Stock No. 260018  
**\$.65 ea**    **\$.45 ea/20+ Qty**

**PUSH-BUTTON SWITCH**  
PUSH-ON, PUSH-OFF  
Stock No. 270021  
**\$.55 ea**  
**\$.49 ea/100+ Qty**

**SUB-MINIATURE MOMENTARY SWITCH**  
Stock No. 990002  
**\$.35 ea**  
**\$.28 ea/100+ Qty**

**MINIATURE TOGGLE SWITCH**  
Stock No. 270034  
**\$.90 ea** Type-SPST  
**\$.79 ea/50+ Qty**



"Not only does the Kelvin 94 boast a lot of features... the features go the extra distance."

"If we had to run into a burning building to do some emergency trouble-shooting and could carry in only one piece of equipment, the Kelvin 94 would be it!"

Popular Electronics  
Reviewed - May 1993

### KELVIN 94 The Ultimate Meter

LCR Hz dBm True RMS Logic Probe

The only meter with 0.1% Accuracy on DC Voltages, built-in True RMS, Freq Counter to 20MHz Res: 10 Hz, LCR-Inductance Tester Res: 10 uH, DC/AC Voltages Res: 0.1mV, Ohm Meter Res: 0.1 ohms

**TRUE RMS PLUS**    12 INSTRUMENTS IN ONE - AC & DC VOLT METERS, AC & DC CURRENT, dBm, OHM METER, DIODE TESTER, AUDIBLE CONTINUITY TEST, 20 MHz FREQ COUNTER, CAPACITANCE METER, INDUCTANCE METER, LOGIC PROBE

**ENGINE ANALYZER PLUS**  
Model 95 #990112  
**\$199.95**  
\*See Standard Features Listed below

**Standard Features plus -** TEMP, TACHOMETER & DWELL ANGLE TESTER, DUTY CYCLE, 10M OHM IMPEDANCE, ANALOG BAR GRAPH, K-TYPE TEMP PROBE, ALLIGATOR CLIP TEST LEADS, INDUCTIVE PICKUP CLIP, 6" TEST LEADS & DELUXE CARRYING CASE

**Standard Features - Models 94 & 95**

- DC/AC VOLT METERS
- AC/DC CURRENT
- OHM METER
- DATA HOLD
- RELATIVE MODE
- FREQ COUNTER to 4 MHz (Model 95)
- AUDIBLE CONTINUITY TEST
- DIODE TEST
- MAX/MIN AVERAGE MEMORY RECORD
- 10A HIGH-ENERGY FUSE PROTECTION
- AUTO SLEEP & AUTO POWER OFF

# B & S SALES

Call(313) 566-7248 • FAX (313) 566-7258 24 hrs.

Hours: Monday through Friday 8 am to 6 pm EST  
51756 Van Dyke St. #330, Shelby Township, MI 48316

WE SPECIALIZE IN QUANTITY PRICING 5, 10, 20 LOTS

*Make Your Best Deal!*

**\$ SALE**

**Y RENT**

**\$ SALE**

**Y RENT**

<u>JERROLD</u>	<u>SA</u>	<u>PIONEER</u>	<u>HAMLIN</u>	<u>TOCOM</u>	<u>ZENITH</u>
DRX-3-DIC	8590	BA 6110	CR 6600-3M	5507 VIP	1600
DPBB	8580	BA 5135	CR 6000-3M	5503 VIP	
DPV-5,7	8570				
	8550				

**NEW PAN**  
PIONEER  
GREEN E LITE  
BA 5000 > SERIES  
BA 6000

**NEW PAN**  
SA-8500 SERIES  
(BUT ALL BASE BAND)  
THE PREMIER

**NEW PAN**  
JERROLD  
PINK PAN

## PANASONIC TZ — PC 1453G2

By far the best basic converter on the market today. 550 MHz (1 to 99) parental control, sleep timer, remote batteries, contrast and remote control range.

*Superior to all other converters*

**NO MICHIGAN SALES**

MINI TVT:  
THE 1/4 POUNDER  
LITTLE 4x4  
SECOND ONLY TO TVT  
GOLD IN POPULARITY

**OWN YOUR OWN** SA-3 M-80

**SAVE \$**

NEW REMOTE CONTROL AB  
SWITCH FOR DUAL SYSTEMS  
(WITHOUT LEAVING THE  
COMFORT OF YOUR CHAIR)

TVT GOLD ORIGINAL  
FOR MOST  
JERROLD SYSTEMS.  
LEADING SELLER  
OF ALL PANS

**OWN YOUR OWN** TNT MLD

**SAVE \$**

FILTERS  
POST & NEG  
SUBCONTRACTORS  
& DEALERS  
ONLY QUANTITY

We are now offering a 6-month warranty. In order for warranty to be in effect, this form must be signed and returned.  
FOR VCR, SECOND, THIRD, ETC. HOOK-UPS.

Yes, I agree all units are to be used or resold in compliance with Federal and State laws.

Signature \_\_\_\_\_ Date \_\_\_\_\_

Name \_\_\_\_\_ Phone No. ( ) \_\_\_\_\_  
Address \_\_\_\_\_  
City \_\_\_\_\_ State \_\_\_\_\_ Zip \_\_\_\_\_  
It is not the intent of B & S Sales to defraud any pay television operator and we will not assist any company or individual in doing the same.

CIRCLE 50 ON FREE INFORMATION CARD



# Are Cable Companies Sucking You Dry?



**All Major  
Brands!**

**FREE  
Catalog!**

Take a Bite out of High Rental Fees  
with your own

## Converters & Descramblers



Everquest • Panasonic • Jerrold • Zenith • Pioneer  
Scientific Atlanta • Oak • Eagle • Hamlin • Tocom



Order  
Toll-Free **1 800 624-1150**

Call today for a FREE catalog!

# MD Electronics

875 S. 72 Street • Omaha, NE 68114



# B. G. MICRO

P. O. Box 280298 Dallas, Texas 75228

(214) 271-5546

FAX (214) 271-2462



## LCD DISPLAYS

OPTREX 2x16-DMC 16207H-8 Bit ASCII Input Dim. 3 1/8x1 3/4x3/8 Char. Height .19"	<b>\$5.99</b>
OPTREX 2x20-DMC 20261-8 Bit ASCII Input Dim. 4 9/16x1 7/8x3/8 Char. Height .19"	<b>\$7.99</b>
OPTREX 1x16 "Backlit"-DMC 16187- 8 Bit ASCII Input Dim. 3 1/8x1 3/8x9/16 Char. Height .11"	<b>\$9.95</b>
OPTREX 1x20-DMC 20171-8 Bit ASCII Input Dim. 7 3/16x1 5/16x1/2 Char. Height .42"	<b>\$9.95</b>
OPTREX 2x40-DMC 40218-8 Bit ASCII Input Dim. 7 3/16x1 5/16x1 3/32 Char. Height .19"	<b>\$9.95</b>

**VERY EASY TO INTERFACE TO ALMOST ANY MICROPROCESSOR!!!!!!**

## LTP 1157 AE

1.2' 5x7 Matrix Displays  
5x7 Array with x,y select. This Red Orange Matrix  
Can Be Stacked Horizontally. Matrix  
Orientation - Cathode Column, Anode Row.  
Great For "Moving Message" Signs.

WITH  
DATA

**\$1.19 Ea., 8/\$6.95, 100/\$75.00**

## DTMF


SSI-202 Decoder	<b>2.25</b>
8870 Decoder	<b>2.25</b>
5087 Generator	<b>2.00</b>
5089 Generator	<b>1.25</b>

## UART

NS16450	6.50
16550	10.95
TR1602B (COM 2017)	1.75
IM6402 +5v High speed AY5-1013 pln out	2.45
INS 8250	2.95

## FANS

**SANYO—BRUSHLESS**  
12 Volt DC at .07 Amps—  
7 Blades  
60 MM—2 3/8"x2 3/8"x1"  
**\$5.95**



**TECHIDYNE—Brushless**  
12 Volt DC at .12 Amps—  
7 Blades  
80MM—3 1/8"x3 1/8"x1"  
This size commonly used in  
Computer Power Supplies  
**\$5.90**

**PANAFLO—Brushless—12 Volt DC at**  
2 Amps 5 Blades—  
119MM—4 11/16"x4 11/16"x1 1/2"  
**\$5.99**

## 8000/80000

8001	5.20	8237	1.90	8088-2	3.25	8257	1.50
8002	\$2.50	8237-5	2.80	8155	2.25	8259A	1.85
8010	4.95	8243	1.75	8156	2.25	8259C-5	2.10
8031	2.95	8250	2.95	8202A	8.00	8275	10.95
8032	3.95	(16450)	6.50	8212	1.25	8279	2.25
8035	1.00	(16550)	10.95	8214	2.00	8284	1.49
8036	4.95	8251	1.10	8216	1.25	8286	3.50
8039	1.00	8253-5	1.75	8224	1.25	8287	2.49
8085	1.55	8254	1.80	8228	1.75	8288	3.50
8086	1.55	8255	1.50			8530	3.00
8088	2.20	8255-5	1.75				

## STATIC RAM

2016-2KK8 200 n.s.	1.00
2101-1 - 256X4 500 n.s.	.75
21L02-1 350 n.s.	.65
2102AL-4 L.P. 450 n.s.	.49
2111-1 256X4 500 n.s.	1.00
2112A-2	2.50
2114L-3 1KK4 300 n.s.	.45
2125A-2 1KK1 70 n.s.	1.00
2147 4KK1	1.00
2148	1.00
6116P-4	1.00
6117	1.20
6264	1.40
62256 32KX8	5.00
128KX8	15.00

## DYNAMIC RAM

2108-4 8KX1	1.50
2118-4 16KX1-5Volt	.70
4027-4KX1-260 n.s.	.80
4116-16KX1-250 n.s.	.40
4116-16KX1-200 n.s.	.75
4116-16KX1-150 n.s.	.90
4128 Piggyback	2.00
4164-150 n.s.	.49 or 9/3.50
4164-120 n.s.	1.10
4164-100 n.s.	1.40
TMS4416-16KX4-15-n.s.	2.75
4464-150 n.s.	1.40
4464-120 n.s.	1.45
4464-100 n.s.	1.45
4464-80 n.s.	1.45
41256-150 n.s.	1.25 or 9/9.95
41256-120 n.s.	1.30 or 9/10.99
41256-100 n.s.	1.30 or 9/10.99
41256-80 n.s.	1.30 or 9/10.99
41256-60 n.s.	1.85
1 Meg - 100 n.s.	4.40
1 Meg - 80 n.s.	4.40
414256-80 n.s. 256 x 4	4.60

SIPPS, SIMMS, & CACHE AVAILABLE

## EPROM SPECIAL

We bought a large quantity of 2708s, 2716s, 2532s, 2732s, 2764s, 27128s, 27256s and 27512s from a computer manufacturer who redesigned their boards. We removed them from sockets, erased and verified them, and now we offer the savings to you. Complete satisfaction guaranteed.

### Your Choice

2708	1/20	10/8.00
2716	1.75	10/15.00
2532	2.00	10/17.50
2732	2.00	10/17.50
2764	2.00	10/17.50
27128	2.50	10/20.00
27256	3.00	10/25.00
27152	4.75	10/40.00
1 Meg	8.50	10/77.50

## EPROM

8741	7.00
8742	7.00
8748	7.00
8749	7.00
8751H	12.95
8755	7.00

## PROMS

82S123	1.49
82S126	1.49
82S153	1.75

## LOCAL AREA NETWORK NETWORK LAN CABLE

### Little Big LAN

- Peer to Peer LAN, to 250 nodes
- \$75 total software cost!  
No matter how many nodes!
- Use ARCnet, serial, parallel or Ethernet to link your computers.
- Mixed mode routing  
Any combination of above connections is possible on any given node.
- RAM needed approx. 35-45K
- Uses DOS versions 2 and above, 3.1 and above preferred.
- Print spooling
- Record locking via Dos SHARE
- Open network, API provided
- Runs ok with Windows 3.0
- Drive A-Z can be redirected to reference any drive on any computer. LPT1-LPT3 can print to any printer.
- "Start small, grow as you grow"

**\$75<sup>00</sup>**

### CUSTOM CABLES

Cables Also available for Little Big Lan Serial (5 Wire Null Modem) - \$10.00 for First 6 ft. 25¢ a foot after 6 feet (Custom Cables Non-Refundable)

Parallel - Adapter \$10.50  
Adapt Most 25 pin to 25 pin cables to meet the Parallel interface requirements.  
Arcnet - 50¢ a ft (Twisted Pair Only)  
Ethernet - 50¢ a ft (ThinNet RG 58)

Another B.G. Micro Exclusive ... 25 feet of Eijernet RG 58A/U Coax with a BNC connector, a BNC "T", and a BNC terminator on each end. No one can beat this price. - \$7.95 Additional "T" - \$.99



## NETWORK CARDS

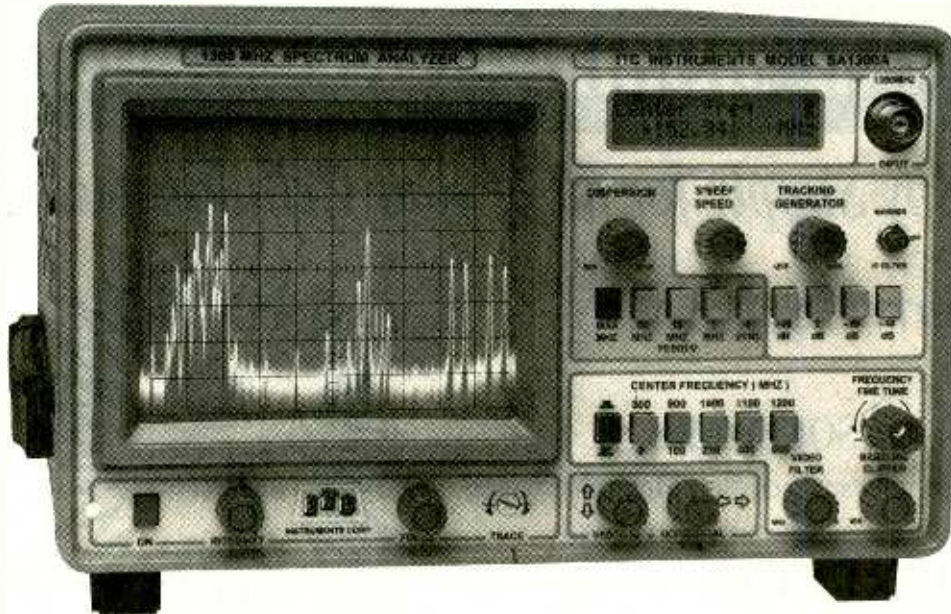
- 16TB Model - Complies with IEEE 802.3
- Standards for 10Base-T and 10Base2.
- Works with most popular network softwares including Netware, TCP/IP, Windows for Workgroups, LANtastic, and etc.
- On-board 16K RAM for Multi-packet Buffers.
- Four LEDs to indicate link, transmit receive, polarity/Jabber, and collision status.
- Automatic polarity detection and correction of writing errors.
- Jabber function (Watchdog timer).
- Novell Approved NE 2000 Compliant

**\$67.99**

\* NE 1000 Available (Call)  
\* Arcnet Available (Call)

**TERMS:** (Unless specified elsewhere) Add \$3.25 postage, we pay balance. Orders over \$50.00 add 85¢ for Insurance. No. C.O.D. Texas Res. add 8 1/4% Tax. 90 Day Money Back Guarantee all items. All items subject to prior sale. Prices subject to change without notice. Foreign order - US funds only. We cannot ship to Mexico or Puerto Rico. Canada, add \$7.50 minimum shipping and handling. Countries other than Canada, add \$15.00 minimum shipping and handling.

# Simply A Superior 1.3 GHz Spectrum Analyzer



**1-1300 MHz *In One Sweep* \$1,895.**

**MADE IN USA** -10KHz Resolution Band Width -7 Digit Center Frequency Display

**MARINE, TWO-WAY, HAM, AM FM SW BROADCAST RADIO - CATV, SATELLITE. SYS., SURVEILLANCE  
TUNE DUPLEXERS, AMPS, FILTERS, SECURITY TRANS, & RECEIVERS - EMI, RFI, FCC, TESTING**

**EXCLUSIVE DISPERSION ZOOM**  
ITC SA Series exclusive Dispersion Zoom lets you zoom in on any **Center Frequency** signal, from any one of five calibrated Dispersion positions. Preset at >140 MHz, 50MHz, 10MHz 1MHz and zero MHz per division. The SA1300A displays greater than 1300 MHz on the screen at one time yet allows instant zoom to any Dispersion Scan Width as low as zero MHz per div. Allowing for total control over all **Dispersion Scan Widths** settings.

**80 dB ON SCREEN**  
130 dB total Dynamic range 110 dBm **Sensitivity**. At Narrow and Wide Band Width settings. Performance you would expect only from a \$10,000 Analyzer.

**ULTIMATE *LOW COST* ANALYZER**  
ITC Spectrum Analyzers are the best performance to price ratio Analyzers on the market today. No other low cost Analyzer comes close to the Superior performance and quality of an ITC Analyzer. **Total flexibility and ease of operation.** SA1300A gives you full control over the Resolution Band Width and Freq. Span widths. Plus Vertical Position, Baseline Clipper, Sweep Speed, Video Filter, 4 Input Attenuator settings, 10 Frequency Select settings.

**MODEL SA1800B 1800 MHz**  
Covers 1-1300 MHz and 850-1850 MHz in one sweep. Ideal for Satellite service. The **SA1800B** has the same general specifications as the model SA1300A.

**INTRODUCTORY OFFER**  
**SA1300A & OPT.s 1, 3, 6**  
**ONLY \$1895.00** note 1

**SA1800B & OPT.s 1, 3, 6**  
**ONLY \$2295.00** note 1  
\$1995.00 Opt. 1, 6 ONLY

SA1300A	\$1595.00
SA1800B	\$1895.00
OPT. 1 50MHz MARKER	\$200.00
OPT. 3 +/- 5KHz Res B.W	\$350.00
OPT. 5 1000 MHz Tracking Generator	\$250.00
OPT. 6 7 Digit Center Frequency Display	\$300.00

Note 1: Introductory Price for limited time only.

**TAKE *ADVANTAGE***  
**CALL 1-800-566-1818**

To: Order - For Information & Special Intro. Offer  
Terms MC, VISA, AE, Check, COD, PO (OAC), LC, Transfer

**DISTRIBUTED BY: *ADVANTAGE* INSTRUMENTS CORP.**

3817 S. CARSON ST. # 818 CARSON CITY NV. 89701

1-800-566-1818 702-885-0234 FAX 702-885-7600

PRICES & SPECIFICATIONS SUBJECT TO CHANGE WITHOUT NOTICE OR OBLIGATION. F.O.B. CARSON CITY NV. NV. RESIDENTS ADD SALES TAX. 111

CIRCLE 53 ON FREE INFORMATION CARD

# CELLULAR SOFTWARE AND MODIFICATION GUIDES

*Call Spy Supply for all of your Cellular needs!*

*We Carry:*

## CELLULAR SOFTWARE

(We have the software to do New Motorola Phones)

## CELLULAR CABLES

(For the Motorola, Panasonic, and Nokia Phones)

## CELLULAR MODIFICATION GUIDES

(Covers all cellular manufacturers)

## CELLULAR PHONES

(We carry a complete line of cellular phones)



## FREE TECHNICAL SUPPORT!

We now offer Cellular Phones cloned with your existing number! Buy a handheld, transportable or car mounted phone ready to go and have only one monthly bill!

### *Don't Get Ripped Off!*

Before you buy our competitor's manual, call and ask if they offer **FREE TECHNICAL SUPPORT**

### **SPY SUPPLY**

Find out why the CIA - FBI - DEA - SECRET SERVICE Have ordered from our catalog To receive yours, send \$5.00 to:

### **SPY SUPPLY**

1212 Boylston St. #120  
Chestnut Hill, MA 02167

**SPY SUPPLY, 1212 Boylston St. #120, Chestnut Hill, MA 02167**

**(617) 327-7272**

*Sold for educational purposes only*



# STARTEK INTERNATIONAL INC. FREQUENCY COUNTERS

**Made  
in  
USA**

# New ATH™ Series

Say goodbye to random counting & false readings with the ATH™ Series

## WARRANTY

**5 YEARS** all parts  
**1 YEAR** labor  
**ALL MODELS**

## FIND FREQUENCIES FAST

With the new, high sensitivity, ultra-fast, Auto Trigger & Hold STARTEK frequency counters. Increase readability distance with the new Band Pass Filters. All products made in USA.

## AUTO TRIGGER & HOLD

Now, for the first time, available on inexpensive, portable counters with our new ATH™ Series. This feature is the most significant improvement ever made to the pocket sized counters! It allows "Hands Free" operation to automatically read & hold a signal as quick as 80ms or 8% of a second.

TA-90 Antenna  
(priced separately)



ATH-50  
5 Hz to 2800 MHz  
One-Shot Feature




ATH-15  
1-1500 MHz

HP-400  
Band Pass Filter



ATH-30  
1-2800 MHz  
One-Shot Feature

Ultra Bright  
Display



Signal  
Strength  
Bar Graph  
Works  
on Every  
Range

Low  
Battery  
Indicator

Size 4 1/2" x  
3.5" w x 1 1/2" d  
Aluminum  
Cabinets

### ATH™ SERIES FEATURES:

- Easy to use - simple controls
- Ultra fast response time
- Extra BRIGHT LED digits
- 3-5 hour battery operation
- Automatic clean dropout
- Maximized sensitivity, <1mV typical
- Signal strength Bar Graph
- 2 ranges - 6 fast gate times
- 9-12V auto-polarity power jack
- StarCab™ aluminum cabinet



**Ni-Cads  
and A/C Charger  
INCLUDED  
with ALL Models**



**In Stock... Same Day Shipment!**  
**Ultra High Sensitivity Frequency Counters**

ATH-15	1-1500 MHz, High speed	\$199	<del>229</del>
ATH-30	1-2800 MHz, High speed, one shot	259	<del>289</del>
ATH-50	5 Hz to 2800 MHz, one shot	289	<del>309</del>
HST-15	Optional 0.2 PPM TCXO high Accuracy Timebase (installed)	100	<del>125</del>

### Economy Frequency Counter

1350	1-1300 MHz, 10 Hz Res. 3 gate times, Hold switch	\$119	<del>129</del>
------	---	-------	----------------

### Band Pass Filters

Increase range or distance from a transmitter with a Band Pass Filter. <1 dB pass band insertion loss.

LP-60	DC-60 MHz Usage	\$69	
HP-400	400-1500 MHz Usage	69	
HP-800	800-2000 MHz Usage	69	
BP-3	Above 3 filters (SAVE \$30)	\$177	<del>207</del>

### Accessories

A	CC-90	Case for all models	12
B	TA-90	Telescope BNC antenna	12
C	TA-90-L	Telescope elbow antenna	16
D	RD-150	150 MHz rubber duck	16
E	RD-2750	27-50 MHz rubber duck	28
F	RD-800	800 MHz rubber duck	29
G	M-207-IC	Interface cable for MFJ-207	10
H	P-110	200 MHz, 1x, 10x probe	39
J	LP-22	Lo-Pass, audio usage probe	25
K	DC-10	Direct, 50 OHM probe	20



**Factory Direct Order Lines**  
**SAME DAY SHIPMENT**  
Orders Only 800-638-8050  
Orders & Information 305-561-2211  
FAX 305-561-9133



**STARTEK INTERNATIONAL INC.**  
398 NE 38th St., Ft. Lauderdale, FL 33334

Terms: Ship/Hand charges for US & Can \$10, others add 15%. FL residents add tax. C.O.D. \$5 VISA, MC, Discover accepted. Prices and specifications subject to change without notice or obligation.



### ROBOT ARACHNID

A smart electronic toy that performs "wiggle" tricks ("come," "sic 'em," "obey," "go play") to your command. "Sleep" mode conserves batteries. Uses 4 "C" cells (not included). (93T002) **\$29.95 each**

### PHILMORE ANTENNA KIT

For improved broadcast and shortwave reception. The perfect starter antenna. (92A041) **\$7.95 each**



### BATTERY HOLDER

Holds three 4.5V AAA cells. (94J011) **59¢ each**




### 1x16 LCD DISPLAY

Standard 14-pin interface. Specs included. (94L002) **\$9.95 each**

### RF PARTS GALORE!

Base from old cordless phone. (94U004) **\$1.99 each**



### PERFBOARD

Size approx. 4.5" x 4.5". Holes spaced 0.1". (94Z009) **99¢ each**

### PROTOBOARD #WBU508L

Size 5.25" x 11". Four terminal strips, 6 distribution strips, 3710 tie points, 1.6mm aluminum plate, 4 binding posts, 5 pads, 140 jumper wires, 1 component case, 6 adhesive strips. (94Z010) **\$42.90 each**

### CRYSTALS - Your Choice

Specify values - MHz  
14.318 • 16 • 3.932 • 4.9152  
33.0624 • 18.432 • 3.2 • 11.2  
(94P014) **100 for \$25.00**



### SUPER MAGNETS

Two of these trapezoid-shaped magnets are cemented to a single substrate. Each magnet is approx. 1.75" x 0.375", and is approx. 1000 Gauss. By far the most powerful magnets we've seen. (92N006)

One set of two magnets - **\$14.95**  
SPECIAL - Two sets for **\$25.00**



### BRAND NEW SOLAR PANELS!

12V, 1W, 6" x 12". (92E002)

**\$17.95 each**

4Volt, 0.5 Watt, 3" x 5" (92E003) **\$7.95**  
9 Volt, 1 Watt, 5" x 5" (93E004) **\$12.95**  
12 Volt, 1 Watt, 4" x 12" (93E005) **\$14.95**  
12 Volt, 2 Watt, 6" x 12" (93E006) **\$24.95**  
12 Volt, 4 Watt, 12" x 12" (93E007) **\$39.95**

Other sizes and voltages available.

Call or Fax for stock check.


OEM pricing and custom panels available.

### VARACTOR TUNER From Cable TV Box

Covers 10-310 MHz. 0-20 Volt tuning range can be tweaked. Channel 3 out. Build spectrum analyzer, wide range receiver, etc. Specs incl. (92V035) **\$9.95 each**

### 12VDC SPDT 20A RELAY

12V, 20A, SPDT, N.O. Zettler P/N A Z 2 1 0 0 - 1 C - 12DE. (93B001) **\$2.50 each or 10 for \$22.95**



### 5 VOLT REED RELAY

Gordos #F81-1570-13, 5V at 4mA SPDT contacts. Large quantity available. (92B005)

**\$1.00 each or \$10.00/dozen**

### SURFACE MOUNT IC's

LF412 (94I015) **\$1.95 each**  
LM741 (94I016) **.49 each**

### SURFACE MOUNT INDUCTORS

Specify Value -  $\mu$ H  
0.39 • 0.10 • 0.12 • 0.5 • 1.5 • 2.0 • 2.1  
2.7 • 3.0 • 3.9 • 4.7 • 8.2 • 10.0  
Your Choice (94P013) **\$45¢ each**

### 3.5" DISK DRIVE POWER ADAPTER

Adapt your PC power supply to run a small drive. (94W009) **99¢ each**



### STANDOFFS

Popular sizes and styles used in electronics. (92J007) **100 for \$4.95**

### MINICIRCUITS LABORATORIES PRODUCTS

PSC24 (94A003) **21.00**  
PSCQ-2-50 (92A062) **18.00**  
SRA-6 (93A006) **18.00**

### DIODE GRAB BAG

Assorted diodes: signal, power, Schottky, Zener, etc. (92S049) **200 for \$3.95**

### SILICON VALLEY GOLD

Over 50 pounds of printed circuit boards from computers, monitors, modems, test, RF and microwave equipment, all stuffed with goodies such as toroids, IC's, switches, sockets, connectors, oscillators, crystals, transistors, diodes, varactors, etc. A gold mine of usable parts. (92Z037) **50 Lbs. for \$49.95**



### FDBB-200W-1 POWER SUPPLY

By Condor, Inc. Input 115 or 230 VAC. Outputs: +5V @ 10A, 12A peak, overvoltage @ 6.2  $\pm$  0.4V; +24V @ 7.5A, 8.5A peak; -12V @ 1.5A, 2.0A peak. (92E055) **\$24.95 each**

### HP35828E TRANSISTOR

General purpose microwave transistor. Usable to 6GHz. Noise figure 2dB @ 2GHz. Gain 13dB. Output power @ 1dB compression is 17.5 dBm. Pillpack. (94S004) **\$4.99 each**



### POWER CENTER

Individually lighted control switches. Lighted master on/off switch. Five heavy duty grounded power outlets controlled individually by front panel switches (Computer, Monitor, Printer, Aux1, Aux2). 15A circuit breaker. Fits between computer and monitor. Info model SP-PC1. (94C006) **\$9.95 each**

### 15MB FULL HEIGHT HARD DRIVE

(94C005) **\$19.95 each**

### BRUSHLESS FAN

12VDC, 1A, ball bearing. 4.625" x 4.625" x 1.5". Boxer P/N 4715ML-04T-B40. (94F002) **\$7.95 each**

### BRIDGE RECTIFIER

300V @ 1A. (93S029) **45¢ each - 25 for \$9.95**  
Large quantities available.

### ADJUSTABLE VOLTAGE REGULATOR

UPC317H. (94I013) **79¢ each**  
10 for **\$7.00**




### 1KB EEPROM

93C46P. (94I014) **\$2.49 each**

### REVERSIBLE DC GEAR HEAD MOTOR

41 RPM @ 12 VDC, 0.9A (no load), 5/32" diameter shaft is 1-1/4" long, drilled for crosspin and provides 12" pounds of torque. 3.25" square x 4.5" long. (92M007) **\$19.95 each**



### HEAVY DUTY CASES

Perfect for communications equipment, power supplies, test equipment, computer switch boxes, and more. Features include: Units split apart for easy working; self-adhesive feet and screws included; plastic used for flexibility and strength; and grey body complete with black front and rear panels.  
• IC115A - 2.5" x 8" x 6.4" **\$6.95 each**  
• IC115B - 3.1" x 10" x 7.4". Includes ventilation slots and speaker recess. **\$8.95 each**

24-Hour BBS  
**(408) 943-0622**  
2400 Baud • N-8-1

# ALLTRONICS

2300 Zanker Road • San Jose, CA 95131  
Phone (408) 943-9773 • Fax (408) 943-9776

Visa, MC, AmEx cards accepted.  
Minimum order \$15.00.  
CA & OH residents add local sales tax.  
Shipping additional on all orders.



# NOW! A QUALITY SATELLITE SCPC AUDIO RECEIVER

AT AN AFFORDABLE PRICE



## UNIVERSAL SCPC-100 AUDIO RECEIVER

### SPECIFICATIONS

STABLE, MICROPROCESSOR CONTROLLED TUNING. • 50 CHANNEL MEMORY RECALL. • COMPATIBLE WITH 950-1450 BLOCK SYSTEMS. • 3 MINUTE HOOK-UP. • LARGE L.E.D. TUNING SCALE. • RECEIVES C AND KU BAND SCPC. • DOES NOT DISABLE VIDEO WHEN IN USE.

### SERVICES ON SCPC

HUNDREDS OF QUALITY SCPC CHANNELS ON SATELLITES - SPORTS - AP - UPI - RADIO NETS - HOME TOWN SPORTS & RADIO - RACING - TALK SHOWS - CLASSICAL, ROCK & JAZZ - RADIO STATIONS - FINANCIAL NEWS AND MORE.

INTRODUCTORY PRICE \$439 + S&H  
TO ORDER CALL: 1 - 800 - 241-8171


## UNIVERSAL ELECTRONICS, INC.

4555 GROVES RD., SUITE 13, COLUMBUS, OH 43232  
(614) 866-4605 FAX (614) 866-1201

# CONTROL ANYTHING FROM YOUR COMPUTER SERIAL PORT!

**115200 BAUDS SMART BOARDS DO NOT REQUIRE PROGRAMMING!** The I/O-232 boards understand simple commands, e.g. PRA [Enter] reads Port A. Results are sent back to the computer as an ASCII string allowing the use of PROCOMM, MAC240, or your own programs. In addition to interfacing, the I/O-232 boards have the following embedded functions.

- All standard Baud rates (300-115KB) supported.
- Bin, Hex or Dec formats.
- 24 I/O Bites configurable individually as Inputs or latched-Outputs.
- 8 or 10 bits, 10 channels Analog to Digital converter.
- 10-10,000 Hz, 0-100% Pulse Width Modulation output.
- 3 EASY to use stepper motor logic interfaces (Muxable to more).
- Relative resistance or capacitance measurements using an RC network (ideal to read temperatures using a thermistor).



- I/O-232-8A ( 8 bit ADC) Assemb. **Only US\$109**
  - I/O-232-8K ( 8 bit ADC) Kit. **Only US\$ 89**
  - I/O-232-10A (10 bit ADC) Assemb. **Only US\$125**
  - I/O-232-10K (10 bit ADC) Kit. **Only US\$ 99**
- Add \$10 for manuals + Shipping & Handling

### ITC MICROCOMPONENTS INC.

18440-57 Ave, Edmonton AB, T6M 1Y2,  
Canada. Phone & Fax: 1 (403) 486 2377

# WE'VE GOT IT !!

Service • Selection • Value

## And Now ...

### Amateur Radio and accessories.

Base and mobil 2M/70Cm dual band antennas for less than what you'd expect to pay for single band. Hand held radios, SWR meters, power supplies and so much more are all in stock. Call today for your free catalog and discover for yourself, at MCM Electronics... We've got it!

#111-40C0

5 Watt, 2 Meter  
FM Transceiver

To request a FREE CATALOG  
call: 1-800-543-4330

Serving you coast to coast! Distribution  
Facilities in Dayton, OH and Reno, NV!



## MCM ELECTRONICS

650 CONGRESS PARK DR.  
CENTERVILLE, OH 45459-4072

A PREMIER Company


POP-07

CIRCLE 154 ON FREE INFORMATION CARD

www.americanradiohistory.com

# Aplab 20 YEARS IN EUROPE NOW IN THE U.S.!

TESTLABS — EUROPEAN DESIGNS — AMERICANS CAN AFFORD



MODEL 3324

### 3 in 1 TESTLAB

- 25MHz DUAL TRACE OSCILLOSCOPE  
1mV/div - 20V, div vert. sensitivity  
40nS to 0.2sec timebase/, 5 way trig.  
8 cm x 10 cm Rect CRT, Int gratiule,  
X-Y operation/, Hold off/, Z modulation
- TRIPLE OUTPUT DC POWER SUPPLY  
+5V/1A, +12V/0.25A - 12V/0.25A
- DUAL CHANNEL COMPONENT TESTER  
Active/, passive comp. test/, board test

List \$ 525  
**\$ 365**




MODEL 3344

### 5 in 1 TESTLAB

All features of 3324 PLUS

- 100MHz/ 7 DIGIT FREQUENCY COUNTER  
Digitally controlled/ 20mV sent to 60 MHz.
- 0.02Hz TO 2MHz FUNCTION GENERATOR  
Sine/square triangle/DC, - Digital freq. indication  
10V pp output, variable DC offset.

List \$ 950  
**\$ 795**



MODEL 3304

### 25 MHz DUAL TRACE OSCILLOSCOPE

- 1mV to 20V/cm - Vertical Sensitivity
- 40nS to 0.2 sec Time Base/5 Way Trigger
- 8 cm x 10 cm Rect CRT—Int Gratiule
- X-Y Operation/Hold off/Z mod.

List \$ 425  
**\$ 315**

## DC REGULATED POWER SUPPLIES — DESIGNED TO VDE/UL SAFETY SPECS.



### 160W DC POWER SUPPLIES

- 3 Digit DPM display output V & A
- CV/CC operation
- +0.01% + 2mV Line & load regulation
- High efficiency
- VDE approved line components.

OUTPUT	MODEL	CURRENT PRICE	LIST
0.16V/10A	CP1610	\$ 189	\$ 295
0.32V/5A	CP3205	\$ 199	\$ 350




### DIGITAL LABs

Dual output

- ±0.01% line & load regulation
- CV/CC operation
- Accurate 3 digit DPM for voltage & current
- 19" Rack, 5.1/4" high.

	OUTPUT	MODEL	CURRENT PRICE	LIST
128W	0-32V/2A 0-32V/2A	LD3202	\$ 349	\$ 465
320W	0-16V/10A 0-16V/10A	LD1610	\$ 480	\$ 615



### COMPACT 60W DC POWER SUPPLY

- 3 Digit DPM display V&A
- ±0.02% + 2mV line & load regulation
- Single or multioutput
- CV/CC operation

OUTPUT	MODEL	CURRENT PRICE	LIST
+ 15V/0.2A DUAL OR 0-30V/0-2A	CPD1602	\$ 179	\$ 245
0 + 25V/1A 0 - 25V/1A + 5/2A	CPD2501	\$ 195	\$ 285

## POWER LINE CONDITIONERS AND AC SOURCES. — W/W POTS



### 1KVA 'KLEENLINE' LINE CONDITIONER

Complete 'Brownout' protection for workstations

- Isolation 130dB CMRR
- > 10uA leakage at 4KV
- Output voltage regulation ± 5% for input line + 10% - 20%
- Noise & transient suppression with filters & transorbs.

List \$ 375  
**\$ 275**

### SHOCKSAFE

Variable Line Supply

- Double wound transformer  
Less than 100 uA leakage
- Continuously adjustable output  
0 to 130 V/4A or 0 to 260 V/2A
- 115V, 60 Hz input line.

List \$ 296

**\$ 215**



### W/W POTENTIOMETERS

2 Watt W/W 1" Dia

- Robust Industrial type
- 1% linearity
- Stability 100 ppm/°C
- 1% tracking for two section pot.



DESCRIPTION	CURRENT PRICE	LIST
SINGLE POT	\$ 2.60	\$ 3.25
DUAL TRACKING POT	\$ 5.80	\$ 7.25

Minimum order 5 Pots

MAIL ORDERS TO

### ASHER ENGINEERING CORP.

3001 RED HILL AVENUE, # 5-217 COSTA MESA, CA 92626  
FAX: 714-556-7122, INFO: 714-556-6622

ORDER TOLL FREE 1-800-438-0102

WE ACCEPT



### 1:1/1:10 SWITCHED OSCILLOSCOPE 60MHz PROBES

500V (dc+ac peak)  
10 MΩ in 1:10 position

List \$ 28.75

**\$ 23** for Two

List \$ 19.95

**\$ 13** for One



Call or Write for a Free Catalogue



# Satellite Television

Order Your **FREE** Catalog/Buyers Guide Today!



The World Supplier of Satellite T.V. Products. . . "Down To Earth Prices"

**New Powerful Satellites  
= Smaller Dishes  
Smaller Dish = Less \$\$\$**

## KU-BAND SYSTEM

Package **INCLUDES** all of this:

- 3ft Quality alum dish
- Pansat BR 1100 Receiver
- Polar tracking mount
- Polarity switching feed
- Low Temperature LNB
- 100ft All in one ribbon cable
- Site data coordinate sheet

**\*Complete System  
Only \$499**

## C-BAND SYSTEM

Package **INCLUDES** all of this:

- 7ft ORBITRON mesh dish
- uniden 4400 IRD
- Polar tracking mount and motorized arm
- Chaparral Polarity switching feed
- 25° Low Temperature LNB
- 100ft All in one ribbon cable
- Optional Decoder module

**\*Complete System  
Only \$859**

\*All you need to supply  
is ground pole to mount  
dish on. (3.5" O.D.)

**LNBS  
New Lower  
Temp's**

*Hemt Technology Commercial Grade*

35° LNB C-band 4GHz	.....\$ 79
25° LNB " " "	..... 95
0.9db LNB Ku-band 12GHz	.....\$ 89
0.7db LNB " " "	..... 99
0.6db LNB " " "	.....119



## Satellite Analysis and Antenna Aiming Software

An extremely valuable tool for designing and installing TVRO's, tailored for ease of use by professionals and dealers as well as by technically orientated TVRO owners. Demonstrates how changing parameters such as dish size or LNB noise temperature affect picture quality. The program performs both TVRO system analysis and antenna aiming. The analysis subcomponent, is especially useful for predicting performance when viewing signals from a particularly weak satellite. The aiming subcomponent calculates azimuth and elevation angles and range to all satellites within "view" of a TVRO. The names and latitudes of all world-wide C and Ku-band broadcast satellites, presently in service or to be launched by 1995, are listed. The user simply enters TVRO site latitude and longitude.

5.25" disk	..... \$49.95
3.5" disk	..... \$49.95



Pico dish  
Tuning  
Meter



Bulz-I-Tuning  
Meter  
Now with  
audio alert



## TUNE YOUR DISH TO IT'S MAXIMUM!


Dish tuning meters are a must for the serious dealer or satellite system owner. Saves time, frustration and money. Use when installing a new system, moving your dish, re-alignment of a dish that has been moved by wind, frost heaves etc., gets you right on the satellite belt for the best possible pictures!

Pico meter (meter tuning)	..... \$89.95
Bulz-I-IV meter (meter & audio alert)	..... 154.95



## SATELLITE SYSTEM DO-IT-YOURSELF INSTALLATION VIDEO

**"Now You Can Watch It Being Done"**  
Install or "Tune up" your satellite system in no time flat with this professional video.  
VHS or Beta (45 Min.) ..... \$33.95



## MESH DISHES by ORBITRON

*Quality  
Demonstrated  
by Performance*

Orbitron antennas ("size for size") are known the world over for their superior reception and picture quality.

7ft	dish & polar tracking mount	\$259
8.5ft	" " "	319
10ft	" " "	369
10ft H.D.	" " "	449
12ft	" " "	649

All Major Credit Cards Accepted

## Skyvision Inc.®

1048 Frontier Drive, Fergus Falls, MN 56537 - Toll Free 800-334-6455  
Mail in coupon or call today for the SKYVISION Satellite TV Product Catalog/Buyers Guide Delivered free to your mail box in U.S. and its possessions.

- Send Free Domestic Satellite TV Products Catalog
- Send International Satellite Catalog (For International Catalog add \$8.00 to cover S&H)

Name \_\_\_\_\_ Phone ( ) \_\_\_\_\_  
Address \_\_\_\_\_  
City \_\_\_\_\_ State \_\_\_\_\_ Zip \_\_\_\_\_



**Install A System, Upgrade & Repair Yourself And Save SSSS**

**Call Toll Free 800-334-6455 International 1-218 -739-5231 Fax 218-739-4879**

# LATEST TECHNOLOGY

- DESCRAMBLERS
- CONVERTERS
- COMBINATION UNITS

**WE'LL BEAT ANY PRICE!**

## LATEST DESCRAMBLER MODELS

Add On Descrambler for all JERROLD Systems (Except Base Band) Guaranteed to Work Anywhere Coast to Coast (Model JD-3)

~~\$125~~  
**\$89** 6-10  
**\$119** 1-5

Add On Descrambler For All PIONEER Systems. Guaranteed to Work Anywhere Coast to Coast. (Model PD-3)

~~\$125~~  
**\$89** 6-10  
**\$119** 1-5

Add On Descrambler For All SCIENTIFIC ATLANTA Systems (Except 8570, 8590, 8600). Guaranteed to Work Anywhere Coast to Coast. (Model SAD-3)

**\$89** 6-10  
**\$119** 1-5



**BRAND NEW  
1 YEAR  
WARRANTY**

## SCIENTIFIC ATLANTA 8580

### Features

- Wireless Remote Control
- Favorite Channel Recall
- Parental Lockout

**\$259** 6-10

**BRAND NEW  
1 YEAR  
WARRANTY**

**\$289** 1-5



## ZENITH

### Features

- Wireless Remote Control
- 550MHz (99 Channel) capacity
- Volume Control
- Parental Lock-Out
- Programmable Favorite Channel Memory

**\$259** 6-10

**\$289** 1-5

## ADD ON DESCRAMBLERS

	1-5	6-10
FTB-3	49.00	39.00
TVT OR TBI	55.00	47.00
SA-3	59.00	49.00
KN12-3	59.00	49.00
MLD1200-3	49.00	39.00

## CONVERTERS

	1-5	6-10
PANASONIC 1453G	79.00	69.00
JERROLD DQN7-3	75.00	65.00
STARGATE 2001	75.00	65.00

Call for other models



**DPV7 & DBB7  
8590 & 8600**  
 Call for availability & prices



1470 OLD COUNTRY ROAD,  
 SUITE 315 - P.E.  
 PLAINVIEW, NY 11803  
 NO NY SALES

**FREE COLOR CATALOG!**

**1-800-950-9145**



# CABLE TV Converters & Descramblers

Compatible with  
**Jerrold, Scientific Atlanta,  
Pioneer, Oak, & Hamlin  
Equipment**

**BRAND NEW!  
90-DAY GUARANTEE  
LOWEST PRICES**

*Volume Control & Parental Lockout Available*

**Greenleaf Electronics**

**1-800-742-2567**

**NO ILLINOIS SALES**

It is not the intent of Greenleaf Electronics to defraud any pay television operator and we will not assist any company or individual in doing the same.

Tap into a World of...

## FREE ELECTRICITY

Our 150+ page *Self-Reliance Catalog*  
IS JUST LOADED WITH DC to AC  
ENERGY INDEPENDENCE ...

We offer:

Solar, Wind & Hydroelectric energy systems. True Sine Wave DC to AC Inverters. Electric Boat & Car kits.

Portable power packs. Solar Lighting & Cooling systems. Solar Pool Heaters. Solar Battery chargers. Solar Books & Toys. DC Appliances. Active & Passive Solar Air & Water Heating Systems.


Composting Toilets. Hydroponic, Fish-Farming, Solarium & Greenhouse Systems. Water Testing, Treatment, & Pumping Systems. Emergency Food & H<sub>2</sub>O Kits. High Efficiency AC/DC Refrigeration + More...

A LOT OF INFORMATION FOR ONLY \$5.75 ...


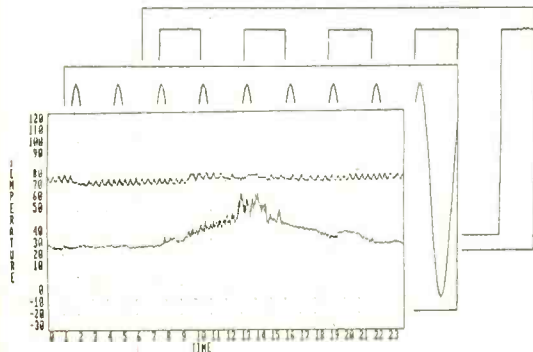
SEND CHECK or MO TO:

*Self-Reliance Company Inc.*

**P.O. Box 306, Florissant, MO 63032**



# DATA ACQUISITION



## 12 Bit 8 Channel Analog to Digital Converter + I/O

Specifications: IBM 486, 386, 286, 8088 PC compatible interface board.

12 Bit 8 Channel multiplexed Analog to Digital Converter. Input Voltage 0 to 2 volts (data 0 to 4095) .00048 volts per count. 12 Bit conversion time is less than 1ms. Accuracy is better than +/- 2 counts. Linearity better than +/- 1%. Over Voltage, the counter is a 15 bit counter and this board will handle twice the normal input voltage. MODS: This board can be modified to convert 8 bits to 14 bits. This board also has one 8 bit TTL output port and one 8 bit TTL input port. All I/O is through a 37 pin D connector. A Disk with BASIC programs is included. Programs include a low frequency Oscilloscope, Data logger, Temperature measurement using a Radio Shack Thermistor and Voltage measurement. This board also has mounting holes for a Prototype board to be added.

Order Part Number 93-326A \$149.95 + Shipping (\$6.00 for 2 day air or \$4.00 for 8 day ground)

Circle my number on the FREE INFORMATION CARD to get more info on my other Interface Boards.

**John Bell - 1381 Saratoga Street - Minden, NV 89423 - (702) 267-2704**

# CELLULAR TELEPHONES



\* **CELLULAR HANDBOOK**

**\$ 59.95**

\* **MOTOROLA CELLULAR SOFTWARE**

**\$199.95**

\* **MITSUBISHI, PANASONIC, HITACHI, TANDY, NEC & NOKIA SOFTWARE**

**\$299.95**

*We also sell new reprogrammed cellular phones (car mount, bag and handheld) or send us your second telephone and we will reprogram it to your current number. We also sell programming cables for all the above phones. Call us for pricing.*

## CELLULAR LINK

9859 IH-10W, SUITE 257 \* SAN ANTONIO, TEXAS 78230

PHONE (210) 697-9544, FAX on demand (210)699-9640

*Unlimited Technical Support \* Book and Software sold for Educational purposes only*

CIRCLE 161 ON FREE INFORMATION CARD

## AFFORDABLE DATA ACQUISITION



**MODEL 30 ..... \$79.00**

- PLUGS INTO PC BUSS
- 24 LINES DIGITAL I/O
- 8 CHANNEL-8 BIT A/D IN
- 12 BIT COUNTER
- UP TO 14K SMP/SEC



**MODEL 45 ..... \$189**

- RS-232 INTERFACE
- 8 DIGITAL I/O
- 8 ANALOG INPUTS
- 2 ANALOG OUTPUTS
- 2 COUNTERS-24 BIT



**MODEL 70 ..... \$239**

- RS-232 INTERFACE
- 18 BIT A/D
- 5.5 DIGIT
- UP TO 60 SMP/SEC



**MODEL 150-02 .. \$179**

- RS-232 INTERFACE
- TRMS, 20 AMPS
- 12 BIT A/D
- OPTO-ISOLATED
- CHANGE RANGES, AC/DC, VIA RS-232

### Prairie Digital, Inc.

846 17th Street • Industrial Park • Prairie du Sac, WI 53578  
(608) 643-8599 • FAX: (608) 643-6754

CIRCLE 47 ON FREE INFORMATION CARD

## Learn MICROCONTROLLERS and EMBEDDED SYSTEMS with the AES-10

The AES-10... a complete learning system, a complete embedded control system. Extensive manuals guide you through your 8051 development project. Assembly, BASIC, and C programming. All hardware details, complete schematics. Learn to program the LCD, keypad, digital and analog I/Os for your applications.



### 80C32 Computer/Microcontroller board with:

- 32K ROM . 32K RAM
- 2 by 16 Liquid Crystal Display
- 4 by 5 Keypad
- Digital, A/D, D/A, and PWM, I/O
- Built in Logic Probe
- Power supply, (can also be battery operated)
- Extended AES BASIC and AES Monitor in ROM
- Built-in routines for LCD, Keypad, A/D, D/A and Digital I/O ports
- See 80C32 registers while you Step
- See all memory locations and data on LCD
- See memory contents in dec, hex, and binary
- RS-232 cable to connect to PC for programming
- 8051/52 DOS Cross Assembler
- Program disks with well documented examples
- User's Manual, Language Manual, and Text

**AES**  
Advanced Educational Systems

1407 North Batavia Street, Orange, California 92667, USA

\$365, Money Back Guarantee

Free Brochure, M/C Visa

800 - 730-3232

714 - 744-0981

Fax 714 - 744-2693

# ARE YOU BEING "BUGGED?"

OUR FINEST

# Counter-Surveillance Device

EVEN AS YOU READ THIS, countless individuals and firms are being enormously damaged by having their private conversations overheard, monitored, and/or recorded.

Almost without exception and AFTER the fact, the victims make a statement something along the lines of "But, I never thought it would happen to ME!"

## THE ULTIMATE IN "BUG" DETECTION EQUIPMENT "DEBUGS" ROOMS AND TELEPHONES!

If you require GUARANTEED PROTECTION against electronic telephone monitoring devices and also require COMPLETE CONFIDENTIAL PRIVACY in certain rooms and areas, we highly recommend the COUNTER-SURVEILLANCE DETECTOR CSD-18.



### EXTREME SENSITIVITY!

This is our finest piece of detection equipment! The CSD-18 quickly locates electronic eavesdropping devices in telephones, homes, offices, vehicles, boats, or concealed on the body. It will actually pick up many eavesdropping transmitters at ranges exceeding 25 feet! Extreme sensitivity is obtained via ultra-efficient amplification circuitry following the RF detection stages. Excellent quality Dynamic Headphones exclude all external sounds to further enhance detector output.

The presence of any "bug" is immediately indicated via a pronounced meter deflection. The CSD-18 quickly "homes-in" on eavesdropping transmitters and immediately pinpoints their location. The closer you get to the "bug", the further the needle moves to the right. It's as simple as that.



FULL RANGE  
DYNAMIC  
HEADPHONES

### "FLASHING" LED Warns You Instantly!

And, for maximum telephone security, the CSD-18 automatically analyzes a sophisticated series of electronic measurements along the telephone line and converts the analysis into an easy to follow, step by step, test procedure. No technical knowledge is required or necessary. A visual indication (via a flashing LED) immediately reveals the presence of the various types of telephone "taps" and the flashing sequence identifies the actual type of eavesdropping device.



### MAXIMUM SECURITY - EASY OPERATION!

Latest Computer-Age IC circuitry designed exclusively for maximum security and ease of operation, assures the utmost privacy protection possible today against virtually all types of room "bugs" and telephone "taps". The CSD-18 detects even the very latest ultra-sophisticated devices specifically designed to defeat detection via polarity negating circuitry. Also includes multi-line option for testing business telephones.

### CONDUCT A PROFESSIONAL SEARCH... ANYTIME... ANYWHERE!

Every newspaper and magazine article and every radio and TV story discussing some new episode involving "Bugging" devices, continues to increase the ever growing demand for electronic Counter-Surveillance "sweeps" and equipment. The very limited supply of competently trained and equipped Counter-Surveillance specialists has created a situation where "sweep" rates exceeding \$250 per hour are now considered reasonable and appropriate.



This is an exciting, immensely interesting and profitable field that you can enter with a minimum investment. Two hours actual practice with the CSD-18 will have you "reading" and "clearing" telephones and rooms with professional ease and competence. The average fee for "debugging" a single telephone is over \$200.00. It requires about 45 minutes to complete the job and once it gets around that YOU can provide this service, you'll quickly have more clients than you can handle. Even if you choose to provide "sweeps" for only a small number of friends and associates, your initial investment will quickly be returned many times over.

### FREE BONUS!

#### FASCINATING HI-TECH INFORMATION PACKAGE INCLUDED FREE!

##### LATEST EAVESDROPPING DEVELOPMENTS

A detailed analysis of a variety of extremely fascinating hi tech devices and procedures used for ultra-sophisticated audio and video eavesdropping including infrared monitoring, multi-data eavesdropping and interception, miniature micro-wave devices, new methods for listening thru walls, etc., with many schematics included. You'll learn about electronic voice changers, corporate spying, how data banks are accessed to research anyone and anything, eavesdropping by neighbors, space age personnel and vehicle tracking systems, how missing persons are found, how lie detectors are deceived, and a fact-filled section on Eavesdropping Law.

##### BIG MONEY IN COUNTER-SURVEILLANCE

Complete information describing the fantastic opportunities that are now open to trained Counter-Surveillance technicians and exactly how a number of individuals and firms are reaping a huge bonanza in the booming "Debugging" business! You'll learn how the ever increasing use of Electronic Listening Devices by investigative agencies, government agencies, unscrupulous business competitors, jealous suitors, etc., has created a tremendous demand for this type of service.



A comprehensive information package JAM-PACKED FULL of some of the most exciting and fascinating reading imaginable. Reads like a James Bond novel, with one important exception...IT'S NOT FICTION!

### THE ONE "BUG" TO FEAR MOST!

While most individuals are now somewhat guarded in their telephone conversations, they still rather naively feel secure in the "privacy" of their own home or office. However, the most common type of tap presently used by eavesdroppers picks up ALL SOUNDS AND CONVERSATION WITHIN A ROOM... WITH THE TELEPHONE STILL ON THE HOOK!

Due to this devastating capability, this "Infinity" tap (variously referred to as Infinity Transmitter, Hookswitch Bypass, 3rd Wire, Harmonica Bug, etc.), has become the "bug of choice".

In flagrant violation of federal law prohibiting their use and sale, these devices in various forms are openly advertised in many technical publications for as little as \$75. Literally thousands of these devices are now in the hands of, unscrupulous individuals all over the country!

In response to this ever-growing threat, a uniquely engineered feature of the CSD-18 now also detects Infinity type devices anywhere "down the line".

In other words, if anyone ... ANYWHERE ... is utilizing the telephone tap and/or ring wires to monitor your private room conversations while your telephone is on the hook, you'll immediately be made aware of it via a flashing LED!

#### 100% POSITIVE INDICATION

The CSD-18 also flawlessly detects "Series" and "Parallel" telephone transmitters and "Telephone Recording Devices". And, a separate feature silently indicates when extension phones are picked up or being used. The CSD-18 completely eliminates all doubt and guesswork.

#### EXCLUSIVE "LISTEN-IN" FEATURE!

The CSD-18 will even allow you to "listen-in" to exactly what the eavesdropper is monitoring. And, without the eavesdropper ever becoming aware that he has been detected! We are unaware of ANY other detection equipment having this combined capability AT ANY PRICE!

### MAXIMUM PROTECTION

The CSD-18 provides maximum protection against ALL major categories of surveillance equipment including:

- ALL TYPES OF "CONCEALED TRANSMITTERS" "BUMPER BEEPERS"
- "INFINITY" DEVICES
- "BODY" TRANSMITTERS
- "TELEPHONE RECORDING DEVICES"
- "SERIES" & "PARALLEL" PHONE TRANSMITTERS

CSD-18 \$ **295** Complete

Including batteries, antenna/probe, headphones, all plugs & adapters, extensive information package and instructions.

#### HOW TO ORDER

Order NOW by Mail or Telephone. 10 DAY MONEY BACK GUARANTEE if you're not 100% pleased and completely satisfied. We pay shipping charges on all prepaid & credit card orders. Add \$15 for CODs.

(c) 1992 **Great Southern Security**

513 Bankhead Highway (SF)  
Carrollton, Georgia 30117

FOR FASTEST SERVICE CALL TOLL FREE

ORDER BY PHONE **1 800 732-5000**



# Motorless Motion!



Includes Complete Plans

Create direct linear action with Muscle Wires<sup>SM</sup>—they *actually contract* up to 5% when powered! Use them in robots, planes, railroads — anywhere you need small, strong all-electric motion.

## Q&A

### What are Muscle Wires?

Muscle Wires are highly processed strands of a nickel-titanium alloy called *nitinol*. At room temperature they are easily stretched by up to 5% of their length. When conducting an electric current they return to their original "unstretched" shape with a force *thousands of times* their weight.

### How strong are Muscle Wires?

This varies with the wire's size. A single wire can lift from 35 to 930 grams (over 2 lbs)! For more strength, use several wires in parallel.

### How fast can Muscle Wires activate?

They contract as fast as they are heated — as quickly as 1/1000 of a second. To relax, the wire must cool again. Rates of many cycles per second are possible with active cooling.

### Flexinol Muscle Wire Specifications

Wire Diameter ( $\mu\text{m}$ )	50	100	150	250
Resistance ( $\Omega/\text{m}$ )	510	150	50	20
Contract Force (grams)	35	150	330	930
Typical Current (mA)	50	180	400	1000

### How much power do Muscle Wires need?

Power varies with wire diameter, length, and surrounding conditions. Once the wire has fully shortened, power should be reduced to prevent overheating.

### What are the advantages of Muscle Wires?

Small size, light weight, low power, very high strength-to-weight ratio, precise control, AC or DC activation, long life and direct linear action and much more!

Get our new 128 page *Muscle Wires Project Book* with full plans for Boris and 14 other motorless motion projects, and our Deluxe Sample Kit with one meter each of 50, 100 and 150  $\mu\text{m}$  dia. Muscle Wires — everything you need to get moving today!

24-hour FAX Order Line — VISA MasterCard

**FAX**  
Your Order  
**FREE!**

**800-455-9333**

Request our FREE Muscle Wires Technical Brochure

**Mondo-tronics**

New Book &  
Deluxe Kit  
only

**\$59.95**

Plus \$5.00 P&H  
CA orders add tax

524 San Anselmo Ave. #107-53  
San Anselmo, CA 94960

Questions: 415-455-9330  
Fax: 415-455-9333  
Internet: mondo@holonet.net

International Orders Welcome! First Class P&H: \$11.00



From the Lab  
to your  
Living Room!

## Does your VCR have a "Head Cold?"

Probably not! However, through constant playing and using of degrading dry or wet cleaners, the output of your video tapes has slowly diminished to an unacceptable level and the VCR plays as if it has a head cold! The culprit is most likely clogged and dirty video and/or audio heads.

The **3M Black Watch™ Head Cleaner Videocassette** uses a patented magnetic tape-based cleaning formation to remove head clogging debris. No foreign substances such as cloth, plastics or messy liquids and no harsh abrasive materials are present. The cleaner's usable life is 400 cleanings or more!

It's easy to use. Place the **3M Black Watch™ Head Cleaner Videocassette** in the VCR and press the Play button. A pre-recorded message appears clearly on your screen and an audible tone is heard, telling you that the cleaning process is now completed. No guess work, you never over clean!

**3M Black Watch™ Head Cleaner Videocassette S VHS VHS.....\$19.95**

Once your VCR's head cold is cured, and the unit plays like new, consider using the finest videocassette you can buy—the **3M Black Watch™ T120 Hi Pro VHS 4410 Videocassette**. The 4410 is the highest performing videocassette available today for use with all standard format VHS recording hardware!

Here's what you hear and see....A sharp, clear picture—brightest colors—freedom from streaks, flashes and snow—outstanding high-fidelity audio reproduction—optimum camcorder performance—maintains recording integrity. **3M Black Watch™** video tape is 100% laser inspected to guarantee surface smoothness and drop-out free performance.

**3M Black Watch™ T120 Hi Pro VHS 4410 Videocassette VHS.....\$8.00**

**CLAGGK INC. — 3M VHS Special Offer**  
P.O. Box 4099, Farmingdale, New York 11735

Yes, I like your offer and here is my order for 3M Black Watch™ products!

\_\_\_ 3M Black Watch™ Head Cleaner Videocassette (\$19.95 each) \_\_\_\_\_ \$

\_\_\_ 3M Black Watch™ T120 Hi Pro VHS 4410 Videocassette (\$8.00 each) \$ \_\_\_\_\_

Shipping and handling per order \$ **4.00**

Total Amount in U.S. Funds only \$ \_\_\_\_\_

New York State residents add local sales tax. Canadians add \$6.00 per order. No foreign orders. Do not send cash.

Bill me  VISA  MasterCard Expire Date \_\_\_/\_\_\_/\_\_\_

Card No. \_\_\_\_\_

Signature \_\_\_\_\_

Name (Please print) \_\_\_\_\_

Address \_\_\_\_\_

City \_\_\_\_\_ State \_\_\_\_\_ ZIP \_\_\_\_\_

AMERICAN RELIANCE


# Introducing the AMREL Analog and Digital Power Supplies...

**EITHER CHOICE PLACES MORE FEATURES ON YOUR BENCH—SAVES YOU MONEY!**

**3 YEAR WARRANTY**



**2 YEAR WARRANTY**



## AMREL LPS-100 Series—For Performance That Sets New Industry Standards!

- Low Output noise rating less than 0.3mV.
- Line/load regulation rated at low 0.01% + 1mV.
- Transient response time of 50µ Sec.
- Overload protection.
- Output enable/disable
- Coarse and fine voltage/current adjustment.
- Auto series/parallel operations for triple output supplies.
- 3 year full warranty—not 1 or 2 years.

## AMREL LPS-300 Series—Offer Features And Prices That The Competition Can't Beat!

- Microprocessor controlled.
- User friendly keypad data entry.
- Low output noise rating less than 1mV.
- Line/Load regulation rated less than 2mV.
- Output enable/disable and Power—off memory.
- 2 year warranty.
- Optional RS-232 interface capability.

Model	LPS-101	LPS-102	LPS-103	LPS-104	LPS-105	LPS-106	LPS-301	LPS-302	LPS-303	LPS-304	LPS-305
Rating	30V/1A	30V/2A	30V/3A	+30V/1A -30V/1A 3-6.5V/3A	+30V/3A -30V/3A 3-6.5V/3A	60V/1A	15V/2A(H) 30V/1A(L)	15V/4A(H) 30V/2A(L)	30V/3A	+30V/1A -30V/1A 5V/2A	+30V/2.5A -30V/2.5A 3-3.5V/3A
Retail Price	\$195	\$225	\$295	\$395	\$495	\$245	\$249	\$299	\$369	\$399	\$599

**PR INT™**  
Product International Inc



**Call For Sale Price: 1-800-638-2020**



8931 Brookville Road • Silver Spring, Maryland 20910 • Fax: 800-545-0058 •

CIRCLE 150 ON FREE INFORMATION CARD

## CABLE TV DESCRAMBLERS

Best Prices in the U.S.A.! Guaranteed to Work!

**WE WILL BEAT ANY PRICE!**



JERROLD PANASONIC SCIENTIFIC ATLANTA PIONEER

### The Newest & the Latest

- DMTB-A - all Jerrold Impulse & Starcom series
- SA3-DFA - all Sci. Atlantas incl. 8536/+, 8580, Drop-field
- PN-3A - all Pioneer systems

ALSO FTB3, SA3, TZPC145G

FAST SHIPMENTS FREE CATALOG 30 DAY MONEY BACK GUARANTEE

**1-800-772-6244** M-F: 9-6 EST

U.S. Cable TV, Inc. Dept.: KPE064  
4100 N. Powerline Rd, Bldg. F-4 Pompano Beach FL 33073  
NO FLORIDA SALES!

Radiotelephone - Radiotelegraph

## FCC Commercial License

### Why Take Chances?

Discover how easy it is to pass the exams. Study with the most current materials available. Our Homestudy Guides, Audio, Video or PC "Q&A" pools make it so fast, easy and inexpensive. No college or experience needed. The new commercial FCC exams have been revised, covering updated Aviation, Marine, Radar, Microwave, New Rules & Regs, Digital Circuitry & more. We feature the Popular "Complete Electronic Career Guide" 1000's of satisfied customers **Guarantee** to pass or money back. Send for **FREE DETAILS** or call **1-800-800-7588**

WPT Publications  
7015 N.E. 61st Ave Dept. 10  
Vancouver, WA 98661

Name \_\_\_\_\_

Address \_\_\_\_\_

City \_\_\_\_\_ St. \_\_\_\_\_ Zip \_\_\_\_\_

**1-800-800-7588**

June 1994, Popular Electronics

**TOTAL COST FOR SHIPPING OF ANY ONE, OR AS MANY OF THE FOLLOWING ITEMS BY AIR MAIL IS \$15**



**ALL PRICES ARE IN US DOLLARS**

**LASERCOMS**

Communicate high quality audio or data on an IR laser beam. Circuitry employs FM techniques with a 200KHz carrier. The kit includes two PCBs (transmitter and receiver), all the on-board components, an electret microphone, a speaker, a 5mW-780nM laser diode, a suitable collimating lens, and the instructions. That's everything you need to make a high quality IR laser communications link which has been tested to over 300 metres. An optional relay (12V) makes this unit double up as a perimeter protection system. Relay activates when the beam is broken.


**\$39**

A similar kit which does not include the laser diode and the collimating lens, but is supplied with an IR LED instead, is also available. This kit produces identical results over a much shorter range of 3-4 metres. All that is necessary to demonstrate communications on a light beam, a light beam relay, and "fibre optic" cable communications. Fibre optic cable is not supplied.

**\$23**

12V relay suitable for use with either of the above: \$2 extra.

**PASSIVE NIGHT VIEWER**



This kit is based on a BRAND NEW monocular night vision scope which is completely assembled and requires an EHT power supply. The EHT power supply is provided in kit form, and is easy to build. The scope employs a high gain passive first generation image intensifier tube which is made in Russia. It will produce useful images in sub-moonlight illumination, and can be IR assisted in total darkness.

**\$240**

Available "Ready made" for an additional \$50

**IR BINOCULARS**



HELMET NOT INCLUDED

High quality helmet mount, ex-military binocular viewer. Will stretch and clip over most military and some lightweight constructors helmets. Note that the helmet is not provided. Self powered by one 1.5V, "C" size battery. Adjustable eyepiece and focus: from 1 metre to infinity. Requires IR illumination.

Limited stocks, at a CLEARANCE PRICE OF:

**\$220**

**MINIATURE FM TRANSMITTER**



Not a kit, but a very small ready made self contained FM transmitter enclosed in a small black metal case. It is powered by a single small 1.5V silver oxide battery, and has an inbuilt electret microphone. Specifications:

Tuning range: 88-108MHz; Antenna: Wire antenna attached; Microphone: Electret condenser; Battery: One 1.5V silver oxide LR44 / G13; Battery life: 60 hours; Weight: 15g; Dimensions: 1.3" X 0.9" X 0.4".

**\$26**


**INFRA RED FILTER**

A very high quality IR filter and a RUBBER lens cover that would fit over most torches including MAGLITEs and convert them to a good source of IR. The filter material withstands high temperatures and produces an output which would not be visible from a few metres away and in total darkness. Suitable for use with passive and active viewers.

**\$11**

For the filter and the rubber lens cover.

**INFRA RED TUBE AND SUPPLY**



These are the key components needed for making an INFRA RED NIGHT VIEWER. The tubes will convert infra red light into visible light on the phosphor screen. These are pre-focused tubes similar to type 6929. Do not require a focus voltage. All that is needed to make the tube operational is a low current EHT power supply, which we provide in kit form. Draws 20mA from a small 9V battery. INCREDIBLE PRICING:

**\$60**

For the image converter tube and an EHT power supply kit! All that is needed to make a complete IR night viewer is a lens, an eyepiece, a 9V battery, a case and a switch. We may have available some low cost lenses and ready made power supplies to suit.

**OATLEY ELECTRONICS**

P.O. BOX 89, OATLEY, SYDNEY, NSW, AUSTRALIA 2223

**PHONE ORDERS**

East Coast between 7 pm and 2 am  
West Coast between 4 pm and 11 pm

**011 61 2 5794985**

**FAX ORDERS**

**011 61 2 5707910**

Mastercard - VisaCard with Telephone or Fax Orders

International Bank Drafts and Money Orders with Mail Orders

If possible include contact phone and fax number

**FOTRONIC**  
QUALITY ELECTRONIC TEST EQUIPMENT

Sales • Service

• Specialists in - Fluke, Hewlett Packard, Tektronix

• NIST Traceable/Mil Spec 45662A Calibration Available

We buy surplus Electronic Equipment FAX your list!!!

**TECHNICAL SUPPORT**

**Oscilloscope Specials**

Tek 465	100 MHZ	\$489.00
Tek 465B	100 MHZ	\$589.00
Tek 475	200 MHZ	\$649.00
Tek 475A	250 MHZ	\$749.00

ALL EQUIPMENT SOLD WITH WARRANTY

For more GREAT VALUES Call, Write, or FAX  
P.O. Box 708, Medford, MA 02155

(617) 391-6858 FAX (617) 391-6903

**TONY TALLI'S ORIGINAL TELEVIEW DISTRIBUTORS**

WHERE OUR VALUED CUSTOMERS'

*BUSINESS*

IS HONESTLY APPRECIATED

**OUR PRICES**

**1 800 847 3773**

Call Us Today

90 DAY + GUARANTEE

SCIENTIFIC ATLANTA

JERROLD PIONEER

OAK HAMLIN



HRS. M - F 9-4 PST NO NV. SALES





**Forest  
Electronics  
Inc.**

**Are you overpaying . . .  
. . . your cable company?**


**You are if . . .  
. . . you are leasing their  
equipment.**

- Forest Electronic, Inc. offers a complete line of New Cable Equipment that is fully Compatible with your cable system.
- All systems come with: Remote Control, & Parental Guidance Feature. Volume Control is also available.
- All Equipment is fully guaranteed & comes with a 30 day money back option.

For More Information Call Us At:  
**800-332-1996**  
FAX: 708-860-9048

**\* THE BEST \*  
8085 MICROPROCESSOR  
TRAINING SYSTEM  
JUST GOT BETTER**

Are you interested in Single Board Computers and Microprocessor based systems? If the answer is yes and you want to know more about these fascinating subjects the PRIMER Trainer is the place to start. The PRIMER teaches more and is easier to use than other comparably priced trainers. The over 100 page Self Instruction manual takes you from binary number systems to processing interrupts. At the end of the manual are working examples of



using photocells, temperature sensors, making a waveform generator, programmable timer with alarm, and a new motor speed control lab using back EMF. The PRIMER comes with everything you need to start programming in machine language. Continue on to program in Assembler, Fort or BASIC with optional upgrade and software. Upgrade includes: RS232 serial port, a serial cable and, 32K of battery backed RAM.

THE PRIMER IS ONLY \$119.95 QUANTITY 1 IN KIT FORM. THE PRIMER ASSEMBLED & TESTED BY EMAC IS \$169.95. ORDER NOW AND RECEIVE ONE FREE POWER SUPPLY WHEN YOU MENTION THIS AD. PLEASE ADD \$5.00 FOR SHIPPING.


**EMAC, inc.**

618-529-4525 FAX: 457-0110 BBS: 529-5708  
P.O. BOX 2042 CARBONDALE, IL 62902

EASY TO FABRICATE  
DESIGNED FOR SMALL LOT  
PRODUCTION

**SHEET METAL BOXES FOR CONSTRUCTION**

ALL ITEMS STOCKED  
FOR QUICK DELIVERY  
SHEET METAL BOXES SHIPPED FLAT



**DUAL SLOPE  
METAL CABINETS**

MODEL	DESCRIPTION MAJOR DIM. SECONDARY DIM. W x D x H in (inches)	PRICE \$
DS-1	4 x 6 x 4 x 12 x 1.9 x 2.4 x 1.6	50.00
DS-2	6 x 8 x 4 x 12 x 1.9 x 2.4 x 1.6	63.25
DS-3	8 x 8 x 4 x 12 x 1.9 x 2.4 x 1.6	67.50
DS-4	10 x 6 x 4 x 12 x 1.9 x 2.4 x 1.6	71.50
DS-5	12 x 6 x 4 x 12 x 1.9 x 2.4 x 1.6	76.00
DS-6	18 x 6 x 4 x 12 x 1.9 x 2.4 x 1.6	89.00
DS-7	4 x 8 x 6 x 2 x 3.1 x 3.5 x 1.9	73.00
DS-8	6 x 8 x 6 x 2 x 3.1 x 3.5 x 1.9	78.00
DS-9	8 x 8 x 6 x 2 x 3.1 x 3.5 x 1.9	82.75
DS-10	10 x 8 x 6 x 2 x 3.1 x 3.5 x 1.9	87.75
DS-11	12 x 8 x 6 x 2 x 3.1 x 3.5 x 1.9	100.75
DS-12	18 x 8 x 6 x 2 x 3.1 x 3.5 x 1.9	100.75



PANELS ARE .063" ALUMINUM

**RACK CHASSIS**

MODEL	DESCRIPTION W x D x H (inches)	PRICE \$
1RU5	19 x 5 x 1.75	30.85
1RU7	19 x 7 x 1.75	33.10
1RU10	19 x 10 x 1.75	35.25
2RU5	19 x 5 x 3.5	33.10
2RU7	19 x 7 x 3.5	35.25
2RU10	19 x 10 x 3.5	37.50
3RU5	19 x 5 x 5.25	41.90
3RU7	19 x 7 x 5.25	44.10
3RU10	19 x 10 x 5.25	46.30



PANELS ARE .063" ALUMINUM

**METAL CABINETS**

MODEL	DESCRIPTION W x D x H (inches)	PRICE \$
MC-1A	4 x 3 x 2	16.50
MC-2A	6 x 3 x 2	18.75
MC-3A	8 x 3 x 2	20.95
MC-4A	4 x 4 x 3	18.75
MC-5A	6 x 4 x 3	20.95
MC-6A	8 x 4 x 3	23.18
MC-7A	4 x 7 x 4	20.95
MC-8A	6 x 7 x 4	23.18
MC-9A	8 x 7 x 4	25.75



PANELS ARE .063" ALUMINUM AND ARE FIELD REMOVABLE

**HEAVY DUTY  
RACK CHASSIS**

MODEL	DESCRIPTION W x D x H (inches)	PRICE \$
3RU7 HD	19 x 7 x 5.25	115.00
3RU10 HD	19 x 10 x 5.25	121.00
3RU14 HD	19 x 14 x 5.25	134.00
4RU7 HD	19 x 7 x 7.0	121.00
4RU10 HD	19 x 10 x 7.0	129.00
4RU14 HD	19 x 14 x 7.0	134.00
5RU7 HD	19 x 7 x 8.75	128.00
5RU10 HD	19 x 10 x 8.75	133.00
5RU14 HD	19 x 14 x 8.75	143.00

**SHEET METAL PUNCHES**

MODEL	HOLE SIZE & SHAPE	PRICE \$
PUNCH 1	3/8" ROUND	9.95
PUNCH 2	7/16" ROUND	9.95
PUNCH 3	1/2" ROUND	9.95
PUNCH 4	9/16" ROUND	12.95
PUNCH 5	5/8" ROUND	12.95
PUNCH 6	1 1/16" ROUND	12.95
PUNCH 7	3/4" ROUND	12.95
PUNCH 8	13/16" ROUND	12.95
PUNCH 9	7/8" ROUND	12.95
PUNCH 10	1" ROUND	13.95
PUNCH 11	1-1/16" ROUND	13.95
PUNCH 12	1-1/8" ROUND	13.95
PUNCH 13	1-3/16" ROUND	13.95
PUNCH 14	1-1/4" ROUND	14.95
PUNCH 15	1-3/8" ROUND	14.95
PUNCH 16	1-1/2" ROUND	16.95
PUNCH 17	1-5/8" ROUND	21.95
PUNCH 18	1-3/4" ROUND	24.95
PUNCH 19	2-5/8" ROUND	61.95
PUNCH 20	1 1/16" SQUARE	32.95
PUNCH 21	3/4" SQUARE	36.95
PUNCH 22	1" SQUARE	48.95
PUNCH 23	2 1/32" x 15/16" RECT.	48.95
*PUNCH 24	*THRUST RACES	10.95

**\$610.00**  
(shipped within  
48 states)



**BRAKE & SHEAR**

CUTS METALS, PLASTIC, ETC. TO .063" THICK AND  
7 7/8" WIDE AND BENDS UP TO 90°. GREAT SHOP TOOL.

**HAND TOOLS**

MODEL	DESCRIPTION	RANGE (mm)	PRICE \$
MD-1	MICRO REAMER	1.0-5.5	18.50
MD-2	REGULAR REAMER	3.0-12.0	26.00
MD-3	LARGE REAMER	10.0-25.0	48.00
RT-1	RETHREADER	3.0 x 0.5	10.50
AD-1	DRILL BIT ADAPTER FOR POWER SCREWDRIVER		6.50

**NEW FOR 1994**  
**RACKEM 'N' STACKEM™ SERIES**  
A NEW 1/2 RACK SYSTEM WITH ITS  
OWN TABLE-TOP RACK  
AVAILABLE IN CLEAR, BLACK AND  
GOLD FOR A GREAT PRESENTATION

ORDERS (800) 634-3457  
FAX ORDERS (800) 551-2749

Line will only be answered by our technician;  
if no answer, please try at another time  
OFFICE (702) 565-3400  
FAX (702) 565-4828

**SESCOM, INC.**  
2100 WARD DRIVE  
HENDERSON, NV 89015 USA



CALL OR WRITE FOR YOUR **FREE 24 PAGE CONSTRUCTOR'S CATALOG!**  
PREPAID ORDERS SHIPPED GROUND AT NO CHARGE (48 STATES)



CIRCLE 48 ON FREE INFORMATION CARD

www.americanradiohistory.com

June 1994, Popular Electronics

# EARN MORE MONEY!

## Be an FCC LICENSED ELECTRONIC TECHNICIAN!



Earn up to \$2000/Week and more!

Learn at home in spare time. No previous experience needed!

No costly school. No commuting to class. The Original Home-Study course prepares you for the "FCC Commercial Radiotelephone License." This valuable license is your professional "ticket" to thousands of exciting jobs in Communications, Radio-TV, Microwave, Maritime, Radar, Avionics and more...even start your own business! You don't need a college degree to qualify, but you do need an FCC License.

**No Need to Quit Your Job or Go To School**  
This proven course is easy, fast and low cost! **GUARANTEED PASS**—You get your FCC License or money refunded. **Send for FREE facts now. MAIL COUPON TODAY!**

### COMMAND PRODUCTIONS

FCC LICENSE TRAINING, Dept. 210  
P.O. Box 2824, San Francisco, CA 94126  
Please rush FREE details immediately!

NAME \_\_\_\_\_  
ADDRESS \_\_\_\_\_  
CITY \_\_\_\_\_ STATE \_\_\_\_\_ ZIP \_\_\_\_\_

## Professional Electronic Engineering Software

"Best bargain in the country"

### Linear AC/DC Circuit Analysis

Active & Passive cks. 50 nodes, 225 elements max. Models for active devices. Calc, Plot & Print AC voltages & currents. Calc DC current, voltage & power. More

### Linear Transient Circuit Analysis

10 Input Transients. Active, passive cks. 50 nodes, 225 elements max. Models for active devices. Calc, plot and print output Transient voltages. Calc dc current, voltage, pwr. more.

### Active Filters Design & Analysis

Design & Analyze active LPF, BPF, HPF & All pass filters. Calc, plot Mag/Phase. More.

### Transient System Analysis

Calc, plot transient response of system H(s). 14 Input Transients. Inverse Laplace. More

### Control Systems analysis

Calc and Plot Root Locus, Nyquist, Bode of any H(s). Determine gain and Phase Margins /stability. More

### Mag & Phase Graphics

Calc, plot mag/ phase of H(s). more

### Function Graphics

Calc, plot, edit any of 87 common math functions as desired. More.

### Data Graphics


Plot up to 400 data points in 9 formats. Linear, log, semi, etc.more

### Polynomial Operations

Calc Roots, Product & Coefficients.

### New! Circuit Schematic Draw: Both Stand-alone & Integrated

Cut, Copy, Move, Merge, Check, Grid, Label, List, 128 symbols, 300 elements, more...



Extremely Easy to use PC AT, DOS, EGA/VGA

Dot Matrix/Laser/Mouse Support

Outstanding Graphics & Menus

200 page User's Manual Included

100% Satisfaction Guaranteed

Introductory Offer: 9-program package (without Schematic Draw) \$79.99

Complete 10-program package (with Schematic Draw) \$129.99

Visa/MC accepted. Add \$5.95 for shipping. CA add 7.25% Tax

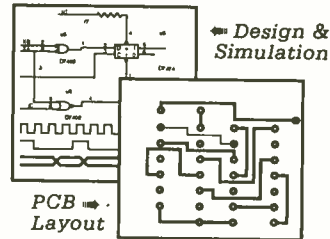
To order or info call 1(800)645-6806 or send check or money order to:

Geoban Engineering, PO Box 658, Ridgecrest, CA 93556

## Low Cost CAD Software

for the IBM PC and Compatibles

## Now for DOS and Windows™



- ★ Easy to use schematic entry program (SuperCAD) for circuit diagrams, only \$99. Includes netlisting, bill of materials, extensive parts libraries, dot matrix printer output. More parts, HPGL plotter and laser printer output available separately or in enhanced CAD package (SuperCAD+) for only \$199. New Windows version available.
- ★ Powerful, event-driven digital simulator (SuperSIM) allows you to check logic circuitry quickly before actually wiring it up. Works directly within the SuperCAD editor from a pull-down menu and displays results in "logic analyzer" display window. Starting at \$99, this is the lowest cost simulator on the market. Support for PALs, a larger library, and a separate interactive logic viewer are available in full-featured SuperSIM+ for only \$399. Library part models include TTL, CMOS and ECL devices. New Windows version available.
- ★ Circuit board artwork editor and autorouter programs, starting at \$99 each. Produce high quality artwork directly on dot matrix or laser printers. Separate plotter driver available for \$49. You can do both single or double-layer boards with plated through holes. Includes drill hole listing utility. Autorouter accepts netlists and placement data directly from the SuperCAD schematic editor.
- ★ All software comes with complete documentation and 30-day money-back guarantee.

Write or call for further information and free demo disks:

### MENTAL AUTOMATION, INC.

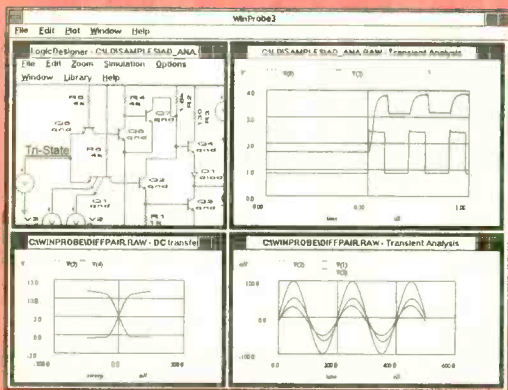
Mental Automation, Inc.  
5415 - 136th Place S.E.  
Bellevue, WA 98006

(206) 641-2141  
FAX (206) 649-0767



**Powerful Integrated Digital and Analog (Berkeley Compatible Spice)  
Circuit Design and Simulation Software for Microsoft Windows™ (network compatible)**

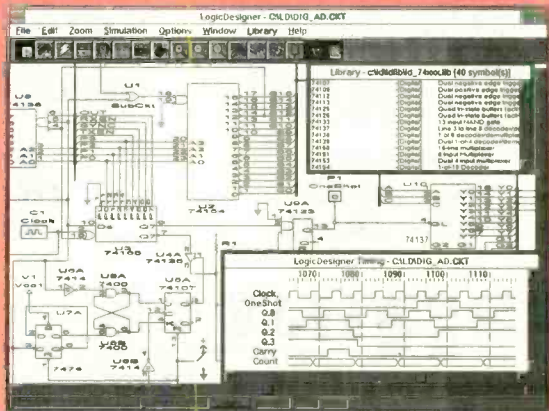
**Includes 4 Integrated Modules: LogicDesigner + WinSpice3 + WinProbe3 + SymbolEditor**



Comes with a Spice library plus 5 more libraries of active digital devices CMOS, 74xxx, 74xxx, ALUs, counters, MUX, FFs etc. Plus a passive symbol library of microprocessors and more. Use the symbol library editor to design your own symbols and symbols for subcircuits, true bussing, buss pins can be assigned a unique name, parts billing list, legends, nested subcircuits for hierarchical top down or bottom up design, checks fan out violation and electronic rules, device unit numbers/chip pinouts automatically added as per data books, spice netlist generation, continuous zoom in/out, cut/copy/paste, multiple rotatable fonts, rotatable symbols, multipage zoomed in/out printouts to any windows printer/plotter.

**LogicDesigner Digital Simulation/Schematic Capture Module**

Interactive digital simulation and schematic capture, with glitch detection, single step mode, variable speed simulation, printable timing diagram output, truth table generation, binary to 7 segment displays, hex keypads, clock sources, logic probes. Built in logic analyzer can be set up to generate breakpoints during simulation from user defined AND/OR combinations of circuit signals and sequential events to help debug circuit timing/logic/race conditions. Simulates tri state, open collector & don't care logic, RAM/ROM, one shot, carry look ahead, shift reg, pull up/down.



**WinSpice3 Simulator & WinProbe3 Data Analyzer Modules**

DC, AC, Transient, pole-zero, noise, sensitivity and transfer function analysis. Spice library includes MOSFET, MESFET, GaSFET, BJT, DIODE, controlled, independent, dependent and arbitrary sources, transmission lines, current and voltage controlled switches, more. Each with user modifiable models. Plots linear, logarithmic, smith chart type plots, more. Multiple plot windows. Zoom in/out on plot waveforms. Plots math expressions using plot variables as arguments: Ex: plots COS(V(1)/V(2)\*10), derivatives, + more.

\$69.00 (one month only!!! reg \$179.99)  
(Univ & student pricing avail) VISA/Mastercard

**ISLAND LOGIX INC.**

IRIE MAN  
920 South West 95 Terrace  
Pembroke Pines, Florida 33025 U.S.A.  
PH/FAX: (305) 435-7665



CIRCLE 51 ON FREE INFORMATION CARD

*Serving the public since 1981*

**XANDI Electronics**  
201 E Southern #111, Tempe AZ 85282

**SATISFACTION GUARANTEED!**

**BUY WITH CONFIDENCE FROM XANDI**

- 30-DAY REFUND POLICY
- NEW TELEPHONE TECH SUPPORT NUMBER (602-894-0992)

Smallest FM transmitter anywhere!  
• Tunable 88-108 MHz.  
• Powerful 2 stage audio amplifier.  
• Sensitive, picks up sounds at the level of a whisper.  
• Up to 1 mile range.

**XST500 SUPER-MINIATURE FM TRANSMITTER**  
World's smallest FM voice transmitter. Use with any FM broadcast receiver. Easy to assemble, all chip (SMT) parts are pre-assembled to the circuit board.  
**XST500(E-Z) Kit ..... \$44.95**

• Transmits both sides of phone conversation.  
• Adjustable from 88-108MHz.  
• Works with any FM broadcast receiver.  
• Up to 1 mile range.  
• Turns off when phone is not in use to extend battery life.

**XTT100 LONG RANGE PHONE TRANSMITTER**  
Similar to our very popular XSP500, the XTT100 is battery powered for maximum range. It plugs into any phone jack and transmits all calls on that line.  
**XTT100(C) Kit ..... \$32.95**

**XLC900 800-950 MHz SCANNER CONVERTER KIT**  
If your scanner can receive 400-550 MHz, just add the XLC900 for uninterrupted 800-950 MHz coverage. It converts all 800-950 MHz signals down to 400-550 MHz so your scanner can receive them! Add our custom case and knob kit for that "professional" look.  
**XLC900 Kit ..... \$49.95**  
**XLC-Case Kit ..... \$13.95**

• Smallest Phone transmitter anywhere!  
• Tunable 88-108 MHz.  
• No batteries required, powered by phone line.  
• Up to 3/4 mile range.  
• Attach to phone line anywhere in house, even inside phone.

**XSP250 SUPER-MINIATURE PHONE TRANSMITTER**  
World's smallest FM phone transmitter. Use with any FM broadcast receiver. Easy to assemble, all chip (SMT) parts are pre-assembled to the circuit board.  
**XSP250(E-Z) Kit ..... \$34.95**

• Super sensitive, hear every sound in a house!  
• Powerful 2 stage audio amp.  
• Use with any FM broadcast receiver.  
• Up to 1 mile range.  
• Powered by 9V battery.

**XFM100 MINIATURE FM TRANSMITTER**  
The XFM100 has a super sensitive microphone and is capable of picking up sounds at the level of a whisper and transmitting them to any FM broadcast receiver.  
**XFM100(C) Kit ..... \$32.95**



• Digital voice changing: male to female, female to male, adult to child, child to adult.  
• 16 levels of voice masking  
• Button for normal operation.  
• Complete anonymity on all calls

**TRANSITION 2000 VOICE CHANGING TELEPHONE**  
STOP THOSE ANNOYING PHONE CALLS! Sound older and tougher when you want to. Not a kit, fully assembled. Single line phone operation only.  
**TRANSITION 2000 ..... \$89.95**

• Transmits a continuous beeping tone.  
• Adjustable from 88-108 MHz.  
• Up to 1 mile range.  
• Works with any FM broadcast receiver.  
• Operates at battery voltages of 3 to 10 volts.

**XTR100 TRACKING TRANSMITTER**  
Measuring .7 by 2.4 inches, the XTR100 is ideal for use in locating lost model rockets, bicycles, automobiles, games of hide-and-seek, and contests.  
**XTR100(C) Kit ..... \$43.95**

**XLA1000 AMPLIFIER KIT**  
Designed to help scanners with poor sensitivity pull in those weak signals. Includes on/off/pass switch for returning to normal operation and front panel gain control. Add our custom case and knob kit for that "professional" look.  
**XLA1000 Kit ..... \$24.95**  
**XLA-Case Kit ..... \$13.95**

• Digital voice changing: male to female, female to male, adult to child, child to adult.  
• Use with any modular phone.  
• Connects between handset and phone.  
• 16 levels of voice masking.

**TRANSITION 2001 VOICE CHANGING Accessory**  
STOP THOSE ANNOYING PHONE CALLS! Sound older and tougher when you want to. Use with single or multi-line phones. Not a kit, full assembled.  
**TRANSITION 2001 ..... \$59.95**

• Uses sensitive microwave transistor amplifier.  
• Covers 1 to 2000 MHz.  
• Compact hand held unit.  
• Uses Miniature loudspeaker (not included) for audio indication of detected signals.

**XBD200 SUPER SENSITIVE BUG DETECTOR**  
When the XBD200 intercepts a signal in the 1 to 2000 MHz range, it emits a growl that increases to a high pitched squeal as the signal strength increases.  
**XBD200(C) Kit ..... \$49.95**



Master Card VISA WE ACCEPT VISA, MC, MO, COD ASK FOR FREE CATALOG OF ALL OF OUR PRODUCTS

**TOLL FREE ORDER LINE 1-800-336-7389**


SEND MAIL ORDERS TO: XANDI ELECTRONICS BOX 25647 TEMPE, AZ 85285-5647

CIRCLE 134 ON FREE INFORMATION CARD

June 1994, Popular Electronics

# LOWEST SCOPE PRICES GUARANTEED!!!

KENWOOD




**Model CS-4025**  
REG. \$559.00  
SALE \$389.95

Hitachi



**Model V-212**  
REG. \$560.00  
SALE \$409.95

BK PRECISION  
MAXTEC INTERNATIONAL CORP.



**Model 2120**  
REG. \$549.00  
SALE \$CALL

**PRINT**™



Products International

8931 Brookville Rd, Silver Spring, MD 20910  
800-638-2020 \* 301-587-7824 \* FAX 800-545-0058

Test Instruments, Equipment and Tools, Training and Supplies for Electronic Maintenance and Repair

NEW 84 PAGE CATALOG!!!  
Call Today For Your FREE Copy  
Of The 1994 Print Test  
Equipment Catalog!

TOLL FREE  
800-638-2020

WE MAKE ORDERING SIMPLE!



CIRCLE 46 ON FREE INFORMATION CARD

## PE MARKET CENTER CLASSIFIEDS

### PLANS-KITS-SCHEMATICS

**BUILD — FIVE-digit, ohms, capacitance, frequency, pulse, multimeter.** Board and instructions \$9.95. Bagnall Electronics, 179 May, Fairfield, CT 06430.

**ALL-IN-ONE catalog. AM/FM/ham/spy, transmitters/amplifiers, voice disguisers, de-scramblers, audio/TV/science projects.** Start your own licensed/unlicensed radio station, books/plans/kits for import and export. 60 mouth-watering pages for \$1.00. **PAN-COM INTERNATIONAL**, PO Box 130-H6, Paradise, CA 95967.

**FM STEREO TRANSMITTER** kit broadcasts any audio signal to FM stereo radios throughout your home. Uses unique BA1404 IC. Complete kit: PC board/components — \$24.00. Visa/MC. **TENTRONIX**, 3605 Broken Arrow, Coeur d'Alene, ID 83814. (208) 664-2312.

**TIRED OF IRONING?** Prototype service for hobbyists & engineers. Single/small quantity ss PCB's. No setup fee. \$10.00 minimum, most boards \$25.00. We scan magazine artwork free! Get out your back issues! **FIRST PROTO**, (407) 392-8677.

**RADON GAS DETECTOR.** Monitors level continuously. Plans, \$19.95. Kit, \$69.95. Assembled and tested unit, \$139.95. **ELECTROMAN**, Box 24474, New Orleans, LA 70184. (504) 482-3017.

**HIGH VOLTAGE PROJECT MANUAL II**, Tesla, Odin, Spark, Pulsed Induction, Jacobs Ladder, unique high voltage experiments, \$10.00 postpaid, catalog \$1.00, Lambda Publishing Group, Box 1894, Lawrence, KS 66044-8894.

### Prototype it..... FAST!

with ProtoQuick 8051 or Z8

- Complete single board computer
- Up to 32K EPROM and 8K RAM
- 12 sq. in. plated-through proto area
- RS232 C serial port w/ 2825 chips
- Op. sys. in EPROM w/ source code
- Assembled - ready to run - 5v only
- MS-DOS cross assembler included

ProtoQuick Z8 and 8051  
**\$99.00** each

Run prototype applications or experimental hardware from the serial port - WITHOUT PROGRAMMING!

Software Science  
1730 Macomber Road  
Cincinnati, OH 45244 USA  
(513) 561-2060

**HOBBYISTS! FREE catalog!** Soldering equipment, magnifiers, motors, switches, more! Gallimore Electronics, Box 70150-K, San Diego, CA 92167.

**SILENT SAM** Turn signal reminder. Patented. Best reminder yet. Doesn't bug you. Sounds briefly at intervals IF you forget to cancel. Complete kit \$15.00, Visa/MC. 1 (800) 398-5605 free flyer. Silent Sam, 1627 Basil Dr., Columbus, OH 43227.

**EVERYTHING YOU EVER WANTED** in one catalog! Plans, kits, surveillance, radio, etc. Send \$1.50 (refundable) **NEUTRONICS**, 4 Croydon Ct., Englishtown, NJ 07726.

**NINE BAND** shortwave receiver kit. See March 1994 Popular Electronics \$59.95 plus \$3.75 shipping ch/mo to Dan's Small Parts and Kits, 1935 So. 3rd. West #1, Missoula, MT 59801. Cat. 2 stamps.

**MEMORY METER.** Give any voltmeter data storage capabilities. Analog or digital. Free information. SASE: Suite 315, 5840 Red Bug Lake Road, Winter Springs, FL 32708. Or call (407) 228-6904.

### SURVEILLANCE

& COUNTERSURVEILLANCE Electronic Devices

Bugging/Phone Tapping Detectors • Caller ID • Covert Video  
• Phone Scramblers • Voice Changers • Shotgun Mics • Vehicle  
Tracking • Transmitter Kits • Locksmithing • AND MORE!

7-Hour Telephone Recording System

Types phone calls automatically. \$125.00

FOR CATALOG SEND \$5.00 TO...

**BDE** P.O. Box 337, Buffalo, NY 14226 (716) 691-3476

**PROJECTS. \$2.00** gets flyer, 100 piece grab bag. Lynn Johnson Electronics, Box 51268, San Jose, CA 95151-1268.

**MINI-FM transmitter.** Buy parts at Radio Shack. Complete plans \$3.00. Lynn Johnson Electronics, Box 51268, San Jose, CA 95151-1268.

**3-D IMAGING** plans (surround sound) works with two speakers. Send \$14.95 to: Innovative Audio, 114 Smithfield Dr., Endicott, NY 13760.

**ELECTRIC DOG DOOR**, entrancing LED clock, cool rocket launcher, computer clocks, awesome phones, plans, kits and more. **FREE CATALOG**, **CAMPBELL ENTERPRISES**, 27955 Terrace PE6, North Olmsted, OH 44070.

**RECORD EVERY** thing said on your phone with this unique **telephone recording system**. The simplest plans to follow. Small micro device, easy to build, \$10.00. S.E. Clegg, 317th MtCo., Box 1577, Unit 27943, APOAE 09222.

**TELEVISION ANTENNAS.** Build your own from common materials. Plans and design information \$5.00. ORC, Box 584, Winchester, KY 40392.

# Don't Despair...REPAIR!

Here's how to troubleshoot and repair your electronics successfully!

## You Can Be Your Own Repair Expert!

For VCRs, camcorders, audio equipment, TV equipment, computer hardware, office equipment, home appliances, automobile electronics, and outdoor equipment.

- Pinpoint and analyze problems quickly.
- Successfully complete repairs with hands-on troubleshooting instructions.
- Become skilled understanding flowcharts and schematic diagrams.
- Confidently use test equipment such as oscilloscopes, frequency counters, and video analyzers.
- Keep your equipment in top condition with effective preventive maintenance techniques.

## Continue to Broaden Your Repair Expertise!

You'll receive quarterly supplements, up to 160 pages, with new step-by-step repair and maintenance instructions, valuable schematics and new repair techniques. Learn how to repair a growing variety of appliances with hands-on repair projects that will keep you up-to-date with later models and technology. You'll be thrilled with your ability to repair a growing list of electronic equipment! Supplements may be returned or cancelled at any time.

**SAVE \$10**

Call our toll-free number, pay by credit card, and mention this ad. We'll deduct \$10!

We'll also waive shipping and handling.

**Order today for your 30-day, no-risk review of The Electronics Repair Manual.**

**For Faster Service Call TOLL-FREE  
1-800-222-WEKA  
Or Fax To: 1-203-622-4187**

CIRCLE 133 ON FREE INFORMATION CARD



## One Source For All Your Repair Needs!

Better organized than a magazine, more current than a book.

- 900-page manual
- easy-to-follow, detailed instructions
- trouble analysis flowcharts
- safety precaution checklists
- comprehensive replacement parts list
- directory of manufacturers



**Order your copy today!**

### MONEYBACK GUARANTEE

There's no risk in trying the **ELECTRONICS REPAIR MANUAL** to see if it's right for you. If you are not delighted, simply return the manual after the 30-day trial period and receive a prompt refund.



97 Indian Field Rd.  
Greenwich, CT 06830

**YES!** Please rush me a copy of the new Electronics Repair Manual for only \$59.95 + \$5.50 shipping and handling. I understand that if I am not satisfied I may return the manual within 30 days for a complete refund. Supplements are sent quarterly for 25¢ per page (never more than \$30) and may be returned or cancelled at any time.

My payment is enclosed  Bill me later  
 Charge my  Visa  MasterCard

Acct. No. \_\_\_\_\_ Exp. Date \_\_\_\_\_

Signature \_\_\_\_\_

Phone (\_\_\_\_) \_\_\_\_\_ Signature and phone number are required for all orders.

Name \_\_\_\_\_

Address \_\_\_\_\_

City \_\_\_\_\_ State \_\_\_\_\_ Zip \_\_\_\_\_

All payments must be in U.S. funds. Canada add \$10. All other countries add \$15. CT residents add 6% sales tax.

Mail to: WEKA Publishing, 97 Indian Field Rd.,  
Greenwich, CT 06830 400073

# Put an electronics lab in your computer with CircuitMaker

## Need to debug?

With the exclusive CircuitMaker Trace feature, the state of every node is indicated in color as the simulation runs.

## Test equipment provided!

The data sequencer can produce streams of up to 1024 eight-bit words. The logic probe and scopes monitor waveforms. You can even set breakpoints!

## Make your own fully functional devices!

The unique CircuitMaker macro feature enables you to create, save and reuse your own customized IC's and devices. With CircuitMaker, creating your own functional device library is a quick and easy task!

## Never burn out another device!

CircuitMaker's parts are indestructible. Included with the program are libraries containing TTL, CMOS and generic devices, all with programmable propagation delays. Also included are many powerful I/O devices.

## Layout and design is fast and easy!

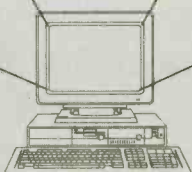
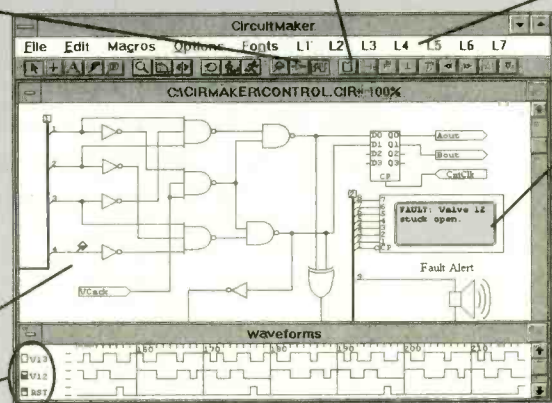
Advanced features like device rotation, functional page connectors, busses, smart wires and rubberband moves make CircuitMaker easy to learn and use. No special computing skills are needed.

## Your satisfaction is guaranteed!

We're so sure CircuitMaker will win you over, that we are offering a no-risk guarantee. If you're not delighted with CircuitMaker, just return it within 30 days of your purchase. The purchase price will be fully and cheerfully refunded.

## Unlimited experimenting!

CircuitMaker provides you with a safe, cost effective, computerized electronics lab, where circuit design and digital simulation is fast and easy. With CircuitMaker, you can expand your understanding and unleash your creativity.



**Macintosh version**  
Mac Plus or greater.  
System 6, 7 and A/UX.

**Windows version**  
IBM compatible running  
Windows 3.1 or greater.

All trademarks are the property of their owners.

**FREE FUNCTIONAL DEMO VERSION**  
available on Compaq or 510 s&h for demo disk

**CALL 1-800-419-4242**

MicroCode Engineering  
1943 N. 205 W. Orem, UT 84057  
Fax orders to (801) 226-6532  
Phone (801) 226-4470

**Only \$199**  
plus shipping



**Model 1010 Synthesized Digital Sweep/Function Generator \$289**

- .1 Hz to 8 MHz sawtooth and ramp
- DC to 8 MHz square and sine wave
- AM and FM modulation
- ±25 ppm frequency accuracy
- Log or linear frequency sweeping with auto/patic or user programmed markers
- Programmable Pulse width and repetition rate. Programmable burst mode
- 10 year nonvolatile memory storage of up to 100 user programmable setups

Options: RS-232 remote, ±2 ppm accuracy, rechargeable battery operation, 30 day trial, 1 year factory parts and labor, price and availability subject to change w/o notice.

**Videospectra**  
P.O. Box 755 Agoura, CA 91301  
(818) 889-9072 **(800) 835-8335**  
FAX (818) 889-9085

# The Time Has Come...



...to send for the latest copy of the free Consumer Information Catalog.

It lists more than 200 free or low-cost government publications on topics like money, food, jobs, children, cars, health, and federal benefits.

Send your name and address to:

**Consumer Information Center  
Department TH  
Pueblo, Colorado 81009**

## MEMBRANE SWITCH KITS!

These highly durable water resistant flat-panel keypads can be assembled in minutes with YOUR legend! Available in 4, 12, 16, 24 & 40 Key models. Steel "clickdomes" optional. Connector and bezel included.



**INDUSTRIAL GRADE!**

Call for free brochure:

Sil-Walker 880 Calle Plano, Unit N,  
Camarillo, CA 93012  
(805) 389-8100 FAX (805) 484-3311

## EPROM+ PROGRAMMING SYSTEM USES PARALLEL PORT

**EPROMS** (24,28,32 & 40 PIN\*) PLUS 27CXXX 1702\*, 2708, 1M52716\*, 32,32A,64,64A,128,128A 256,512,513,011,010,101,1001,1000,1024,210,020 2001,220,2048,4001,040,240,4096,25XX,68764/66  
**FLASH EPROMS** 28F256, 28F512, 28F010 28F020, 29C257, 29C010, 29F010  
**EEPROMS & NVRAMS** (18,24 & 28 PIN+CXX) 2210,2212,2804,2816,2816A,2817,2864,2865,28256 28C010, DS1220, DS1225, DS1230  
**SERIAL EPROMS\*** (8 & 14 PIN PLUS CXX) 1K1400, M58657, 2401,02,04,08,16,2444,59C11 9306, 46, 56, 66, 8572, 82, 92  
**BIPOLAR PROMS\*** (16 THROUGH 24 PINS) 74SXXX AND 82SXXX FAMILY  
**MICROCONTROLLERS\*** 8741, 42, 48, 49, 8751 C51, 8752, 87C52, 87C5XX, 87C751, 87C752, 68705 68HC705, 68HC711E9, PIC16C5X, TMS7742  
\*ADAPTER REQ'D - DIAGRAMS INCLUDED  
**SOFTWARE** - READ, VERIFY, PROGRAM, COPY DISK FILE LOAD/SAVE, CHECKSUM, FULL SCREEN BUFFER EDITOR W/20 COMMANDS, READS HEX, S-RECORD AND BINARY FILES, FAST DEVICES PROGRAM IN UNDER 60 SEC, RUGGED (8"X7"X3") ENCLOSURE, W/HANDLE, MADE IN USA - 1 YEAR WARRANTY



**SYSTEM INCLUDES:**  
PROGRAMMING UNIT  
PRINTER PORT CABLE  
POWER PACK, MANUAL  
AND SOFTWARE.

**\$289**

ADD \$5.00 SHIPPING  
\$5.00 C.O.D.  
VISA/MASTERCARD

**ANDROMEDA RESEARCH, P.O. BOX 222, MILFORD, OH 45150**  
(513) 831-9708 FAX (513) 831-7562

# ALFA ELECTRONICS

HIGH QUALITY TEST EQUIPMENT  
BEST PRICE



## DMM 89 \$199.95

**Most Advanced DMM**  
*All Purpose & Communication*  
-80.7 to 81.4 dBm with 4Ω-1200Ω  
20 reference impedances  
True RMS  
Frequency counter 0.01Hz-10MHz  
Capacitance: 1pF-50,000μF  
Measure AC volt to 20kHz  
5000 counts, 0.1% accuracy  
Auto/manual range, fast bar graph  
Min/Max/Ave/DH/Relative/Zoom  
Auto power off  
Input warning  
Splash proof  
Volt, amp, ohm, logic, diode, continuity  
Ruggedized case  
Rubber holster included



## DMM 2360 \$119.95

**DMM+LCR Meter**  
*Very Versatile DMM*

Inductance: 1μH-40H  
Capacitance: 1pF-40μF  
Frequency 1Hz-4MHz  
Temperature: -40-302 °F  
TTL Logic Test 20MHz  
Diode, Continuity  
Volt, Amp, Ohm  
3999 count display  
Peak Hold  
Auto power off  
Ruggedized case  
Rubber Holster \$8.00  
Temperature probe \$7.00



## DMM 21 \$74.95

Inductance: 1μH-40H  
Capacitance: 1pF-200 F  
Frequency: 1Hz-1MHz  
Volt, amp, ohm, diode, continuity  
3999 count display  
TTL logic, HFE  
Peak hold  
Ruggedized case  
Rubber holster \$8.00

Full line of DMMs, economy, compact, ruggedized, solar cell, automotive, heavy duty, industrial, starts from \$15.95

Fluke Multimeter	
Fluke 12	\$84.95
Holster C-10	\$10
Fluke 70 II	\$67.5
Fluke 73 II	\$94
Fluke 75 II	\$129
Holster C-70	\$16
Fluke 77 II	\$149
Fluke 79 II	\$169
Fluke 29 II	\$169
Fluke 83	\$225
Fluke 85	\$259
Fluke 87	\$287
Fluke 97	
Scope Meter	\$1785




## LCR Meter 131D \$229.95

**Most Advanced LCR**  
Dual display: L/Q or C/D  
Inductance: 0.1μH-1000H  
Capacitance: 0.1pF-10,000μF  
Impedance: 1mΩ-10MΩ  
0.7% basic accuracy  
Dissipation factor & Q factor  
Serial & parallel mode  
Relative mode for comparison and to remove parasitics  
Statistics, tolerance  
Best for design, incoming testing & production  
SMD and chip component test probe \$25.00



## LCR Meter 814 \$189.95


**Best Resolution LCR**  
Inductance: 0.1μH-200H  
Capacitance: 0.1pF-20,000μF  
Resistance: 1mΩ-20MΩ  
1% basic accuracy  
Dissipation factor indicates leakage in capacitor and Q factor in inductor  
Zero adjustment to reduce parasitics from test fixture  
Best for high frequency RF and surface mount components.  
SMD and chip component test probe \$25.00, Deluxe carrying case \$5.00



## Frequency Counter FC-1200 \$129.95

Frequency: 0.1Hz-1.25GHz  
Display: 8 digit LCD  
Period: 0.1μs-0.1s  
Records: Max/Min/Average  
Data hold, relative mode  
Telescoping antenna \$8.00  
Deluxe case \$5.00

Also Available:  
AC/DC clamp meter, Light meter, Thermometer, pH meter, High voltage probe, Digital caliper, Anemometer, Electronic scale, Force gauge, Tachometer, Stroboscope, Humidity & EMF adapter, Sound level meter, Frequency counter, SWR/field strength/power meter, Dip meter




## 20 MHz Oscilloscope with Delay Sweep PS-205 \$429.95

Dual Trace, Component test, 6" CRT, X-Y Operation, TV Sync, Z-Modulation, CH2 Output, Graticule Illum, 2 probes each has x1, x10 switch. Best price with delay sweep.  
PS-200 20 MHz DUAL TRACE \$339.95  
PS-400 40 MHz DUAL TRACE \$494.95  
PS-405 40 MHz DELAY SWEEP \$569.95  
PS-605 60 MHz DELAY SWEEP \$769.95  
Scope Probe: 60MHz x1, x10 \$13, 100MHz x1, x10 \$22


## 20 MHz Digital Storage Oscilloscope DS-203 \$729.95

Switchable between digital and analog modes  
2 K word per channel storage  
Sampling rate: 10 M sample/sec  
8 bit vertical resolution (25 Level/div)  
Expanded Timebase 10ms/div - 0.5 s/div.  
Refresh, Roll, Save all, Save CH2, Pre-Trig  
Plotter Control  
250MHz x1, x10 \$29, 250MHz x100 \$39




## DC Power Supply PS-303 \$159.00

0-30 VDC, 0-3A output  
Constant voltage & constant current mode  
0.02% + 2mV line regulation  
0.02% + 3mV load regulation  
1 mVrms noise and ripple  
Short circuit and overload protected  
PS-8200 with digital voltmeter \$179.00  
Also available: 30V/5A, 60V/3A, 60V/5A  
16V/10A, 30V/10A



## DC Power Supply Triple Output PS-8202 \$499.95

Two 0-30 VDC, 0-3A outputs  
One fixed 5VDC, 3A output  
Capable of independent or tracking operation  
Constant voltage and constant current mode  
Four digital meters for volt and current display  
Excellent regulation and low ripple  
Short circuit and overload protected  
Also available: 30V/5A triple output \$549.95  
Dual tracking 30V/3A, 30V/5A, 60V/3A, 60V/5A



## RF SIGNAL GENERATOR SG-4160B \$119.00

100 kHz-150MHz sinewave in 6 ranges  
RF Output 100mVrms to 35 MHz  
Internal 1kHz, External 50Hz-20kHz  
AM modulation  
Audio output 1 kHz, 1 Vrms



## RF SIGNAL GEN./COUNTER SG-4162 AD \$229.95

Generates RF signal same as SG-4160B  
Frequency counter 1Hz - 150 MHz for internal and external source  
Sensitivity <50mV

## AUDIO GENERATOR AG-2601A \$119.00

10Hz - 1MHz in 5 ranges  
Output: 0.8Vrms sinewave  
0-10Vp-p squarewave  
Synchronization: ±3% of oscillation frequency per Vrms  
Output distortion:  
0.05% 500Hz - 50kHz  
0.5% 50Hz - 500kHz  
Output impedance: 600 ohm

## AUDIO GEN./COUNTER AG-2603AD \$229.95

Generates audio signal same as AG-2601A  
Frequency counter 1Hz-150MHz for internal and external sources  
Sensitivity <50mV

## FUNCTION GENERATOR FG-2100A \$169.95

0.2 Hz - 2 MHz in 7 ranges  
Sine, square, triangle, pulse and ramp  
Output: 5mV-20Vp-p  
1% distortion, DC offset ± 10V  
VCF: 0-10V control frequency to 1000.1

## FUNCTION GEN./COUNTER FG-2102AD \$229.95

Generates signal same as FG-2100A  
Frequency counter 4 digits  
Feature TTL and CMOS output  
**SWEEP FUNCTION GEN./COUNTER \$329.95**  
0.5Hz to 5 MHz in 7 ranges  
Sweep: Linear 10:1/Log 10:1 20ms to 2s  
AM Modulation  
Gated Burst, Voltage Control  
Generator Control Voltage & 6 digit counter  
1Hz-10MHz for internal & external sources

**ALFA ELECTRONICS**

741 Alexander Rd., Princeton, NJ 08540

(800) 526-2532/(609) 520-2002 15 DAY MONEY BACK GUARANTEE. 1 YEAR WARRANTY

FAX:(609) 520-2007

CALL OR WRITE FOR FREE CATALOG AND BEST OFFER.

Visa, Master Card, American Express, COD, Purchase Order Welcome

CIRCLE 26 ON FREE INFORMATION CARD

# JAN Crystals

## FREE 1994 Catalog of General Purpose Crystals Now Available

### FOR FREQUENCY CONTROL:

FUNDAMENTAL MODE CRYSTALS  
1.001-30.0 MHz  
HC6/U, HC33/U HOLDERS **FROM \$11.00**

FUNDAMENTAL MODE CRYSTALS  
2.0-30.0 MHz  
HC25/U, HC18/U MINIATURE  
HOLDERS **FROM \$11.00**

THIRD MODE CRYSTALS  
18-75. MHz  
ANY HOLDER **FROM \$11.00**

FIFTH MODE CRYSTALS  
52-125. MHz  
ANY HOLDER **FROM \$13.00**

SEVENTH MODE CRYSTALS  
110.5-150. MHz  
ANY HOLDER **FROM \$18.00**

*Quantity Prices Available  
On Request*

### FOR MICROPROCESSORS:

*...low E.S.R....close tolerance...long-term stability...  
frequency deviation from 0° to 70°C max. ± 100 PPM...  
tolerance at 25° ± 50 PPM.*

HC49/U  
3.0-3.5 MHz ..... \$5.00  
3.5-18.432 MHz ..... \$5.00  
19.6608-24. MHz ..... \$5.00

*When Ordering Please Specify MP-Crystal*

*Your reliable source for a  
world of crystal clear communication*

**Order Toll-Free  
1-800-JAN-XTAL  
FAX ORDERS: 1-813-936-3750**

EXPEDITED ORDER SERVICE AVAILABLE  
CALL OR WRITE FOR FREE CATALOG  
P.O. Box 60017 Ft. Myers, FL 33906

PRICES SUBJECT TO CHANGE WITHOUT NOTICE



CIRCLE 37 ON FREE INFORMATION CARD

## Electronics made Easy "Learn by Seeing"



**Complete Course in Basic Electronics  
Includes 6 one hour videos and 6 workbooks.**  
Everything you need to learn basic electronics. You will learn about Direct Current, Alternating Current, Semiconductor devices, Power supplies, Amplifiers, and Oscillators. These videos are **100% computer animated**, they make learning electronics easy and fun. Don't waste any more of your valuable time reading and re-reading the same material to try and understand these simple concepts when you can **"see it happen."** These videos will ... teach you more in less time ... allow you to learn at your own pace ... help you remember more of what you learn ... give you years of quality use ... become a valuable source of reference material ... make your understanding of electronics more complete ... and help you build your future today. **Your future is too important to gamble with, so order your course in Basic Electronics Today.**  
**Call Now ...** ask about these and our other popular UCANDO videos. These videos are currently being used by Tech-Schools, CET's, Military branches, Ham Operators, Industries, and are sold in six foreign countries. After you have seen your first UCANDO video you will understand why ... **"UCANDO is Changing The Way The World Learns Electronics"**.

- Part 1 DC ..... \$49.95
  - Part 2 AC ..... \$49.95
  - Part 3 Semiconductors .... \$49.95
  - Part 4 Power Supplies ..... \$49.95
  - Part 5 Amplifiers ..... \$49.95
  - Part 6 Oscillators ..... \$49.95
- SAVE ... buy all six for only \$280**

**Call toll free 1-800-678-6113**

CIRCLE 136 ON FREE INFORMATION CARD



# USE PE MARKET CENTER CLASSIFIEDS

## READ BY 87,877 BUYERS OF ELECTRONIC EQUIPMENT ACCESSORIES AND PARTS

### INSTRUCTION FOR PLACING YOUR AD!

#### HOW TO WRITE YOUR AD

**TYPE or PRINT** your classified ad copy **CLEARLY** (not in all capitals) using the form below. If you wish to place more than one ad, use a separate sheet for the additional ads (a photocopy of this form works well). Choose a category from the list below and write that category number into the space at the top of the order form. If you do not specify a category, we will place your ad under Miscellaneous or whatever section we deem most appropriate.

We cannot bill for classified ads. Payment in full must accompany your order. We do permit repeat ad or multiple ads in the same issue, but in all cases, full payment must accompany your order.

#### WHAT WE DO

The first two words of each ad are set in bold caps at no extra charge. No special positioning, centering, dots, extra space, etc. can be accommodated.

#### RATES

Our classified ad rate is \$1.00 per word. Minimum charge is \$15.00

per ad per insertion (15 words). Any words that you want set in bold or caps are 20¢ each extra. Bold caps are 40¢ each extra. Indicate bold words by underlining. Words normally written in all caps and accepted abbreviations are not charged as all-caps words. State abbreviations must be Post Office 2-letter abbreviations. A phone number is one word.

#### CONTENT

All classified advertising in the **PE Market Center** is limited to electronics items only. All ads are subject to the publisher's approval. We reserve the right to reject or edit all ads.

#### DEADLINES

Ads received by our closing date will run in the next issue. For example, ads received by November 15 will appear in the March, 1994 issue that is on sale January 18. The PE Market Center is published monthly. No cancellations permitted after the closing date. No copy changes can be made after we have typeset your ad. **NO REFUNDS**, advertising credit only. No phone orders.

**AD RATES: \$1.00 per word, Minimum \$15.00.**

Send your ads with payment to:

**Popular Electronics Market Center, 500-B Bi-County Blvd. Farmingdale, NY 11735**

### CATEGORIES

- |                              |                                 |  |                           |
|------------------------------|---------------------------------|--|---------------------------|
| 100 — Antique Electronics    | 270 — Computer Equipment Wanted | 450 — Ham Gear Wanted                    | 630 — Repairs-Services    |
| 130 — Audio-Video-Lasers     | 300 — Computer Hardware         | 480 — Miscellaneous Electronics For Sale | 660 — Satellite Equipment |
| 160 — Business Opportunities | 330 — Computer Software         | 510 — Miscellaneous Electronics Wanted   | 690 — Security            |
| 190 — Cable TV               | 360 — Education                 | 540 — Music & Accessories                | 710 — Telephone           |
| 210 — CB-Scanners            | 390 — FAX                       | 570 — Plans-Kits-Schematics              | 720 — Test Equipment      |
| 240 — Components             | 420 — Ham Gear For Sale         | 600 — Publications                       |                           |

### CLASSIFIED AD COPY ORDER FORM

Ad No. 1—Place this ad in Category # \_\_\_\_\_

1 - \$15.00	2 - \$15.00	3 - \$15.00	4 - \$15.00	29 - \$29.00	30 - \$30.00	31 - \$31.00	32 - \$32.00
5 - \$15.00	6 - \$15.00	7 - \$15.00	8 - \$15.00	33 - \$33.00	34 - \$34.00	35 - \$35.00	36 - \$36.00
9 - \$15.00	10 - \$15.00	11 - \$15.00	12 - \$15.00	37 - \$37.00	38 - \$38.00	39 - \$39.00	40 - \$40.00
13 - \$15.00	14 - \$15.00	15 - \$15.00	16 - \$16.00	Ad No 1—Total words _____ × \$1.00 per word = \$ _____			
17 - \$17.00	18 - \$18.00	19 - \$19.00	20 - \$20.00	All Caps words _____ × .20 per word = \$ _____			
21 - \$21.00	22 - \$22.00	23 - \$23.00	24 - \$24.00	Bold words _____ × .20 per word = \$ _____			
25 - \$25.00	26 - \$26.00	27 - \$27.00	28 - \$28.00	Bold Cap words _____ × .40 per word = \$ _____			
Total classified ad Payment \$ _____ enclosed.				<b>TOTAL COST OF AD No. 1 \$ _____</b>			

Card # \_\_\_\_\_

Expiration Date \_\_\_\_ / \_\_\_\_

Signature \_\_\_\_\_

Check  MasterCharge  Visa (\$15.00 minimum credit card order)

Name \_\_\_\_\_ Phone \_\_\_\_\_

Address \_\_\_\_\_ City State Zip \_\_\_\_\_

# CABLE TV DESCRAMBLER KITS

"New & Improved Version"

## Universal Descrambler

Includes all the parts and an etched & Drilled PC Board. Not included is AC adaptor or enclosure.....\$69.00

## Tri-Mode Descrambler

Includes all the parts and an etched & drilled PC board & AC adaptor. Not included is the enclosure.....\$49.00

## SB-3 Descrambler

Includes all the parts & an etched & drilled PC board & AC adaptor. Not included is the enclosure.....\$29.00


# Call Toll Free 1-800-886-8699

## Visa, MasterCard, Discover, AM & COD

M & G Electronics, Inc. 2 Aborn Street, Providence, RI. 02903

*It is not the intent of M & G Electronics, Inc. to assist any individual to defraud any pay TV operator or to violate any state or federal laws regarding the use of the descrambler kits. You must understand the kits being purchased for educational and or experimental use only.*

YOU CAN BUILD THIS 12VDC to 120VAC  
200W to 1000W or MORE  
**INVERTER**



Complete Set of Plans includes Theory of Operation & more. Operates most electronic equipment Send \$34.95 for Inverter Plans to:

INVERTER SCIENTIFIC  
P.O. BOX 778  
SUFFERN, NY 10901



Don't be caught in the dark...

What will you do the next time the lights go out due to an emergency?



INVERTER SCIENTIFIC has the answer...



Camping or Emergencies You'll have the right size INVERTER

## PE MARKET CENTER CLASSIFIEDS

### COMPUTER HARDWARE

COMPUTER KITS build your own computer and save. 386/sx \$499.00, 486/sx \$599.00. FREE CATALOG. ABI SYSTEMS, 6 Angelacrest Ln., West Seneca, NY 14224. (716) 823-5304.

8031/52 BASIC SINGLE BOARD COMPUTERS: Up to 64K EPROM, 256K bytes NVRAM, RS232, 8255, 361/O lines, 8 CHANNEL A/D, prototyping area, free basic compiler, assembler. Only \$16.25 (bare board), \$29.75 (kit), \$79.00 (assembled). ProBoard Circuits: (512) 502-1821, 11028 Jollyville Road, Unit 151, Austin, TX 78759.

8088 COMPUTER/terminal with keyboard, printer, and monitor, used and functional \$69.00 plus \$8.65 shipping and handling to: Findley Digital Equipment, 1010 Columbia Ave., Lancaster, PA 17603.

### COMPUTER SOFTWARE

AUDIO SPECTRUM ANALYZER: Frequency, time domains. Total harmonic distortion. Large dynamic range. Requires DOS, 386+, Pro AudioSpectrum 16, \$174.95, (512) 329-5859.

### CB-SCANNERS

HI PERFORMANCE CB Manual. Over 1900 CB modifications including power frequency channel mods. The best book available. Also, Scanner Repair and modifications for Bearcat Uniden scanners \$29.95 each, includes shipping & handling. (410) 848-6070. Send check or MO to Bumps Electronics, 332-140 Village Road, JCK Center, Suite 6, Westminster, MD 21157.

### COMPONENTS

TUBES, COMPONENTS, Sam's, etc. Catalog \$1.00: NRQ Electronics, PO Box 352924-PE, Toledo, OH 43635-2924.

POWER MOSFET'S, Schottky and Ultra fast diodes, IC's, electrolytic capacitors and other miscellaneous parts for sale. Request parts list from: CIC RESEARCH, PO Box 2059, Oceanside, CA 92051.

# CELLULAR SECRETS REVEALED



CELLULAR THEORY, CHANGE ESN's, PROGRAMMING INSTRUCTIONS, CHARTS, GLOSSARY, DECODING, AND MUCH, ONLY MUCH, MORE!! COMPARE WITH OTHERS AT, \$69, \$79, \$89. **\$19.95** WITH US YOU GET MUCH MORE FOR MUCH, MUCH LESS!!

◆ FREE ◆ FREE ◆ FREE ◆ FREE ◆ FREE ◆ FREE ◆

REPROGRAMMING GUIDE FOR 250 OF MOST POPULAR CELLULAR PHONES WITH PURCHASE

## DCI PUBLICATIONS

13492 Research Blvd. #120-317, Austin, TX 78750

**Cable Test Aids Information**  
Orders only 1-800-452-7090 (310)902-0841

Test chips for JERROLD, TOCOM, ZENITH, S.A. & more. Puts cable boxes in full service mode. Easy installation. Zenith only \$39.95. Most others under \$50ea. Quantity prices available. FAX: (310)902-0851

No Ck. mkes. Not for use in cable co. owned equip. For use in a test aid only.

## !!! BROADCAST FARTHER !!!

The model 1525 is a 75-110MHz RF amplifier that connects to mono or stereo FM transmitters and produces a powerful 15-25 watt signal which could broadcast up to 5 miles or more! Requires 75-250 mW drive. Step by step plans complete with part source information and antenna designs. . . . ONLY \$14 PLUS \$2 S&H CHECKS & M.O. ONLY

XMTRS, KITS, & OTHER RF PRODUCTS. SEND \$2 FOR COMPLETE INFO. Progressive Concepts 1434 N. MILLS AVENUE, # B CLAREMONT, CA 91711 (909) 826-4968



**CONSUMERTRONICS**  
2011 Crescent Dr., P.O. Drawer 537  
Alamogordo, NM 88310

Voice: (505) 434-0234, 434-1778;  
8AM - 8PM MST, Mon-Sat  
Fax: (505) 434-0234 (orders only; if you get  
answering machine, any time after #111);  
24-hour, 7 days/week

Free Tech Support (must relate directly to your  
order or prospective order): Tues. and Thurs. only.

Add \$5 total SH (US, Canada). All items in stock. VISA,  
MCARD OK (\$29 min.). No CODs or "bill me's". New Catalog  
(150+ offers) is \$2 w/order, \$4 w/ (no line catalog).  
In business since 1971. As seen on TV, etc. John Williams - former  
Lockheed Senior Engineer, NMSU Computer Science Professor,  
Naval Air Force Weapons Engineer, NIH Health Physicist.

All software supports all IBM-PC compatible  
x86 systems (8086 - Pentium)

**Off-The-Shelf HARDWARE**

Van Eck Systems, Automated Tempest Module, X3 Radar  
Emitter, Carjacking Follower, Personal Body Alarm,  
Voice Disguiser, Hearing Assistant, Shriek Module, EM  
Countermeasure, Omnimax TENS, 6th Sense Communicator,  
many mini Phone Boxes, Bumper Beeper, Subliminal  
Mixer/Amp, Super MWO, Rifle Device, Neurophone,  
Hieronymus Machine, Magnetometer, Data Card  
Reader/Writers, Dwellling Security System, Levitator,  
Vortex Generator, Ultrasonic Jammer & Receiver,  
Long-Range Eavesdropper, Noise Cancellation System,  
Unknown Presence Detector, Electronic Deterrent, Automatic  
Pet Fender, Stealth Paint - more! See our Catalog.

**CELLPHONE MODIFICATIONS**

See our Catalog for our Innamous cellphone modification  
guide (\$69) - detailed, comprehensive, covers all makes -  
10 times more info than competitor's guides! (Do Special  
Projects (below) for up-to-date hardware/software).

**SPECIAL PROJECTS**

We design, build, repair, modify, maintain and/or consult  
on any device, system, process or project - electrical,  
electronic, computer, phone, mechanical, optical, auto-  
motive. Invention prototyping. Confidentiality guaranteed.  
Describe and include \$25 pre-engineering fee (does not  
obligate you). Time and cost estimates in 7-10 days.

**VOICE MAIL HACKING**

How Voice Mail Box (VMB) systems are used and the  
specific ways they are hacked. Includes ASPEN, MESSAGE  
CENTER, BIX, GENESIS, EZ, SYDNEY, PHONE  
MAIL, AUDIX, CINDY, CENTAGRAM, SPERRY LINK,  
RSVP, etc. Absolutely required for all users, sysops and  
security personnel! \$29.

**PBX HACKING**

While "VOICE MAIL HACKING" details how VMS are  
hacked for "phun" and profit - including VMS methods  
for hacking PBXs themselves - "PBX HACKING" ad-  
dresses ALL issues relating to PBX hacking, including  
countermeasures! Call your business or agency afford a  
\$90,000 phone fraud loss (the average loss due to  
hacked PBXs) as described in Forbes Magazine. \$39

**PHREAKING CALLER ID & ANI**

Details on how they work and dozens of effective ways  
of defeating Caller ID, ANI, \*69, \*57, and Call Blocking  
and \*67. Also describes Caller ID, Orange, Beige,  
Cheese and CF Boxes, ESS, SST, E-911, various  
CLASS services, CVA, NON PUB, DA, CAMA, DNR,  
800-ECR, Diverters, LD Extenders, Centrix - more. \$29.

**PHONE COLOR BOXES**

As designed by Phone Phreaks! 15 phone color boxes  
described. Dozens of circuits, simulator programs. Plus  
call-forwarding, conferencing, phreak history. 50 useful  
and legal phone circuit plans - more. \$29.

**ROBOFONE AUTODIALER**

Powerful, versatile, menu-driven "Wargames" autodialer  
lets you dial any quantity (up to 10K) or mix of local/long  
distance numbers in any order, over any length  
of time, whether busy or answered (your choice) and  
log the times, commands and results to monitor, printer  
and/or disk. Quick-dial directory of up to 800 numbers.  
BUSY redial options. Direct modem command and  
control. All Result Codes, including VOICE and RINGING.  
Optional shell to terminal program upon CONNECT. Exit  
to menu or DOS (for batching). Manual + Disk\* \$29.

**COMPUTER PHREAKING**

TROJAN HORSES, VIRUSES, WORMS, etc. and  
countermeasures. Includes disk with 360K of hacker  
text files and utilities, and legendary FLUSHOT+ protection  
system (Editor: Choice, PC Magazine). Dozens of  
computer crime and abuse methods and countermeasures.  
How systems are penetrated. BBS advice, pass-  
word defaults, glossary - much more! Manual +  
Disk\* \$39.

**BEYOND VAN ECK PHREAKING**

Eavesdropping on TV and computer video signals using  
an ordinary TV! Includes security industry reports. Range  
up to 1 KM. Plans include both the Consumertronics and  
the original Top Secret Van Eck designs! \$29.

**CRYPTANALYSIS TECHNIQUES**

Five powerful menu-driven crypto programs (in COM  
and their .BAS sources) to analyze, decrypt "secure" ci-  
phertexts. Worked-out examples. Recommended in pres-  
tigious "Computers & Security". Manual + Disk\* \$29.

**By an ORDER of the MAGNITUDE**

The most comprehensive, hard-hitting, hi-tech sur-  
vival book ever written! Topics include electronics,  
computers, energy, weapons, concealment, revenge,  
alarms, etc. to survive today's dangerous world. We all  
face increasingly financially and physically brutal times!  
Field-expedient use of technology in various threat and  
conflict environments and scenarios. \$49.

**STOPPING POWER METERS**

As reported on CBS "60 MINUTES": How certain de-  
vices can slow down - even stop - watt-hour meters -  
while loads draw full power! Device simply plugs into  
one outlet and normal loads into other outlets. Also de-  
scribes meter creep, overload droop, etc. Plans \$29.  
I.G. MANUAL External magnetic ways (applied to the  
meter itself) to slow down and stop watt-hour meters  
while drawing full loads. Plans. \$19. KW-HR  
METERS: How watt-hour meters work, calibration,  
error modes (many), ANSI Standards, etc. Demand and  
Purchase Meters. Experimental results to slow and  
stop meters by others. \$19. Any 2. \$38. All 3. \$59.

**AUTOMATIC TELLER MACHINES**

ATM crimes, abuses, vulnerabilities and defects ex-  
posed! 100+ methods detailed. Includes: Physical, Rep.  
E, cipher, PIN compromise, card counterfeiting, mag-  
netic stripe, false job, super-cool, vibration, pulse, high  
spoofing - others. Case histories, lab countermeasures,  
detailed security checklist, labeled internal photos, fig-  
ures. ATMs contain up to \$250,000 in cash! Recent  
\$350,000 ATM crime spree still unsolved! \$39.

**CREDIT CARD SCAMS**

Cardholders, merchants, banks suffer \$ Billions in  
losses annually because of credit card fraud. Describes  
every known means of credit card fraud and scams.  
Protect yourself! \$29.

**CONS & SCAMS**

Cons & scams fleece Americans of \$400+ Billion per  
year! The most comprehensive survival manual on Cons  
& scams of all kinds - from the classic to hi-tech. De-  
tails on 100s and their many variations. Protect your-  
self! \$29.

**HIGH VOLTAGE DEVICES**

HV devices plans: Stun Gun, Taser, Prod, Cane,  
Flasher, Blaster, Zapper, Audio/Radar Jammer,  
Jacob's Ladder, Plasma & Van de Graaf Gen., Fence  
Charger, Geiger Counter, Ozone Gen., Fish Stunner,  
Plant Stim., Kirlian, more! Shocking! \$29.

**UNDER ATTACK!**

Electromagnetic Interference and Electronic Weapon  
Attacks cause: Cancer, birth defects, and profound psy-  
chological, neurological, cardiovascular and immune  
system disorders! Destructive to people, animals,  
plants, equipment! Includes ACTUAL CASES OF EM AT-  
TACKS ON PEOPLE (we investigated!) Includes how to  
verify and pinpoint EMI and electronic attack sources,  
and specific countermeasures. \$29. EM BRAIN-  
BLASTER! Tutorial and plans for powerful  
ELECTROMAGNETIC WEAPONS and LAB DEVICES.  
Optimum circuits, tregs, waveforms, duty cycles, Intens-  
ities. Through. \$29. Both \$49.

**RADIONICS MANUAL**

Examining electrical, electronic and electromagnetic ther-  
apeutic, diagnostic and preventive devices (mostly ex-  
perimental). History, descriptions, plans (dozens), avail-  
abilities of Radionics Devices from early to modern.  
While drugs cost \$ Hundreds, electricity costs pennies!  
\$29. HEAL THYSELF: Plans for 3 major elec-  
tronic therapeutic devices of types approved by FDA.  
\$19. Both \$39.

**HARD DRIVE MANUAL**

Covers all hard drive and controller implementations  
(emphasis on PCs). How to select, Interface, initialize,  
set up, use, maintain, troubleshoot and repair them.  
How to protect them from mistakes, sabotage, prying  
eyes and sticky fingers. How to recover damaged and  
lost files. How to prevent crashes. Includes software re-  
views. Loaded with information, advice, tips. \$29.  
DISK SERVICE MANUAL! Maintain, trouble-  
shoot, repair, adjust, align floppies without special  
equipment or software. 3.5"/5.25"/8". PCXT/AT/386/  
486, Apple, Commodore, etc systems. All floppies need  
occasional upkeep. \$29. DISK DRIVE TUTO-  
RIAL! Theory, practical facts on floppy drives, disks,  
including many tips, recommendations, formatting, in-  
terfacing, FCC, etc. \$24. Any 2. \$49. All 3. \$69.

**SOFTWARE PROTECTION SYSTEM**

Unique system that highly discourages costly software  
piracy while not interfering with legal archival copies. No  
known way to defeat. No special equipment required.  
Simple and automatic to install on your distributed soft-  
ware. Compatible with all copy-prevention systems.  
Manual + Disk\* \$39.

**STEALTH TECHNOLOGY**

Police radar is fascinating! It also has error rates of 10-  
20%! Every known error mode - stealth method and ma-  
terial used to minimize radar reflections - tactic and  
strategy to fight unjust radar tickets (that cost you  
\$100s in insurance and risk cancellation) - methods to  
detect and jam signals (as described) \$29.

**SECRET & SURVIVAL RADIO**

Optimum survival and security radio equipment, meth-  
ods, freq allocations and voice/data scrambling/encod-  
ing. Includes small receivers/transmitters, telemetry, an-  
tenna optimizations, remote monitoring and control, se-  
curity, surveillance, and ultrasonic, fiber-optic and infra-  
red commo. 70+ circuit plans, tables. \$29.

**ULTIMATE SUCCESS MANUAL**

Underpaid? Harassed or abused? Manipulated?  
Taken for granted? Stuck in a dead-end job? Can't find a  
good job? Expect to be laid off, fired or transferred  
soon? The ultimate no-holds-barred, looking-after-#1  
Machiavellian techniques to find, obtain, optimize and  
keep top jobs, pay and benefits. THE RULES OF THE  
GAME FOR A GAME WITHOUT RULES! From first re-  
sume to CEO. \$29.

**ROCKET'S RED GLARE**

How to design and build solid-propellant amateur and  
survival rockets. Emphasis on formulation, manufacture,  
installation of propellants, motors, igniters, etc. Includes  
list of commonly available materials, and the design of  
launch pads and test beds and their electronics. \$29.  
Please Order Today! (505) 434-0234  
Sold for educational purposes only.

# Double Your Income! Own your own computer repair business or add computer repair to your existing business.

TechServ can put you into your own computer  
repair business quickly, economically and efficiently.  
Research indicates that during a recession, computer  
repair businesses will grow at twice the rate of  
hardware sales. TechServ's complete support  
program gives you the opportunity to be a part of  
this fast growing industry.

- **Proven Marketing Plan**
- **Recognition**  
Nationally recognized trademarks and logos give  
you immediate recognition as a professional  
computer repair specialist in your area.
- **Training**  
Level 1 286/386/486/586  
Troubleshooting, upgrades, advanced  
diagnostics  
Level 2 Networking/Novel/Unix/Multi-user/  
Multi-tasking configuration/Installation/  
Maintenance. Prepare for C.N.E.  
(Certified Network Engineer) test

- **Parts and Board Repair**  
Single source for OEM/generic parts and board  
repair. Order 7 days a week/24 hours a day.  
\$45 million in parts in stock, ready to ship any  
where, overnight if required.

- **Documentation**  
We provide manuals, documentation and  
advanced diagnostic software.

- **New Hardware**  
We provide new hardware for IBM, Compaq,  
Apple and compatibles at huge discounts. Custom  
build your own systems.

**Over 300 dealers worldwide**  
Find out why the Wall Street Journal and Fortune  
Magazine call computer repair the business  
opportunity of the 1990s.

**Call TechServ at (212) 967-1865**  
or fill out coupon below and mail to:

**techserv** AUTHORIZED DEALER  
SM

**America's largest chain of independent,  
licensed computer repair centers**  
253 West 28th Street, New York, NY 10001

NAME \_\_\_\_\_

ADDRESS \_\_\_\_\_

CITY \_\_\_\_\_ STATE \_\_\_\_\_ ZIP \_\_\_\_\_

TELEPHONE \_\_\_\_\_ [PE 2/93]

June 1994, Popular Electronics

**CABLE TV CHANNELS**  
EQUIPMENT **GUARANTEED**

→ The nationwide source for cable TV equipment.

**FREE 30 DAY TRIAL**

"BUY WHERE THE DEALERS BUY."

**FREE** TV Cable Descramblers and Converters Catalog. Open Every Day!

**MEGA ELECTRONICS**  
VISA • MC C.O.D. **1-800-676-6342** SAVE 1000's

21 South Main Street, Winter Garden, FL 34787

**PORTABLE SATELLITE ANTENNA**



**Complete 3' KU Band System**

For Free Information Package and Pricing

• Call 219-236-5776 • VISA

R.C. Distributing • PO Box 552 • South Bend, IN 46624

**CABLE DIRECT**

Now you can tune-in to your favorite cable TV programming and **SAVE 100's—EVEN \$1000's** on premium

**CABLE TV EQUIPMENT**  
Converters • Descramblers • Filters

**FREE** Cable TV Catalog

**MODERN ELECTRONICS**  
**1-800-906-6664**

100% MONEY BACK GUARANTEE! • 30 DAY FREE TRIAL!

**DIGI-FIELD FIELD STRENGTH METER**

Are you worried about electromagnetic radiation, TV coax distribution loss, poor antenna performance, or EMI/RFI? The DIGI-FIELD field strength meter will put you at ease. With its frequency response of DC up to 12 GHz, it readily detects potential electromagnetic radiation hazards. It is an excellent tool for measuring TV coax distribution loss. In addition DIGI-FIELD can easily find 60-Hz AC-line interference, as well as RFI/EMI instrumentation disrupting set-ups. Sensitivity: @ 100 MHz, Model "A" 150 nano Watts. Model "B" 2 nano watts.

**\$139.95** Plus \$9.50 s/h



To order call - (800) FIELD 58 (343-5358)  
**I.C. Engineering** 16350 Ventura Blvd  
Suite 125, Encino, CA 91436 PH (818) 345-1692 • 818-345-0517 Fax

**MARYMAC®**  
The New Realistic®  
**PRO-43 Scanner**

**Radio Shack®**  
**PHONES**

Our 18th year of DISCOUNTS  
**Toll Free 800-231-3680**  
PRO-43 List \$349.95  
**Our Delivered Price \$288.00**  
**IF ON SALE, WE ARE CHEAPER!**  
*We discount everything in the RS catalog*

**22511 Katy Fwy.**  
**Katy (Houston), TX 77450**  
**1-713-392-0747 FAX 713-574-4567**

**Quality Microwave TV Antennas**

**WIRELESS CABLE - IFTS - MMDS - Amateur TV**  
Ultra High Gain 50db(+) • Tuneable 1.9 to 2.7 Ghz.

- 55-Channel Dish System \$199.95
- 36-Channel Dish System \$149.95
- 20-Channel Dish System \$124.95
- Optional Commercial Grid Antenna (not shown) Add \$50.00
- Yagi Antennas, Components, Custom Tuning Available
- Call or write (SASE) for "FREE" Catalog

**PHILLIPS-TECH ELECTRONICS**  
Dish System P.O. Box 8533 • Scottsdale, AZ 85252  
LIFETIME WARRANTY (602) 947-7700 (\$3.00 Credit all phone orders)  
MasterCard • Visa • American Express • C.O.D.'s • Quantity Pricing

**REACH FOR THE POWER. TEACH.**

No other profession has this power. The power to wake up young minds. The power to wake up the world. Teachers have that power. Reach for it. Teach. For information call:

**1-800-45-TEACH.**



Recruiting  
New Teachers, Inc.

**PE MARKET CENTER CLASSIFIEDS**

**MISCELLANEOUS ELECTRONICS FOR SALE**

**SILENT SAM** Turn signal reminder. Patented. Best reminder yet. Doesn't bug you. Sounds briefly at intervals IF you forget to cancel. \$22.00. Hi-Output \$27.00 Visa/MC. 1 (800) 398-5605 free flier. Silent Sam, 1627 Basil Dr., Columbus, OH 43227.

**NEW! UNIVERSAL** descrambler upgrade, improvement, modification, repair parts/instructions. Delivers better picture, performance. \$15.00: Robert Snow, 22049 Lansdowne, Saint John, Canada E2K4T7.

**AUDIO-VIDEO-LASERS**

**SAVE MONEY!** Clean your own VCR. Easy, illustrated instructions. Send Long SASE & \$10.00 to Stoco, 101B Wellsian Way #169B, Richland, WA 99352.

**CABLE TV**

**"BULLET" BUSTER.** Protect your cable box against the infamous cable "bullet." The "Bullet" Buster acts as an electronic shield. Installs in-line in seconds. Don't wait until it's too late! \$19.95 + \$3.00 S&H. **ELECTROMAN**, Box 24474, New Orleans, LA 70184. (504) 482-3017.

**CBTV DOCTOR** Stop the Bullet and ID signal in cable lines. Send \$20.00 to: R.R. Enterprise, PO Box 3532, Easton, PA 18043.

**CABLE UNSCRAMBLED.** Everything you wanted to know about cable, but were afraid to ask. \$10.00. **Electroman**, Box 24474, New Orleans, LA 70184. (504) 482-3017.

**CABLE DOCTOR:** Attention: All you cable box owners. Want to watch one channel & record another? I have what you need, send \$74.00 to: R.R. Enterprises, PO Box 3535, Easton, PA 18043.

**SATELLITE EQUIPMENT**

**VC-2 MODULE \$399.00.** Save 10% the big catalog. Our price 10% off their price. Call Satellite TV, 120 W. Centennial, Muncie, IL 47303. Tech hours 11-5E.

**BUSINESS OPPORTUNITIES**

**EASY WORK!** Excellent pay! Assemble products at home. Call toll free 1 (800) 467-5566 ext. 5192.

**GREAT EXTRA** income! Assemble products at home. Easy and fun to do. Guaranteed! 1 (800) 377-6000 ext. 7930.

**MAKE \$75,000/year** cleaning computers part time! Secure career. Unlimited customers. FREE information. Call (303) 963-1316 Dept PE-2.

**MAKE \$93,000/year** part time as an independent computer technician! FREE information. Call (303) 963-1316 Dept PE-3.


**EDUCATION**

**LEARN COMPUTER REPAIR** at home. Make \$90.00/hour! Computer store owner reveals secrets! FREE information. Call (303) 963-1316 Dept PE-4

**BUY BONDS**

Dumont Model 190 two channel, 50 MHz solid state, delayed timebase, modular construction, built to military specs. includes 225 page manual, 30 money-back guarantee  
Your cost:

\$250



**VIDEOSPECTRA**  
**(800) 835-8335**

P.O. Box 755  
Agoura, CA 91301



Hewlett-Packard Model 180A two channel solid state, 50 MHz delayed timebase, Remanufactured, original cost was over \$6,000 Your cost:

\$290

Price includes 225 page service manual with schematics, 30 day unconditional guarantee 60 day parts and labor. Remanufactured. Two cabinet styles available.

**NEW MICRO TX1000 -  
SMALLEST 100 MILLIWATT FM VOICE TRANSMITTER**

- USE 9-VOLT BATTERY
- STABLE TUNE 88-110mhz ON ANY BROADCAST RECEIVER
- ATTACH 3 WIRES AND HEAR A WHISPER UP TO 2 MILES AWAY!
- USES STANDARD 9-VOLT BATTERY



**MICRO 1.1 VOICE RECORDER**

TX 1000  
**\$59.95**

- WORLDS SMALLEST - 7-15 V. OPERATION - EXACT SOUND REPRODUCTION
- 60 SECONDS RECORD TIME - 100 YEAR MEMORY WITHOUT POWER
- NOT A KIT! INCLUDES MICROPHONE, SWITCHES & MANUAL

ORDERS ONLY  
CALL 1-800-588-4300

MICRO 1.1  
**\$79.95**



1145 CATALYM ST., SCHEENECTADY, NY 12303

TECH. SUPPORT: (518) 381-1057 TECH. FAX: (518) 381-1058

ORDER BY PHONE OR MAIL IN U.S.A. ADD \$3 FOR S/H. C.O.D. CHANGES APPLY. NYS RESIDENTS ADD 7% SALES TAX

**Universal Programmers**  
*RC Electronics Is Never Undersold!*

- \$1299 DATA I/O CHIPLABS 4800
- \$ 799 DATA I/O CHIPLABS 3200
- \$1869 LOGICAL DEVICES 5000
- \$ 579 EETOOLS ALLMAX
- \$ 479 EETOOLS PROMAX
- \$ 549 XELTEK SUPERPRO II
- \$ 375 XELTEK SUPERPRO (R)
- \$ 499 LOGICAL DEVICES 3000
- \$ 499 ADVANTECH PC-UPROG
- \$ 779 DATAMAN S4
- \$ 499 AMERICAN RELIANCE 9860
- \$ 699 NEEDHAMS SA-20 8-GANG
- \$ 139 EETOOLS 1 GANG
- \$ 199 EETOOLS 4 GANG
- \$ 129 XELTEK ROM MAX
- \$ 159 SUNSHINE 4 GANG

ASK ABOUT OUR REFURB UNITS!  
PC-LAB CARDS 720 725 743 \$99  
ADVANTECH 711S \$149

**(408) 241-7376 Fax 241-6375**

**\$129\* Laser Light Show**



This kit displays animation, text, drawings, & music! Includes 2 Galvos, VCO, Computer Interface, Manual & Software listing. Works from parallel printer port.



**Computerized Motors \$39\***

Includes: 2 Stepper or 4 DC servo motors, Computer interface kit, 32 page training manual & Software listing. Works from parallel printer port.

\* Add \$5 for shipping. Computer and Laser not included.

Call for **FREE Flyer**

**SVS**  
Light & Motion  
in kit form

1273 Industrial Pky. W#460  
P O Box 55125  
Hayward CA 94545-0125  
**510-582-6602**

**PROFESSIONAL SURVEILLANCE EQUIPMENT**  
*Used by Law Enforcement Agencies*

**VHF-FM CRYSTAL CONTROLLED TRANSMITTERS**

139,000 MHz — 149,450 MHz

All kits assemble in less than 5 minutes!



#AD-500 Tel	#AD-600 Mic	#AD-700 Mic	#AD-400 Mic
Range: 5 Mile	Range: 5 Mile	Range: 1.5 Mile	Range: 2.5 Mile
Power: 11MW	Power: 11MW	Power: 70MW	Power: 400MW
<b>'115</b>	<b>'125</b>	<b>'150</b>	<b>'155</b>

We also sell: Micro Miniature CCD Cameras, Bug Detectors, and more

**A & D ELECTRONICS**

P.O. Box 601, Morsey NY 10952  
800-356-3480 • In NYS 914-356-7541 • FAX 914-356-7505  
Call for **FREE Catalog**; Credit Cards Accepted

**Home Control Hobbyists:**

R.I.B., the Remote Interface Board allows you to...

- Interface ANY REMOTE CONTROL to your COMPUTER!
- Interface Touch Panel Devices (Non remote items)
- Use the computer's Standard Parallel Port.
- Complete theory & instructions are included to interface this board to the popular 4 in 1 preprogrammed remote & the Gemini learning remote!
- Inexpensively control electronic devices win your home computer!

Remote interface Board & Complete instructions only \$49.99  
Quantity Discounts available. Order Code #RIB-001



Authorized Distributor  
**JAVANCO INC**  
501 12th Ave. South  
Nashville, TN 37203

(800) 528-2626  
(615) 244-4444 information

Call for our Catalog filled with your electronic needs!

**Surface Mount Chip Component Prototyping Kits—**



Only **\$49.95**

CC-1 Capacitor Kit contains 365 pieces, 5 ea. of every 10% value from 1pf to 33µf. CR-1 Resistor Kit contains 1540 pieces, 10 ea. of every 5% value from 10Ω to 10 megΩ. Sizes are 0805 and 1206. Each kit is **ONLY \$49.95** and available for Immediate One Day Delivery!

Order by toll-free phone, FAX, or mail. We accept VISA, MC, COD, or Pre-paid orders. Company PO's accepted with approved credit. Call for free detailed brochure.

**COMMUNICATIONS SPECIALISTS, INC.**  
426 West Taft Ave. : Orange, CA 92665-4296  
Local (714) 998-3021 • FAX (714) 974-3420  
**Entire USA 1-800-854-0547**



**The Pocket Programmer**

The portable Eprom programmer that uses the printer port of your PC instead of an internal card. The software has 24 easy to use functions and programs 27/25/28/68764 & Cmos from 16K (2K x 8)—2M (256K x 8) Eproms (32 pin socket. UpGradeable to 8Meg). Adapters available for MCU's, 40-Pin Eproms, 5-Gang and Eprom Emulator to 32K x 8.

**INTRONICS, INC.**  
Box 13723  
Edwardsville, KS 66113  
(913) 422-2094

**\$129.95**

Add \$3.00 for shipping.  
Add \$3.75 for COD.  
Visa/Master Charge

# ADVERTISING INDEX

POPULAR ELECTRONICS magazine does not assume any responsibility for errors that may appear in the index below.

Free Information No.	Page	53	ITC Instruments.....	111
—	A&D Electronics .....	137	— ITC Microcomponents Inc.....	115
—	Agrelo Engineering .....	137	37 Jan Crystals .....	132
26	Alfa Electronics .....	131	39 John Bell .....	119
28	All Electronics .....	97	— JP Video .....	118
—	Allen Engineering .....	120	38 Kelvin Electronics .....	107
27	Alltronics .....	114	— M&G Electronics .....	134
151	AMC Sales .....	9	— Marymac Industries Inc. ....	136
—	Andromeda Research .....	135	154 MCM Electronics .....	115
—	Antique Electronic Supply .....	80	— MD Electronics .....	109
—	Antique Radio Classified .....	80	— Mega Electronics .....	136
—	Asher Engineering .....	116	— Mental Automation .....	126
50	B&S Sales .....	108	42 MicroCode Engineering .....	130
30	Bel Merit .....	106	— Modern Electronics .....	136
152	BG Micro .....	110	— Mondo-tronics .....	122
—	C&C Specialties .....	134	163 Mouser .....	19
32	C&S Sales .....	104	— Oatley Electronics .....	124
31	Caig Labs .....	99	43 Optoelectronics .....	96
—	CBC International .....	80	— NRI Schools .....	29
51	Cellular Link .....	120	— Nu-Tek .....	79
—	CIE .....	15	— Phillips Tech .....	136
—	CLAGGK Inc. Video Offer .....	CV3	47 Prairie Digital Inc.....	120
—	CLAGGK Inc.....	73, 85, 92	46 Print .....	135
—	Command Productions .....	19, 126	150 Print .....	123
—	Communication Specialists .....	137	— Progressive Concepts .....	134
—	CompCo .....	137	— RC Distributing Co. ....	136
—	Consumertronics .....	135	— RC Electronics .....	137
—	Copyright Clearance Center, Inc. .	5	— Self-Reliance Co. Inc. ....	119
—	DCI Publications .....	134	48 Sescom Inc.....	125
—	EDE .....	128	— Seymour-Radix Inc.....	80
—	EMAC .....	125	— Sil Walker .....	135
—	Electronic Technology Today ..	75, 81	— Silicon Valley Surplus .....	137
—	Electronics Book Club .....	63	— Skyvision (Small) .....	130
—	Firestick II .....	80	— Skyvision Inc.....	117
153	Fluke Corporation .....	CV4	— Software Science .....	128
—	Foley-Belsaw .....	103	— Software Systems Consulting ..	89
—	Forest Electronics .....	125	— Spy Supply .....	112
—	Fotronics .....	124	— Startek International .....	113
—	GeoBan Engineering .....	126	— Tab Books .....	11
14	Global Specialties .....	3	130 Tech Serv .....	135
—	Grantham College of Engineering	17	— Tele View Distributors .....	124
—	Great Southern Security .....	121	159 The School of VCR Repair .....	23
—	Greenleaf Electronics Inc.....	119	136 UCANDO Videos .....	132
—	I.C. Engineering .....	136	— Universal Electronics Inc.....	115
—	Information Unlimited .....	102	— US Cable (Zentek) .....	123
36	Interactive Image Technologies .	100	— Video Spectra .....	130, 137
—	Intronics .....	137	133 Weka Publishing .....	129
—	Inverter Scientific .....	134	— World College .....	7
—	ISCET .....	25	— WPT Publications .....	123
51	Island LogiX Inc. ....	127	134 Xandi Electronics .....	127

## ADVERTISING SALES OFFICE

**Gernsback Publications, Inc.**  
**500-B Bi-County Blvd.**  
**Farmingdale, NY 11735**  
**1-(516) 293-3000**

**Larry Steckler, EHF/CET**  
 President

**Christina Estrada**  
 Assistant to the President

**For Advertising ONLY**  
**516-293-3000**  
**Fax 1-516-293-3115**

**Larry Steckler**  
 publisher

**Arline Fishman**  
 advertising director

**Denise Mullen**  
 advertising assistant

**Kelly Twist**  
 credit manager

**Subscription/  
 Customer Service/  
 Order Entry**  
**1-800-827-0383**  
**7:30 AM - 8:30 PM EST**

## ADVERTISING SALES OFFICES

### EAST/SOUTHEAST

**Stanley Levitan**  
 Eastern Sales  
 1 Overlook Ave.  
 Great Neck, NY 11021  
 1-516-487-9357, 1-516-293-3000  
 Fax 1-516-487-8402

### MIDWEST/Texas/Arkansas/ Oklahoma, Colorado, Arizona

**Ralph Bergen**  
 Midwest Sales  
 One Northfield Plaza, Suite 300  
 Northfield, IL 60093-1214  
 1-708-446-1444  
 Fax 1-708-559-0562

### PACIFIC COAST/Mountain States

**Mike Brooks**  
 Hutch Looney & Assoc., Inc.  
 1800 North Highland Avenue  
 Suite 717  
 Hollywood, CA 90028  
 1-213-462-2700  
 Fax 1-213-463-0544

# What Do These Prestigious Companies Have In Common?

**Aerovox®**  
DC Film and RFI Suppression Capacitors,  
AC Oil Capacitors, EMI Filters

**AMP**  
Electrical/Electronic Connectors,  
IC Sockets, PCB Switches

**AVX CORPORATION**  
A FCI COMPANY  
MLC, Tantalum and Thin Film  
Capacitors, Resistors,  
Networks, Trimmers,  
Oscillators, Resonators, Filters  
and Piezo Devices

**BERG**  
ELECTRONICS  
High Density and Industry Standard  
Connectors/Subsystems

**BURNDY**  
an FCI Company  
Electronic Connectors

**CAROL**  
CAROL CABLE COMPANY INC.  
Electronic and Electrical Wire and Cable  
and Power Supply Cords

**COLE FLEX**  
Tubing, Conduits, Hose, Sleeveings, Splices,  
Insulation and Cable Harness Products

**Communications Instruments, Inc.**  
Relays and Solenoid Relays

**COOPER**  
Belden  
Multi Conductor, Paired, Coaxial, Flat,  
Fiber Optic, Instrumentation/Process  
Control, LAN, Special Application Cables,  
Power Supply Cords & Molded Cable  
Assemblies

**COOPER**  
Bussmann  
Fuses, Fuseholders, Fuse Blocks,  
and Fuse Accessories

**CORNELL DUBILIER**  
Capacitors-Aluminum  
Electrolytics, Mica, AC Oil, Film,  
MICA Paper and Relays

A COMPANY OF  
**DALE**  
**Dale Electronics, Inc.**  
Resistors, Networks, Oscillators, Displays,  
Inductors & Thermistors

**DI DANTONA INDUSTRIES, INC.**  
BATTERIES: Computer, Cordless  
Phone, Scanner & R/C.  
ANTENNAS: Cordless Phone (metal &  
rubber), Scanner Bumpers,  
Grommets and Stick-On Feet

**DEARBORN WIRE AND CABLE I.P.**

**EATON**  
Eaton Corporation, Commercial  
& Military Controls Operation  
Switches, Relays, Displays and Keyboards

A  
**GERNSBACK**  
PUBLICATION  
Regular Electronics  
Electronics Now Magazine

**KOA SPEER ELECTRONICS, INC.**  
Resistors, SMT Tantalum Capacitors Inductors,  
Resistor Networks, SMT Thermistors

**MALLOY**  
North American Capacitor Company  
Tantalums, Aluminums, Sonalerts®  
Ceramics, Films and AC's

**M-tron**  
Quartz Crystal Clock Oscillators  
and Special Hybrid Products

**MURATA ERIE**  
MURATA ERIE NORTH AMERICA  
Monolithics, Discs, Variable Capacitors,  
Oscillators, Potentiometers, RFI/EMI Filters,  
Microwave, Surface Mount Capacitors

**NTE**  
**NTE ELECTRONICS, INC.**  
A WORLDWIDE REPUTATION FOR QUALITY, SERVICE AND VALUE  
Semiconductors, Resistors,  
Capacitors, Relays

**Philips ECG**  
A North American Philips Company  
Semiconductors, Test Equipment,  
Relays, A/V Parts and  
Chemicals

**Quam**  
Loudspeakers and Commercial Sound  
Products

**ROHM**  
Rohm Electronics Division  
Resistors, Ceramic Capacitors,  
Transistors/Diodes,  
Opto Components and IC's

**SELECTA**  
Electrical/Electronic Products  
Switches, Relays, Terminals,  
Indicator/Pilot Lights, LED Indicators,  
Test Clips, Test Leads, Cable Ties and  
Heat Shrinkable Tubing

A COMPANY OF  
**SPRAGUE**  
Tantalum Capacitors, Wet & Foil  
Capacitors, Resistor Networks,  
Resistor Capacitors Networks, Filters

**Switchcraft**  
A Raytheon Company  
Switches, Connectors, Jacks, Plugs,  
Jackfields & Audio Accessories

**TECH SPRAY**  
Non-CFC Cleaners/Degreasers,  
UV Cured Compounds, Swabs, Wipes,  
Brushes, Wick, Cleanroom Supplies, and  
Static Control Products.

They sell through distributors.  
They belong to the E.I.A.  
They belong on your vendor list.

Leadership in electronics is not just a matter of designing products better and manufacturing them better, but also of marketing them better. And the sponsors of this message understand that better service to customers requires effectively involving distributors as part of their marketing teams.

Distributor involvement means lower prices, quicker deliveries, better service over-all. The Buyer wins... the Seller wins.

Distributors help achieve marketing leadership. So does the manufacturer's involvement in the Components Group of the Electronic Industries Association. EIA fosters better industry relations, coherent industry standards, and the sharing of ideas, which helps one another and serves customers better.

In choosing your component supplier, look for the marks of leadership —

- availability through distribution
- membership in the E.I.A.



**Electronic Industries Association/Components Group**  
2001 Pennsylvania Avenue, N.W. 11th Floor  
Washington, D.C. 20006  
Phone: (202) 457-4930 Fax: (202) 457-4985

Committed to the competitiveness of the  
American electronics producer

**There are copies and then there are originals.** Only Fluke meters – the original and most copied DMMs in the world – deliver the safety, quality and value they promise. They're built tough enough to achieve C.S.A. and U.L. listings, not to mention the considerable on-the-job punishment they endure. Each meter is loaded with features, of course. But those features are also designed to work together intelligently, so your job is easier. Faster. And safer.

If you're going to spend your hard-earned money on a multimeter, why buy an inferior copy when you can own an original? See Fluke's full line of handheld meters and accessories at your local distributor; or call 1-800-87 FLUKE for the name and number.

**O R I G I N A L S**



**FLUKE®**

© Copyright 1993 John Fluke Mfg. Co., Inc. P.O. Box 9090 M/S 250E Everett, WA 98206 U.S.: 206-356-5400  
Canada: 416-890-7600 Other Countries: 206-356-5500 All rights reserved. Ad no. 00381

CIRCLE 153 ON FREE INFORMATION CARD