

# Computers & Electronics

JULY 1983

formerly Popular Electronics

\$1.50

**A High-Grade Apple II Data Converter**  
**CP/M's Hidden Power—Disk Procedures**  
**Easy-to-Use Computers from Cromemco & Morrow**  
**How to Program Any Waveshape Imaginable**

**Data-Storage  
Choices for  
Computerists**



**Also In This Issue:**

**"e-Wall" Color TV Projection System**  
**Thermoelectric Modules Create Heat Pumps**

07#TW  
L DARKNELL JR  
645D WYRLEWOOD DR  
CUPERTINO CA 95014  
303092 DRK 6450M091 141D DEC83  
8724114278



## BUY A BANANA™. SAVE A BUNCH.

Meet the Banana™, the very tough, versatile, portable, and reliable dot-matrix printer from Gorilla™.

At \$249.95 retail it's an ideal and inexpensive companion for personal computers like Apple® (or Apple "look-alikes" such as Franklin® or Albert®), TI®, Commodore®, TRS-80®, Kaypro®, Timex®, Osborne®, etc.

After that, it's merely comparable to other printers that can cost up to three times as much: 10" carriages (to handle standard 9½" paper), 80 columns, graphics capability, 10 characters per inch (expandable to 5 cpi) draft-quality print (for perfectly acceptable form letters, data processing,

business reports, etc.) tractor feed (for precise alignment and quick loading), parallel or serial interface (take your pick), self-inking ribbon cassette (for long life and easy installation), 10 portable pours in weight, and compatibility with so many of the most popular personal computers on the market.

Plus its printhead features a unique single-hammer design that eliminates a lot of moving parts, to eliminate a lot of annoying repairs.

That's the Banana: silly name, serious service. It's everything the expensive dot-matrix printers are . . .

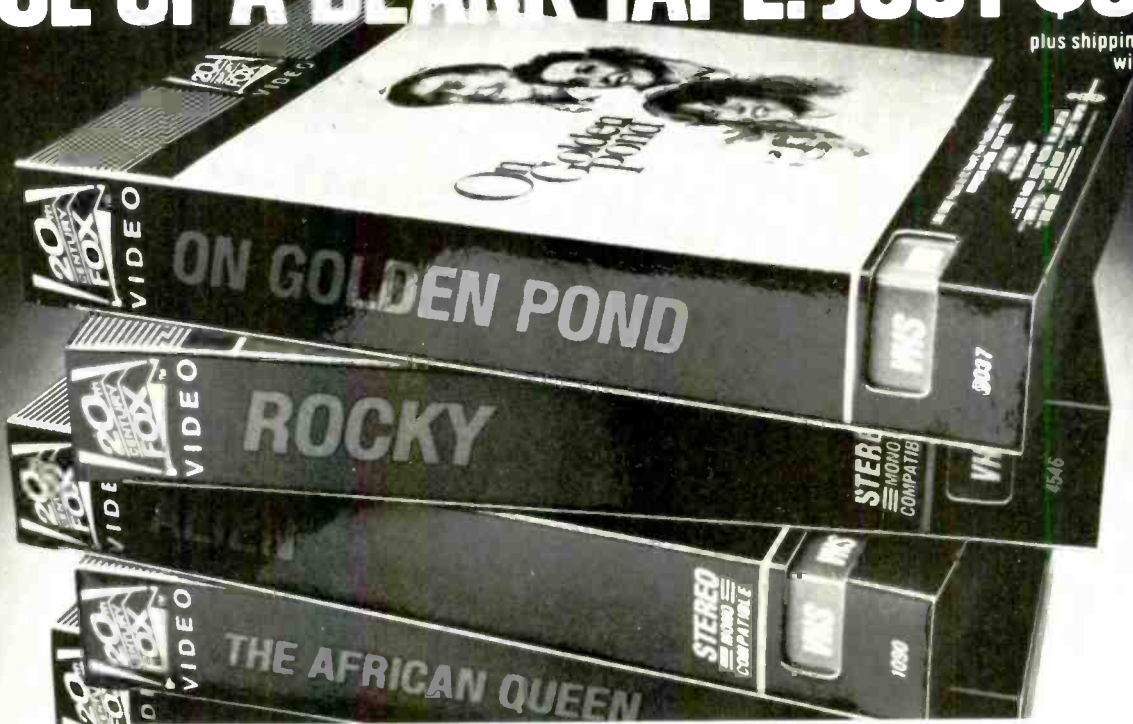
Except expensive.



Leading Edge Products, Inc., 225 Turnpike Street, Canton, Massachusetts 02021  
Toll-free: 1-800-343-6833; In Massachusetts (617) 828-8150. Telex 951-624.

# OWN A MOVIE FOR LESS THAN THE PRICE OF A BLANK TAPE. JUST \$9.95

plus shipping and handling with membership



## 31 TOP HITS TO CHOOSE FROM

TITLE	CLUB PRICE	SELECTION NUMBER
QUEST FOR FIRE	\$69.95	0598082
ALIEN	59.95	0002162
ALL THAT JAZZ	69.95	0001172
THE STUNT MAN	69.95	0501122
THE FRENCH CONNECTION	69.95	0042342
BREAKING AWAY	59.95	0038142
THE MUPPET MOVIE	59.95	0003152
AN UNMARRIED WOMAN	69.95	0005132
NORMA RAE	69.95	0007372
BEING THERE	69.95	0047132
THE POSTMAN ALWAYS RINGS TWICE	69.95	4000102
CARNEY	59.95	0035252
NINE TO FIVE	69.95	0037152
CASABLANCA	79.95	0507162
ON GOLDEN POND	79.95	0523162
MOMMIE DEAREST	84.95	2000142
TATTOO	59.95	0603012
M*A*S*H	59.95	0055042
AFRICAN QUEEN	59.95	0511022
S.O.B.	59.95	0600122
MAKING LOVE	69.95	0602102
ROCKY	69.95	0563172
THE SOUND OF MUSIC	89.95	0039212
AN EVENING WITH LIZA MINNELLI	59.95	0540152
CABARET	69.95	4001192
MAN ON THE MOON	49.95	3519162
RIO LOBO	49.95	0033192
TAPS	59.95	0596182
GENTLEMEN PREFER BLONDES	59.95	0627112
MODERN TIMES	59.95	0590062
SOUTH PACIFIC	69.95	3506112

Any movie on this page for less than the price of a blank is only the beginning. In the CBS Video Club, there's no membership fee. And you don't have to buy a lot of movies. Just two more at regular Club prices within the next year. Prices currently range from as low as

\$39.95 to \$89.95, plus shipping and handling. (Multiple cassettes and specials may cost a bit more.)

Choose from the best, too. *Star Wars*,<sup>TM</sup> *Rocky III*, *The Maltese Falcon*, and more.

### BONUS PLAN — SAVE 50%

After buying two at Club prices, you can cancel. Or stay with us and save even more. Because with each movie you buy thereafter, you can help yourself to another of equal value or less at 50% OFF. That's as little as \$20 a movie!

### SHOP-BY-MAIL CONVENIENCE

We'll send you our bimonthly CBS Video Club Program reviewing our Director's Selection plus many alternate movies. You may also receive up to four special offers for a total of up to 10 announcements a year.

If you want the Director's Selection, don't do a thing. It will arrive automatically. If you prefer an alternate title, or none at all, just return the card always provided by the date specified.

You'll have two full weeks to decide. And a toll-free number to call if you have any questions or service requests. (If you ever receive a tape that you had less than two weeks to consider, send it back at our expense.)

### TRY US AT NO RISK

Join today and we'll send your movie for just \$9.95, along with details of how the Club works. If you're not satisfied, return everything within 10 days for a full,

prompt refund—no further obligation. So clip the coupon now. It's a great deal.

Save time. For credit card orders call toll-free during business hours  
**1-800-457-0866**

In Indiana call Toll Free. 1-800-742-1200.  
Ask for operator 96

## CBS VIDEO CLUB

CBS VIDEO CLUB  
Dept. 17K, P.O. Box 1111, Terre Haute, IN 47811

Yes, please enroll me in the CBS Video Club under the terms outlined in this advertisement. As a member, I need buy just two more movies within the next year.

Check one:  BETA  VHS

List movie selection by number: \_\_\_\_\_  
 Check for \$9.95 plus \$3 shipping and handling enclosed **Z31**  
 Charge all my purchases, beginning with \$9.95 plus \$3 shipping and handling for my introductory movie, to my credit card designated **Z32** below.

MasterCard-Interbank # \_\_\_\_\_  
 American Express  Visa

Account # \_\_\_\_\_

Expiration Date \_\_\_\_\_

Signature \_\_\_\_\_

Name \_\_\_\_\_

Address \_\_\_\_\_

City \_\_\_\_\_ State \_\_\_\_\_ Zip \_\_\_\_\_

For faster service, please give phone number:

( ) \_\_\_\_\_

Note: This offer is not available to retailers. CBS Video Club reserves the right to reject any application and cancel any membership. Offer limited to continental U.S. (excluding Alaska). Applicable sales tax added to all orders.

There is a word that describes your choices in flexible disks today. That word is "ordinary." The woods seem to be full of offerings of middling quality, neither good nor bad, not necessarily cheap but not overly expensive for the most part, products that are just so-so, just average, just...well, just ordinary.

But now there's a new word in flexible disks. Ultra Magnetics. A word that redefines the state-of-the-art in flexible disk price performance rather than reinforcing the current state-of-the-marketplace. By itself, *Ultra* means "extra ordinary." And by itself is where you'll place the Ultra Magnetics product when you have a chance to compare it to others.

The superb engineering and meticulous manufacturing of each Ultra Magnetics disk clearly shows. A proprietary jacket provides more consistent jacket dimensions and lower torque that result in better auto-loading and longer life. A special lubricant built into each disk surface enhances both disk and head durability. And

100% surface testing of each and every Ultra Magnetics disk ensures the highest data reliability. Our Ultra Magnetics product line currently includes single- and double-sided 5.25-inch disks. Soon, it will feature 8-inch disks as well. For a fact, they are more expensive than some of the garden variety alternatives. But considering the performance and the reliability, Ultra Magnetics is a surprisingly attractive value.


Here's the bottom line. You no longer have to put up with what you may have sadly come to expect from flexible disks. And we

encourage you to take the next logical step from the usual to the remarkable—from the ordinary to the extraordinary. Call your local supplies distributor and ask for Ultra Magnetics.



Ultra Magnetics Technology, Inc.  
7 Hangar Way  
Watsonville, CA 95076  
(408) 728-7777

# EXTRA ORDINARY



# ULTRA Diskettes

Now...Diskettes you can swear by, not swear at.

Lucky for you, the diskette buyer, there are many diskette brands to choose from. Some brands are good, some not as good, and some you wouldn't think of trusting with even one byte of your valuable data. Sadly, some manufacturers have put their profit motive ahead of creating quality products. This has resulted in an abundance of low quality but rather expensive diskettes in the marketplace.

## A NEW COMPANY WAS NEEDED AND STARTED

Fortunately, other people in the diskette industry recognized that making ultra-high quality diskettes required the best and newest manufacturing equipment as well as the best people to operate this equipment. Since most manufacturers seemed satisfied to give you only the everyday quality now available, an assemblage of quality conscious individuals decided to start a new company to give you a new and better diskette. They called this product the *Ultra* diskette, and you're going to love them. Now you have a product you can swear by, not swear at.

## HOW THEY MADE THE BEST DISKETTES EVEN BETTER

The management of *Ultra* Magnetics then hired all the top brains in the diskette industry to make the *Ultra* product. Then these top bananas (sometimes called floppy freaks) created a new standard of diskette quality and reliability. To learn the "manufacturing secrets" of the top diskette makers, they've also hired the remaining "magnetic media moguls" from competitors such as Verbatim, Memorex, Dysan and many more. Then all these top-dollar engineers, physicists, research scientists and production experts (if they've missed you, send in your resume to *Ultra*) were given one directive...to pool all their manufacturing know-how and create a new, better diskette.

## HOW ULTRA DISKETTES ARE MANUFACTURED

The *Ultra* Magnetics crew then assembled the newest, totally quality monitored, automated production line in the industry. We know that some of *Ultra*'s competitors are still making magnetic media on equipment that is old enough to vote. Since all manufacturing equipment at *Ultra* is new, it's easy for *Ultra* to consistently make better diskettes. You can always be assured of ultra-tight tolerances and superb dependability when you use *Ultra*. If all this manufacturing mumbo-jumbo doesn't impress you, we're sure that at least one of these other benefits from using *Ultra* diskettes will:

- TOTAL SURFACE TESTING** - For maximum reliability, and to lessen the likelihood of disk errors, all diskettes must be totally surface tested. At *Ultra*, each diskette is 100% surface tested. *Ultra* is so picky in their testing, they even test the tracks that are in between the regular tracks.
- COMPLETE LINE OF PRODUCTS** - For a diskette to be useful to you and your computer, it must be compatible physically. *Ultra* Magnetics has an entire line of 5 1/4-inch and 8-inch diskettes.
- SPECIALLY LUBRICATED DISK** - *Ultra* uses a special oxide lubricant which is added to the base media in the production of their diskettes. This gives you a better disk drive head to media contact and longer head and disk life.
- HIGH TEMPERATURE/LOW-MARRING JACKET** - A unique high temperature and low-marring vinyl jacket allows use of their product where other diskettes won't work. This special jacket is more rigid than other diskettes and helps eliminate dust on the jacket.
- REINFORCED HUB RINGS** - Standard on all *Ultra* mini-disks, to strengthen the center hub hole. This increases the life of the disk to save you money and increase overall diskette reliability.
- DISK DURABILITY** - *Ultra* disks will beat all industry standards for reliability at well over millions and millions of revolutions. They are compatible with all industry specifications as established by ANSI, ECMA, ISO and JIS.
- CUSTOMER ORIENTED PACKAGING** - All *Ultra* disks are packaged 10 disks to a carton and 10 cartons to a case. The economy bulk pack is packaged 100 disks to a case without envelopes or labels.
- LIFETIME WARRANTY** - If all else fails, remember, all disks made by *Ultra* Magnetics, (except bulk pack) have a lifetime warranty. If your *Ultra* disks fail to meet factory specifications, *Ultra* Magnetics will replace them under the terms of their warranty.
- SUPERB VALUE** - With *Ultra*'s automated production line, high-quality, error-free disks are yours without high cost.



## SAVE ON ULTRA DISKETTES

Product Description	Part #	CE quant. 100 price per disc (\$)
8" SSSD IBM Compatible (128 B/S, 26 Sectors)	81726	1.99
8" SSDD IBM Compatible (128 B/S, 26 Sectors)	81701	2.49
8" DSDD Soft Sector (Unformatted)	82701	3.19
8" DSDD Soft Sector (1024 B/S, 8 Sectors)	82708	3.19
5 1/4" SSSD Soft Sector w/Hub Ring	50001	1.79
5 1/4" Same as above, but bulk pack w/o envelope	00153	1.39
5 1/4" SSSD 10 Hard Sector w/Hub Ring	50010	1.79
5 1/4" SSSD 16 Hard Sector w/Hub Ring	50016	1.79
5 1/4" SSDD Soft Sector w/Hub Ring	51401	1.89
5 1/4" Same as above, but bulk pack w/o envelope	00096	1.49
5 1/4" SSDD 10 Hard Sector w/Hub Ring	51410	1.89
5 1/4" SSDD 16 Hard Sector w/Hub Ring	51416	1.89
5 1/4" DSDD Soft Sector w/Hub Ring	52401	2.79
5 1/4" Same as above, but bulk pack w/o envelope	00140	2.39
5 1/4" DSDD 10 Hard Sector w/Hub Ring	52410	2.79
5 1/4" DSDD 16 Hard Sector w/Hub Ring	52416	2.79
5 1/4" SSQD Soft Sector w/Hub Ring (96 TPI)	51801	2.49
5 1/4" DSQD Soft Sector w/Hub Ring (96 TPI)	52801	3.49

SSSD = Single Sided Single Density; SSDD = Single Sided Double Density; DSDD = Double Sided Double Density; SSQD = Single Sided Quad Density; DSQD = Double Sided Quad Density; TPI = Tracks per inch.  
For less than 100 diskettes, add 10% to our quantity 100 price.  
For additional compatibility info call Ultra Magnetics at 408-728-7777.

## The Small Print

To get the fastest delivery from CE of your *Ultra* computer products, send or phone your order directly to our Computer Products Division. Be sure to calculate your price using the CE prices in this ad. Michigan residents please add 4% sales tax or supply your tax ID number. Written purchase orders are accepted from approved government agencies and most well rated firms at a 30% surcharge for net 30 billing. All sales are subject to availability, acceptance and verification. All sales are final. Prices, terms and specifications are subject to change without notice. All prices are in U.S. dollars. Out of stock items will be placed on back order automatically unless CE is instructed differently. Minimum prepaid order \$50.00. Minimum purchase order \$200.00. International orders are invited with a \$20.00 surcharge for special handling in addition to shipping charges. All shipments are F.O.B. Ann Arbor, Michigan. No COD's please. Non-certified and foreign checks require bank clearance.

For shipping charges add \$8.00 per case or partial-case of 100 8-inch discs or \$6.00 per case or partial-case of 100 5 1/4-inch mini-discs for U.P.S. ground shipping and handling in the continental United States.

**Mail orders to:** Communications Electronics, Box 1002, Ann Arbor, Michigan 48106 U.S.A. If you have a Master Card or Visa card, you may call and place a credit card order. Order toll-free in the U.S. Dial 800-521-4414. In Canada, order toll-free by calling 800-265-4828. If you are outside the U.S. or in Michigan, dial 313-994-4444. Telex 810-223-2422. Order your *Ultra* diskettes from Communications Electronics today.

Copyright © 1983 Communications Electronics™

Ad #050583



Order Toll-Free!  
800-521-4414

In Michigan 313-994-4444

**ULTRA  
MAGNETICS  
diskettes**

**COMMUNICATIONS  
ELECTRONICS™**

**Computer Products Division**

854 Phoenix □ Box 1002 □ Ann Arbor, Michigan 48106 U.S.A.  
Call TOLL-FREE (800) 521-4414 or outside U.S.A. (313) 994-4444

# Computers & Electronics

JULY 1983

VOLUME 21, NUMBER 7

## FEATURE ARTICLES

**36 DATA STORAGE IN A NUTSHELL**  
*Les Solomon and Stan Veit/Insights into choices of mass storage systems for computerists.*

**54 HIGH-GRADE DATA CONVERTER FOR THE APPLE II, Part I**  
*Robert Nicklin/A/D and D/A conversion increases usefulness of your computer.*

**62 DESKTOP APPLIANCE COMPUTERS**  
*Stan Veit/Comparing the Cromemco C-10 and Morrow Micro Decision.*

**67 PROGRAM ANY WAVESHAPES YOU CAN IMAGINE**  
*R.S. Lasher/Synthesize waveshapes without using complex filters.*

**73 THE SOUL OF CP/M**  
*M. Waite & R. Lafore/Part 3: Disk System Calls—the skeleton structure of the CP/M OS.*

**82 LEARNING 16-BIT MICROCOMPUTER TECHNOLOGY**  
*George Meyerle/Part 5: The Dynamic RAM and Asynchronous Communications Port.*

**95 ENGLISH BROADCASTS AUDIBLE IN NORTH AMERICA**  
*Glenn Hauser*

## EQUIPMENT REVIEWS


**31 KLOSS NOVABEAM MODEL TWO PROJECTION TV**

## COLUMNS

**14 COMPUTER VIDEO GAMES**

**20 LES SOLOMON ON COMPUTER HARDWARE**  
*Hardware Tricks To Improve Usage.*

COVER ART BY A. DANIELS



**22 STAN VEIT ON COMPUTER SOFTWARE**  
*What Makes a DBMS Tick and What Kind Do You Need?*

**24 COMPUTER SOURCES**

**28 ENTERTAINMENT ELECTRONICS**  
*Len Feldman/Are Those Digital Discs All They're Cracked Up to Be?*

**86 THE ELECTRONICS SCIENTIST**  
*Forrest M. Mims, III/Thermoelectric Modules/MF-10 Universal Active Filter*

## DEPARTMENTS

**6 EDITORIAL**  
*Art Salsberg*  
*Shades of de Gaulle.*

**7 LETTERS**

**10 NEW PRODUCTS**

**97 OPERATION ASSIST**

**98 COMPUTER MART/ELECTRONICS CLASSIFIED**

**110 ADVERTISERS' INDEX**

COPYRIGHT © 1983 BY ZIFF-DAVIS PUBLISHING COMPANY. All rights reserved. Computers & Electronics (ISSN 0032-4455) July 1983, Volume 21, Number 7. Published monthly by Ziff-Davis Publishing Co., at One Park Ave., New York, NY 10016. Richard P. Friese, President; Selwyn Taubman, Treasurer; Bertram A. Abrams, Secretary. One year subscription rate for U.S. and Possessions, \$15.97; Canada, \$20.97; all other countries, \$23.97 (cash orders only, payable in U.S. currency). Second Class Postage Paid at New York, N.Y. 10016 and at additional mailing offices. Authorized as second class mail by the Post Office Dept., Ottawa, Canada, and for payment of postage in cash. POPULAR ELECTRONICS including ELECTRONICS WORLD trademark registered. Indexed in the Reader's Guide to Periodical Literature. Ziff-Davis also publishes Boating, Car and Driver, Cycle, Flying, Popular Photography, Skiing, Stereo Review, Electronic Experimenter's Handbook, and Tape Recording & Buying Guide. POSTMASTER: Send address changes to COMPUTERS & ELECTRONICS, Circulation Dept. P.O. Box 2774, Boulder, CO 80302. Please allow at least eight weeks for change of address, enclosing, if possible, an address label from a recent issue. Permissions. Material in this publication may not be reproduced in any form without permission. Requests for permission should be directed to Elizabeth Amado, Rights and Permissions, Ziff-Davis Publishing Co., One Park Ave., New York, NY 10016.

# wabash<sup>®</sup> diskettes \$1.29 each!

for  
as  
low  
as

## Now get Wabash Quality at a CE Price

For over 17 years, Wabash has been making high quality and dependable computer products. Wabash diskettes are made to provide error-free performance on your computer system because every diskette has been totally and hypercritically tested. Since you can now buy Wabash computer products directly from CE, the world's largest distributor of magnetic media, you can now get maximum savings on every order. You can even order toll-free.

## New Wabash Six Year Warranty

The quality of Wabash diskettes is stressed throughout the entire manufacturing process. After coating, all Wabash diskettes go through a unique burnishing process that gives each diskette a mirror-smooth appearance. Wabash then carefully applies a lubricant that is specially formulated to increase diskette life. Then, to keep out foreign particles, a unique heat seal bonds the jacket and liner together to help prevent contamination. After 100% hypercritical testing and certification, Wabash then packages each diskette, (except bulk pack) in a super strong and tear resistant Tyvek<sup>®</sup> envelope. The final Wabash product is then shrink-wrapped to insure cleanliness and reduce contamination during shipment. Wabash diskettes are so very reliable that Wabash now offers a six year warranty in case of defects in materials or workmanship on all diskettes purchased directly from Communications Electronics.

## New...Wabash Diskette Duplication Services

Communications Electronics has teamed up with Wabash to provide a single-source solution for the diskette duplication requirements of software developers, OEM's and distributors. All service is in-house, to give you fast, dependable service. In most cases, delivery can be completed in five days. Whether you require 100, 1,000, or 10,000 copies per week, call CE first for a no obligation price quote. For additional information, please write us on your letterhead with your requirements.

### SAVE ON WABASH DISKETTES

Product Description	Part #	CE quant. 100 price per disk (\$)
8" SSSD IBM Compatible (128 B/S, 26 Sectors)	F111	1.89
8" SSSD Shugart Compatible, 32 Hard Sector	F31A	1.89
8" SSSD IBM Compatible (128 B/S, 26 Sectors)	F131	2.39
8" DSDD Soft Sector (Unformatted)	F14A	2.99
8" DSDD Soft Sector (256 B/S, 26 Sectors)	F144	2.99
8" DSDD Soft Sector (512 B/S, 15 Sectors)	F145	2.99
8" DSDD Soft Sector (1024 B/S, 8 Sectors)	F147	2.99
5 1/4" SSSD Soft Sector w/Hub Ring	M11A	1.49
5 1/4" Same as above, but bulk pack w/o envelope	M11AB	1.29
5 1/4" SSSD 10 Hard Sector w/Hub Ring	M41A	1.49
5 1/4" SSSD 16 Hard Sector w/Hub Ring	M51A	1.49
5 1/4" SSDD Soft Sector w/Hub Ring	M13A	1.79
5 1/4" Same as above, but bulk pack w/o envelope	M13AB	1.59
5 1/4" SSDD 10 Hard Sector w/Hub Ring	M43A	1.79
5 1/4" SSDD 16 Hard Sector w/Hub Ring	M53A	1.79
5 1/4" DSDD Soft Sector w/Hub Ring	M14A	2.69
5 1/4" Same as above, but bulk pack w/o envelope	M14AB	2.49
5 1/4" DSDD 10 Hard Sector w/Hub Ring	M44A	2.69
5 1/4" DSDD 16 Hard Sector w/Hub Ring	M54A	2.69
5 1/4" SSQD Soft Sector w/Hub Ring (96 TPI)	M15A	2.59
5 1/4" DSQD Soft Sector w/Hub Ring (96 TPI)	M16A	3.69
5 1/4" Tyvek Diskette Envelopes - Price per 100 Pack	TE5	12.00

SSSD = Single Sided Single Density; SSDD = Single Sided Double Density;  
DSDD = Double Sided Double Density; SSQD = Single Sided Quad Density;  
DSQD = Double Sided Quad Density; TPI = Tracks per inch.

**Quantity Discounts Available**  
Wabash diskettes are packed 10 disks to a carton and 10 cartons to a case. The economy bulk pack is packaged 100 disks to a case without envelopes or labels. Please order only in increments of 100 units for quantity 100 pricing. With the exception of bulk pack, we are also willing to accommodate your smaller orders. Quantities less than 100 units are available in increments of 10 units at a 20% surcharge above our 100 unit price. **Quantity discounts are also available.**



Order 500 or more disks at the same time and deduct 1%, 1,000 or more saves you 2%; 2,000 or more saves 3%; 5,000 or more saves 4%; 10,000 or more saves 5%; 25,000 or more saves 6%; 50,000 or more saves 7%; 100,000 or more saves 8%; 500,000 or more saves 9% and 1,000,000 or more disks earns you a 10% discount off our super low quantity 100 price. Almost all Wabash diskettes are immediately available from CE. Our efficient warehouse facilities are equipped to help us get you the quality product you need, when you need it. If you need further assistance to find the flexible disk that's right for you, call the Wabash compatibility hotline. Dial toll-free 800-323-9868 and ask for your compatibility representative. In Illinois or outside the U.S. dial 312-593-6363 between 9 AM to 4 PM Central time.

## Buy Wabash Diskettes with Confidence

To get the fastest delivery from CE of your Wabash computer products, we recommend you phone your order directly to our Computer Products Division and charge it to your credit card. Be sure to calculate your price using the CE prices in this ad. Written purchase orders are accepted from approved government agencies and most well rated firms at a 30% surcharge for net 30 billing. For maximum savings your order should be prepaid. All sales are subject to availability, acceptance and verification. All sales are final. All prices are in U.S. dollars. Prices, terms and specifications are subject to change without notice. Out of stock items will be placed on backorder automatically unless CE is instructed differently. Minimum prepaid order is \$50.00. Minimum purchase order \$200.00 All shipments are F.O.B. Ann Arbor, Michigan U.S.A. No COD's please. Non-certified and foreign checks require bank clearance.

For shipping charges add \$8.00 per case or partial case of 100 8-inch flexible disks or \$6.00 per case or partial case of 100 5 1/4-inch mini-diskettes for U.P.S. ground shipping and handling in the continental U.S.A.

**Mail orders to:** Communications Electronics, Box 1002, Ann Arbor, Michigan 48106 U.S.A. If you have a Visa or Master Card, you may call and place a credit card order. Order toll-free in the U.S. Dial 800-521-4414. In Canada, order toll-free by calling 800-265-4828. If you are outside the U.S. or in Michigan dial 313-994-4444. Telex anytime 810-223-2422. Order your Wabash diskettes today.

Copyright © 1983 Communications Electronics™

Ad #U12483



Order Toll-Free!  
800-521-4414

In Michigan 313-994-4444

wabash  
error-free  
diskettes

**COMMUNICATIONS  
ELECTRONICS™**

**Computer Products Division**

818 Phoenix □ Box 1002 □ Ann Arbor, Michigan 48106 U.S.A.  
Order TOLL-FREE 800-521-4414 or outside U.S.A. 313-994-4444

CIRCLE NO. 19 ON FREE INFORMATION CARD

# EDITORIAL



## Shades of de Gaulle

It rankled the French Government when a survey revealed that some 75 percent of French scientists wrote research papers in English for conferences in France. Authors were urged to use their native tongue. The scientists naturally balked at this because their language ranks only 11th among the number of people who use the tongue in the world, whereas English is Number One! Obviously, no one wants to limit his audience. In defense, the scientists observed that many technical words have no equivalent in French. To counter this, the French Industry Minister Office blithely created a list of new French computer words.

Now le hardware is replaced by *le materiel*, while le software uses the

worlds *le logiciel*. Logical? A listing is now *un listage*, and data bank is called *la banque de donnees*. So far French scientists view the effort to purify computer terms as being inoperative.

It's difficult to persuade people to adopt industry standards. Witness the U.S. efforts to go metric. Thus far it's been a total failure. More to the point, our editors continually bemoan the dearth of standards in the computer field. Most of us, though, don't appreciate the enormous challenge faced in developing standards that will be accepted by everyone. They don't come easy.

There are many ways to get a standard, of course. Legislation is one, such as with weights and measures. Government agencies mandate others. That is, if you want to do business with this huge buyer. Can one ignore the bar code 39 system, for example? Or the Ada computer language? Most standards, however, are voluntary.

A formal method of going about establishing voluntary standards is in place, you should know. This is coordinated by the American National Standards Institute. The process is an open one, with standards adopted reflecting a consensus. A host of organizations is accredited by ANSI to develop standards that fall within its area of expertise. The IEEE is one, for instance. When a standard is developed and approved by, say, this association, it carries a designation such as IEEE Std. xxx and is submitted to ANSI for its adoption. When this is done, the standard's designation is changed to ANSI/IEEE Std. xxx.

You don't have to sit back and wait for some standards to be developed, of course. Unlike the weather, you can do something about it besides griping. For example, if you're a member of an organization that works with ANSI on standards, all you generally need to do is gain sponsorship from one of its technical committees to get the ball rolling. You might be appointed as head of a working group on it. The newly adopted IEEE-696 standard for the S-100 bus was sponsored by the IEEE Computer Society's Technical Committee on Mini/Microcomputers, for example, with Mark Garetz, San Carlos, CA as Chairperson.

The marketplace establishes *de facto* standards, too, such as the IBM 3270 terminal "standard." This method of generating standards will probably come about for others, such as Teletext, the 5¼" Winchester interface, etc.

There's a new standards effort churning out there since 1973 that will affect all of us. It concerns new logic symbols that show input relative to output without indicating internal logic. The final draft on this is expected to be released sometime this year, though Texas Instruments is already using them in its handbooks on digital logic devices. You'll be reading about it in **COMPUTER & ELECTRONICS**.

*Art Salsberg*

## Computers & Electronics

formerly Popular Electronics

**WILLIAM S. DAVID**  
Publisher

**ARTHUR P. SALSBERG**  
Editorial Director

**LESLIE SOLOMON**  
Technical Director

**JOHN R. RIGGS**  
Managing Editor

**EDWARD I. BUXBAUM**  
Art Director

**ALEXANDER W. BURAWA**  
Senior Editor

**JOSEPH DESPOSITO**  
Technical Editor

**STANLEY VEIT**  
Technical Editor

**ANDRE DUZANT**  
Technical Illustrator

**CARMEN ROBLES**  
Production Editor

**JEFF NEWMAN**  
Editorial Assistant

Contributing Editors:

Walter Buchsbaum, Len Feldman

Glenn Hauser, Julian Hirsch

Jim Keogh, Forrest Mims

Editorial and Executive Offices  
One Park Avenue  
New York, New York 10016  
212 725-3500

New York Office  
Advertising Director:  
Richard Govatski 212 725-7460

Sales:  
Tom Ballou 212 725-3578  
Ken Lipka 212 725-3580

Midwestern Office  
Suite 1400, 180 N. Michigan Ave.  
Chicago, IL 60601 312 346-2600  
Sales: Robert Vanek

J.E.M. Associates  
Francisco Bay Office Park  
1750 Montgomery Street  
San Francisco, CA 94111 415-989-4643  
Joe Mesics

Representation in Japan  
J.S. Yagi  
Iwai Trading Co., Ltd.  
603 Ginza Sky Heights Bldg.  
18-13, Ginza 7-Chome  
Tokyo, Japan 104

Consumer Computers &  
Electronics Magazine Division

Larry Sporn President  
J. Scott Briggs Vice President, Marketing  
Carole Mandel Vice President, Circulation  
Eileen G. Markowitz Vice President  
General Manager  
Peter J. Blank Creative Director

Ziff-Davis Publishing Company

Richard P. Friese President  
Albert S. Traina President, Consumer  
Magazine Division  
Furman Hebb Executive Vice President  
Paul H. Chook Executive Vice President  
Marketing and Circulation  
Senior Vice Presidents

Phillip T. Heffernan Vice Presidents  
Sidney Holtz  
Edward D. Muhlfeld  
Philip Sine  
Baird Davis  
George Morrissey Treasurer  
Selwyn Taubman Secretary  
Bertram A. Abrams

Editorial correspondence: **COMPUTERS & ELECTRONICS**, 1 Park Ave., New York, NY 10016. Editorial contributions must be accompanied by return postage and will be handled with reasonable care; however, publisher assumes no responsibility for return or safety of manuscripts, art work, or models submitted.

The publisher has no knowledge of any proprietary rights which will be violated by the making or using of any items disclosed in this issue.





## LETTERS

### FUNCTION GENERATOR

The Programmable Function Generator (February 1983) should be useful in many types of design work, but its utility might be increased even more by the addition of a 25-pin "D" connector to allow external access to the BCD data lines and a switch to disable the thumbwheel switches. Then the generator could be interfaced with a computer.—*D. W. West, Norwood, MA.*

### PUBLIC DOMAIN SOFTWARE

In a recent column, you mentioned Tony Gold and the CP/M Users Group. May I please have an address for the group?—*David Hinrichs, Wilkes-Barre, PA.*

*Tony Gold is no longer connected with the CP/M Users Group. However, the address is:*

#### CPMUG

1651 Third Ave.

New York, NY 10028

*A lot of public-domain software is collected by SIG/M. Its address is:*

#### SIG/M User's Group

Amateur Computer Club of New Jersey, Inc.,

PO Box 97

Islen, NJ 08830

*A complete catalog of public-domain software is published by The S-100 User's Group of The N.Y. Amateur Computing Club, PO Box 106, Church St. Station, New York, NY 10018. There are 7 volumes in the complete catalog at this time and they sell for \$10 each.—Ed.*

### LIKES CP/M

I have been trying to teach myself assembly language for some time, with no success. Your articles on CP/M provide the first approach I have found that is understandable. I am reading the articles and running the programs. They really work and I am finally understanding assembly.—*A.L. Tripamer, Olympia Fields, IL.*

### OUT OF TUNE

In "Learning 16-Bit Microcomputer Technology Part 3" (May 1983), in Figs. 16 and 17, J2 numbers refer to the DB-25 connector on the 64K RAM/RS232C port board rather than the S-62 expansion slot as shown.

In "Super Hold: A Telephone Peripheral" (May 1983), the polarity of *RECT1* should be reversed on both the schematic and the component layout; on the schematic, *C13* should be 0.47  $\mu$ F and *R21* should be 1 kilohm; and on the component layout, *IC7* should be installed with its OUT terminal facing up.

# How to use computers to teach math!

## COMPUTERS IN MATHEMATICS:


### A SOURCE BOOK OF IDEAS

Now that more and more math departments have access to a microcomputer, the problem becomes: How to use the computer effectively as a teaching aid?

Here's where **COMPUTERS IN MATHEMATICS** can help you. This 224-page book of reprints from *Creative Computing* magazine is a goldmine of learning ideas, problem-solving strategies, programming hints, puzzles, brain teasers, and much more!

**COMPUTERS IN MATHEMATICS** covers nine subject areas:

- Computer literacy and computers in society.
- Thinking strategies and how to solve problems.
- Computer simulations and how to write them.
- Probability.
- Mathematical miscellany, from circular functions to differential equations.
- Art and graphics and their relation to mathematics.
- Computer Assisted Instruction (CAI)
- Programming style.
- Puzzles, problems and programming ideas.



8 1/4" x 11", softcover,  
hundreds of black-and-white  
diagrams and illustrations.  
224 pp.

In all, **COMPUTERS IN MATHEMATICS** contains 77 fascinating articles, over 200 problems for assignment, and nearly 100 programs. Edited and with a preface by David H. Ahl, Editor-in-Chief of *Creative Computing*, this immensely practical volume is an invaluable classroom tool for teachers and students of all grades.

### USE THE COUPON TO ORDER YOUR COPY TODAY!

**creative computing** Dept. NA7B 39 East Hanover Avenue  
Morris Plains, New Jersey 07950

Please send me \_\_\_\_\_ copies of **COMPUTERS IN MATHEMATICS**.  
A Sourcebook of Ideas, at \$15.95 plus \$2.00 postage & handling,\* each #12D

**CHECK ONE:**  Payment enclosed \$ \_\_\_\_\_ (NJ residents add 5% sales tax.)

Charge my:  American Express  MasterCard  Visa

Card No. \_\_\_\_\_ Expire Date \_\_\_\_\_

Signature \_\_\_\_\_

Mr./Mrs./Ms \_\_\_\_\_ (please print full name)

Address \_\_\_\_\_ Apt. \_\_\_\_\_

City \_\_\_\_\_ State \_\_\_\_\_ Zip \_\_\_\_\_

\*All foreign orders (except Canada and Mexico) add \$3  
to postage and handling shown. Shipped air mail only

Purchase orders under  
\$50 not accepted

For faster service, call TOLL FREE 800-631-8112. (In NJ call 201-540-0445.)

# What's on the best-seller list in IBM Personal Computer software?

Games can make anyone  
a winner while creating  
you to hours of fun  
and fantasy.



Payroll can boost your  
productivity and make employee  
deductions less taxing.



Electronic spreadsheets help  
build financial models that  
can shape your future.



Word processing can  
give any writer  
visible support for  
creating and editing.

Inventory control can help put you on top by keeping track of what's what and where.



Languages like BASIC can encourage students to write programs of their own.


Stock monitoring can help put you in the chips by tapping the world of Wall Street.



Data management can help tame your file of names, numbers, facts and figures.



Accounting can give you a leg up when balancing the books.



People prefer IBM Personal Computer software for a variety of reasons. And one of the best reasons is its variety.

Because, for just about anything you want the IBM Personal Computer to help you do, there's software to help you do it. Software to help improve productivity, efficiency and planning. To help teachers teach and students learn.

Or help you become an even more astute gamesplayer.

Every program in our software library makes the IBM Personal Computer a truly useful tool for modern times. That's why a lot of buyers like you have made them best sellers. And the library is still growing.

So the best may well be yet to come.

## NEW PRODUCTS



### 200M-BYTE STORAGE


"The Bank" from Corvus Systems, Inc., features removable tape cartridges capable of holding as much as 200M bytes of data. It is approximately the same size and price and appears to a computer to be the same as a micro-rigid-disk system. The media, a continuous loop of 100-track magnetic tape in a cartridge, is available in 200M-, 100M-, and 60M-byte sizes. Average latency (time to find requested data) is 10 seconds for a 200M-byte cartridge and max. transfer rate is 60K bytes/second. Can be used with a single microcomputer or in a multiple-computer network. \$2195.

Circle No. 84 on Free Information Card

### LINEAR-TRACKING TURNTABLE

JVC's Model QL-L2 linear-tracking turntable has quartz lock and a microcomputer-supervised fully automatic mechanism. An optical tracking system maintains arm tangency to the groove at all times. The tonearm accepts P-mount cartridges. The microcomputer operates in conjunction with an optical sensing system that detects record size and automatically sets correct platter speed (33 $\frac{1}{3}$  or 45 rpm). A pulse-count system cues the tonearm onto the record and returns it to rest and shuts off power after play. Wow and flutter are rated at 0.025% wrms. \$240, including dust cover.

Circle No. 85 on Free Information Card



### CAR STEREO POWER AMPLIFIER


Model Alphasonik A265, from Visonik of America, is a class-A stereo power amplifier with a rated output of 65 W/channel into 4 ohms. It is bridgeable for mono, delivering 130 W into either 4 or 8 ohms. THD is said to be under 0.01%, 20 to 20,000 Hz. A Perma-Tect™ circuit monitors output current and voltage and limits power without interfering with the signal. Thermal breakers are also used.

Circle No. 87 on Free Information Card

### TELEPHONE INTERFACE WITH SPEECH

CompuFone, from Computalker, is a telephone interface and speech storage/output device for IEEE-696 (S-100) bus computers. FCC-approved direct connection is via a standard modular phone jack and it can originate and answer calls. On-board Touch-Tone™ decoder permits entering commands from a remote phone. Voice digitizer subsystem permits speech recording from telephone or MIKE IN or LINE IN connections on the board. Previously recorded speech can be sent over the phone line or reproduced locally. \$995.

Circle No. 86 on Free Information Card






### VIDEO EDITOR

Chalange Sales & Mfg. has introduced the Model 1000 video editor designed for home and small business use. It contains a "color monitor function" and is compatible with most camera-capable VCRs, including mono and stereo units. Professional results are claimed to be obtainable with only three easy editing steps. A dub function is done automatically, *after* the complete edit has been performed and reviewed. \$299.95.

Circle No. 88 on Free Information Card



### ADD-ONS FOR HERO 1 ROBOT


Perbotics is offering three add-ons for the Heath Hero 1 robot: 8K RAM/communications board (20 sockets for extending memory); 44K RAM/communications board (gives Hero a total of 48K RAM plus RS232C-compatible port); and software on a Hero-readable cassette to use the memory/communications products. \$795 for 44K board; \$395 for 8K board; \$49 for cassette program tape

Circle No. 89 on Free Information Card

### IBM-PC INTERFACE CARD

The Wico Corp. has introduced an interface card that it claims should prove useful to computer video games players who want to be able to use arcade-quality controls with their IBM-PC computer. The Model 40-2070 card is designed to interface the company's Command Control line of Trackball and Joystick controllers to the IBM-PC computer. \$64.95.

Circle No. 90 on Free Information Card




### NONSHORTING TEST PROBES

Versi-Probe, from Versi-Corp., is said to be totally insulated except at the very tip to prevent short circuits during tests in crowded electronic circuits. The point itself is sharpened to permit piercing insulation on pc boards and hookup wires for making checks without removing insulation. Connection to the Versi-Probe is made with standard insulated alligator clips. \$3.95 per pair. Address: Versi-Corp., 15802 Springdale St., #72, Huntington Beach, CA 92649.

### BRIEFCASE COMPUTER

The battery-powered "Gavilan" portable, CMOS-based, 16-bit (8088) computer has an 8-line by 66-character LCD panel, integral solid-state "mouse," full-size typewriter-style keyboard with separate numeric pad, and built-in 3" (320K) microfloppy disk drive. Programmed into ROM are the operating system (MS-DOS) kernel, interpreter BASIC, and human-interface and data-structuring software. 11" x 11" x 2"; 9 lb. Under \$4000.

Circle No. 91 on Free Information Card



# INTRODUCING EPROM SOFTWARE FOR TIMEX-SINCLAIR COMPUTERS

## MEMOTECH INTRODUCES THREE NEW SOFTWARE PACKAGES FOR YOUR TIMEX-SINCLAIR.

All Memotech software is compatible with both the ZX-81 and TS-1000 computers and comes in its own Memopak case that plugs directly into your computer.

### MEMOCALC

Now there's a powerful tool to assist you with reports and financial forecasts. Memocalc, our spreadsheet analysis software, on EPROM, enables TS-1000 and ZX-81 users to perform complex number crunching routines with ease. With Memotech's 64K RAM a table of up to 7000 numbers with up to 250 rows or 99 columns can be specified. Quick revisions can be achieved by entering new data to your formula. Then, by entering the command CALCULATE, the information is reevaluated and displayed.

Spreadsheet analysis started as an aid to cash-flow analysis, but this powerful tool has now been generalized and Memocalc with its special ability to perform interactive calculations is invaluable in the performance of numerical tasks.

### MEMOTEXT

The Memotext word processor, on EPROM, brings commercial standards of text editing to your computer. Text is first arranged in 32 character lines for the screen with comprehensive editing facilities. On output the user simply chooses the line length for printing and the system does the rest. Used with our Memopak printer interfaces, it

enables output with 80 character lines, upper and lower case, and single and double size characters.

### MEMOPAK ASSEMBLER

The Memopak Assembler, on EPROM, is for those who want to roll up their software sleeves and get down to controlling precisely the power of their computer. It lets you code and edit a source program in the Z80 language, and then assemble it into machine code. You can now write flexible and economical programs, tailor-made in every detail to your own needs, and free from the extravagant use of time and space that goes with the basic high level code.

The editor mode allows you to code directly in the right format, manipulate individual lines and control the exact placing of source and machine code. Routines may be merged or listed (even to a commercial printer with our printer interfaces).

The Assembler mode handles all standard Z80 mnemonics, numbers in hex or decimal, comments and user-selected labels. Be an expert software engineer through this pack and its clear documentation.

### ORDER AT NO RISK.

All Memotech products carry our 10 day money back guarantee. If you're not completely satisfied, return it within ten days and we will give you a full refund. And every Memotech product comes with a six month warranty. Should anything be defective with your Memotech product, return it to us and we will repair or replace it free of charge. Dealer inquiries welcome. To order any Memotech product use the order coupon or call our toll-free number 800/662-0949.


TS-1000 is a registered trademark of Timex Corp

## FROM MEMOTECH... THE WORLD'S LARGEST SUPPLIER OF ADD ON PRODUCTS FOR TIMEX COMPUTERS

<b>Mail To:</b> Memotech Corporation, 7550 West Yale Ave., Denver, CO 80227			
<small>Code</small>	<small>Price</small>	<small>Qty</small>	<small>Total</small>
Memocalc	\$49.95		
Memotext	49.95		
Memopak Assembler	49.95		
Shipping and Handling	4.95		\$ 4.95
Tax (Colorado residents only)			
<b>TOTAL</b>			\$
<small>*All prices quoted in U.S. dollars. Prices and specifications subject to change without notice.</small>			
<input type="checkbox"/> Check <input type="checkbox"/> Mastercard <input type="checkbox"/> Visa			
<small>Account No.</small>		<small>Exp</small>	
<small>Name</small>		<small>Phone number</small>	
<small>Address</small>			
<small>City</small>	<small>State</small>	<small>Zip</small>	

# TIMEX MAKES THE COMPUTER, BUT WE MAKE IT TICK.

If you own a TS-1000 or ZX-81 computer and want to bring out the power within it, you'll want Memotech. From easier input to high quality output and greater memory, Memotech makes the add-ons you demand. Every Memotech peripheral comes in a black anodized aluminum case and is designed to fit together in "piggy back" fashion enabling you to continue to add on and still keep an integrated system look.



**MEMOPAK RAM** All Memopak RAMs are directly addressable, user transparent, are neither switched nor paged and no additional power supply is required. You can also choose the Memopak RAM which is just right for your needs. From economy to power. **16K RAM** The Memopak 16K RAM is the most economical way to add memory to your TS-1000. It is fully compatible with the Timex or Memotech 16K RAMs to provide you with up to 32K of RAM. The 16K RAM also offers additional add-on capabilities through its "piggy back" connection. **32K RAM** The 32K Memopak enables you to execute sophisticated programs and store large data bases and like the 16K RAM is fully compatible with Timex's or Memotech's 16K RAMs to give you a full 48K of RAM. **64K RAM** The 64K Memopak is powerful enough to turn your TS-1000 into a computer with capabilities suitable for business and educational use. It accepts such BASIC commands as 10 DIM A (9000). **MEMOCALC** Memocalc, our spreadsheet analysis

software, enables TS-1000 users to perform complex number crunching routines with ease. With the 64K RAM a table of up to 7000 numbers with up to 250 rows or 99 columns can be specified. Quick revisions can be achieved by entering new data to your formula.


**MEMOTECH KEYBOARD** For ease of operation, the Memotech keyboard is a high quality standard typewriter keyboard, with TS-1000 legends. The keyboard is cable connected to a buffered interface which is housed in a standard Memopak case and plugs directly into the back of the



TS-1000 or other Memopaks. **MEMOPAK HRG** The Memopak High Resolution Graphics, with up to 192 by 248 pixel resolution, enables display of high resolution "arcade game" style graphics through its resident 2K EPROM, programmed with a full range of graphics subroutines.


### CENTRONICS PARALLEL AND RS232 INTERFACES

Memotech's Interfaces enable your TS-1000 to use a wide range of compatible printers. The resident software in the units gives the



complete ASCII set of characters. Both Memopak Interfaces provide lower case character capabilities and up to 80 column printing. The RS232 Interface is also compatible with modems and terminals.

**SEIKOSHA GP 100A PRINTER** The Seikosha GP 100A uses a 5x7 dot matrix printing format with ASCII standard upper and lower case character set. Printing speed is 30 characters/second with a maximum width of 80 characters. The printer uses standard fanfold paper up to 9-1/2 inches wide. The GP 100A is offered as a package including cable and



interface. Other printer packages are also available through Memotech.

**ORDER AT NO RISK.** All Memotech products carry our 10 day money back guarantee. If you're not completely satisfied, return it within ten days and we will give you a full refund. And every Memotech product comes with a six month warranty. Should anything be defective with your Memotech product, return it to us and we will repair or replace it free of charge. Dealer inquiries welcome. To order any Memotech product use the order coupon or call our toll-free number **800/662-0949**.

Mail To Memotech Corporation, 7550 West Yale Ave., Denver, CO 80227			
Code CE-7	Price*	Qty	Total
16K RAM	\$ 49.95		
32K RAM	99.95		
64K RAM	149.95		
Memocalc	49.95		
Keyboard with Interface	99.95		
High Resolution Graphics	99.95		
Centronics Parallel Interface	74.95		
RS232 Interface	49.95		
Printer Cable	19.95		
GP 100A Printer Package**	399.00		
Shipping and Handling	4.95		\$ 4.95
Tax (Colorado residents only)			
TOTAL			\$

\*All prices quoted in US dollars. Prices and specifications subject to change without notice.  
\*\*Please add an additional \$5.00 for printer shipping charges.  
 Check  Mastercard  Visa

Account No \_\_\_\_\_ Exp \_\_\_\_\_  
Name \_\_\_\_\_ Phone number \_\_\_\_\_  
Address \_\_\_\_\_  
City \_\_\_\_\_ State \_\_\_\_\_ Zip \_\_\_\_\_

TS-1000 is a registered trademark of Timex Corp


**MEMOTECH**  
CORPORATION

7550 West Yale Avenue, Denver, Colorado 80227, 303/986-1516, TWX 910-320-2917

# COMPUTER VIDEO GAMES

## Hands-On Reviews of Recently Released Game Software

### JUMPMAN



Diskette for Atari 400/800  
EPYX (Automated Simulations, Inc.),  
1043 Kies Ct., Sunnyvale, CA  
94086, 408-745-0700. \$39.95.

**Graphics** \*\*\*  
**Gameplay** \*\*\*\*  
**Sustained Interest** \*\*\*\*+  
**Type:** Joystick action game  
**Memory Required:** 32K

Of all the new action games we've seen, this one has to rate near the top of the list for its originality and sustained interest. The game scrolls through no less than 30 different screens in the course of gameplay, and each one presents your hero with new hazards.

The scenario supposedly takes place in Jupiter headquarters, infiltrated by the enemy—who has planted bombs all over the place. As Jumpman, you are to single-handedly grab and defuze the bombs. To do this, you have to scale ladders, jump gaps, climb ropes, and avoid falling off the platform you're on, because to fall is to die.

There are also various missiles (bullets) fired at you, but because you are Jumpman, you are usually quick to jump out of their way—unless you happen to be too engrossed in trying to negotiate a particularly difficult bomb retrieval.

You start out with seven lives, which you lose rapidly during the learning phases of this intriguing game. As you get better, you can clear a level of all the bombs. At this point the screen scrolls to the next level where there are different enemies to contend with as you chase down the twinkling bombs. The gameplay speed can be changed. You can also select one of four options, including "Randomization" so you can

see many levels that you might not otherwise reach.

High scores? Who cares? This game is about as totally absorbing and addictive as the best we've seen in the past couple of years—and that covers an awful lot of games. The overall graphics may not be all that great, but they *are* precise, and work well on a monochrome monitor which is an important plus.

### HANGMAN-HANGMATH


Tape Cassette for VIC-20  
Creative Software, 201 San Antonio Circle, Mountain View, CA 94040; 408-745-1655. \$11.95.

**Graphics** \*  
**Gameplay** \*\*\*\*+  
**Sustained Interest** \*\*\*\*+  
**Type:** Keyboard educational game  
**Memory Required:** Resident 3.5K RAM

Okay, so the graphics are awful and use simplistic stick figures. But the interest level and guessing-game nature of the word and math quizzes and the execution (no pun intended) are excellent.

This game is an educational experience for both children and adults, using the typical "Hangman" scenario: you're given the blank spaces for a word and have only so many moves to guess the word correctly. For each wrong guess of a letter, your man takes a step up onto the scaffold. With the ultimate wrong guess, the trap springs and he bobs and jumps at the end of the hangman's rope.

The math portion is a bit more complex. You are presented with a multiplication problem and have to specify column numbers (1 through 5) and guess a number for each column. Sometimes



you hit it lucky, and once you get one number in place, some fancy in-the-head figuring should help you come up with the right numbers until you fill the other spaces correctly.


The two games are on flip sides of the cassette, and the program packs a surprisingly large amount of data into that minuscule 3.5K of user RAM that is resident in the VIC. As educational

games go, this is one of the better ones we've seen. The number combinations are randomly generated. Accordingly, problems seldom repeat themselves.

### WALL WAR

Diskette for Atari 400/800  
Sierra On-Line, Inc., Sierra On-Line Building, Coarsegold, CA 93614,  
209-683-6858. \$29.95.

**Graphics** \*\*\*\*  
**Gameplay** \*  
**Sustained Interest** \*\*  
**Type:** Joystick action game  
**Memory required:** 40K



Do superb graphics make a game great or just "interesting"? That's what this game has, but they carry the entire weight of this particular disk. The gameplay itself ranks very low.

The packaging suggests a fugitive spin-off from the movie "Tron," but then Tron was all about games of just this type. Two opposing microrobots (one is yours) face off and fire at each other through a moving barrier wall of light plates. These must be shot out of the way before any of your missiles can land on your opponent, or in his plasma bin. Get enough hits on his plasma bin, and he runs out of the precious stuff and you win the game as his robot disintegrates.

You may elect to shoot it out with another human, or play against the computer. You can also set up the game so the computer fights itself. When you square off against the computer, though, you don't stand much of a chance!

The microrobots can elude enemy missiles by firing side-lasers that give them thrust to move horizontally. When hit by a bomb, the laser can become erratic for a time until it "heals."

Overall, this game is well thought-out and contains a lot of design sophistry, but that doesn't make the action any better. It's repetitive and can get boring very quickly, and therein lies its main weakness. But, oh those graphics! They are something. ◇



# DISCOVER THE WORLD OF COMPUTING WITH RADIO SHACK'S NEW TRS-80® MICRO COLOR COMPUTER MODEL MC-10

# 11995

26-3011

(TV Not Included)



- Eight Colors ■ Sound Effects
- Over 4000 Characters of Internal Memory
- Many Programming Commands Similar to Our Popular Standard Color BASIC Language
- Ideal for Both Beginners and Hobbyists

**Low-Cost Versatility.** The new TRS-80 Micro Color Computer is your chance to join the "computer revolution" with a very small investment! Just attach it to your TV, and discover the ease of creating graphics with exciting colors and sound. Or learn to program with the entertaining manual that comes with the MC-10. You can even choose games and personal time-saver programs from our library of ready-to-run MC-10 cassette software.

**Compact, Yet Powerful.** The MC-10 features an attractive case that measures just 2 x 7 x 8 1/2" and weighs only 29 1/2 ounces. Many advanced features are easily accessed via its 47-key typewriter-style keyboard. Best of all, the MC-10 has real keys—not a flat plastic overlay.

**Deluxe Programming Features.** Enter complete BASIC commands by pressing just two keys! For graphics, just depress the "Shift" key and the desired graphics

character key for colorful displays in seconds. Even save and load programs to and from tape with an optional cassette recorder.

**Easy Expansion.** Add an extra 16,000 characters of memory with the new 16K RAM Module (Cat. No. 26-3013, \$49.95). The MC-10's RS-232C serial interface lets you connect a printer. And, for low-cost communications, add a telephone modem and appropriate software to access information services!

**See It Today!** The TRS-80 Micro Color Computer MC-10 is at the Radio Shack store, Computer Center or participating dealer nearest you!

Please send me your free brochure on the new TRS-80 Micro Color Computer Model MC-10.

Mail To: Radio Shack, Dept. 34-A-17  
300 One Tandy Center, Fort Worth, Texas 76102

NAME \_\_\_\_\_

ADDRESS \_\_\_\_\_

CITY \_\_\_\_\_ STATE \_\_\_\_\_ ZIP \_\_\_\_\_

TELEPHONE \_\_\_\_\_

## Radio Shack®

The biggest name in little computers®

A DIVISION OF TANDY CORPORATION

Prices apply at participating Radio Shack stores and dealers. Available but may not be stocked in all participating stores and dealers.



# If You're Serious About Making Money In Microcomputers, NRI Is Serious About Showing You How.

## Never has there been a faster-growing field of technology.

From complex corporate management systems to word processing down to the popular video games, computers are appearing everywhere you look. And handling everything imaginable from robotics to household budgeting. It's all due to the microprocessor. This tiny chip is revolutionizing the role of computers in our everyday lives. And as a result, it is creating a phenomenal demand for people skilled in working with microcomputers.

## Careers in small computer technology will increase 600% in the next ten years.

The U.S. Department of Labor projects job openings for qualified computer technicians will more than double as early as 1985. And a report by International Resource Development, Inc. estimates a 600% increase in service positions through the next decade. Furthermore, most of these will be *new* jobs created by the expanding role of computers in our lives. While thousands of people fear losing their positions because of growing computer applications in clerical, informational, and even service fields, thousands of more jobs will be created for those who are prepared to meet the challenge.

Training with NRI can secure a profitable, exciting future for you. With our in-

(TRS-80 is a trademark of the Radio Shack division of Tandy Corp.)

struction, you can be more than prepared. You will be expertly qualified to handle the operational, programming, and technical aspects of *all kinds* of microcomputers and microprocessors.

## Learn in your spare time.

No need to quit your job or tie up your evenings with night school . . . no classroom pressure or rigid schedules. NRI trains you in your own home at your convenience. You're a class of one with complete course

materials, practical training on the latest equipment, and the backing of a full staff of professional electronics instructors. NRI brings it all to you.

And more than any classroom lecture could teach you, your training is "hands-on," designed by NRI's own computer professionals around the latest model of one of the world's most popular microcomputers.

It's the TRS-80™ Model III with disk drive and the features to perform diverse personal and business

functions. No other small computer has so much software available for it, and no other is relied on by so many people. And, the TRS-80 is yours to keep.

## NRI advanced technological equipment and training teaches you how to use, program, and service state-of-the-art microcomputers.

Through your carefully planned NRI course, you'll get a wealth of practical experience. Using our Discovery Lab® which comes as part of your course, you'll build and study circuits starting with the very simplest and progressing to the most advanced. You will learn to analyze and troubleshoot using a professional

4-function LCD digital multimeter. And with your NRI Discovery Lab, you build an NRI-designed interface which allows you to actually explore registers, memory locations, and input/output ports of your computer. You'll even be able to write

programs to control the circuits you design and build.

NRI will also provide you with hundreds of state-of-the-art experiments you perform. And most importantly, our full-time faculty will always be available to personally assist you. Since 1914, NRI has helped people become experts in advanced electronics at home. And today, our entire school is totally committed to giving you the best opportunity to build a rewarding future in the microcomputer field.

## The catalog is free, the training is priceless.

When you have completed your NRI training, you'll be one of a new breed of computer technicians—fully rounded in advanced technology and ready to perform the professional skills you most enjoy. From programming to servicing, you'll be a valuable candidate for hundreds of computer jobs. And in this rapidly expanding field, any job—whether in the realm of maintaining, testing, or programming microcomputers—can be your first step to a most rewarding and challenging career.

Send the postage-paid card today for your FREE 104-page catalog of courses, equipment, and lesson plans available to you. It's a highly useful summary of opportunities matched to appropriate training in today's high-tech revolution in electronics. But you owe it to yourself to see how easily you can become part of the exciting world of microcomputers.

If the card has been removed, please write to us today.




NRI School of Electronics  
McGraw-Hill Continuing  
Education Center  
3939 Wisconsin Avenue  
Washington, D.C. 20016

We'll give you tomorrow.



With NRI, you'll have a choice of courses that include the TRS-80 Model III Microcomputer with disk drive or the TRS-80 Color Computer with Computer Access Card. You'll also get a professional LCD multimeter, the NRI Discovery Lab, and hundreds of demonstrations and experiments. What's more, all equipment is yours to keep.



# LES SOLOMON ON COMPUTER HARDWARE



## Hardware Tricks To Improve Computer Usage

**THERE** are many areas of computer hardware that, for some reason or other, are seldom discussed. For example, did you know that it is possible to tell just how good a video monitor is without having to make extensive electrical tests? In fact, using the simple test I'll describe here, you can pick the best monitor out of a bunch or find out just how good the monitor you are using really is.

The test requires no hardware or software, takes only a couple of minutes, and is so unobtrusive that it can be performed without attracting attention.

All you have to do is turn on the video monitor and, using the keyboard of the computer, fill each line on the screen with lower-case *m*'s. Note that in a lower-case *m*, there is a dark gap (unpixel?) between the bright pixels making up the three short vertical arms (ignore the top of the letter). This letter produces an almost maximum bandwidth display.

Adjust the monitor's brightness, contrast, and focus for the best viewing conditions, then carefully examine the *m*'s at the center of the screen. Since the screen center provides the best video quality, each vertical arm of the *m*'s should be clean and distinct, with a clear dark gap between. If the arms or spaces are blurry, then either the bandwidth or the focus of the monitor is poor. The lower the bandwidth, or the poorer the focus, the more blurry the vertical arms and the harder the letters will be to read. If you are performing this test using a color-TV set as a video monitor, blurriness may also be produced by poor convergence of the CRT/yoke combination.

Note that the complete set of letters should be formed within the usable screen area of the CRT, and the display should not extend to the bezel that sur-

rounds the CRT (which may be the case in a TV receiver used as a monitor).

Check the legibility of the display right out to the four edges (top, bottom, right, left). The closer to the edges that the display remains clear and legible, the better the monitor. This is a direct effect of bandwidth and focus capability (and in the case of color, convergence).

Also check that the top and bottom groups of horizontal lines are straight and not bowed up or down, and that the right and left sides of the display are truly vertical and not bowed in or out. Any bowing, in either direction, is a symptom of poor linearity in the monitor sweep sections that should be corrected.

Using this simple test, several monitors can be checked in a few minutes and the best of a group can be found. Obviously, this same test can be used to check the quality of your present video monitor to see just how good or bad it is.

**Direct Video Output.** The second hardware area is a followup of the direct video output item I covered in my March column. In that case, a Sinclair/Timex was used as the example. I received considerable mail asking me how this conversion can be done with other computers/video games.

The conversion requires the ability to read a schematic, knowing how to solder, having a little mechanical aptitude with some simple tools, and the willingness to lose the warranty on your computer/video game.

All computers or video games that use a TV receiver as a video display must use an r-f modulator—usually giving a choice between vhf channels 3 or 4. In most of these machines, the r-f modulator is a small, square metal enclosure that contains the r-f oscillator and modulator. There is invariably a slender coaxial cable between the enclosure and the r-f connector that is coupled to the externally mounted TV/game switch.

In most cases, there will be three leads interconnecting the system "motherboard" to the r-f modulator. These usually carry the +5 volts, video,

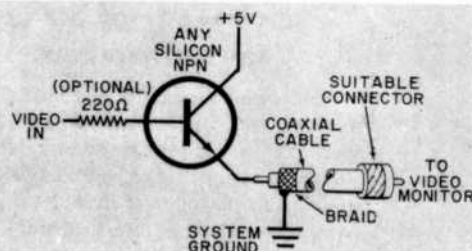
and ground. The schematic will identify these. In the case of the Atari 400, for example, pin 4 is the baseband video to the modulator, while pins 3 and 1 are the +5 volts and ground, respectively. If you do not have a schematic, then an oscilloscope can be used to locate the video, while a dc voltmeter can locate the +5 volts and ground.

To make the direct video conversion, which will not affect the r-f output, carefully remove the screws (usually on the bottom of the case) that secure the plastic enclosure halves together.


Gently lift or move aside the now-loose cover and locate the r-f modulator. Then identify the three required signals (video, +5, and ground).

The accompanying drawing shows an emitter follower that can be used to interface almost any r-f modulator to almost any video monitor. With the computer/game power off, solder one end of an optional 220-ohm resistor to the base of any silicon npn transistor, and the other end to the video lead that supplies the r-f modulator. To determine whether you need the resistor or not, first try it with, then without. If the video contrast drops too much, leave the resistor out. Connect the collector to the +5 volts and the emitter to the center lead of a slender coaxial cable. Connect the braid of the coaxial cable to the system ground. To avoid short circuits, insulate the transistor, resistor, etc., with a turn or two of electrical tape. Route the other end of the slender coaxial cable out of the cabinet and terminate it with a connector that will mate with the video monitor to be used. Carefully close the computer enclosure. (In some instances, the video monitor may have a capacitor input, so the emitter follower will not work. If this is the case, terminate the follower by connecting a resistance of 50 to 300 ohms between the emitter of the transistor and ground. Then connect the center lead of the coaxial cable to the emitter.)

You should now be able to use either the direct or r-f output of the computer. If you try both, there is no doubt as to which you will stay with. ♦



Use an emitter-follower circuit to interface an r-f modulator to almost any video monitor.



# COM-STAR F/T

Tractor  
Friction  
Printer

only \$279

- Lowest price quality tractor friction printer in the U.S.A. • Fast 80 characters per second
- 40, 46, 66, 80, 96, or 132 characters per line spacing • Prints labels, letters, graphs, and tables
- List your programs • Print out data from modem services

## Deluxe COMSTAR F/T PRINTER — \$279.00

The Comstar is an excellent addition to any micro-computer system. (Interfaces are available for Apple, VIC-20, Commodore-64, Pet, Atari 400 and 800, and Hewlett Packard) At only \$279, the Comstar gives you print quality and features found only on printers costing twice as much. Compare these features.

- **BI-DIRECTIONAL PRINTING** with a LOGIC SEEKING CARRIAGE CONTROL for higher through-put in actual text printing. 80 characters per second.
- **PRINTING VERSATILITY:** standard 96 ASCII character set plus block graphics and international scripts. An EPROM character generator includes up to 224 characters.
- **INTERFACE FLEXIBILITY:** Centronics is standard. Options include EIA RS232C, 20mA Current Loop. (Add \$20.00 for RS232)
- **LONG LIFE PRINT HEAD:** 100 million character life expectancy.
- **THREE SELECTABLE CHARACTER PITCHES:** • 10, 12 or 16.5 characters per inch. 132 columns maximum. Double-width font also is standard for each character pitch.
- **THREE SELECTABLE LINE SPACINGS:** 6, 8 or 12 lines per inch.
- **PROGRAMMABLE LINE FEED:** programmable length from 1/144 to 255/144 inches.

• **VERTICAL FORMAT CONTROL:** programmable form length up to 127 lines, useful for short or over-sized preprinted forms.

• **FRICTION AND TRACTOR FEED:** will accept single sheet paper.

• **224 TOTAL CHARACTERS**

• **USES STANDARD SIZE PAPER**

If you want more try —

### Premium Quality COMSTAR F/T SUPER-10" PRINTER — \$329.00

More Features Than MX-80  
For \$250 Less

For \$329.00 you get all of the features of the Comstar plus 10" carriage, 100 cps, 9 x 9 dot matrix with double strike capability for 18 x 18 dotmatrix. High resolution bit image (120 x 144 dot matrix), underlining, backspacing, 2.3K buffer, left and right margin settings, true lower descenders, with super and subscripts, and prints standard, Italic, Block Graphics, special characters, plus 2K of user definable characters. For the ultimate in price performance the Comstar F/T Super 10" leads the pack!

### 80 COLUMN PRINTER \$199

Super silent operation, 60 CPS, prints Hi-resolution graphics and block graphics, expanded character set, exceptionally clear characters, fantastic print quality, uses inexpensive thermal roll paper!

## Double Immediate Replacement Warranty

We have doubled the normal 90 day warranty to 180 days. Therefore if your printer fails within "180 days" from the date of purchase you simply send your printer to us via United Parcel Service, prepaid. We will IMMEDIATELY send you a replacement printer at no charge via United Parcel Service, prepaid. This warranty, once again, proves that WE LOVE OUR CUSTOMERS!

## 15 DAY FREE TRIAL

### OTHER OPTIONS

Extra Ribbons .....	\$ 5.95
Roll Paper Holder .....	32.95
Roll Paper .....	4.95
5000 Labels .....	19.95
1100 Sheets Fan Fold Paper .....	13.95

Add \$20.00 shipping, handling and insurance. Illinois residents please add 6% tax. Add \$40.00 for CANADA, PUERTO RICO, HAWAII, ALASKA orders. WE DO NOT EXPORT TO OTHER COUNTRIES. Enclose cashiers check, money order or personal check. Allow 14 days for delivery, 2 to 7 days for phone orders, 1 day express mail available!! Canada orders must be in U.S. dollars.

**PROTECTO**  
ENTERPRIZES (WE LOVE OUR CUSTOMERS)  
BOX 550, BARRINGTON, ILLINOIS 60010  
Phone 312/382-5244 to order

### COMSTAR F/T

ABCDEFGHIJKLMN O PQRSTU VWXYZ abcdefghijkl  
lmnopqrstuvwxyz 1234567890  
ABCDEFGHIJKLMN O PQRSTU VWXYZ abcdefghijklmnopqrstuvwxyz 1234567890

### SUPER-10"

ABCDEFGHIJKLMN O PQRSTU VWXYZ  
ABCDEFGHIJKLMN O PQRSTU VWXYZ 1234567890

CIRCLE NO. 68 ON FREE INFORMATION CARD



## What Makes a DBMS Tick and What Kind Do You Need?

**DATA-BASE** and data-file systems constitute one of the most widely used groups of application software on the market. Actually, we can put them both under the umbrella name of Data-Base Management Systems (DBMS); and believe me, that's a big umbrella!

What is a DBMS? Well, it is a collection of information organized so that it can be stored and later recalled by using logical inquiries. This is a broad explanation, but it is accurate and simple. A file cabinet with folders containing papers full of information is a physical data base. That is the structure we are duplicating with computer data bases.

It is only our filing, cross-reference, and retrieval methods that make the subject so complicated. We also include elaborate sorting routines and reports within our systems. These really have nothing to do with DBMS, but we keep including them because they do jobs that are needed.

Because we have no file cabinet in our computer, we use some kind of magnetic storage, either tape or disks. Tape is slow because what you are looking for may be in the middle of a half-mile of the stuff and you have to move the whole reel to get to it. Disks are much more practical, so we use floppies and hard disks for our file cabinets. A group of information stored together on a disk is called a file. The first data-base systems were just programs for finding the correct file in a hurry. They were file management systems. The user supplied the name of the item and the system associated it with the name of the file and where it was located, retrieved the file, and displayed the information.

Such associative data-base systems were the first put on microcomputers. An outstanding one was called Whatsit,

and it helped sell a lot of computers. It prompted you with "Whatsit" and you supplied the information in a simple format. If it was new information, it stored it. If it was on file, it was retrieved.

Large mainframe computers used a data-base system organized into a tree structure. The data was stored by subject in a record of a file. Each record was divided into a number of subdivisions called fields. An example of this is the record about a person. It would have fields representing Name, Address, City, State, Telephone No., and any other information about a person. These fields would be the same for each person listed and they were all stored on the disk. The system could find the records when asked by "selection criteria" such as "people named Smith" or all people who live in the 10034 Zip code area.

There were so many systems and each one used different names for the same thing that the entire field became a Tower of Babel. Therefore, a meeting was called and a set of definitions was established. This is known as the Council on Data Description Languages (CODASYL). You will notice that they couldn't even agree on the name "Data Base." Very few personal computer DBMS systems conform to the CODASYL specification. It's very complicated and needs lots of memory. The good part of it is the ability to "leap" from one branch to another without going back to the main "trunk" of the tree and traversing the next higher level of branches until you come to the desired branch. Such systems as Micro Seed and MDBS from Micro Data Base Systems (Lafayette, IN) conform, more or less, to this concept. They are hierarchical (like an inverted tree).

Another method of locating information stored in data files uses an indexed file system (ISAM). In this system there is a directory file where the location of each information file is stored. When you are looking for a record, the system searches the index files for you, locates the information, and displays it for you. Most of the personal computer DBMS systems used this system until recently. Typical of them are Selector, DBMaster, Profile, PFS, and many others.

A few years ago, after such spreadsheets as Visicalc became popular, it was recognized that the tabular form was really a type of information storage called a "flat file." This has led to the development of what we call Relational Data Bases, which is simply a table of rows (horizontal) and columns (vertical) information. The row contains the

name of the record subject in the first (or second) column and a unique record number that make it easy to find. The other columns are for specific information that are characteristics of the record subject. You have seen this type of table many times, no doubt. It describes computers, modems, or whatever, and compares them in tabular form. A Relational Data Base is just a collection of such tables and a simple way to store and locate information stored in them. The entire idea is simple, but it has been complicated by giving it names that are hard to remember and define. The flat file is called a Relationship and the row containing all the information a Tuple. The column listing all the same kinds of information for all rows is called a Domain.

Naturally, to make it even more complicated, all such systems don't use these names. For example, dBase II, the most popular of them, calls the row a Record and the column a Field.

If you take all the flat files and stack them like a deck of cards, you have the concept of a Relational Data Base. All the same kinds of fields (domains) fall in the same column on all the flat files. Now you can extract information in three dimensions. You can find a particular record, including all the information about it, and you can find all the information on the fields in one relationship or in all relationships.

This sounds simple, but the complexity comes about by the programming necessary to store, retrieve, sort, and print the data. In fact, some of these systems have become Date Description Languages. Again, dBase II is the most popular example of this. People program in dBase II in the same way they program in COBOL or BASIC! Don't let this keep you from trying it. You do not have to use all the features. However, you should carefully consider how much system you need.

Perhaps all you want to do is to store a reasonable amount of information—say, 3000 records with 60 different "keys"—to locate them, and you don't need to do math operations with the information. Therefore you only need a data-base file system like PFS (Personal Filing System) or Data Fax from Link Systems. These will do a good job for you at a much smaller price. If you need a full-blown system to do complicated searches, sorts, and calculations then dBase II, or Condor, or Selector, or MDBS is for you. So don't buy more than you need, and try not to buy less! ♦

# TECHNOLOGICAL BREAKTHROUGH!



# NEW

AMERICA'S SECOND GENERATION MICROWAVE RECEIVER

# SATURN-15 XHP

## JDL Leads Again

The Saturn-15 XHP, an engineering breakthrough from JDL laboratories, has new State-of-the-Art technology never before incorporated in amateur band general microwave receivers. This technology increases reception from distances never before achieved. By designing totally **new circuitry**, and using **new ultra-sensitive components**, coupled with a precision tuned 30 inch receiving dish, a system gain of 68 decibels makes the Saturn-15 XHP the leader in microwave receivers. In field tests, the Saturn-15 XHP received clear, crisp pictures, where other units tested were snowy. During these tests the Saturn-15 XHP's highly sensitive downconverter probe was able to receive a color picture without a dish. No other unit tested could pass this test.

## Free Movies for You

That's right! **Free** movies, sports, and special events, 24 hours a day and all commercial free. The Saturn-15 XHP super deep fringe microwave receiver can be used by homeowners outside the service area of local **over-the-air** pay TV stations (ex. HBO, Showtime). Yes, if the local pay TV station installs microwave receivers on homeowners TV mast, you too can receive those unscrambled signals free by installing the Saturn-15 XHP on your TV mast in minutes. A signal can be received up to 100 miles, depending on the height and power of the local transmitter, and the installed height of the Saturn-15 XHP. If you have waited to own a microwave receiver, or own a low power unit, call and order your Saturn-15 XHP and own the most powerful receiver available today. Free TV—yours for a call. Note: General microwave receivers cannot be used for receiving scrambled signals. Nor can they pick up from cable TV or their relay towers.

## A Total Unit

The Saturn-15 XHP comes complete with a 30 inch precision tuned receiving dish, advance design downconverter, power tuner, 60 feet

coaxial cable, necessary adapters, mounting hardware, and installation instructions. A six month parts and service warranty covers the Saturn-15 XHP.

## Information for your Area

By calling our information number (916) 454-2190 and talking to one of our trained technicians, we can help determine if the Saturn-15 XHP will work for you.

## A Very Special Introductory Offer!!!!

As JDL Industries has and continues to provide the very best in products and customer service, we want everyone to be able to enjoy our new system, Saturn-15 XHP. The regular price for the Saturn-15 XHP is \$285.00. Order C.O.D., pay only \$260.00 and save \$25.00. Trade in your old unit, from any manufacturer or home built, working or not, with your order, pay only \$235.00—save \$50.00. Or if you own our original Saturn-5 and wish to upgrade to the Saturn-15 XHP, return your unit and pay only \$210.00—a savings of \$75.00. We also accept Visa and Mastercharge at the regular price, \$285.00. Sorry—no personal checks. Shipping (\$9.50) and 6% sales tax for Calif. residents not included. Trade-in units become the property of JDL Industries and **cannot** be returned under any circumstances.

Call our toll free number for placing orders only. Information is not available at this number. 1-1-800-824-7927  
U.P.S.—C.O.D./Volume prices on request — (916) 454-2190

Microwave Systems

**JDL** 

INDUSTRIES, INC.

4558 Auburn Blvd., Suite 208, Sacramento, CA 95847

Saturn-15 XHP must be returned within 14 days of delivery for refund if not satisfied, and is subject to a 25% restocking charge.

# COMPUTER SOURCES

## HARDWARE

**Winchester for Z-100.** The Zenith Z-100 computer is now available in either low-profile (ZW-110) or all-in-one (ZW-120), and features a built-in 5", 11 M-byte (formatted) Winchester hard-disk drive. Using the Winchester increases the Z-100 storage capacity some 17 times to 11M bytes. A built-in 5¼" floppy is used to enter programs or pro-



vide backup. The RAM has been increased to 192K. Using only one of the five S-100 expansion slots, the Winchester controller has error-correction circuits for user reliability. A back-up and restore utility is provided to enable selecting files created on or after a particular date, and back up only those files. All Zenith software that runs on the Z-100 is usable on the Winchester version. ZW-110 (low profile) is \$5499, with ZW-120 (all in one) is \$5599. Address: Zenith Data Systems, 1000 Milwaukee Ave., Glenview, IL 60025 (312-391-8744).

**IBM Memory Expansion.** The PC 4-PACK contains 64K (expandable in 64K increments to 256K bytes) of memory, an asynchronous RS232C port, a real-time clock/calendar, and a parallel printer port. Automatic parity insertion and verification are included and switches allow selective addressing on any 64K boundary. The RS232 port includes cable and is jumper selectable in baud rate, word length, and stop bits. It can also be addressed as COM1 or COM2. Clock battery life expectancy is one year. The parallel port comes with cable, Centronics connector, and protocol. Jumper selection configures LPT1 or LPT2 without interfering with operation of the monochrome board. \$395 (64K).


**Address:** Data Impact Products, Inc., 745 Atlantic Ave., Boston, MA 02111 (617-482-4214).

**BASIC Controller.** The Z8 BASIC Computer Controller uses a Zilog Z8671 that has Tiny BASIC, up to 6K of RAM and EPROM, an RS232 port with selectable baud rates, and two parallel ports, all on a 4" by 4½" board. Expansion is to 124K and connecting a CRT terminal allows immediate programming in BASIC or machine language. The software can be transferred to 2732 EPROMs with an optional EPROM programmer. Other peripherals include a real-time clock, serial and parallel I/O, A/D converter, and an EPROM programmer. \$199. Address: The Micromint, Inc., 561 Willow Ave., Cedarhurst, NY 11516 (516-374-6793).

**H-89 Hard Disk.** The WIN-5 is a 5-megabyte Winchester disk system that is compatible with the Heath 89 or Heath 90 systems operating under CP/M. The sealed Shugart drive requires only one I/O slot. Assembled unit is \$1695; kit, \$1000. Address: Computer Dynamics, Inc., 105 S. Main St., Greer, SC 29651 (803-877-7471).

**Commodore 64 RS-232.** The ADA-6410 is an interface cable that plugs into the Commodore 64 serial port connector and provides the voltage conversions to make this port true RS232. The cable is 6' long and the electronics are fully enclosed. Power is received from the computer and no special software is needed. Address #2 is used. \$79. Address: Connecticut Microcomputer, 36 Del Mar Drive, Brookfield, CT 06804 (203-775-4595).

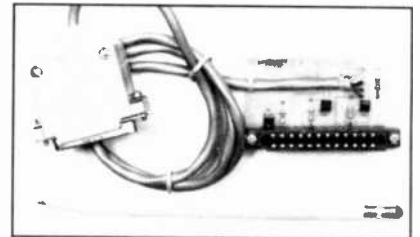
**Atari Platform Stick.** The Joyboard designed for the Atari 2600 is a different form of joystick in that it can be stood on to simulate skiing, sat on for bobsledding, or even layed on for body surfing programs. It can also be used with any



other type of game. In some cases, the joystick pushbutton is used for "firing" while the Joyboard controls movement of shooter. The device comes with Mogul Maniac a skiing/slalom game. Additional "body" games are under development. The Joyboard is available in two versions; one for use with this company's Power Module (\$39.95), with the other using a ROM cartridge that plugs into the Atari VCS (\$49.95). Address: Amiga Corp., 3350 Scott Blvd., Santa Clara, CA 95051 (408-748-0222).

**Ergonomic Desk Kit.** The Ergonomic Furniture Conversion Kit consists of a CRT platform that can tilt, move back and forth, and rotate; a keyboard support that is designed to fit on the desk, move up or down, tilt, and is provided with wrist support; and a footrest that is designed with both heel and toe height adjustments. The system will fit any standard office desk. Address: Diversified Business Communications Ltd., 7475 Kimbel St., Unit #8, Mississauga, Ontario, Canada L5S 1E7 (416-677-4000).

**VIC Modem Interface.** The Modem Interface allows VIC-20/64 users to interface to a Microconnection, Smartmodem, CAT, etc. It is provided with a

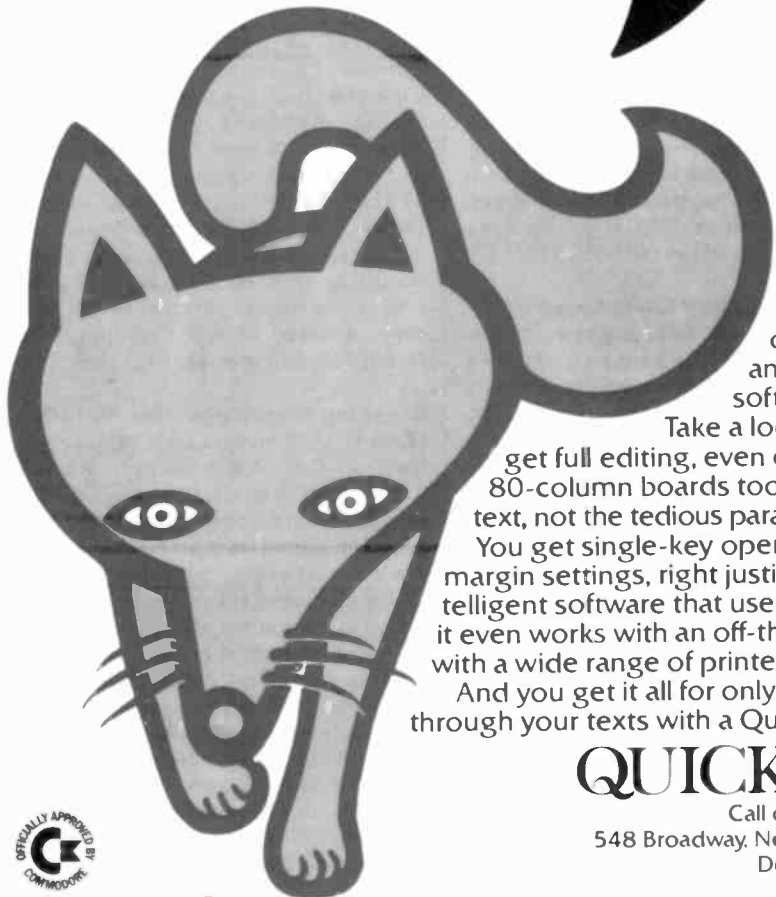


3-foot cable terminated in a DB25 connector, and allows use of the modem autodial/autoanswer features. It comes with an autodial terminal program. \$21.95. Address: Bytesize Micro Technology, PO Box 21123, Dept. CJ, Seattle, WA 98111 (206-236-2983).

**PC Memory Expansion.** The Ramplus memory expansion board for the IBM-PC has a memory mapping feature that provides the user with over a megabyte of memory on a single board using 256K RAM chips. Because the IBM-PC reserves blocks of memory for system programs, the BASIC language, and CRT display, two circuit boards are usually required. The board accepts up to four banks of RAM, designed to accept either 64K or 256K RAM chips. Parity error-detection logic is provided on-



# TURN YOUR COMPUTER INTO A FULL-BLOODED WORD PROCESSOR.



VIC 20™ and Commodore 64™ users, something very clever is lying in wait for you. It's called Quick Brown Fox.™

Quite simply, Quick Brown Fox is the quickest, easiest to learn, user-friendliest — and most versatile — word processing software running.

Take a look at some of these crafty features. You get full editing, even on standard displays. (The Fox supports most 80-column boards too.) You get automatic reformatting of edited text, not the tedious paragraph-by-paragraph runaround. There's more. You get single-key operation, text moving, boilerplating, tab and margin settings, right justification, proportional spacing. You get intelligent software that uses less computer memory. (That's how come it even works with an off-the-shelf VIC 20.) You also get compatibility with a wide range of printers — plus plenty more.

And you get it all for only \$65. Doesn't that make you want to trot through your texts with a Quick Brown Fox?

## QUICK BROWN FOX™

Call or write for more details:

548 Broadway, New York, NY 10012 (212) 925-8290

Dealer Inquiries Invited



© 1983 Quick Brown Fox

CIRCLE NO. 15 ON FREE INFORMATION CARD

board. Other functions include a serial and parallel port, and clock/calendar with battery backup. \$499. **Address:** Vitek, 930-G Boardwalk Ave., San Marcos, CA 92069 (619-744-8305).

## SOFTWARE

**SAT Tutoring.** A series of programs introduced by Krell Software "guarantee" that the user (student) will increase his/her proficiency in the SAT by 70% as a result of using the instructional programs in the series. The programs are based on the latest artificial intelligence techniques to customize instruction for each student. The purchase price, less sales tax, will be refunded if the goal is not achieved. **Address:** Krell Software Corp., 1320 Stony Brook Rd., Stony Brook, NY 11790 (Tel. 516-751-5139).

### **E-COM Mail via Personal Computer.**

Digisoft Computer's E-Com software allows you to write letters on your personal computer. Instead of writing, stuffing and sealing envelopes, the computer can transmit a large volume of personalized letters. E-Com service prints each letter, places it in an envelope, and delivers it within two business days, and in some cases overnight. The package runs on the IBM-PC and costs \$195. **Address:** Digisoft Computers, 1501 Third Ave., New York, NY 10028 (212-734-3875).

**Editor For Z-100 CP/M.** The well-known PIE full-screen editor has been tailored for the Heath/Zenith Z-100 in version 1.5. It will be included with the package designed for use with CP/M-80 on the Heath/Zenith H89/Z90 Computers. The new release incorporates a HELP key to provide a brief summary of the PIE function keys. The Z-100 version of PIE takes advantage of the computer's many function keys, while leaving the numeric keypad available for numeric data entry. The screen scrolling feature has been enhanced for efficient operation of the Z-100, which older Z89/Z90. \$29.95. **Address:** The Software Toolworks, 14478 Glorietta Dr., Sherman Oaks, CA 91432 (213-986-4885).

**Timex/Sinclair TS1000 Software.** New programs for the TS1000 released by Timex include:

**IRA Planner**—a 16K finance program that enables the user to determine the net effect of IRA planning. Periodic contributions, inflation adjustment, interest earned, and other variables can be

set up and the retirement amount calculated in value of both future and current dollars.

**Home Improvement Planner**—a 16K program that enables the home owner to store up to 20 room measurements, estimate the cost of painting, wallpapering, and carpeting. Blueprints of the house can also be drawn and printed out.

**Punctuation Master**—an educational program (16K) that increases skill in using periods, question marks and commas.

**"A for the ABC Gator"**—teaches recognition and sequence of the alphabet to the very young (16K).

**Geometry I, Algebra I, and Algebra II**—individual 2K programs for school drills in basic math and algebra.

All programs are on cassette and priced from \$9.95 to \$19.95 at Timex dealers.

**CP/M for 12M-Byte Hard Disk.** The popular operating system CP/M 2.2 is now available to run on Radio Shack's new 12M-byte hard disk for the TRS-80 Model II, and Models 4, 12, and 16. It is memory-space efficient, using only 16K of controller RAM and 2K bytes of CPU memory. This leaves 62K of RAM for user processing. The disk can be partitioned with this system into several user-specified logic drives that simulate multiple drives. This also lets the user back-up data on unused portions of the same hard disk. A utility allows files as large as 8M bytes to be backed up onto multiple floppy disks. \$279. **Address:** Aton International, 260 Brooklyn Ave., San Jose, CA 95128 (408-554-9922).

**VIC-20 Amateur Radio Logging.** Using the VIC-20 Micro Log system, ham radio operators can keep a log of QSO's for any purpose—especially contests (including duplicate checking). The amount of records the system can keep depends on the size of the computer memory. Minimum requirements are: VIC-20 with 8K memory expansion, cassette recorder, and printer (such as VIC-1525). A disk drive and additional memory are also supported. The basic 8K memory will allow up to 250 to 300 calls. \$9.95 on cassette, \$12.95 on diskette, both plus \$2 for shipping. **Address:** RAK Electronics, PO Box 1585, Orange Park, FL 32073.

**Program for School Records.** The PFS: School Recordkeeper for Apple II and IIe works with the PFS: File program to produce over 30 reports for student record management, budget and

requisition control, property management, and room and event scheduling. Consists of four ready-to-use forms, each designed to include five to eight predefined report formats. Information can be entered on the form and then retrieved, updated, and sorted by any category. Form designs and reports can be changed to meet special needs by individual schools. \$150; \$400 with PFS: File and PFS: Report. **Address:** Software Publishing Corp., 1901 Landings Dr., Mountain View, CA 94043 (415-962-8910).

### **Forth-79 Ver. 2 for CP/M and Apple.**

Complete software system that meets the Forth-79 Standard provides interactive environment that allows rapid program development. Suited for real-time applications, it has a high-speed compiled code and programs are said to run faster than BASIC. Base system includes a screen editor, macro-assembler, string-package, 3-bit integer arithmetic and 200-page tutorial/reference manual. Floating point is available for all versions. HiRes graphics for Apple and North Star versions. \$99.95 to \$139.95. **Address:** MicroMotion, 12077 Wilshire Blvd., #506, Los Angeles, CA 90025 (213-821-4340).

### **Almost-Free Software for Timex/Sinclair.**

Listings for some interesting Timex/Sinclair programs for \$3 per package include a Home Financial Package, an Arcade Games package, and a program similar to the famous "Eliza." Listings must be keyed in, but the programs are really worthwhile. The company gives permission to copy the listings for friends, but requests that it be sent a royalty payment of 25¢ per copy. **Address:** Florida Creations, PO Box 16422, Jacksonville, FL 32245

### **Graphing Capabilities for TS1000 (ZX81).**

Data Storage and Display System is the first system for the Timex/Sinclair to offer graphic capabilities in a data-storage program. This program allows the user to monitor stock market prices, experimental data, or any numerical values. The values are stored in the computer in up to 25 files. They can be recalled as either a tabular list or in graph form. Either form of display is accompanied by a data summary including lowest and highest points, closing point, file number and title, file sum, and average score. Available on cassette with complete instructions for \$14.75 (plus \$1.25 postage). **Address:** ZX-Panding Ltd. PO Box 25, Newton, NC 28658 (704-464-2742).

# Forget the old-fashioned cordless phones of the early 1980s.

The Muraphone MP-800/801 is a complete phone system, with as many as five cordless remote independent "satellite" phones!

The Muraphone MP-800,801 is a superior cordless phone with super-range — not just 700 feet but **1,000 feet**.

Voice quality is indistinguishable from a conventional phone. It's perfect.

The old cordless phones wouldn't activate a Touchtone™ signal. You could make local calls but you couldn't use your cordless phone to dial a computer or Sprint or MCI or any of the tone-activated systems. The Muraphone switches from rotary pulse to Touchtone in a flash.

Both the base unit and the remote unit are complete telephones. You can make or answer calls on either or both, and they're full duplex, so you don't have to wait until the other party isn't talking before you can interject a comment.

## It's an Intercom System

The base unit and the remote unit also have full duplex intercom capability. Either can call the other.

They even can have a private intercom conversation while an outside call is put on hold. Try that with your old-fashioned cordless phone.

Only you can have your channel. You're assured of complete privacy because you yourself pre-set the channel security code from more than 20,000 possible combinations. Change the code any time.

## Up to 5 Remote Phones

The base unit can handle up to five remote phones. Each of the five is on a different channel code, which means you can have separate private intercom conversations with each — or you can put them all on the same channel. Up to you, and if you change your mind you can switch any or all of them back and forth.

Each remote unit can dial out or accept incoming calls. (You see why we call this a complete phone system?)

## A Memory Better Than Your Own

The Muraphone remembers up to 32 phone numbers, up to 16 digits each. Dial any of those numbers at a touch. (Few people remember 32 different numbers.)

The remote handset has the same built-in 32-number memory. You can order additional handsets with or without the memory, so if most of your fast-dialed outgoing calls are from the base unit or just one of the remotes, you can save some money.

Oh, yes — the phone talks to you, in a pleasant synthesized voice. It'll recite for you any of the 32 stored numbers. Or, if you're programming the memory and do it wrong, it'll tell you what mistake you've made. You can err, but your smart Muraphone can't.

That isn't all the voice will do for you. Push the button marked "List" and the voice will recite, in sequence, each of the numbers in the memory. The files can be locked and the lights off — you'll always be able to recall all the numbers in the memory.

The Muraphone, with its 32-memory brain, its privacy codes, and its full duplex intercom system, is \$249.95. That includes a base station which can be used as a complete, separate phone; and one remote unit which also has the 32 memories in its trim innards.

Additional handsets are \$129.95 with memory, \$109.95 without. As we told you, one base station can handle up to five remote phones, and you can mix and match memory and non-memory phones as you like.

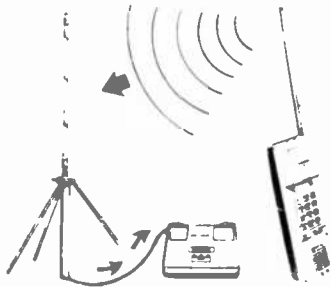


## TRIPLE the Range Of Your Muraphone or ANY Cordless Phone!

The SuperAntenna will give your cordless phone, regardless of make or model, three times the range it has now.

If the range is 700 feet, it'll leap to over 2,000. If it's 1,500 feet, it could be as far as one mile!

Easy to install. Only \$79.95 complete. Add \$4.50 for shipping.



## New! MULTILINE ADAPTER FOR BUSINESS PHONES

If you have several lines, you can plug them into your Muraphone MP-800/801 with this single adapter.

The adapter costs \$39.95. Nothing else is required to attach multi-line phones to one Muraphone.

## We Absolutely Guarantee!

Use the Muraphone (or any electronic instrument you acquire from us) for up to 30 days. If for any reason you decide not to keep it, return it for a 100% refund.

## Portable Recharger INCLUDED!

Now you don't have to bring the handsets back to the base unit for recharging.

With each handset we'll give you a portable recharger. Wherever the handset is — at the far end of the factory, in a barn, or in another house — plug the charger into the wall right there, and in a few hours your handset is fully recharged.

(Each additional handset has its own recharger included at no extra cost.)

The Muraphone MP-800/801 phone system, complete — **\$249.95**

Additional Handsets (one base unit accepts up to five) with 32 number memory — **\$139.95**

without memory — **\$119.95**

(add \$4.50 per total order for shipping)

The SuperAntenna — **\$79.95** (add \$4.50 for shipping)

The Muraphone MP-800/801 and the SuperAntenna — **\$319.95** (add \$4.50 shipping)

Adapter for multi-line telephone — **\$39.95**

(add \$4.50 per total order for shipping)

For instant service, if you have a VISA or MasterCard, call toll-free 24 hours a day, seven days a week:

**1-800-824-7888**

Ask for Operator 551

(in California call 1-800-852-7777)

Or send check or money order.

Please add indicated shipping cost.

The Muraphone MP-800/801, the SuperAntenna, and the Multiline adapter are more electronic marvels from

**NEW HORIZONS**

Dept. CE7, 1 Penn Plaza, Suite 100

New York, NY 10119

## Are those Digital Discs All They're Cracked up to Be?

By Len Feldman

As of this writing, it's possible to buy several different brands of CD (compact disc) players. The general press and audio-oriented journals have been, in recent months, extolling the virtues of the laser-read grooveless discs as though they were about to make obsolete everything from Edison's first recorded cylinders to the most recently issued audiophile "digitally mastered" records. (The latter, incidentally, have helped to thoroughly confuse the public who will now have a difficult time differentiating between older "digitally mastered" LPs and the true digital discs becoming available.)

So far, I have had an opportunity to audition some two dozen or more of the first available CD discs on nearly a dozen different players. I have also checked out these disc players, using a test record supplied by Sony Corporation and, more recently, three test records supplied by Philips, the people who invented the basic system that has now become the world standard for digital discs.

**Player Differences.** Some discerning ears have detected a subtle difference in quality of sound reproduction between various brands of compact disc players due to technical differences in the way these players reproduce sound. The main difference is in the signal-conversion process from digital to analog. The conventional method, used by most manufacturers, involves straight 16-bit digital-to-analog (D/A) converters with steep analog filters. The digital sampling rate established for CD discs is 44.1 kHz, because the industry wanted to be able to record and play back frequencies as high as 20,000 Hz. According to the long-established information theory rules, to be able to do this requires a digital sampling frequency at least twice as high, or 40.0 kHz. So 44.1 kHz was chosen to provide some "clearance" between the highest frequency recorded and the action of the steep filter that must remove all frequencies above the highest audio frequency to "smooth out" the recovered waveform and reproduce it with minimal distortion.

Setting a cut-off frequency for a low-pass filter at, say, 21.0 kHz at the -3-dB point and expecting attenuation at 22 or 23 kHz to be 40 dB or more requires a filter with many "poles" and a very steep slope. Such filters invariably introduce phase distortion and can produce "signal overshoot" (ringing) when the recovered analog waveform consists of steep transients, square waves, or the like.

To produce such "brick wall" filters (as they are sometimes called) requires extreme precision for all filter components. To maintain temperature stability, electronic packaging for the analog filters also becomes extremely bulky.

An alternative approach is one used by Magnavox and several other manufacturers. Three techniques are used to overcome the disadvantages of sharp cutoff filters just above the audio range. The first of these is oversampling, which reduces noise in the audio band by 6 dB. In this technique, the digital signal is sampled at four times the normal rate, which distributes the noise over a four-times broader spectrum than normal.

Digital filtering is used to remove ultrasonic components while maintaining good phase linearity up to 20 kHz. Finally, noise shaping reduces noise in the audio band. Unwanted high frequency noise is then eliminated with simple analog filters that have moderate attenuation slopes.

**Published Specs vs. Reality.** Reading some of the published specifications for CD players, you might correctly conclude that utopia for audio enthusiasts had truly arrived. "Ruler flat" response from 20 to 20,000 Hz is claimed. The slight attenuation at 18.5 kHz shown in Fig. 1 (-0.8 dB for the left channel and -1.1 dB for the right channel) suggests that the "ruler" is slightly "bent" at one end. However, this response curve is far, far better than anything ever produced from a conventional LP test record tracked by even the finest stylus/cartridge combination.

Total harmonic distortion (THD) is usually quoted at about 0.003% to 0.005%. Since most of us have difficulty detecting THD until it reaches at least 0.5% to 1.0%, published THD figures for CD players seem almost irrelevant. In reality, they're not quite that ridiculous, since THD gets *worse* in digitally encoded sound as level *decreases* (the reverse of analog amplifiers, etc.). The quoted 0.005% is for the *loudest* levels of sound the player is capable of han-

dling. Plots of THD versus frequency for that level as well as for lower levels are shown in Fig. 2. As you can see, THD at a -30-dB level is very low but it doesn't have "several zeros after the decimal point" found in the published specs.

IM distortion, which many people consider to be more significant than THD, behaves similarly. On a typical CD player, we measured an IM distortion level of 0.003% at maximum recording level but found that it increased to 0.025% at -20 dB. Since at still lower levels (not provided on even our latest test CD discs, but very prevalent in actual musical recordings) we can expect that THD and IM would rise still further.


**Dynamic Forms of Distortion.** So far, all we've discussed are static forms of distortion that can be measured with repetitive test signals. With such signals, for all practical purposes, CD players and discs can be said to reproduce waveforms that exhibit negligible differences between themselves and the original sounds picked up by the recording microphones. Unfortunately, music waveforms are much more complicated than test signals.

In an effort to approximate such music signals, the new test records produced by Philips include such music-like signals as square waves, tone bursts, and steep transient pulses. In addition, the test disc includes a pair of tones, one at low frequency recorded on the left channel, the other at a higher frequency on the right channel. The purpose of these tones is to settle the question concerning phase linearity of the various CD players—those that use the sharp cut-off filter only slightly above 20 kHz and those that use the oversampling technique espoused by Philips and Magnavox. We'll discuss this problem more later on. First, let's look at some scope photos of square waves.

A reproduced 100-Hz square wave is shown in Fig. 3A, while in Figs. 3B and 3C, we see square waves that have fundamental frequencies of 1002 Hz and 5512 Hz, respectively. Examining Fig. 4, note that what should have been a single pulse of some short duration, followed by a zero-amplitude baseline for the next 127 time periods (compared with the unit pulse width) turns out to be a pulse followed by a decaying series of "ringing" pulses that obviously weren't in the original test recording. Even the relatively mild 4001-Hz tone

# Commodore 64 Computer

over \$300 Free Professional Software  
when you buy a Commodore 64 computer



The Technics LS-P10 combines compact-disc techniques with a microprocessor system for programming.

"These new players . . . produce such magnificent sound with such overwhelming dynamic range, that it's not worth quibbling about phase errors at 20 kHz."

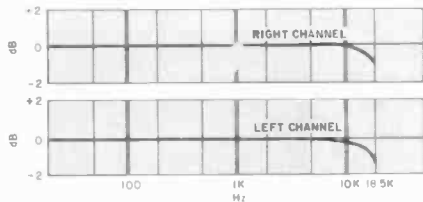


Fig. 1. "Ruler flat" response claimed by some specifications is not always true, as shown here

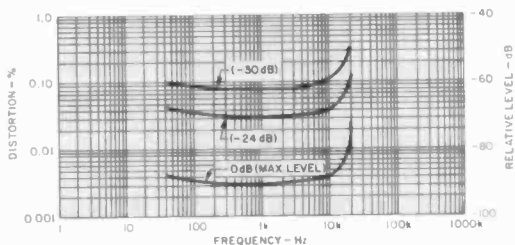


Fig. 2. Harmonic distortion vs. frequency at various recording levels for a typical CD player

## COMMODORE 64 PROFESSIONAL SOFTWARE

Name	List	Sale
word processing pack	\$89.00	\$69.00
Quick Brown		
Fox — word processor	\$69.00	\$59.00
complete Data Base pack	\$89.00	\$69.00
Electronic spreadsheet pack (like visicalc)	\$89.00	\$69.00
Accounting pack (personal & business)	\$59.00	\$49.00
Programmers Helper	\$79.00	\$59.00
Programming Reference guide	\$20.95	\$16.95
Basic Tutor	\$24.95	\$19.95
Typing Tutor	\$24.95	\$19.95
Fort Apocalypse (top selling arcade game)	\$34.95	\$29.95

## 80 COLUMN BOARD

80 characters per line on the screen at one time. Includes word processing pack, mail merge data base pack, Electronic spreadsheet. **ALL FOR ONLY \$179.** (less \$20 accessory purchase discount)

We have over 300 Programs for  
the Commodore 64 Computer

- 10 day free trial • We have the lowest prices
  - One day delivery express mail • Free Catalogs
  - WE LOVE OUR CUSTOMERS
- 
- 10 day free trial • We have the lowest prices
  - One day delivery express mail • Free Catalogs
  - WE LOVE OUR CUSTOMERS

# PROTECTO ENTERPRISES (FACTORY DIRECT)

BOX 550, BARRINGTON, ILLINOIS 60010  
Phone 312/382-5244 to order

# HOW TO START A COMPUTER BUSINESS AT HOME.

## EXCITING! NEW! EASY!

A fantastic opportunity to join the HI-TECH revolution. Don't be left behind, you owe yourself a chance!

The micro-computer industry is still very young and growing at an incredible pace. Start into it now, and your PROFITS will GROW just as fast!

Give yourself a chance. ACT NOW and discover how our straight forward plan helps you launch your own computer business from the comfort of your home. You'll be taking pride in yourself and your new business very quickly.

Send \$15.95 + 2.00 for postage and handling for your personal information package and 6 free programs to: (For Export Sales Contact)

**APPLIED SOFTWARE**  
P.O. Box 6567, Station J  
Ottawa, Ont. Canada  
K2A 3Y7

**NO C.O.D. please. Visa and Mastercard accepted.**

Once again, ACT NOW and fill in the coupon below.

Please print:

NAME .....

ADDRESS .....

CITY .....

STATE ..... ZIP .....

VISA  MASTERCARD

Card #

Expiration Date: .....

Signature .....

CIRCLE NO. 77 ON FREE INFORMATION CARD

## ...ENTERTAINMENT

burst of Fig. 5 (turned on for about 0.026 second) with a repetition rate of 2 Hz, had some trouble settling down to zero after the signal on the disc itself stopped.

As for phase linearity, here's one of the few instances where we could actually see or measure (we didn't say *hear*) a difference between players that use the "brick-wall" filter approach and those that use oversampling. In Fig. 6A, a 2000-Hz left-channel output tone is superimposed upon a 20,000-Hz right-channel tone. The zero-axis positive-going crossing of the lower frequency tone is supposed to occur at exactly the same time as the zero axis positive-going crossing of the high-frequency tone. That's exactly what happens. This perfect phase linearity was observed for a CD player in which oversampling and digital filtering are used.

The same pair of outputs for a player that uses the "brick wall" filter approach, is shown in Fig. 6B. Note that the positive crossings of the zero axis for both tones are no longer at precisely the same spot; some phase displacement has taken place.

**Moment of Truth.** Having established that there's at least one measurable difference between the two types of players, we set out to conduct a battery of listening tests to find out if we could hear the "subtle" differences referred to earlier. We listened to difficult passages from all two dozen of our CD discs. The recordings that we especially liked sounded *great* on both types of machines! The recordings that we didn't care for (either because they weren't really made from digital master tapes or because we didn't like some of the tinkering that the recording engineers had done) sounded bad on both types of machines!

Taking everything into consideration, the various artifacts introduced at the recording studio are far more significant and tend to mask any subtle differences arising from the two design approaches to CD players we've been talking about. These new players, when playing good CD recordings (of which there are an ever-increasing number), produce such magnificent sound with such overwhelming dynamic range, that it's really not worth quibbling about phase errors at 20 kHz and transient overshoot at frequencies even a dog would have trouble hearing.

To answer the question posed at the beginning, "Are those digital discs all they're cracked up to be?" You bet they are, and then some! ♦

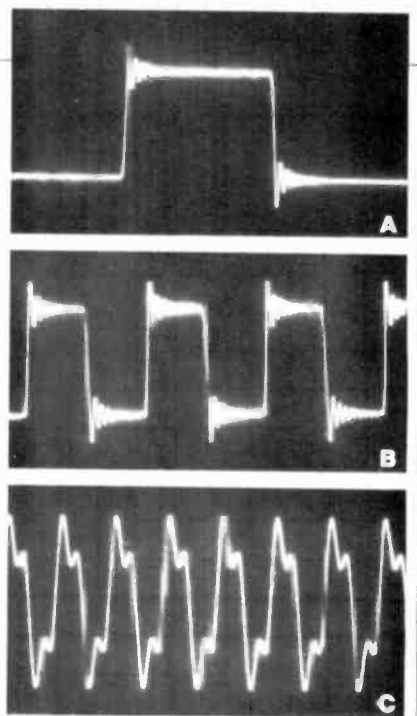


Fig. 3. Square waves reproduced by CD player at: (A) 100 Hz, (B) 1002 Hz, and (C) 5512 Hz.




Fig. 4. Single pulse produces ringing.




Fig. 5. Tone burst had some after-effect.

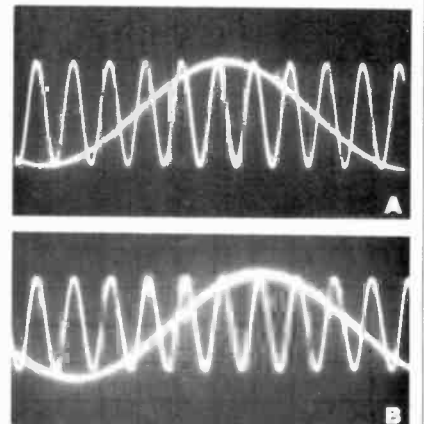


Fig. 6. Perfect phase linearity (A) and minor phase error with "brick wall" filter (B).

# KLOSS NOVABEAM MODEL TWO PROJECTION TV



**PROJECTION** color television for the home isn't novel. But a system the size of a 19" color TV receiver that produces a picture bigger than that of very bulky all-in-one projection units certainly is. Such a product has been developed by Kloss Video Corp.—the Novabeam Model Two.

Kloss is best known for its two-piece projection model that throws a giant 6½' picture onto a big bowed screen. Its smaller and less expensive Model Two shows a 5' 4" color picture directly onto a wall that is painted flat white. (A matte-white screen can be substituted if a white wall is not at hand.) It must stand 4' away from the projection surface. Without the need for a separate slightly curved screen, viewers can see the picture at any location in a room, eliminating a shortcoming of other projection systems that require one to be positioned in a limited central area.

The model's compactness and relatively moderate price have been achieved by clever design and by omitting a built-in TV broadcast tuner. So it really operates as a projection video monitor, requiring a videocassette re-

---

*"Viewers can see the picture from any location in the viewing room"*

---

coder, TV tuner, or other TV program source to generate picture and sound. It's likely that a person who springs for the higher cost of a projection TV system is already a video fan who owns a VCR, the manufacturer reasons. Kloss offers a separate wireless 105-channel TV broadcast tuner (\$219), however, for those who require it.

A \$2200 suggested selling price for the Model Two is actually modest on a per-inch diagonal-measurement basis, as prices of projection TV systems go. This is around \$1000 less than all-in-one systems that are positioned against a wall and produce a smaller 4' diagonal picture.

**General Description.** Whereas Kloss's larger two-piece projection sys-

tem has its three projection tubes beaming directly onto a screen, Kloss borrowed from the all-in-one designs and has its Novatron tubes' outputs shining on a mirror in the Model Two's cabinet lid. The reflected image is beamed to the wall. In its operating position, with projection mirror extended, the monitor measures 31"H × 24½"W × 12"D; with the mirror stowed, the monitor's height is only 21½". The mirror slides into a fixed-angle position when deployed. When stowed, it slides into a horizontal position. (Kloss cautions the user not to place anything heavy on the top of the monitor when not in use.)

All controls, as well as connection from a VCR or tuner, are located on a separate Video Control Center, which is attached to the monitor via a 20' cable through a multiple-pin connector at the bottom-front of the cabinet. It's possible to connect two video/audio signal sources to the remote Video Control Center, and another video/audio signal source can be connected to the projection unit itself. A switch at the bottom of the projection unit is provided for selecting either this signal source or any of

those connected to the remote-control unit. Another switch on the remote controller is provided for selecting either of the two video/audio inputs. All audio and video connectors are phono types. Input signals are specified as NTSC Standard at 1 volt peak-to-peak into 75 ohms.

The most critical adjustment for the system involves properly locating the projection console with respect to the reflecting surface. Exactly 48" separate the front of the cabinet from the wall or projection screen (Fig. 1). The cabinet must be exactly parallel to the reflecting surface.

To aid the user in obtaining the proper alignment, there are two small light-beam projectors built into each side of the cabinet. When a concealed switch on the right side of the projection unit is activated, these light beams project a special alignment pattern on the picture surface (Fig. 2). Incorrect alignment is indicated when two vertical lines appear at each of the two bottom corners of the picture area. When the cabinet is maneuvered back and forth, the set of lines on each side ultimately merge into single lines indicating alignment.

Kloss strongly suggests that the viewing surface be flat and white. A beaded

screen, such as used for home movies and slides, is *not* recommended. Where no suitable wall is available, white foam-core artboard, obtainable from art supply stores, is suggested. Bear in mind that the projected image doesn't have a frame around the picture area like conventional TV receivers have and that the picture isn't overscanned. The edges of the picture can, therefore, show some color misalignment. A black frame, made from strips of black masking tape, can be added to the art board to render the effect of any visible misalignment less objectionable.

Low light is desirable when viewing any projection-TV picture. For the Novabeam Model Two, it is imperative. Kloss specifies light output of the system at 200 lumens.

Three Novatron projection tubes are used in the Model Two. They have built-in mirrors and correcting lenses with f0.7 optics and magnetic focusing. Their 30-kV power supply and high-voltage regulator are part of the flyback system. To minimize mechanical adjustments, Kloss developed a "Confocus" system containing 27 transistors and a number of op amp ICs with more than 40 adjustments. A separate test pattern generator, which provides a dot

or a crosshatch pattern, is provided to assist the owner or service technician in performing these adjustments.

A Magnavox high-performance assembly, which includes a comb filter, makes up the video monitor, power supply, and audio sections. It employs a single chroma/luminance IC that performs all standard automatic color control and correction functions. The two-stage audio amplifier drives a 4" loudspeaker.

All user controls are located on the remote-control assembly that connects to the projection console via a 20-ft-long cable. On the remote-control assembly are controls for power, volume, brightness, contrast, color, and tint, plus a pilot light. A **DETAIL** control provides a means for peaking video response for maximum picture resolution (sharpness). A slide switch is provided to permit selection of one of the two video/audio inputs that can be connected to the remote controller.

Four potentiometer controls and a pushbutton switch are provided for optimizing convergence, using a unique procedure. When the **TEST** button is pressed, "crosshairs" appear superimposed on the center of the picture for about 10 seconds. If the crosshairs are pure white, correct convergence is assumed; if not, a viewer can adjust the red and blue vertical and horizontal convergence controls. Convergence near the edges of the picture can be checked and adjusted only from inside the projection console.

**Laboratory Measurements.** Results of our lab tests on the Novabeam Model Two are summarized in the accompanying table. They're typical of the measurements we obtained in such recently tested color TV monitors as the NEC, Sears, RCA, and Sony. The video bandwidth of 4.1 MHz isn't unusual with a comb filter, and the dc-restoration and linearity figures are also as excellent as can be expected from a high-performance monitor. Except at the left side of the picture, we found the convergence to be excellent.

When the horizontal convergence controls on the video control unit were adjusted, convergence at the center of the picture was lost. We didn't adjust the secondary controls in the projection unit, although we feel certain that observed misconvergence could be rectified using the controls on the "confocus" circuit board. In any event, the misconvergence could be observed only with a dot pattern; it wasn't apparent in a TV program picture.

(continued overleaf)





# Not Just Another Pretty Breadboard



**S**o you thought Global Specialties was *just* the leading manufacturer of Solderless Breadboarding Systems? Look again. Over the past 10 years Global's developed more than 40 bench-crafted quality test and design instruments . . . Just for you.

Take your pick . . . We offer Capacitance Meters, benchtop and portable, and an array of complementary instruments to meet your specific needs. We've got 8 Frequency Counters to choose from, starting with our inexpensive MAX-50 and MAX-100 and capped with our recently-introduced 6002, 1 GHz model. Our Universal Counter-Timer family includes the new, widely-acclaimed, handheld 5000 Counter-Timer.

We also make logic probes and pulsers with frequency and pulse width ranges to suit any

application or budget. Global's popular Function and Pulse Generators are designed with the same quality as our NBS-certified Frequency Standard. And a broad range of accessories, hardware and cases round out the Global product line.

Of course, we still manufacture the largest selection of Breadboards and prototyping equipment anywhere . . . Simple Quick Test elements with our patented interlocking system . . . Experimentor Modules which combine sockets and bus strips in popular arrays . . . prototyping systems which provide uncomplicated translation from design to finished product . . . Mounted solderless assemblies, including Global's PB-105 Superboard, 50% larger than any other, and our powered proto-boards offering a wide

selection of power options.

You depend on us for the best in breadboards . . . Depend on us for the best in test and design instruments. Your pocket won't take a beating either. Global provides the specifications and features you require *now* . . . at prices you can afford today.

Remember . . . We're not just another pretty breadboard. If you need something for Test or Design, we've probably got it. So give us a call Toll-Free . . . TODAY.



**GLOBAL SPECIALTIES CORPORATION**

70 Fulton Terr., New Haven, CT 06509  
(203) 624-3103 TWX 710-465-1227

OTHER OFFICES:  
San Francisco (415) 648-0611, TWX 910-372-7992,  
Europe: Phone Saffron-Walder 0799-21682,  
TLX 851-817477

Call toll free for details 1-800-243-6077 during business hours

CIRCLE NO. 46 ON FREE INFORMATION CARD

## KLOSS TV

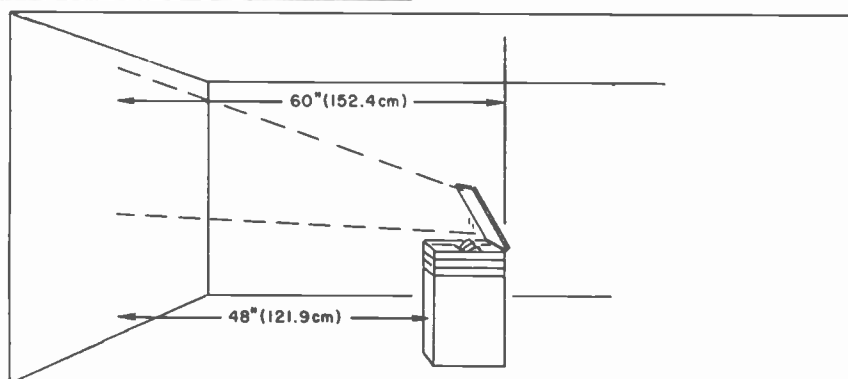


Fig. 1. The projection console must be located just 48" from wall or screen.

We observed no pincushion effect, and the edges of the projected picture were absolutely straight—something that cannot be seen on direct-view monitors because the CRT is overscanned. Color-bar and grey-scale patterns were both reproduced very well.

Optical measurements proved that the Owner's Manual instructions had to be followed exactly. The main effort, focusing the picture on the wall, required positioning the projection unit 48" from the wall. We determined that maximum deviation from this specified measurement for correct alignment was 1/2".

Maximum brightness at the center of the picture, in near total darkness, was 11 foot/lamberts, which is slightly less than Kloss's literature specified but was within acceptable tolerance limits. We compared brightness of a TV picture with a projected 16-mm film and noted slightly greater brightness when viewed in a near-totally darkened room with the picture occupying the same area as with the Novabeam Model Two. With moderate ambient lighting, the Novabeam Model Two's picture appeared to be brighter.

**User Comment.** Giving the drawbacks first, one has to push the 74-lb console from its stored location to the required position 4' from the wall. The console can be difficult to move around, particularly on a carpet. Kloss provides special carpet-penetrating feet that can be adjusted individually to level the projection unit after it has been correctly positioned.

Also, the 20' cable between control unit and projector can be a nuisance. It's about 1/2" in diameter and isn't very flexible. Just having the cable on the floor is likely to present a problem for anyone who tries to walk around the darkened viewing room.


On the plus side, the especially high brightness level from Kloss's three projection tubes makes it possible to show a good picture on a wall instead of using a special projection screen. This is a marvelous achievement. However, it doesn't do this without trading off something. In this case, it is the inherent inability to reject ambient light, which a projection screen does, in part. As a result, the Model Two must be viewed in a darkened room to obtain good contrast.

### TEST MEASUREMENTS


#### KLOSS NOVABEAM MODEL TWO TV PROJECTOR

Parameter	Measurement
Video bandwidth to CRT (-6 dB);	4.1 MHz
Dc restoration:	95%
Horizontal linearity:	95% left, 100% right
Vertical linearity:	90% top, 100% bottom
Convergence:	90% at worst screen area
Gray scale (test pattern):	100%
Dc regulation, B+:	96%
(105 to 130 V ac)	
High-voltage regulation	98%
(105 to 130 V ac)	
Dimensions:	21 1/2"H X 12"D x 24 1/2"W
Weight:	74 lb
Power rating:	95 W

How dark is "dark"? The question is purely subjective. Moving a shaded 100-W table lamp around our viewing room, keeping it 4' or more from the projection console, there was no noticeable reduction in picture quality. The video washes out when a fair amount of light is in the room or light strikes the picture directly (as from daylight streaming through a section of a window). In a darkened room, however, subjective evaluation by our group of experienced TV studio technicians resulted in unanimous positive reactions. Picture brightness and quality compared favorably with other projection-TV systems with which they were familiar. Color fidelity was judged excellent.



PROJECTOR MISALIGNED



PROJECTOR CORRECTLY ALIGNED

Fig. 2. A switch on the console projects the alignment pattern on screen.

The major favorable comment was on the freedom from distortion and the 180° viewing angle. It was possible to view the projected picture without loss of brightness, focus, or linearity from a 180° arc, centered on the rear of the projection console. Optimum viewing distance varied from 5 to 10 feet from the projection console, depending on the viewer's preference.

In video, big is better when resolution, brightness, and contrast hold up. The Novabeam Model Two is an excellent system, capable of throwing a 3' x 4' picture on practically any flat white surface. In the dark (preferably in a small room) the picture itself is the brightest we have seen for a projection system and the 180° viewing angle is a most worthy first. The lower price is appealing, too. —Walter Buchsbaum

Circle No. 94 on Free Information Card

# INTRODUCING the world's first, affordable teaching robot...

**HERO1** the most sophisticated microprocessor-controlled device since the microcomputer.

HERO 1 is a completely self-contained, electro-mechanical robot capable of interacting with its environment. Controlled by an on-board, programmable computer, it has electronic sensors to detect light, sound, motion and obstruction in its path.


Capable of seven axes of mo-

tion, the robot can be programmed to pick up small objects with its arm. It will also speak in complete sentences, using its voice synthesizer.

Remarkable though the robot is, its companion Robotics Education Course is an even more significant "first." It provides

a thorough understanding of robot technologies, including robotics programming. Course features self-test unit reviews, experiments and final exam.

Designed to be used with HERO 1, this 1200 page course is the most complete introduction to robotics available today.



**HERO 1 is a computer on wheels.** HERO 1 uses a 680E microprocessor that controls 13 functions and sense boards. Its on-board processor can take it through complex maneuvers. The programming process is straightforward with provision for step-by-step debugging, enhancement and other corrections.

HERO 1 senses include: sound detection (frequency range 200-5000 Hz); light detection; ultrasonic ranging; ultrasonic motion detection; speech synthesis; and real time, four year calendar clock.

A completely mobile platform robot, HERO 1's motion abilities permit head rotation and arm rotation of 350°, shoulder rotation of 150°, arm extension of 5 inches, wrist pivot of 180° and wrist rotation of 350°. Gripper will open to a maximum of 3½ inches and rotate 90° at extreme extension. Payload capacity of arm is 8 oz. at maximum extension and 16 oz. at normal.

The remarkable HERO 1 robot is in production now, ready for you. Buy assembled or build it from a kit. Kit price is \$1500 and the assembled robot is \$2500, FOB Benton Harbor, or through your nearest Heathkit Electronic Center.

For full information on HERO 1 call 300-253-0570 toll-free. (In Alaska, Hawaii and Michigan, call 616-582-3411.) We'll give you the address of the nearest Heathkit Electronic Center and send you a booklet that gives details about the robot, the content of this course, and other information.

Please send details on the HERO 1 robot and robotics course.

Mail to: Heath Company, Dept. 010-078  
Benton Harbor, MI 49022

Name

Address

City

State  Zip

Heathkit / Zenith Educational Systems is a division of Heath Company.  
Benton Harbor, Michigan 49022

RO-100AR1

**Heathkit**  
Heathkit/Zenith  
Educational Systems

# DATA STORAGE IN A NUTSHELL

*From cassette to optical disk, here are insights to mass data storage choices for computerists*

*By Les Solomon  
and Stan Veit*

YOU can tell the cut of a personal computerist by the mass storage device he uses. Magnetic cassette tape or plug-in solid-state cartridges mark one as either a neophyte or a financially strapped person. Disk drives identify the more serious microcomputer user. For the latter, one's rank can be distinguished too by the type of disk media used (flexible disk or hard disk).

The need for memory storage that can be saved, modified, and retrieved at any time often depends on your computing quest. Is it gaining a smidgen of computer literacy and having fun playing games? Do you wish to be creative in programming as well as playing games? Or is increased productivity your goal?

Let's examine each memory storage option, digging into choices you have even within each category, as well as looking at what's coming up fast.

## Cassette Tape

The earliest microcomputers relied on punched paper tape, where the code for each character was represented by a hole for a logic 1 and absence of a hole for logic 0. It worked, but, oh what drawbacks: The medium was bulky; paper damage was disastrous; punched information could not be modified; it performed s-l-o-w-l-y and noisily; and, finally, a Teletypewriter was rather costly and cumbersome.

No wonder manufacturers and users quickly turned to cassette tape and the omnipresent, cheap audio cassette machine. Of course, these machines were designed to record and play back sound, not digital data. Designers reasoned,

however, that the same problem was solved for telephone lines, where digital data was converted to audio tones of selected frequencies, one high and one low to represent 1s and 0s. So a bevy of frequency shift keying (FSK) tape systems were introduced, hardly any of which was compatible with another.

In one representative system, called the Kansas City Standard, four cycles of a 1200-Hz tone were used as a logic 0, while eight cycles of a 2400-Hz sine wave were identified as a logic 1. This allowed a very slow data transmission rate of 30 characters per second (actually, 27 ch/s if one excludes error checks) that could be handled reliably by a broad spectrum of low-cost audio-cassette machines with their attendant speed variations and high-frequency noise.

Radio Shack uses another type of recording for its TRS-80 models called saturation recording. Here, data pulses and clock pulses are utilized, the former sandwiched between the latter for a logic 1. If the pulse is absent, then it is seen as a 0. Since only one pulse is needed to represent one bit, it is clearly a faster data-transfer system than, say, the KC system, which requires four or eight cycles for one bit. Should one solitary pulse be lost, however, the whole bit is gone, which makes the system less reliable than the KC.

Commodore, in turn, uses a digital format rather than an audio one. Here, the heads are turned on and off for varying time periods to produce magnetic pulses on the cassette tape. The system measures the width of the pulses, interpreting a longer pulse as a 1 and a shorter one as a 0.

Cassette tape is still used as a mass memory storage system because it is so low in cost and can really hold a lot of data (up to 500 kilobytes on a C60 cassette). But since it operates in serial fashion—one bit following another—it is a time-consuming method on low-speed systems. Also, the approach does not lend itself to changing files. Everything takes forever, it seems.



There are magnetic digital tape systems that do not share the foregoing deficiencies, of course. The reel-to-reel tape systems used in data-processing centers employ seven- or nine-track formats; transfer data at very high speeds (say, 6400 bits/inch); and can start and stop on a dime whether in forward or reverse directions. But we're talking here about big bucks and lots of physical space. Smaller digital tape systems are around, too, that utilize cassette tapes, have built-in microprocessors and memory, and naturally have an operating system to tell the processor what to do. Typically, they're about seven times faster than the TRS-80 tape system is, use two tracks, and are software controlled. Cost, though, is about the same as a floppy-disk drive, with storage capacity around that of a quad-density disk. Also, 1/4" digital tape cartridge systems are commonly used to back up hard disks since high-density types can match the disk's storage capacity, it is a very-low-cost medium on a per/byte basis, and can be removed for storage pur-



poses (until recently, Winchester disks were not removable).

Disk drive systems combine many of the good attributes of these systems. It's not surprising, therefore, that they have become the most popular form of mass storage for microcomputer users who want to do any earnest computing, whether it's word processing, financial analysis, maintaining data bases, or any similar applications.

## Floppy-Disk Systems

Big Blue (IBM) introduced disk technology some 15 years ago in the form of an 8" -diameter, paper-thin platter with a magnetically coated surface similar to that of magnetic tape. It is magnetic tape in the round, so to speak. Unlike a phonograph record, it doesn't have sufficient body to be stiff. If you hold one between your fingers, it'll flop over as if it were a Salvador Dali watch. To overcome this problem, IBM ingeniously encoined it in a plasticized jacket that,

when inserted into a drive system, enabled the platter to rotate at 360 rpm while the jacket is held stationary.

A slot opening in the jacket permits a read-write (R/W) pickup head to contact a selected section of the magnetic disk, much as audio tape heads touch audio tape. A single index hole opening through the jacket and the disk enables a photoelectric circuit to detect the beginning of the first sector and synchronize tracks (which are circular, not spiral).

The concentric tracks are divided into equal-size arcs called sectors; think of them as slices cut in a pie, with each cut representing an inter-sector gap where recorded information is not carried. The standard 8" format contains 77 circular tracks cut up into 26 sectors. This could be roughly translated into a capacity of 256K bytes. But each sector has to have identification data recorded on it, which is done with a formatting utility program. This eats up three tracks, reducing the available recording space to about 246K bytes.

Such a system is called "soft sectoring." In contrast, "hard sector" disk systems have an index hole for every sector, leaving external hardware and software to handle header identification information. As a result, hard sectoring is more efficient than soft sectoring. Nevertheless, soft sectoring is easily the most popular.

The beauty of this sector/track system—called direct random access—is its speedy location of data. With sectors, the same amount of data is made available on each track and each sector, in small chunks. Furthermore, the electronic/mechanical design enables an R/W head to home in on a block of recorded data amidst hundreds of kilobytes in a fraction of a second. This is made possible by pinpointing where the head should move through a track and sector address. Time is not wasted by passing through a load of data serially, as is required with magnetic tape systems.

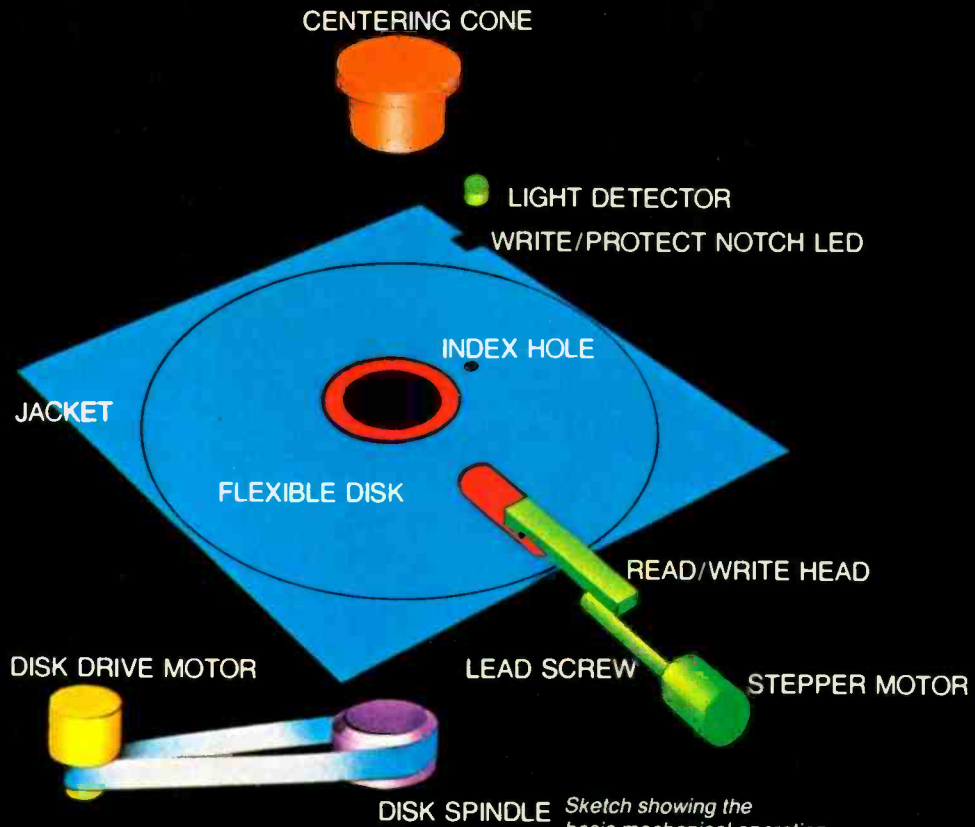
Shugart Associates opened new vistas for personal computer users in 1976 when it introduced the 5 1/4" mini-floppy or diskette. True, the smaller format was slower and did not store as much data as the 8" disk did, but who was counting when the cost was so much lower and the advantage over cassette tape was enormous?

The original mini-floppies held only 50 bytes of formatted data on 40 tracks, but that was not enough for the complex software that was starting to appear. The designers went back to the drawing board and came up with schemes to double, triple and quadruple the data-handling capacity of the small disks. By using denser recording techniques and both sides of the disks, they can now put more than 360,000 characters (up to 90 typed pages) on a 5 1/4" disk, and the end is not yet in sight.

How is this done? The disk is no bigger, the rotational speed of 300 rpm in most cases stays the same, and yet they keep putting more data on smaller diskettes. The answer lies in the recording techniques and the mechanical precision of the mechanism.

When the diskette is purchased, none of the tracks or sectors is on the recording "film." The pattern of tracks and sectors must be put on the disk by running a Format program. On a single data track in one sector, of a soft-sector disk, there is a recorded identification header to identify the track and sector, an error-checking code for validating the data when recorded, the space for the data itself, and finally, following the data, is a postamble that repeats the error-checking code.

Gaps are left on each side of the data



Sketch showing the basic mechanical operation of a floppy-disk system.

area to allow for minor positioning errors of the head. There are also much larger gaps left between sectors to prevent overlap between sectors. The data itself is recorded in blocks within the sectors. These may be 128, 256, 512, or 1024 bytes wide, depending on the number of sectors used.

The most important factor in achieving a high-density recording scheme is the method of recording the data. The simplest method of direct recording on a magnetic medium is by pulsing a recording head to produce a flux change (resulting in a tiny magnetized area) on the surface of the diskette for each logic 1. Lack of such a magnetic pulse indicates a logic 0. When the pickup moves over the same area, the magnetized spot induces a current in the head, which is amplified into a pulse. Various coding methods that employ variations of this principle are used for recording data.

The simplest data recording method is called FM Recording. It uses bit cells to define the data bits. The leading edge of a clock pulse marks the boundary of each bit cell. Within the cell, the presence of a pulse (a flux change) indicates

a 1 and the absence is a 0. This is called FM because there is a *frequency* of two pulses read for a one (the leading edge, plus the data pulse) whereas for a zero, there is only a *frequency* of one pulse (the leading edge of the clock pulse). This is a highly reliable method of recording data because each bit is bounded by the clock pulse. The problem is that the clock pulses must be separated from the data and discarded. This takes time and, even worse, it takes up space on the disk.

In the quest for greater recording density, designers realized that they could record a lot more data if they could eliminate the clock pulses. The scheme would use a pulse in the middle of a bit cell as a 1 and a no pulse condition to represent a 0. The trouble with the scheme would occur when several zeros were adjacent. The system would receive no pulses, it would lose synchronization and be unable to distinguish the next pulse cell after the string of zeros.

The MFM (Modified FM) code scheme overcomes this problem by using the leading-edge clock pulse as in

FM recording, only for the *second adjacent* 0 and all *subsequent* 0s. This eliminates all the clock pulses for 1s and for 0s bounded by 1s because the ones are a self-clocking signal. As illustrated, the nine bits of data require 14 pulses and 14 flux changes for the FM method, but only 7 pulses and 7 flux changes for the MFM method. Since 7 flux changes are half as many as 14, twice as many data bits can be recorded in the same linear distance on the track. This results in doubling the recording density in the same space, and is called double-density.

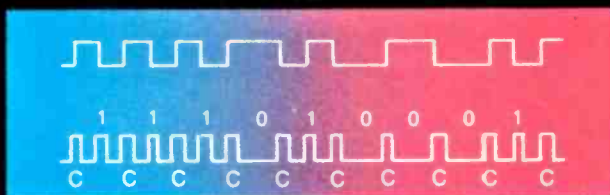
There is an additional refinement of the Modified FM recording scheme that writes a leading-edge clock pulse only if the previous bit cell contains neither a 1 or a clock, and if the present bit cell contains a zero. This eliminates the clock bits of every adjacent zero. Only six pulses and six flux changes are needed to record nine data bits, and an additional amount of data can be recorded.

There is a price to pay for this extra space on the disk. It requires much more circuitry on the disk controller—the electronic interface between a disk

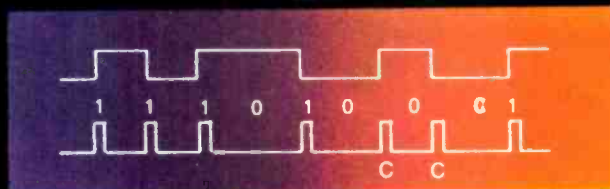
### BIT CELLS



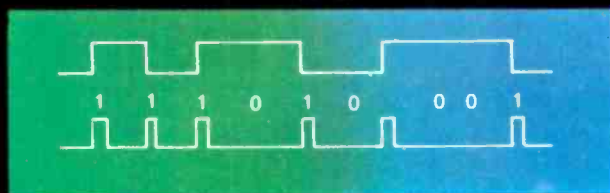
### FM



### MFM



### M<sup>2</sup>FM



Signals involved in single-density (FM), and double-density (MFM) recording techniques.

drive and a computer—to write the data and clock pulses correctly. Even more circuitry is needed to separate clock pulses from data pulses after they have been read. The electronic circuit most often used to separate the data and clock pulses is a phase-locked oscillator (PLO). Today both the data separator and the disk controller itself have been incorporated into VLSI chips such as the Western Digital 1771 now in general use. However, the latest trend is to use a data separator that is not part of the controller IC.

Another important factor in the operation of the disk is the movement of the heads as they move in and out under the control of the disk controller. There are several ways that the actual movement of the heads is accomplished. In some drives, the head is mounted on a cartridge that slides on rails. Some drives use a head mounted on a lead screw, others use a cam actuated head movement, while still others employ a flexible metal band to move the heads. No matter what the mechanical means of head actuation, the time required is a vital factor in the operation of the drive.

Total access time for the disk depends upon the distance the head has to move, plus the length of time that the head must wait for the correct sector to spin around and be under the head. These two elements are called head positioning time and rotational latency. The head positioning time is divided into two factors: *move time* (for the heads) and *settling time*. Settling time is the time it takes for the vibration caused by head movement to subside. Maximum move time occurs when the heads have to move from the outermost track to the innermost track.

Rotational latency (often just called latency) is greatest when the head reaches the correct track and data has just passed the head position. The head must wait until the data makes a complete revolution and returns beneath the head. Thus, speed of the disk drive determines the amount of latency.

The faster the disk rotates, the less time the head must wait for the data. Whereas rotational speeds for floppy disks range from 360 rpm for 8" drives to 300 rpm for 5¼" drives, hard disks rotate about 10 times as fast as floppy

drives, typically 2400 to 3600 rpm. When the latency factor is smaller, the system can read or write more data in a given time. This is not of special importance in discussing floppies, but when using hard disks, where data size is millions of bytes, the latency factor is indeed vital.


As the demand for increased data storage grew, disk manufacturers produced double-sided, double-density, disk drives. These have two heads, one located on either side of the diskette. This gives four times the density (quad density) of a single-density, single-sided diskette. In order to reduce latency, seek access time, a different format scheme is used. Track one is the first track on the bottom side of the diskette, while track two is the first track on the top. The track numbers go back and forth from bottom to top from the outer track to the inner track.

A disk controller directs the entire data storage system in conjunction with a software operating system. One disk controller can usually control more than one disk. It directs read/write operations and head positioning, identifies the tracks and sectors, checks and corrects errors, and interfaces the disk storage system with the CPU and memory. Data is written and read in serial format, but the controller converts it to put it on the CPU data bus. Once the serial-to-parallel conversion has been performed, the controller generates an interrupt of the CPU so that it can transfer data, or it accesses the memory directly. Owing to high-speed data transfer between the CPU and the disk system, **direct memory access (DMA)** is often used. This is controlled by a special DMA chip, which controls the data bus and effects data transfer directly to the computer memory.

**Micro Floppies.** With the introduction of reduced-size portable computers, and the trend to smaller packages, disk size has dropped to 4" and under, with 3¼" and even a 2" floppy-disk drive in the test phase.

The move toward a new small size started with Hitachi (3") and Sony (3.5"). A number of American disk-drive manufacturers joined the fray, some adopting one version and some another.

A Micro-Floppy committee was formed to look into standards. This committee had certain ideas in mind, including an automatically closed shutter (cover over the read/write head slot), 50-micron-thick magnetic media, 300 rpm for compatibility with existing



For everyone who's tried  
to top the MX-80, bad news.  
We just did.

Epson.



The Epson MX-80 is the best-selling dot matrix impact printer in the world. It has been since its introduction. And despite the host of imitators it spawned, no one has been able to top it. Until now.

#### **FX-80: Son of a legend.**

The new Epson FX-80 is far more than just doo-dads added on to last year's model. It's the most astonishing collection of features ever assembled in a personal printer.

For starters, it's fast: 160 CPS. And clean. All the print quality Epson is famous for in a tack-sharp 9x9 matrix.

But that hardly scratches the surface.

#### **Create your own alphabet.**

With the new FX-80, you aren't limited to ASCII characters. You can create your own. Any character or symbol that can be defined in a 9x11 matrix can be added to the FX-80's already impressive library of type styles and stored in its integral 2K RAM.

So you can create "Sally's Gothic" or "Tom's Roman" just by downloading and modifying standard characters. Or you can create a custom set from scratch. Either way, you can store up to 256 new characters. And if you don't need a new alphabet, the RAM functions as a 2K data input buffer.

#### **Who knows graphics better than Epson?**

Nobody, that's who. And if you don't believe it, witness the FX-80.

With a 12K ROM capacity, the FX-80 gives you a few things the others don't. For example, not one, not two, but *seven* different dot addressable graphic modes are program

selectable. And can be mixed in the same print line. Everything from 72 DPI (dots-per-inch) Plotter Graphics to the 640 dots per line resolution designed to match the remarkable monitor clarity of the Epson QX-10 personal computer.

And *that* is in addition to an astonishing array of 136 different user-selectable type styles including Proportional, Elite and Italic as well as the more conventional faces you get on other printers.

#### **Hard-to-beat hardware.**

The FX-80 has all the hardware features you've come to know and love on the MX Series: logic seeking, bidirectional printing, the by-now-famous disposable printhead, and more.

The FX-80 features an adjustable pin platen or optional friction/tractor feed, so you can use fanfold, roll or sheet paper... backwards or forwards. The FX-80 even gives you reverse paper feed.

And if you're printing forms, the FX-80 has a feature you're gonna love: a function that allows you to tear off the paper within one inch of the last print position.

#### **Be the first on your block.**

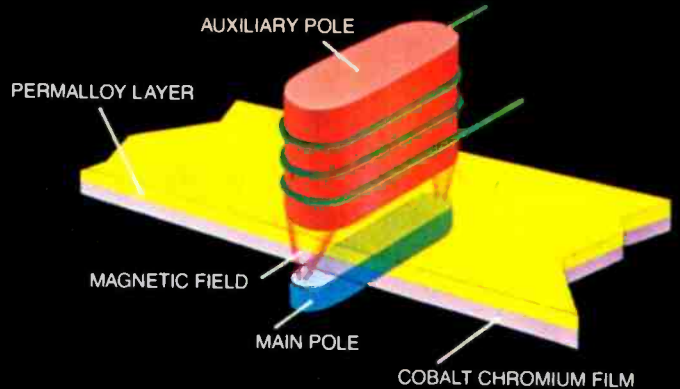
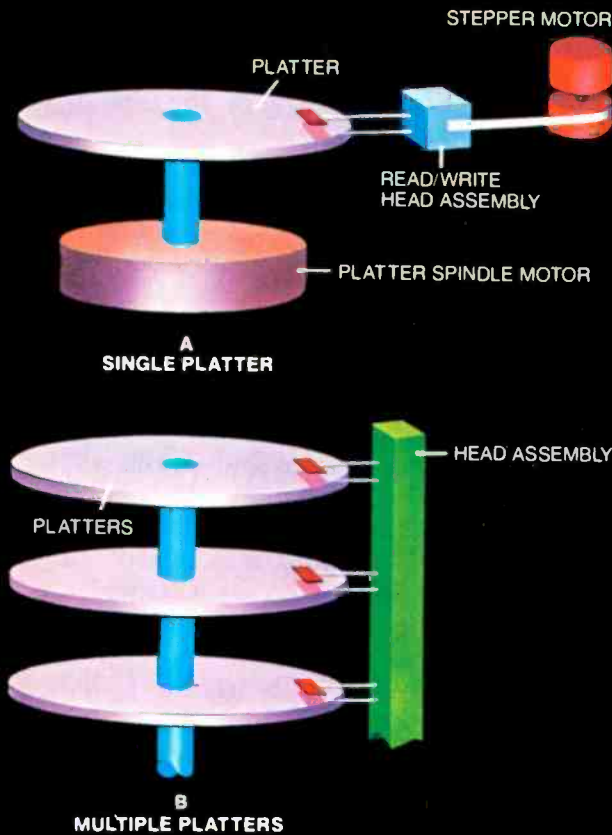
We'd be willing to bet that the FX-80 — like the MX-80 — will have its share of imitators. Don't be fooled. To make sure you get the genuine article, rush down to your local computer store right now and let them show you everything the FX-80 can do.

And while you're there... ask them to show you how it works with our computers.



**EPSON**  
EPSON AMERICA, INC.  
COMPUTER PRODUCTS DIVISION

3415 Kashiwa Street  
Torrance, California 90505  
(213) 539-9140.  
Outside California, phone  
(800) 421-5426 for the  
Epson dealer nearest you.



Shown at left are a single-platter hard-disk system (A) and a multiple-platter arrangement (B).

Typical design of a read/write head for perpendicular recording is shown above.

5¼" systems, and head-positioning systems that did not exceed current technology. Neither the Hitachi nor the Sony disk fully met all the suggested "standards."

Amdek Corp. is also marketing a 3" drive that is slightly different than the Hitachi one. Only two specifications differ. These are: 80 tracks/side vs. 40 for Hitachi, and a density (bpi) of 4473/8946 (single/double density) vs. 3125/6250 for Hitachi.

The 3" diskette is packaged in a hard plastic shell measuring 3.2" wide by 4" deep, by 0.2" thick, which is compact enough to fit in a shirt pocket. The drive is standardized to 5¼" format specifications (300 rpm, 40 tracks/side, 100 tracks/inch, 250 kilobits/second transfer rate). Specification details include conventional FM (single density) and MFM (double density) encoding. The diskette will have an unformatted capacity of 250K bytes in single density (125K bytes/side) and 500K bytes in double density (250K bytes/side). In the single-density mode, the data-transfer rate will be 125K bits/second, with 250K bits/second in the double-density

mode. There are 40 tracks per side with a track density of 100 tracks per inch.

The 3.5" disk packaged in a hard plastic shell is 3.54" by 3.70" by 0.133" thick. This form factor has three well-known supporters: Tandon, Sony/Mitsubishi, and Shugart.

Both Tandon and Sony use 3.4" diameters, while Shugart uses 3.5". Tandon uses 40 tracks/side, Sony has 70, while Shugart features 80 tracks/side, although all three use 135 tracks per inch. Rotational speed for Tandon and Sony is 600 rpm, whereas Shugart retains the 5" drive speed of 300 rpm. There is a difference in access time and in average time track-to-track, too. The number of bytes per disk in single/double density is 875K for Tandon, 218.8/437.5K for Sony, and 250/500K for Shugart. Tandon uses both sides of the diskette, while Sony and Shugart are single-sided.

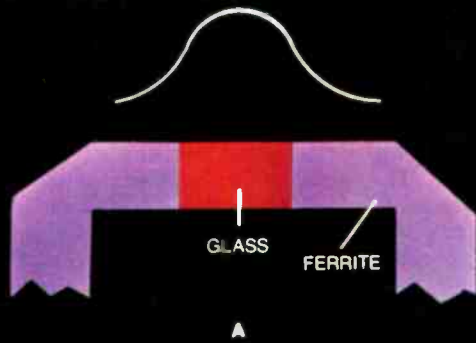
Although the Shugart 3.5" drive is compatible with conventional 5¼" systems, the Sony drive is not. Tandon has one drive that is compatible with the conventional 5¼" drives and one compatible with the Sony drive.

The relatively unknown 3¼" disk system from Tabor and Seagate has a cartridge size of 3.27" by 3.43" by 140 tracks/inch, and a rotational speed of 300 rpm. The diskette supports 500K bytes on its single surface. It is compatible with conventional 5¼" drives. Unlike the 3" and 3.5" diskettes, this one has a flexible enclosure.

Even smaller in size is the TEC America 2" system, whose disk diameter is a mere 2.64". It has one spiral track and operates at 405 rpm. The diskette holds 16K bytes on its single side and is not compatible with 5¼" systems. This disk system must be used with a dedicated system.

Meanwhile, IBM recently announced its Model 0341 4" diskette drive that uses a 4" IBM DemiDiskette—its first entry into the floppy business, the first 4" system, and the first to use a plastic chassis. Unformatted capacity of the hard-jacketed diskette is 358K bytes.

In place of the usual lead screw or band read/write head positioner, the Model 0341 uses a precision cam head positioner with a number of precision-machined dents to step the head to any



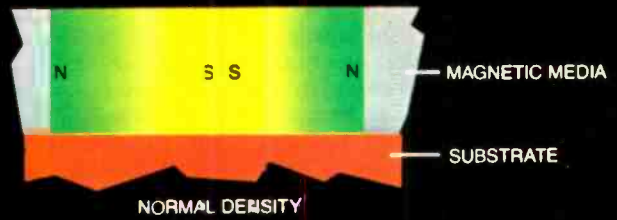
A




B

Read/write head gap size determines the recording densities of ferrite (A) and thin-film (B) heads, shown above.


At right are magnetic domain arrangements as found in longitudinal recording (A) and vertical recording systems (B).



NORMAL DENSITY



INCREASED DENSITY  
A  
LONGITUDINAL RECORDING



B  
VERTICAL RECORDING

track. This system records on one side of the diskette, which has 46 tracks with track zero reserved for system use, and five sectors on track 45 reserved for reassignment of defective sectors. Two recording formats are available: 256 bytes/sector with 921 sectors allowing 235,776 bytes capacity; and 512 bytes/sector with 501 sectors and 256,512 bytes capacity. Diskettes written on one drive can be read on another if they both use the same format.

FM encoding is used, and clock and data transitions are written on the full length of each track. Since there is a rotational speed difference between the inner and outer tracks (415.4 and 261.7 rpm respectively), an 8048 CPU is used to maintain a constant linear velocity (48.6 ips) between the inner and outer tracks. This maintains the bit density at a constant level.

After inserting the diskette into the drive, an operator handle must be moved to its closed position. The 0341 does not automatically sense the presence of a diskette, so the user must attempt a read operation to determine if there is a diskette loaded in the drive.

Unlike other diskettes, the IBM DemiDiskette does not have a mechanical or electrical index mechanism. Therefore a track format can begin at any point on the track with two requirements—the track must be written across its entire length, and no sector can overlap another. The drives measure 6.65" L × 4.53" W × 2.62" D, and weigh 1.94 lb. A specially designed LSI chip is said to have been designed to allow the Model 0341 to interface with most computers.

## Hard Disks

As the demand for greater mass storage grew, designers turned to small versions of a hard-disk design originated by IBM. The first of these fixed hard disks had two platters (disks) that each held 30 megabytes (30-30), from which the name, Winchester, evolved. The technology used is similar to the large (14" diameter) hard disks that had been used for years for mainframe computers, except that these disk drives used hard disks that revolved in a sealed environ-

ment. Normally, the read/write heads in a hard-disk system do not contact the magnetic media. Instead, the heads "fly" a few micro-inches above the surface on a cushion of air generated by the rotation of the disks.

The new small Winchester disks were 8" in diameter and held 10 megabytes or more of data. Often, multi-disk (platter) units were built with up to 80 megabytes in the total assembly.

Developers continued to improve the design, packing more into the disk and reducing the physical size of the drive.

Today, 5¼" or smaller Winchester drives are available with up to 40 megabytes of data storage. (The average is 10 megabytes.) These have track densities of about 250-300 tracks per inch compared to 48 or 96 tracks for small floppy disks. To accomplish this, the platters use thin plating for the magnetic media and even the read/write heads. The heads "fly" above the recording surface at heights of 20 to 50 micro-inches to reduce seek and latency times.

**Winchester Mechanical Design.** In the one platter hard disk illustrated ear-

lier, there are two read/write heads—one for each disk surface. The air movement generated by the rapidly rotating platter causes the aerodynamically shaped read/write heads to fly about 20 to 50 millionths of an inch above the platter surface. This can be compared to an airplane flying at Mach 2 about one inch over a choppy sea.

The platter/head assembly and the associated mechanical linkages are mounted within a sealed, almost airtight enclosure equipped with a very fine-particulate air filter. The platter drive motor and the head stepper are mounted on the outside of the enclosure to allow heat to be dissipated in the atmosphere.

In the multi-platter Winchester shown previously, a single spindle drive motor rotates all the platters simultaneously. All the read/write heads move in and out together. This allows sets of data tracks (six tracks for the three-platter arrangement shown) to be considered as a data "cylinder." The DOS (disk operating system) is written so that each six-track cylinder can be considered as one continuous track.

Track densities up to 250 to 300 tpi (tracks per inch) can be used in a Winchester, compared with 48 and 96 tpi for a typical 40- or 80-track 5-1/4" floppy. It is because of this density that head positioning in a hard disk is so critical. Since the plastic disk base used in floppy diskettes is subject to mechanical change due to temperature, moisture, etc., data can become erratic. To avoid these possible mechanical changes, hard-disk platters are made of metal.

In 1979, IBM introduced Whitney technology to hard disks. This approach uses a small, low-mass ceramic slider having a deposited thin-film permalloy read/write head. The head is thus allowed to "fly" closer to the disk surface, making possible greater data-storage density (2 1/2 times a Winchester) and about 2/3 the average access time (16  $\mu$ s vs. 25  $\mu$ s).

The 5 1/4" Winchester is not the smallest, as there are several companies test-

ing under-4" hard-disk drives. Syquest, for example, has had a 3.9" hard disk for months. A Scottish company called Rodime has produced its RO-352, a two-platter, 3.5" hard disk that can store 10 bytes formatted in a space measuring 1.625"  $\times$  4"  $\times$  5.25". This means two of these small drives can be mounted in the same space as a half-height 5 1/4" Winchester to provide 20 M bytes of storage.

Most hard-disk (Winchester) drives have the platters and read/write heads sealed in a relatively airtight enclosure. If a nonremovable hard disk "crashes" it likely must be replaced by a skilled serviceman from the company that made the disk system; in this complicated and expensive repair, the data may not be restored. Accordingly, backup storage is usually required and another medium must be used. Some systems use floppy disks or streaming tapes as the backup device.

Now there is a new class of hard-disk drives that uses removable cartridges. These operate similarly to a video cartridge that is plugged into a video recorder.

Therefore, a single drive can have an almost unlimited amount of storage space available, theoretically eliminating the need for a backup for data-saving purposes. There are some problems however. Removable hard disks are more expensive than either floppies or tape. Moreover, though there is an ANSI standard for the mechanics of the removable Winchester cartridges, there is no standard for the media recording format. Thus, a cartridge from one manufacturer may fit in another manufacturer's enclosure but may not run.

A removable 5 1/4" hard-disk cartridge has typical access times of about 75 milliseconds, up to three faster than a floppy disk. This means that, in one second, cartridge drive can transfer up to 5 megabytes compared with the approximate 250,000-byte transfer of a floppy. Most cartridges can handle up to 10,000 insertions and removals from the enclosures.

One company (Seagate) makes a hard-disk system that uses **only** removable media—no fixed disk, just the removable package. Another manufacturer (New World Computer) features a low access time of some 8  $\mu$ s due to its use of 32 read/write heads. SyQuest's SQ306 hard-disk system features a disk only 100-cm (cigarette size) square that can store up to 5 megabytes. The drive of the small system is a mere 1.625" high.

Memorex uses a combination of 5 1/4" fixed and removable hard disks having a capacity of 10 and 15 megabytes formatted. Its Model 410 uses 5-megabyte fixed and 5-megabyte removable media, while the Model 415 uses 10-megabyte fixed and 5-megabyte removable media. The trend these days is to increase the amount of data that can be recorded on either a hard or floppy disk without making drastic changes to the system. The approaches range from new developments in thin-film read/write heads, through new materials and manufacturing techniques for diskettes.

## New Techniques

**Perpendicular Recording.** A major effort is being made to create an entirely new recording technique called perpendicular (or vertical) recording. The key to this lies in magnetizing the tape perpendicular to the surface, rather than along the surface as conventionally done in longitudinal recording. The result is to "squeeze" the width of each magnetic domain to allow much more information per unit length of media.

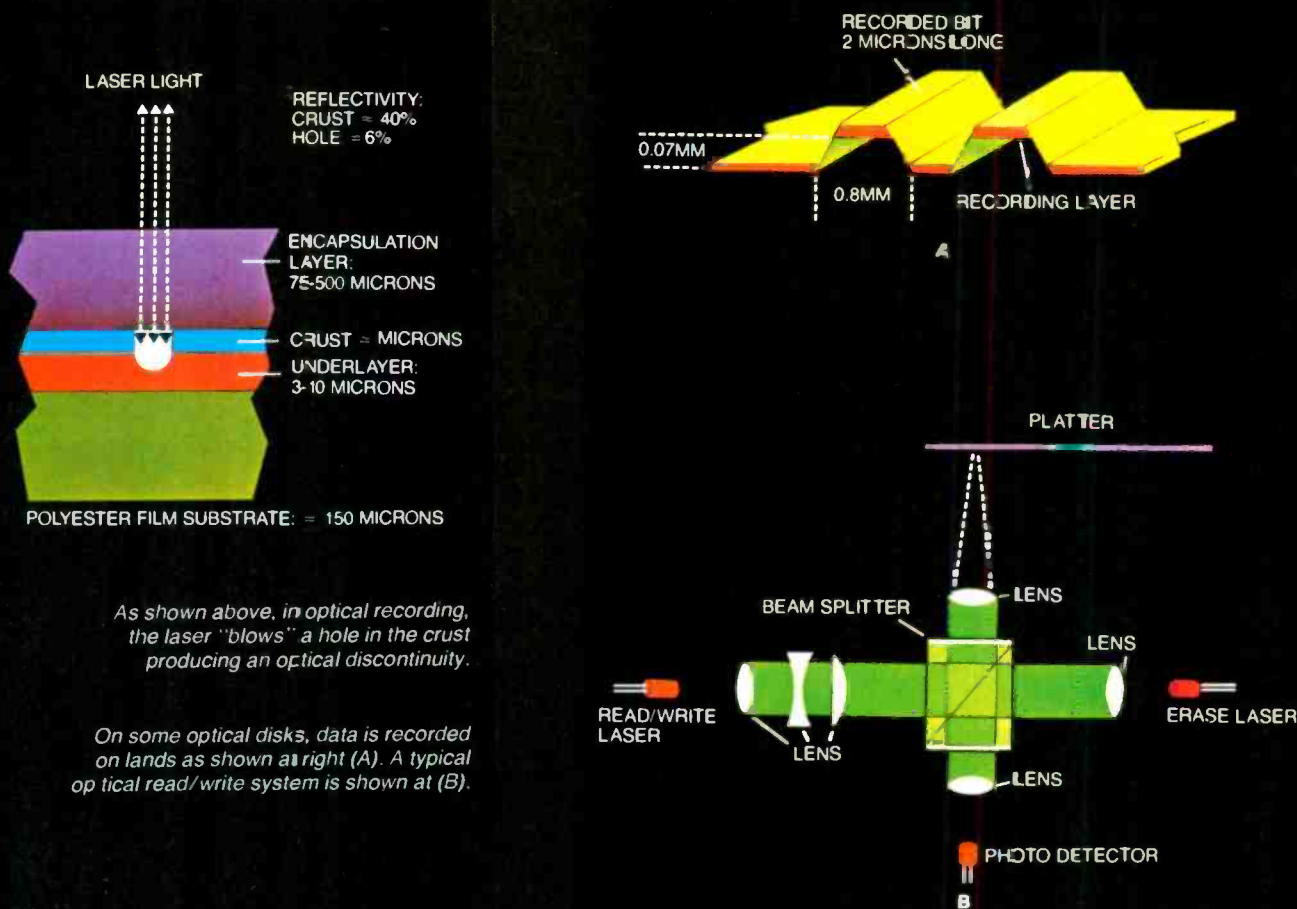
How dense can it get? Laboratory densities of 80,000 to 100,000 bits/inch have been achieved in the laboratory. This is a tenfold improvement over conventional longitudinal recording, which has taken more than 25 years to reach 10,000 bits/inch. It has been estimated that a 5-1/4" hard or floppy disk will reach 20,000 to 40,000 bits/inch very soon. Sony Corporation recently demonstrated a digital/audio system using vertical recording of some 440,000 bits/inch.

Toshiba is currently working with a 3.5" floppy-disk system using a high-resolution ring head having a gap of 0.4 millionths of an inch. A cobalt-chromium film is used on a diskette that has a linear bit density of 50,000 bits/inch, and 144 tracks/inch. The storage capacity of this 3.54" by 3.6" by 0.118" floppy (although encased in rigid plastic) diskette is 3 megabytes!

As an overview, here are the estimat-

Syquest's 3.9" removable hard-disk system.





ed maximum recording densities that can be attained using different recording technologies: Under laboratory conditions, longitudinal magnetic recording techniques using thin-film heads can achieve up to 15,000 bits/inch and 800 tracks/inch. In longitudinal recording using thin-film disks and ferrite heads, 25,000 bits/inch and 1200 tracks/inch can be expected. Compare these to perpendicular recording, where 100,000 bits/inch and up to 1200 tracks/inch can be expected. Compare these to perpendicular recording, where 100,000 bits/inch and up to 1200 tracks/inch may be commonplace.

**Thin-Film Heads.** Almost all of the commonly used floppy diskettes are coated with a gamma form of ferric oxide. This is the brownish coating used as the magnetic media, which can be seen at the head slot on a diskette cover. Diskette heads are made of ferrite having a glass-filled gap. These "work-horse" read/write heads have been constantly improved over the years, until today they have just about reached their switching limit.

To lay down more tracks/inch, the head must be made very thin. Because the ferrite wears so fast, a head made of this material cannot be made thin enough to work at 1000 tracks/inch or more and last for any period of time. A problem also exists with the magnetic media itself. If the tracks are made narrower so as to pack more data on the diskette, the media will not record with acceptable data error rates.

It has been found that cobalt makes an excellent magnetic media for the narrow track approach since it has a better magnetization property than ferric oxide. However, some manufacturers are loath to use cobalt because of the expensive techniques required to deposit it on the carrier.

One solution to the ferrite head problem is to use a "thin film" head. These heads are fabricated from a nickel-iron alloy called Permalloy, which is plated onto a silicon substrate, along with a copper "coil." During manufacture, the Permalloy can be plated to almost any desired width because it is totally supported by the mechanically strong substrate. The sharper magnetic flux curve

of the thin-film head approach allows as much as 25,000 magnetic transitions per inch as compared to the ferrite head with its maximum of about 10,000 magnetic transitions per inch.

In longitudinal recording, the ratio between domain length to width (the longer and thinner the domain, the less likely that opposing poles will neutralize each other), tends to make the very small magnetic domains de-magnetize themselves. If density of the longitudinal recording is increased to support more data, the domains get smaller, and the probability of de-magnetization (possibly resulting in loss of data) results.

Vertical recording results in a different magnetic domain arrangement. In this approach, magnetic domains are arranged at right angles to the substrate; and the higher the density, the narrower the magnetic domains. The domain length is determined by the magnetic media coating thickness. The main problem is in the read/write head and its associated positioning system since the head must consist of a pole at right angles to the diskette so that the mag-

# It's the same old Apple II.



For years, people have been trying to build a better Apple® II. It finally happened.

Meet the Apple IIe, an impressive new version of a most impressive machine.

The “e” means enhanced. Which means a bundle of new features:

A standard memory of 64K (versus 48K) that's easily

expandable. So you can create fatter files and crunch larger numbers of numbers.

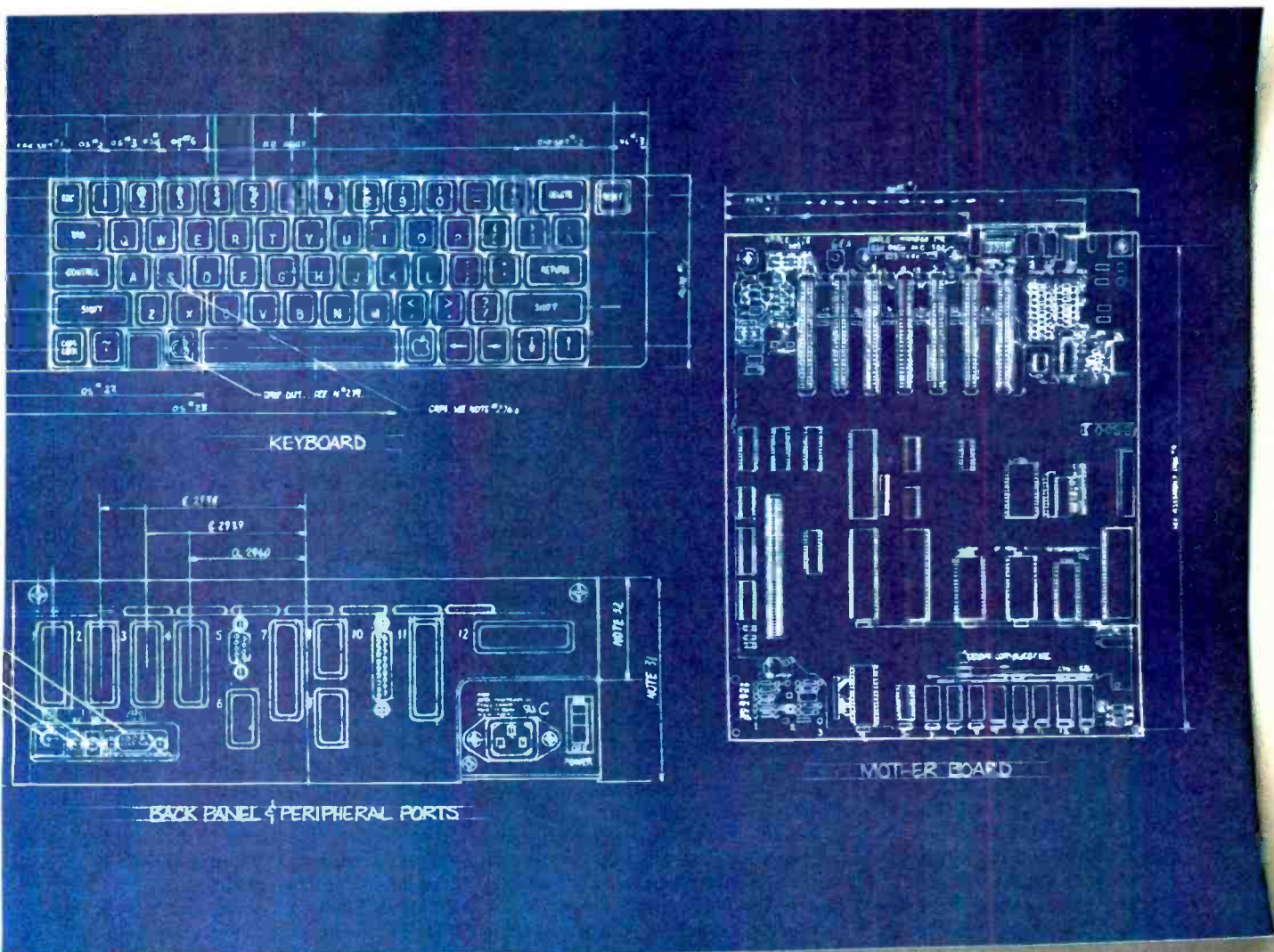
A new, improved keyboard, with a complete set of ASCII standard characters. Plus full cursor controls, programmable function keys, and a rapid auto-repeat feature built into every key on the board.

Both upper and lower case

characters. (And if you want to see more of them on the screen at one time, a low cost 80-column text card is available.)

Improved peripheral ports. Which make it a lot easier to connect and disconnect game controllers, printers and all those other wonderful things that go with an Apple Personal Computer.

# Except for the front, back and inside.



Self-diagnostics. That's a special feature that makes it easy to give your computer a thorough check-up.

Plus an even more reliable design. Achieved by reducing the number of components—which is to say, the number of things that could go wrong

And bear in mind, the IIe still has all those other virtues that made the Apple II so very popular. Including access to more accessories, peripheral devices and software than any other personal computer you can buy.

So visit any of our over 1300

authorized dealers, and see the newest Apple for yourself.

Like the original, it's rather extraordinary. But then some things never change.



The most personal computer.

Call (800) 538-9696 for the location of the authorized Apple dealer nearest you, or for information regarding corporate purchases through our National Account Program. In California (800) 662-9238. Or write Apple Computer Inc., Advertising and Promotion Dept., 20525 Mariani Ave., Cupertino, CA 95014. © 1987 Apple Computer Inc.

CIRCLE NO. 35 ON FREE INFORMATION CARD

netic field passes through rather than along the magnetic media.

Since the trailing edge of the magnetic field determines the state of the recorded data, the pole used for writing could have a relatively large gap along the track, but the read head must have a very small pole. Since the smaller the magnetic field, the lower the output of the read head, some form of amplifier must be built into the read head to increase the signal level without degrading it.

To conclude, how does perpendicular recording compare with state-of-the-art semiconductor technology? Well, a 64K RAM chip measures about 1/4" on a side, so it should be feasible to produce 16 such 64K RAMs on a square inch of silicon. Thus, using semiconductor technology, 16 × 64,000 or 1024 × 106 bits per square inch can be created. Compare this with the 108 bits per square inch of longitudinal recording and 1010 bits/square inch of perpendicular recording.

**Optical Mass Storage.** In the constant search for denser mass data storage, several new techniques are being investigated. Probably the method that will reach the market first is the use of optical disks. Although currently used to store both video images and wide-frequency stereo audio, the optical disk lends itself readily to mass data storage, and appears to be very close to production for use in this area.

If you can imagine a single, relatively small disk that can store up to 2 gigabytes, thus replacing 12,500 floppy disks each storing 160K bytes, or 400 conventional 5-megabyte Winchester disks, at a fraction of the price, you can understand why manufacturers are experimenting with prototypes of this very dense recording medium.

This approach is viewed by many people as the mass-storage medium of the future. In support of this, there is al-

ready a move to create standards for this new technique. These proposals include mechanical, optical, read/write, and environmental parameters. Two platter sizes have been proposed—one at 305-mm (12.2") outside diameter having a 35-mm (1.4") center drive hole. At present, optical disks are being made in 14"-and-down sizes, with a number of experimental units less than 5" in diameter.

In essence, this mode of recording is based on converting the signal to be stored into a bit pattern, then using this pattern to modulate a laser to distort a film deposited on the platter into a pattern that represents the data to be stored. On playback, the platter distortions are illuminated with a read laser (usually the same one as used to write the pattern) with the reflected bit pattern converted back into the signal used as the original input source.

There are several approaches to recording data on an optical disk and all depend on changing the reflectivity of the spots where the write laser beam impinges. One approach uses the laser to burn tiny holes along a track on the recording media, another uses the laser to produce "bubbles" on the media, while a third uses the laser to cause a reflective change where the laser beam impinges on the media surface. The first is currently used to record movies on video disks.

The bulk of the current optical-data disk prototypes use the hole-burning technique in a layer of tellurium—a nonmetallic element having a melting point of 450°C. Other sensitive layers such as silver halide, or gold/platinum alloys have been tested, as well as some polymer/dye combinations.

Drexler Technology recently patented a new approach. On top of a polyester film substrate are three layers: a protective coating in the form of a thick transparent plastic overlayer, a crust consisting of silver grains of filamentary and spherical shapes dispersed in an organic colloidal matrix, and an underlayer that is formed from the same organic colloid, but devoid of silver particles. The underlayer thermally insulates the reflective crust and increases the laser recording sensitivity. Physical support is provided by a thick polyester film.

Data is recorded when the laser beam melts holes in the reflective surface of the crust. Since the organic colloid matrix melts at 200°C it permits the use of a relatively low-power semiconductor laser. Digital data bits are decoded as the absence or presence of holes, as deter-

mined by the intensity of the reflected laser light. Typically, the semiconductor laser has a beam diameter of 5 to 8 μm, a pulse length of 150 to 600 μs, delivers about 5 mW to the absorbing surface, and operates between 440 and 830 nm. An experimental 30-cm (12") disk using this technique stored some 1.25 gigabytes, while a 12-cm (4.8") disk stored 200 megabytes—both on one side.

Tests have shown that 5 megabits of data can be stored on a 1.25-cm by 7.5-cm length of this new media. It has been laid down as a strip on a bank credit card and was found to be able to store some 200K bytes of data. It has been suggested that, if the plastic credit card were covered on both sides by the new recording media, it could store about 5 megabytes of data. Of course, this opens up a completely new area of portable mass storage.

Just about every disk manufacturer and many research establishments are investigating other optical media.

Using a low-cost semiconductor laser, 3M's evaluation 12" platter has a storage capacity of some 1.6 gigabytes/side. Data is written on the three-layer, 4-mm thick recording media using a 9-mW laser to burn 1 micrometer diameter pits into a proprietary refractory layer. The data tracks are 1.6-μm apart, with the platter spinning at 900 rpm. In the video area, Matsushita has demonstrated a still-frame video recorder that can store 15,000 images on one side of an 8" tellurium-layered diskette.

When you consider the enormous amount of data that can be stored in a relatively small area using optical techniques, you can see why this method of mass data storage is being so thoroughly investigated, and why it may appear on the microcomputer scene soon.

Optical disks are permanent storage devices in the same sense as a ROM. Once the data has been (literally) burned into the recording media, it cannot be erased. However, there is current research investigating media that can be burned, erased, and reburned with new data. One experimental approach uses data storage at one disk temperature, with erasure occurring at a slightly higher temperature. Of course, this introduces and undesired complexity—a disk having a temperature-controlled enclosure.

Clearly, the future of computer mass storage technology is churning, and new methods such as smaller devices/media will take their place alongside established ones. ◇

*The Drexler Optical Software Card can store more than 20 programs.*







## LAST NIGHT, COMPU SERVE TURNED THIS COMPUTER INTO A TRAVEL AGENT FOR JENNIE, A STOCK ANALYST FOR RALPH, AND NOW, IT'S SENDING HERBIE TO ANOTHER GALAXY.

**NO MATTER WHICH COMPUTER YOU OWN, WE'LL HELP YOU GET THE MOST OUT OF IT.**

If you've got places to go, CompuServe can save you time and money getting there. Just access the Official Airline Guide Electronic Edition—for current flight schedules and fares. Make reservations through our on-line travel service. Even charter a yacht through "Worldwide Exchange."

If your money's in the market, CompuServe offers a wealth of

prestigious financial data bases. Access Value Line, or Standard and Poor's. Get the latest information on 40,000 stocks, bonds or commodities. Then, consult experts like IDS or Heinold Commodities. All on line with CompuServe.

Or if, like Herbie, intergalactic gamesmanship is your thing, enjoy the best in fantasy, adventure, and space games. Like MegaWars, the ultimate computer conflict.

To get all this and more, you'll

need a computer, a modem and CompuServe. CompuServe connects with almost any personal computer, terminal, or communicating word processor. To receive an illustrated guide to CompuServe and learn how you can subscribe, contact or call:

### **CompuServe**

Consumer Information Service  
2180 Wilson Road, Columbus, Ohio 43228


**800-848-8199**

In Ohio, call 614-457-8650

An H&R Block Company

CIRCLE NO. 60 ON FREE INFORMATION CARD

**Learning  
electronics  
is no picnic.**



**At any level it  
takes work and  
a few sacrifices.  
But with CIE,  
it's worth it.**

Whoever said, "The best things in life are free," was writing a song, not living a life. Life is not just a bowl of cherries, and we all know it.

You fight for what you get. You get what you fight for. If you want a thorough, practical, working knowledge of electronics, come to CIE.

You can learn electronics at home by spending just 12 hard-working hours a week, two hours a day. Or, would you rather go bowling? Your success is up to you.

At CIE, you *earn* your diploma. It is not handed to you simply for putting in hours. But the hours you do put in will be on your schedule, not ours. You don't have to go to a classroom. The classroom comes to you.

### Why electronics training?

Today the world depends on technology. And the "brain" of technology is electronics. Every year, companies the world over are finding new ways to apply the wonders of electronics to control and program manufacturing, processing...even to create new leisure-time products and services. And the more electronics applications there are, the greater the need will be for trained technicians to keep sophisticated equipment finely tuned and operating efficiently. That means career opportunities in the eighties and beyond.

### Which CIE training fits you?

Beginner? Intermediate? Advanced? CIE home study courses are designed for ambitious people at all entry levels. People who may have:

1. No previous electronics knowledge, but do have an interest in it;
2. Some basic knowledge or experience in electronics;
3. In-depth working experience or prior training in electronics.

You can start where you fit and fit where you start, then go on from there to your Diploma, FCC License and career.

### Many people can be taught electronics.

There is no mystery to learning electronics. At CIE you simply start with what you know and build on it to develop the knowledge and techniques that make you a specialist. Thousands of CIE graduates have learned to master the simple principles of electronics and operate or maintain even the most sophisticated electronics equipment.

### CIE specializes exclusively in electronics.

Why CIE? CIE is the largest independent home study school that specializes exclusively in electronics. Nothing else. CIE has the electronics course that's right for you.

Learning electronics is a lot more than memorizing a laundry list of

facts about circuits and transistors. Electronics is interesting! It is based on recent developments in the industry. It's built on ideas. So, look for a program that starts with ideas and builds on them. Look to CIE.

### Programmed learning.

That's exactly what happens with CIE's Auto-Programmed® Lessons. Each lesson uses famous "programmed learning" methods to teach you important principles. You explore them, master them completely, before you start to apply them. You thoroughly understand each step before you go on to the next. You learn at your own pace.

And, beyond theory, some courses come fully equipped with electronics gear (the things you see in technical magazines) to actually let you perform hundreds of checking, testing, and analyzing projects.

### Experienced specialists work closely with you.

Even though you study at home, you are not alone! Each time you return a completed lesson, you can be sure it will be reviewed, graded and returned with appropriate instructional help. When you need additional individual help, you get it fast and in writing from the faculty technical specialist best qualified to

answer your question in terms you can understand.

### CIE prepares you for your FCC License.

For some jobs in electronics, you must have a Federal Communications Commission (FCC) License. For others, some employers tend to consider your license a mark in your favor. Either way, your license is government-certified proof of your knowledge and skills. It sets you apart from the crowd.

More than half of CIE's courses prepare you to pass the government-administered exam. In continuing surveys, nearly 4 out of 5 graduates who take the exam get their licenses! You can be among the winners.


### Associate Degree

Now, CIE offers an Associate in Applied Science Degree in Electronics Engineering Technology. In fact, all or most of every CIE Career Course is directly creditable towards the Associate Degree.

### Today is the day. Send now.

Fill in and return the postage-free card attached. If some other ambitious person has removed it, cut out and mail the coupon. You'll get a FREE school catalog plus complete information on independent home study. For your convenience, we'll try to have a CIE representative contact you to answer any questions you may have.

Mail the card or the coupon or write CIE (mentioning name and date of this magazine) at: 1776 East 17th Street, Cleveland, Ohio 44114.



Pattern shown on oscilloscope screen is simulated.

**CIE** Cleveland Institute of Electronics, Inc.  
1776 East 17th Street, Cleveland, Ohio 44114

PE 90

YES...I want to learn from the specialists in electronics — CIE. Send me my FREE CIE school catalog...including details about the Associate Degree program...plus my FREE package of home study information.

Print Name \_\_\_\_\_

Address \_\_\_\_\_ Apt. \_\_\_\_\_

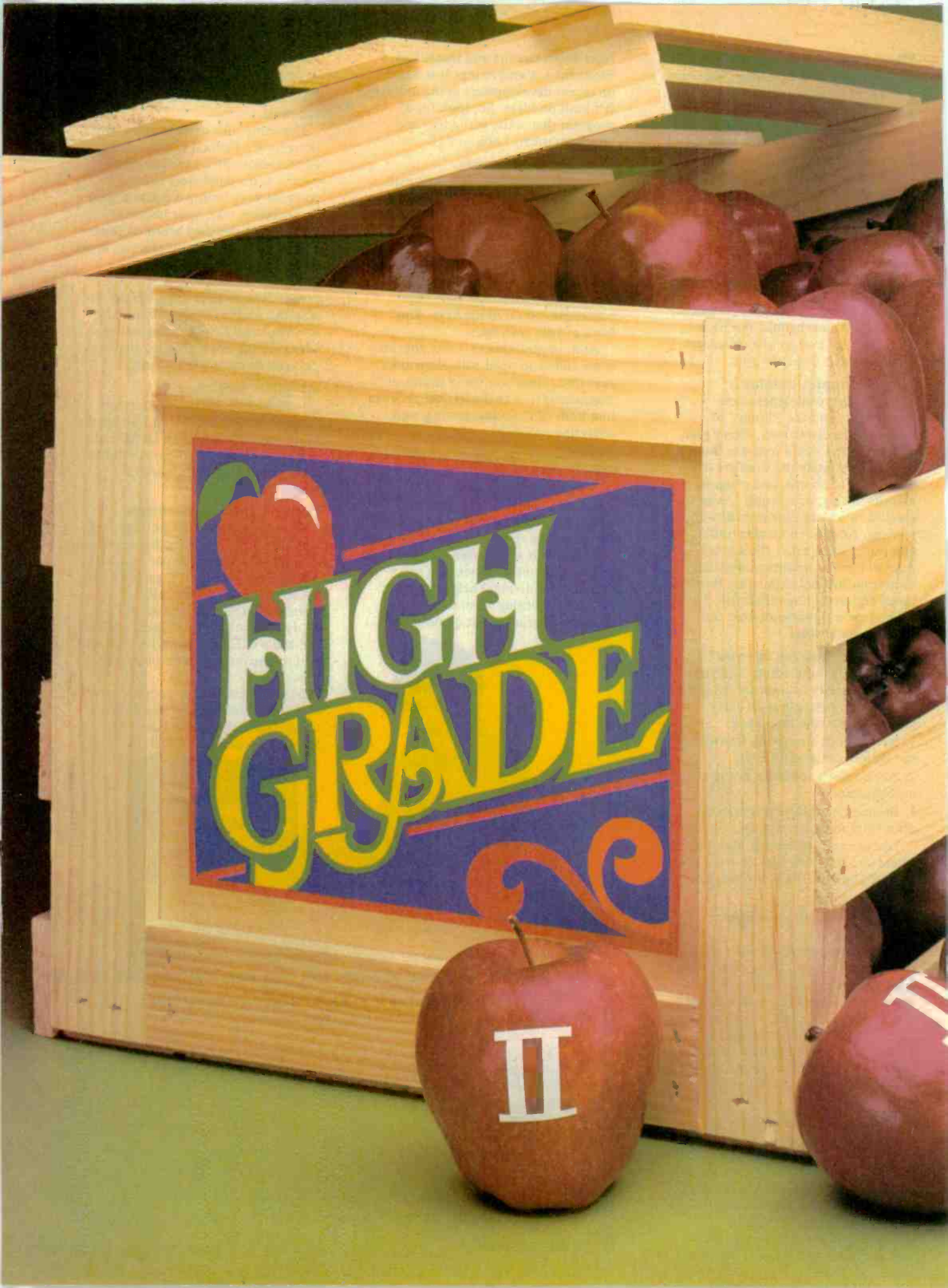
City \_\_\_\_\_



State \_\_\_\_\_ Zip \_\_\_\_\_

Age \_\_\_\_\_ Phone (area code) \_\_\_\_\_

Check box for G.I. Bill bulletin on Educational Benefits:  Veteran  Active Duty

**MAIL TODAY!**



  
**HIGH  
GRADE**  


**II**

**I**



# *High-Grade* DATA CONVERTER FOR THE APPLE II

By Robert C. Nicklin

*Part I: Analog/digital and digital/analog conversion increase the usefulness of your computer by allowing it to accept, manipulate, and display all kinds of physical data*

A PERSONAL computer like the Apple II can be used to do a lot more than play games and calculate payrolls. When interfaced to analog-to-digital (A/D) and digital-to-analog (D/A) converters, your computer can capture waveforms, perform manipulations and mathematical operations on them, and display the new or changed waveforms on an oscilloscope or plot them on a chart recorder. Used in this manner, the computer becomes a "smart" storage scope.

If instead of a waveform you substitute the signal from a phototransistor, strain gauge, pressure transducer, etc., your computer can be made to sense and store information about physical variables. It can then display this information in a form and at a rate that's convenient for you.

The Data Converter presented here makes it possible for your computer to perform these functions. It can be adapted to any computer that has eight data and one control lines available at an I/O port. An additional circuit board, the Versatile Interface Adapter (VIA), was designed to interface the module to the Apple II computer. Together, the VIA and Converter equip the Apple computer to capture up to 17,000 data points per second from an ac or dc analog signal; amplify the incoming signal by up to 500 times; and output analog signals at rates up to 33,000 data points per second. In addition, an audio amplifier and speaker and two bidirectional digital I/O ports are provided. All operations of the Data Converter can be called from BASIC.

**Preliminary Discussion.** Before we get into the specifics of how the Data Converter accomplishes its task, let's briefly review how analog-to-digital conversion is performed.

A general discussion of A/D conversion appeared in the June 1982 issue of this magazine under the title of "Processing Analog Signals for Digital Systems." Briefly, this article explained how a waveform can be faithfully reconstructed from a series of samples when the sampling rate is at least twice the highest frequency present in the waveform. Hence, an analog/digital converter that samples at a 17,000 times-per-second rate can be used for signals whose highest

## ...DATA CONVERTER

frequency components don't exceed about 8.5 kHz.

Signal resolution is determined by the number of bits used by the A/D converter. An 8-bit converter, such as that used in the Data Converter presented here, can resolve a voltage range into 256 discrete intervals or 0.4% parts. A 9-volt reference, for example, sets a 0-to-9-volt range, with a resolution of 35 mV (9/256). If the signal is amplified 500 times, each interval represents 0.07 mV (35/500).

The same considerations apply to the

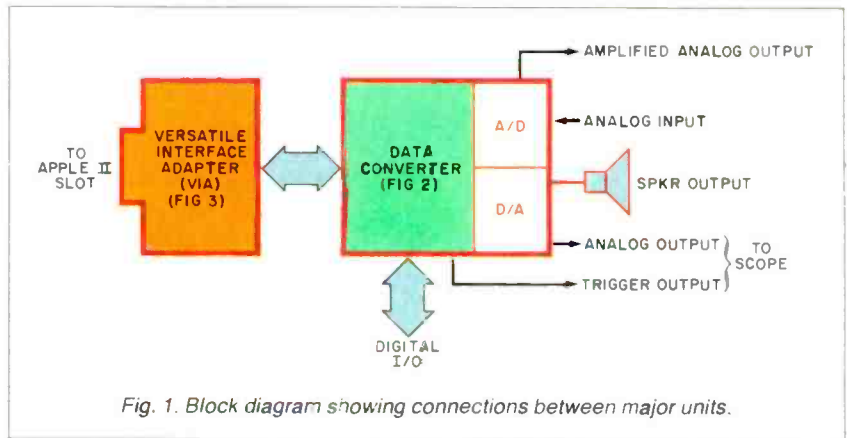


Fig. 1. Block diagram showing connections between major units.

### PARTS LIST

B1—9-V transistor battery  
 B2—4.5-V battery (3 AA cells in series)  
 C1—100-pF, 25-V disc capacitor  
 C2—220- $\mu$ F, 6-V electrolytic  
 C3, C5—0.1- $\mu$ F, 25-V disc capacitor  
 C4—330-pF disc capacitor  
 D1—1N914 diode  
 IC1—TL092 dual op amp  
 IC2—AD7574 A/D converter  
 IC3—AD558 D/A converter  
 IC4—7416 open-collector hex inverter  
 IC5—LM386 audio amplifier  
 IC6—6522 PIA  
 IC7—Quad AND-gate  
 J1, J2, J5, J6, J7, J8—Phono jack  
 J3, J4—Banana jack (one red, one black)

All resistors are 1/4-watt, 10% tolerance:

R1, R4, R8—10 kilohms  
 R2—1 megohm  
 R5, R6—1 kilohm  
 R7—5 kilohms  
 R9—50 kilohms  
 R10—100 kilohms  
 R11—500 kilohms  
 R12—200 kilohms  
 R13—2.2 kilohms  
 R15—1.5 kilohms  
 R3—10-kilohm trimmer potentiometer  
 R14—10-kilohm, audio-taper potentiometer  
 S1—Sp6t nonshorting rotary switch  
 S2—Spdt switch  
 S3—Dpdt switch  
 SPKR—Small 8-ohm loudspeaker

SO1, SO3, SO4—16-pin DIP socket  
 SO2—14-pin DIP socket  
 Misc.—Printed-circuit boards (2) or materials for fabricating same; 24" length of 16-conductor ribbon cable with 16-pin DIP header at each end; suitable-size enclosure; battery holders; control knobs (2); hookup wire; solder; machine hardware; quick-set epoxy cement; etc.

**Note:** The following are available from Nalan Computer Specialties, Box 1426, 106 Highland Park Lane, Boone, NC 28607: VIA board, including one cable, for \$49.00; complete Data Converter kit, including machined and labeled chassis, batteries, and software on diskette, for \$149.00.

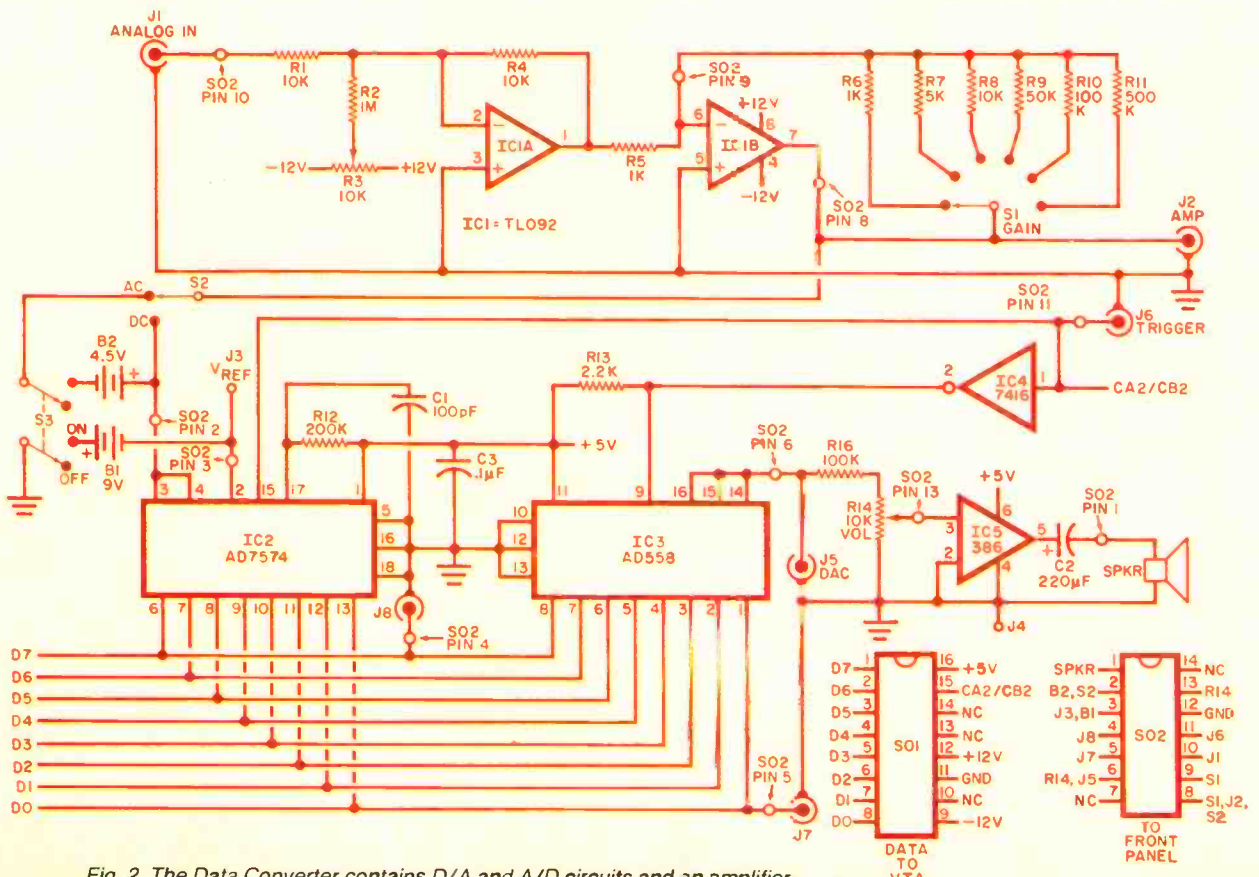


Fig. 2. The Data Converter contains D/A and A/D circuits and an amplifier.



D/A converter. The 8-bit device used in the Data Converter features 256 steps and, with its internal voltage reference, has a range from 0 to 2.56 volts. Consequently, each step represents 0.01 V (10 mV). With an output rate of 33,000

samples per second, the D/A converter could produce waveforms with frequency components to about 16,500 Hz.

**Circuit Description.** The Data Converter (Fig. 1) employs the Versatile In-

terface Adapter (VIA) designed to plug into any Apple II expansion slot. The converter interconnects with the VIA through a 16-conductor ribbon cable terminated at both ends with a DIP plug to provide eight bidirectional data, one control, and +12-, -12-, and +5-volt lines. The VIA contains two 8-bit bidirectional ports, each with two control lines. Only one port is used in this project, leaving the other available for a second converter or other I/O device.

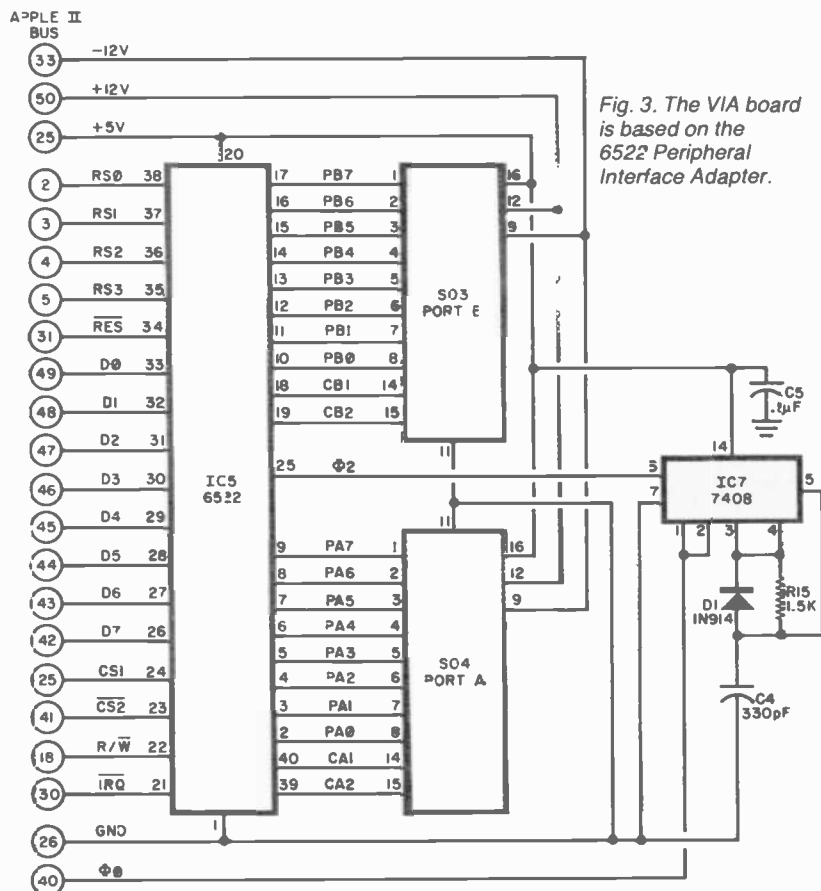
Contained in the Data Converter are a variable-gain signal amplifier, D/A converter with analog and speaker outputs, A/D converter that includes an amplified analog output, and a control panel. A trigger signal for an oscilloscope is also provided.

As shown in Fig. 2, the incoming analog signal at *J1* goes to the inverting (-) input of unity-gain buffer *IC1A*. Potentiometer *R3* is used to preset the zero offset to the buffer. The output from *IC1A* goes to *IC1B*, and the gain of the stage is set by GAIN switch *S1* (gains are 5, 10, 50, 100, or 500). A monitor point or optional output is provided at *J2*.

After amplification, the output at pin 7 of *IC1B* goes to AC/DC selector *S2*. With *S3* set to ON and *S2* set to DC, a negative reference from *B1* is applied to pin 2 of *IC2*. Input range is, therefore, 0 to 9 volts (*VREF*). Setting *S2* to AC places *B2*, with half the voltage of *B1* (4.5 V), in series with the signal. Hence, with a *VREF* of 9 volts and *B2* at 4.5 volts, a range of +4.5 to -4.5 volts is obtained, allowing signal peak-to-peak amplitudes up to this level to be digitized.

Conversion time for the synchronous clock oscillator inside *IC2* is about 20  $\mu$ s with the values specified for *C1* and *R12*. With Chip-Select (CS) pin 16 of *IC2* tied to ground, operation is controlled by Read pin 15. Depending on which port (A or B) of the VIA is used, pin 15 will be controlled by the CA2 or CB2 signal. The eight data lines (D0 through D7) go to pins 6 through 13 of *IC2*. Three-state buffers in *IC2* use the data lines when required, since D/A converter *IC3* also shares the same lines.

D/A converter *IC3* requires no external components to operate. Pins 1 through 8 connect to the data lines, while pins 14, 15, and 16 tie together to provide a 0-to-2.56-volt output at *J5* (DAC) and the top of *VOL* control *R14*. Normally, +5 volts is applied to pin 11 of *IC3*; if this potential is raised to between 11.4 and 16.5 volts and pin 14 is tied to ground, the A/D output will be in the 0-to-10-volt range.



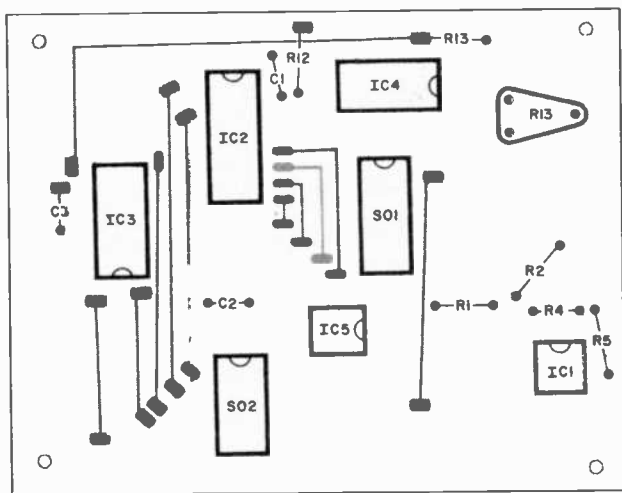
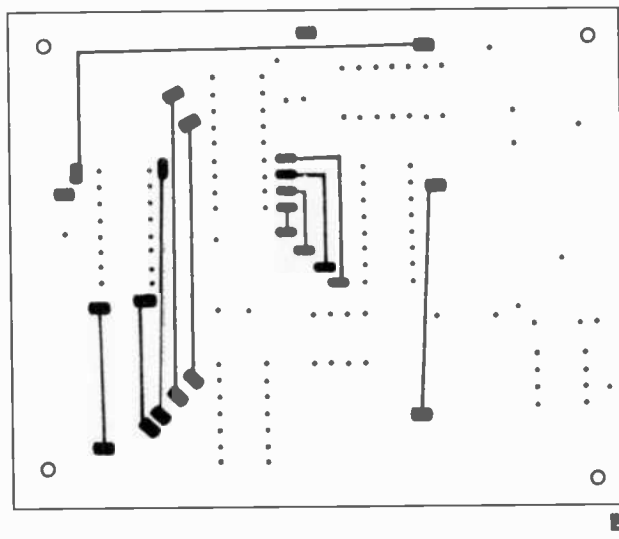
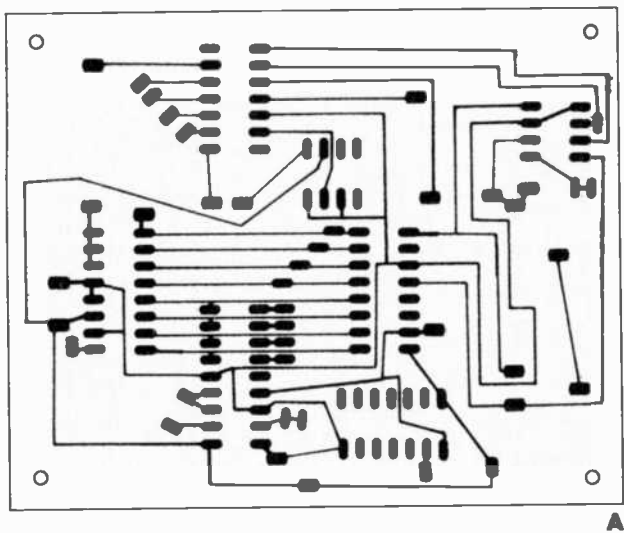


Fig. 4. Foil patterns (above) are for the pin side (A) and component side (B) of the Data Converter board. They are 86% of full size.

Fig. 5. Component layout (left) for the Data Converter board.

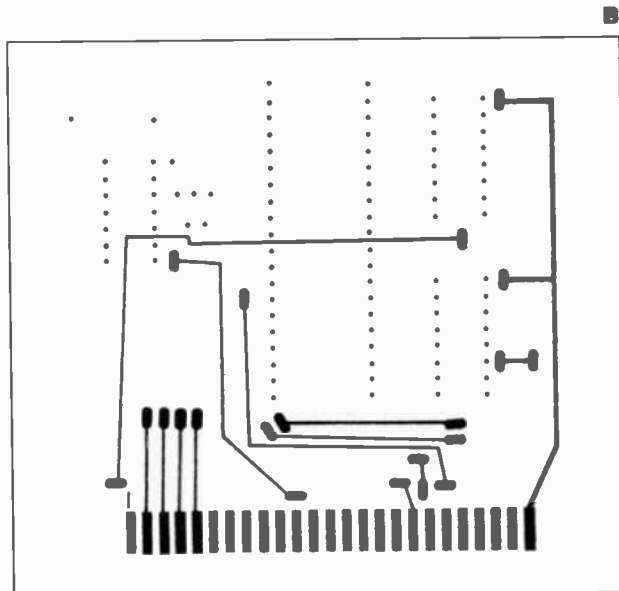
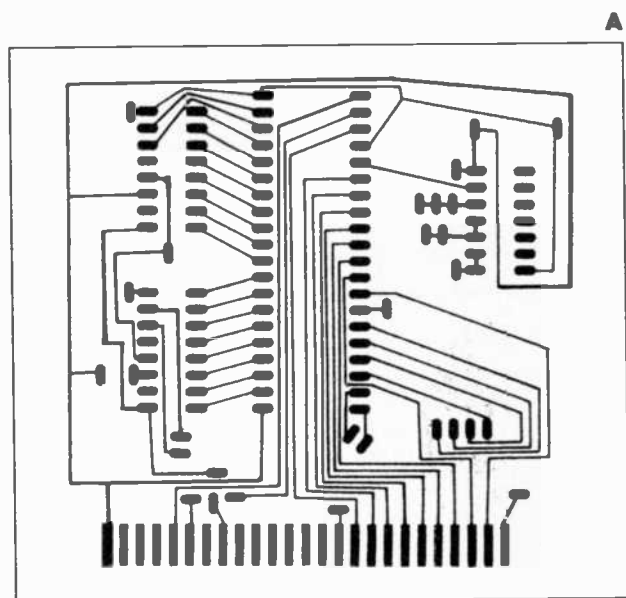


Fig. 6. Foil patterns (below) are for the pin side (A) and component side (B) of the VIA board. 86% of full size.



# Now. Tektronix 60 MHz Performance is just a free phone call away!

**Wide-range vertical sensitivity:** Scale factors from 100 V/div (10X probe) to 2 mV/div (1X probe). Accurate to  $\pm 3\%$ . Ac or dc coupling.

**Two high-sensitivity channels:** dc to 60 MHz bandwidth from 10 V/div to 20 mV/div; extended sensitivity of 2 mV/div at  $> 50$  MHz.

**Sweep speeds:** from 0.5 s to 50 ns. To 5 ns/div with X10 magnification.

**Delayed sweep measurements:** Accurate to  $\pm 3\%$  with single time-base 2213; to  $\pm 1.5\%$  with dual time-base 2215.

**Complete trigger system.** Includes TV field, normal, vertical mode, and automatic, internal, external and line sources; variable holdoff.

**Probes included.** High-performance, positive attachment 10-14 pF and 60 MHz at the probe tip.



These easy to order scopes are proof that it's not expensive to have advanced, 60 MHz performance from Tektronix on your bench. It's just practical! Feature for feature, the Tek 2213 and 2215 set a price/performance standard unmatched among portable scopes. And are backed by the industry's first three-year warranty on all labor and parts, including the CRT.

So advanced they cost you less: \$1200\* for the 2213! \$1450\* for the dual time base 2215! These low costs are the result of a new design concept that utilizes

fewer mechanical parts than any other scope.

Yet there's no scrimping on performance and reliability. You have the bandwidth for digital and analog circuits. The sensitivity for low signal measurements. The sweep speeds for fast logic families. And delayed sweep for fast, accurate timing measurements.

**Scope. Probes. Three-year warranty and expert advice. One free call gets it all!** You can order, or obtain literature, through the Tektronix National Marketing Center. Technical personnel, expert in oscil-

loscope applications, will answer your questions and can expedite delivery. Direct orders include probes, operating manuals, 15-day return policy, full Tektronix warranty and worldwide service back-up.

**Order toll free:  
1-800-426-2200  
Extension 13**

In Oregon call collect:  
(503) 627-9000 Ext. 13

\*Price F.O.B. Beaverton, OR. Price subject to change.

## ...DATA CONVERTER

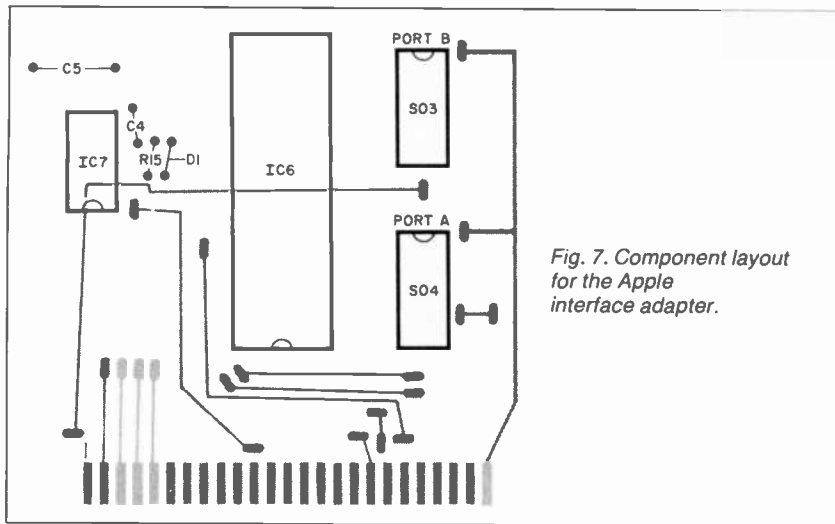


Fig. 7. Component layout for the Apple interface adapter.

Chip Select pin 10 of *IC3* is tied to ground and operation is controlled by the signal at Chip Enable pin 9. One element of open-collector inverter *IC4*, inverts the phase of the CA2 or CB2 control signal before supplying it to pin 9 through load resistor *R13*. Since *IC2* is read when its Read goes low, and *IC3* runs when its Chip Enable goes low, inversion of the common control signal keeps the two ICs from operating at the same time.

The audio signal selected by vol. control *R14* goes to audio amplifier *IC5*, the output of which is coupled through *C2* to drive a small loudspeaker.

The Data Converter connects to the VIA board through 16-pin DIP header *SO1*, which carries the data, control,

voltage, and ground lines. Interconnection between the Data Converter and its front-panel components is via 14-pin DIP header *SO2*. (Connections in the circuit for this header are shown with circles in Fig. 2.)

The VIA board for the Apple II, shown in Fig. 3, is based on the 6522 PIA Peripheral Interface Adapter. Data lines D0 through D7 go through either Port A as PA0 through PA7 with control lines CA1 and CA2 or through Port B as PB0 through PB7 with control lines CB1 and CB2. Each port connects to the following circuitry through connector *SO3* for Port B or through *SO4* for Port A.

Integrated circuit *IC5* expects to receive the phase-2 clock signal from the

6502 CPU in the Apple computer from bus connector pin 40. However, this signal isn't available from the Apple bus or any other easily accessible location in the Apple computer. To overcome this obstacle, phase 0 and the delay introduced by the *IC7* circuit are used to provide the required clock signal for *IC5*. The values specified for *C4* and *R15* cause this circuit to delay the phase-0 clock signal by 180 ns, making the 6522 "think" it's getting the phase-2 clock signal from the Apple computer. A discharge path through *D1* is provided for capacitor *C4*.

**Construction.** The Data Converter is best assembled on a printed-circuit board, preferably a double-sided design to keep layout area to a minimum and obviate the need for a multitude of jumpers. You can fabricate your own pc board using the etching-and-drilling guides in Fig. 4 and the component mounting diagram in Fig. 5. Sockets are recommended for the ICs, and careful attention must be paid to component orientation during installation. Once this board is wired, it can be mounted in an enclosure of suitable size, with *B1* and *B2* fastened to the bottom of the box via battery holders and quick-set epoxy cement.

The enclosure's front panel can be machined to accommodate *J1* through *J8*, POWER switch *S3*, AC/DC switch *S2*, RANGE selector *S1*, and VOL control *R14*. Use a lettering kit to label the front panel, and install control knobs on the shafts of *R13* and *S1*.


Front-panel components connect to the Data Converter pc assembly through a multiple-conductor ribbon cable. One end of this cable should be soldered to the appropriate lugs on the panel-mounted components, the other end to the appropriate *SO2* pins on the pc assembly.

Assembly of the Apple interface adapter can be on any Apple-compatible prototyping board. Alternatively, you can fabricate your own double-sided pc board, using the etching-and-drilling guides in Fig. 6. Again, during wiring of this board (see Fig. 7 for details), it's recommended that you use sockets for the ICs.

The interface adapter assembly connects to the Data Converter through a length of 16-conductor ribbon cable with 16-pin DIP sockets at each end. This cable plugs into the system between *SO1* on the Data Converter and *SO3* (Port B) or *SO4* on the interface adapter.

(To be continued)

Photo showing inside of the author's prototype Data Converter.



# Franklin's ACE1000 Runs With The Best!

VisiCalc®, DB Master®, Desktop Plan®—they are all running on the Franklin ACE 1000. Cash flow, budgets, word processing or data base management, business or pleasure, the ACE 1000 runs with the best.

The Franklin ACE 1000 is hardware and software compatible with the Apple® II. Franklin users can choose from an enormous selection of programs—programs that run better on the ACE because it includes 64K of RAM, upper and lower case, VisiCalc keys, a numeric pad and an alpha lock key.

Run with the best. Call or write today for the name of your local authorized Franklin dealer.

CIRCLE NO. 59 ON FREE INFORMATION CARD

Franklin ACE is a trademark of Franklin Computer Corporation.  
Apple is a registered trademark of Apple Computer Inc.  
VisiCalc and Desktop Plan are registered trademarks of Visi Corp.  
DB Master is a registered trademark of Stoneware.



**FRANKLIN**  
COMPUTER CORPORATION  
2138 Route 38  
Cherry Hill, NJ 08002  
609-482-5900  
Telex: 837-385



# Desktop APPLIANCE COMPUTERS

*Two modestly priced small computer systems, both with bundled software*

*By Stan Veit*

Cromemco and Morrow Designs are two of the pioneering companies that have taken advantage of new integrated-circuit technology to vastly increase the capabilities of the microcomputer. Both have introduced "appliance-type" computers. That is, they include machines, software, and instructions that can be unpacked from a carton(s), connected, and immediately used with little or no previous instructions, just like any other household or office appliance.

These new systems go far beyond having just a bevy of software packages and a menu to select them. They provide an interface between the user and the software that makes running the programs easy and nonthreatening.

It is obvious that buying and using one of these systems will not automatically turn the owner into a programmer—this requires study and practice. But there is enough easy-to-use software for anyone who can read the instructions to do word processing and prepare and use an electronic spreadsheet for financial work. In addition, both systems have forms of BASIC and provisions for other languages to enable even the proficient programmer to use them as general-purpose computers.

## Cromemco C-10

The \$1785 Cromemco C-10 Super Pak includes a video monitor with a 12" green-phosphor screen for full 80-character by 24-line display; a detached keyboard; one disk drive with storage capacity for 379,312 characters; and an internal, single-board computer with a Z80A microprocessor and 64K bytes of user memory.

The software package would cost more than \$1000 if purchased separately. It consists of the WordMaster word processor, the PlanMaster spreadsheet analysis program, and the MoneyMaster stock and bond analysis program.

Cromemco has also included structured BASIC and a Full Screen Editor for users who want to develop their own

software. It also has a ROM-based operating system that is operational when power is applied. It is called CROS and it has the additional function of providing communications through a modem or permitting the C-10 to be connected as a "smart terminal" in a multi-user system.

Underlining all these software systems is the standard Cromemco operating system called CDCS, which is an enhancement of CP/M-80 and is compatible with that "almost universal" system. This adds the capability of including other languages and software systems to the C-10 as the occasion demands. The user is not "locked-in" to the software supplied with the package. Both FORTRAN and COBOL are available in C-10 format. Such popular software packages as WordStar, CalcStar, Data Star, Mail Merge and dBase II can be purchased for the C-10 since most of the software distributors support the Cromemco 5 1/4" double-density, double-sided format.

**Using the C-10 Computer.** The main unit looks like a video terminal with a detachable keycard. The video components are mounted directly under the CRT and there is a shelf just below that on which the single-board Z80A computer is mounted. This main computer is a marvel of integrated design. Through the use of Large Scale Integrated (LSI) circuits, the chip count of the C-10 has been reduced to 39 ICs including the 64K memory. This directly contributes to the low cost and high reliability of the system.

The rear panel of the computer board is accessible at a set-back on the rear of the Monitor/Computer unit. It contains a female "stacking-type" connector. The cable for the first drive plugs into this connector and the connector on the cable for the second drive plugs into the back of the first connector in a stacking arrangement. The keyboard connects to the computer through a coiled telephone type cord. A telephone modular plug is on each end of the

coiled cord. There is an RS232C female "D" connector (DB25S) for the printer cable. Cromemco has an adapter for the Smith-Corona TP-1 Daisy Wheel Printer, and the latter is then sold as the Model CLQ Printer.

There is another "D" connector on the rear panel. This is for connection from the C-10 to either another computer or to a modem. When the system is connected to a modem, a Model CBL-CM cable is used; when connected to another computer, the cable is a CBL-CS. Both of these cables are supplied by Cromemco as an option. All of the connections are provided with screw fasten-





ers. The drive cable uses thumb screws for positive connection. The power switch is mounted on the rear CRT overhang and it can not be closed by accident. Another option provided for the C-10 is the Model CST Ergonomic Stand. This stand elevates the CRT and makes the screen much easier to see from any position. I did not have this stand and I missed it. There are two adjustable feet on the front of the main

## ...APPLIANCE COMPUTERS

unit, however, to change the viewing position if the stand is not used.

The CKBA keyboard on the C-10 computer has the usual typewriter keys and, in addition, has many features designed to make the system easy to use. The top row of keys has an important function in addition to being used for numerals and symbols. These keys become function keys when used with a program that accepts function-key input. For example, when using the WriteMaster program, the function

keys enable single key input of such commands as automatic centering of titles or displaying text in bold face.

The special functions are triggered when the CONTROL and SHIFT keys are held down while a key on the top row is pressed. Keys 1, 2, and 3 are assigned functions according to the program with which they are being used. When they are used with CONTROL, they are designated as F1, F3, F5; when used with CONTROL and SHIFT, they are F2, F4, F6. The functions assigned to the other top row of keys are specified by a decal on the top of the keyboard. They are all used with WordMaster.

Five characteristics of the CKBA keyboard can be changed as desired by the user. If the CONTROL and SHIFT keys are held down and the C key is pressed, the keyboard will emit an audible click whenever any key is pressed. The click is turned off by repeating the same key sequence.

All the keys (except CONTROL, SHIFT, and ALPHA LOCK) automatically repeat when held down. The rate of repetition can be varied by holding down the CONTROL and SHIFT keys and the D key. The repetition rate will change to the next rate as listed in the User Manual. The range is from 50 characters per second (cps) with a 0.3-second delay to 14.3 cps with a 0.7-second delay. The default rate (normal) is 33.3 cps with a 0.4-second delay.

It is often faster to enter numeric data by using a calculator-type keyboard. Although the CKBA keyboard does not provide a separate keypad, it does have a built-in one. This consists of 7, 8, 9 on

the top row of keys; U, I, O on the second row; J, K, L on the third row; and M on the bottom. The space bar can also be used to enter zero. The built-in numeric keypad is activated by holding down the CONTROL and SHIFT keys while pressing the N (for numeric) key. When this is done, the adjacent keys are disabled to prevent entering unwanted information. Some of the arithmetic characters are still used, however.

The ALPHA LOCK key forces all the alpha keys to be upper case, but does not affect the other keys. I found this a very useful feature when typing financial data.

---

*"Machines, software, and instructions can be unpacked and used like any other appliance"*

---

The SHIFT works the same as on a typewriter, except that it reverses the action of the ALPHA LOCK key.

In all, the CKBA is a very well laid out keyboard, but I found that the keys occasionally stuck. I did not care for the audible clicks but found some use for the adjustable rep rate on the keys. The function keys are very useful but an extra row of keys would have been nicer than the CONTROL/SHIFT system. Still, on such a low-cost computer, one can put up with some extra finger work to get the functions.

I used the Smith Corona TP-1 Printer with both the Cromemco C-10 and the Morrow Micro-Decision. This is a low-cost daisy wheel printer that echoes (types) at about 15 cps and produces letter-quality output. This is the serial version of the printer. We have used the parallel version in testing other computers and find it about the same: slow and noisy, but with very acceptable quality. Not only is this printer low in price (about 1/4 the price of others), but the print wheels and ribbon cartridges are inexpensive and easy to get.

It took me less than 10 minutes to read the setup chapter in the manual and connect the system. I then read Chapter 3 of the manual, "Starting up the Computer," and was operating in another 10 minutes. Not bad.

By the time I had read Chapter 4, "Using the Menu and Running the Demo;" Chapter 5, "Using the C-10;" and Chapter 6, "Using the Keyboard," I had formatted a disk and copied my master system diskette so as not to de-



stroy it if I made a serious error. Now I was ready to start to work.

Opening up the WriteMaster manual and reading as I worked, I was soon using the word processor. Total time elapsed since opening the box was only 38 minutes. It took me as long to set up my stereo system!

I am convinced that a few hours devoted to using the C-10 will enable the average person to use the system in a meaningful way. This is indeed appliance computing.

## Morrow Micro Decision

The Morrow Micro Decision is significantly different from the Cromemco, but it was designed on the same principles. The major design difference is in the main computer unit. The Cromemco integrates the CRT and the single-board computer into one housing. In contrast, the Morrow packs the computer board and the disk drives into a rectangular metal case and uses a standard commercial green-phosphor video terminal instead of a monitor and a memory-mapped video circuit.

The foregoing differences result in several benefits for the Morrow computer. First, the video quality is much improved by using the commercial video terminal. (The Morrow terminal supplied with the unit was made by Lear Seigler.) The video character resolution was much sharper than that on the Cromemco. In addition, the "feel" of the keyboard was much better. While the layout of the Cromemco keyboard was good, I experienced some key sticking.

Unpacking the Micro Decision, I set it up on a corner of a desk with the video display sitting on top of the computer unit. It only took a few minutes to connect the system. The keyboard connects into the CRT of the terminal through a coiled cord and a DIN connector, while the terminal connects to the computer unit with an RS232C cable.

One other serial connector is available on the rear panel of the computer. This is used to connect either a modem or a serial printer. Since so many of the popular, low-cost printers available on the market use the de-facto Centronics

parallel printer connection, the lack of such an interface on the Micro Decision is a shortcoming. Morrow does recognize this problem and is correcting it in future revisions. There is a card-edge connector on the rear panel for connecting additional disk drives. This is not needed any longer since Morrow now provides half-height, double-sided drives. Therefore, four drives could be mounted inside the cabinet if needed. Morrow will replace the disk expansion connector with a Centronics parallel connector.

Morrow includes a package of software with the computer that would cost more than the computer itself if purchased separately. The system will be supplied in many configurations so this is no "take it or leave it" proposition. Perhaps that is why they call it the *Micro Decision*. For example, if you own your own terminal, the system's suggested selling price is \$995 with one single-sided drive or \$1395 with two drives. If you want the computer with double-sided drives, the price is \$1895.

Most people will buy the system with one of the excellent Morrow terminals. These are 80-character by 24-line terminals with green screen displays and detachable keyboards. The suggested price for the system with one single-sided drive and the terminal is \$1590. With two single-sided drives it is \$1990, and with two double-sided drives, it is \$2490.

The software package includes CP/M-80 version 2.2, WordStar, LogiCalc, Correct-it (spelling checker), Microsoft BASIC, and an additional language

called BaZic, which is a BASIC dialect compatible with North Star. Morrow also uses a version of Pilot to provide the user interface to all the other software.

Although the Morrow Micro Decision uses its own disk format, it is also compatible with Xerox 820 format. Since most of the software distributors like Lifeboat support this format, the wide scope of CP/M-80 software is portable to the Micro Decision.

Morrow has quite a different problem



*On the opposite page are the Cromemco C-10 with monitor, disk drive, and printer.*

*At right are views of the Morrow Micro Decision.*

## CALCULATOR SAVINGS



HP-10C Scientific .....	\$57.99	82161A Cassette Drive .....	\$347.99
HP-11C Programmable .....	74.99	82162A HP-IL Printer .....	347.99
HP-12C Financial .....	99.99	82163A Video Interface .....	169.99
HP-15C Programmable .....	99.99	Port-X-Tender to 10 pts .....	146.99
HP-16C Hexadecimal .....	99.99	82180A Extnd Funcnry .....	59.99
HP-41C Alpha Prog .....	149.99	82181A Extnd Memory .....	59.99
HP-41CV Full Memory .....	207.99	82182A Time Module .....	59.99
HP-41 System Case .....	79.99	HP-75C Computer .....	739.99
Port-X-Tender to 10 pts .....	146.99	82183A Extnd I/O .....	59.99
82104A Card Reader .....	149.99	82184A Plotter ROM .....	59.99
82143A Printer .....	289.99	82160A HP-IL Module .....	94.99
82153A Wand .....	99.99		
82175C Computer .....	739.99		
82700A 8K Mem for 75C .....	149.99		
82160A HP-IL Module .....	94.99		

Call for Low Prices on all Accessories and Software

Texas Instruments 99/4A Computer .....	\$249.99	LCD Prog .....	\$59.99
Extended BASIC Module .....	74.99	TI-55-II .....	39.99
Peripheral Expansion Box .....	189.99	TI-58C .....	89.99
Disk Controller Card .....	189.99	TI-59 .....	189.99
Expansion Box Disk Drive .....	294.99	PC-100C .....	169.99
RS 232 Card .....	134.99	Compact 40 CALL .....	

Olivetti Praxis 35 Triple-pitch Electronic Typewriter .....

Sharp PC-1250 Pocket Extended BASIC Computer .....

CE-125 Printer/Microcassette for PC-1250 .....

PC-1500 Advanced Handheld Computer .....

CE-150 Cassette Intfrc/ 4-color Printer-Plotter .....

CE-151 4K Memory Expansion for PC-1500 .....

CE-155 8K Memory Expansion for PC-1500 .....

CE-158 RS-232C & Parallel Interface for PC-1500 .....

CE-159 8K Memory Expans with Battery Back-up .....

Casio FX-702P Handheld Computer, 1680 Steps .....

FA-2 Cassette Interface for FX-702P .....

FP-10 Printer for FX-702P .....

FX-602P Alphanumeric Programmable, 512 Steps .....

MT-45 Keyboard with Chords, Bass, Rhythms .....

MT-65 Home Entertainment Keyboard .....

MT-70 Advanced Memory Keyboard .....

CT-701 Advanced Electronic Memory Organ .....

Call us for low prices on famous Casio digital watches!

Pearl-earler S904 Two-speed, Two-hour Recorder .....

S801 Two-speed, Two-hour, Tape Counter .....

S801 Two-speed, Compact, Memory Rewind .....

X-01 Ultra-thin All Electronic .....

SR-11 FM Stereo Microcassette w/Headphones .....

Olympus Pearlcarder Microcassettes .....

Use cash or check, postal money order, VISA, or M/C. Print checks take five weeks to clear. Add shipping 1% of your order (\$3.95 minimum). East of Miss Riv extra \$1.50. CA res add 6%. Subject to availability. USA prices.

ORDER 800-421-5188 Outside  
TOLL-FREE Information Hot (213) 633-3262 CA, AK, HI

**tam's**  
INCORPORATED

Tam's Inc, Dept CE-7  
14932 Garfield Ave.  
Paramount, CA 90723  
(213) 633-3262

CIRCLE NO. 42 ON FREE INFORMATION CARD

## SEE YOUR DEALER TODAY

FROM



HERE'S A TIP  
THAT'S PERFECT!

AM/FM AUTO RADIO  
AND CB

**'Firestik' II**

GOLDEN SERIES

BARE-HANDS TUNABLE  
"NO TOOLS NEEDED"  
HIGH PERFORMANCE ANTENNAS

ALSO ANTENNAS FOR  
CORDLESS TELEPHONES  
MONITOR SCANNERS

Dealer & Distributor Inquiries Invited  
SEND FOR FREE CATALOG

'Firestik' Antenna Company  
2614 East Adams/Phoenix, AZ 85034

Name \_\_\_\_\_  
Street \_\_\_\_\_  
City \_\_\_\_\_  
State \_\_\_\_\_ Zip \_\_\_\_\_

Serving the CB and  
Communications Market Since 1962.

**5-YEAR REPLACEMENT WARRANTY**

CIRCLE NO. 26 ON FREE INFORMATION CARD

## ...APPLIANCE COMPUTERS

in making its software easy to use than Cromemco has. The C-10 software package was designed for that machine and, therefore, all of it can fit on one diskette and is available from a single menu. If additional software is used it must be accessed from outside the main menu.

Morrow uses standard software packages designed to be used on all CP/M computers. They therefore use the Pilot language to build an interactive interface program. This allows the user to operate the system without learning the CP/M operating system. I have used several "front end" CP/M interfaces designed to operate the system from selection menus. This one works well but not as easily as others, such as CPM+.

Another feature of the Morrow Micro Decision is the use of "virtual drive" This is a system of declaring the presence of a drive that actually does not exist. As a result, you can reassign Drive A to act as a drive to "double" as another drive while still serving as Drive A. This has some advantages. For example, if you run out of space when using WordStar on a two-drive system, you are in trouble because WordStar does not permit you to swap diskettes while editing. With virtual drive, you can write your excessive file to a nonexistent drive, swap the diskette that is currently in Drive A and save the text on that drive.

WordStar then operates as if you had a three drive system. Of course, you really don't have three drives, but by swapping the disks in Drive A you simulate one. The bad part of this system is the method used to copy disks. It forces you to use the virtual drive even though you have two drives and could do it much easier.

When I started the Micro Decision, there was a pause during the time the system was doing a self-check. It then announced that the memory checked OK. Having passed the memory test, the system displayed the Micro Decision Micro Menu, which permits the user to perform all kinds of CP/M operations without really knowing the CP/M system. These include:

0. CREATE A WORKING OR SYSTEM DISKETTE
1. RUN A PROGRAM
2. DISPLAY A DISKETTE DIRECTORY (DIR)
3. VIEW OR PRINT A FILE (TYPE, PIP)
4. COPY A FILE (PIP)
5. FORMAT A DISKETTE (FORMAT)
6. MAKE A BACKUP DISKETTE
7. CHECK DISKETTE FILE SIZE

8. OTHER OPTIONS (REN,ERA,STAT)
9. EXECUTE A CP/M COMMAND  
ESC EXIT TO CP/M

The Pilot program guides the user through the complications of the CP/M system and, after a while, it becomes second nature. The user therefore learns CP/M while working with the system. As an experienced CP/M user, I had to resist the urge to get out of the Pilot system and directly operate from CP/M. It can be done; so that, once CP/M is learned, one can indeed operate on his own.

Since I have used WordStar for many years I am hardly able to evaluate it as a new user, but the built-in menus and defaults in WordStar make it very easy to use when you ignore all the "bells and whistles" and just edit text. The LogiCalc program is also one I have been familiar with for a long time. I have always considered this spreadsheet from Software Products International of San Diego, CA one of the better ones on the market. The manual supplied with the system is a good teaching tool and a new user should have no trouble learning it. The Correct-it Spelling Checker works well. I am accustomed to using SpellStar with Word Star, but I have nothing negative to say about this program. I used the BaZic language for some problems but find it hard to get acquainted with. I feel that it was only included to increase the size of the software package.

**Conclusions.** I only wish I had started in computing with either of these systems. They give the user a chance to use the system for meaningful work with a minimum of pain. In time, the user may outgrow the easy menus and other crutches, but he will not easily outgrow the system. I like both of them and would recommend either to anyone who wants to get into computing without the games and colors of "home computers." Both Cromemco and Morrow have provided full-sized systems for a very moderate price. In comparing the two of them, I feel that the Cromemco is easier to use and is smarter-looking right down to its slick-paper, colorful manuals. The Morrow, in turn, has the edge in software, expansion capability, and sharper video.

One additional conclusion concerns the Smith Corona TP 1 which we used to test both of these computers. It is slow and noisy but it does an outstanding job of producing good looking text for a low price. That is enough reason to buy it. ◇



# PROGRAM ANY WAVESHAPE YOU CAN IMAGINE

*A voltage-controlled oscillator circuit with RAMs synthesizes waveshapes without using complex filters*

*By P. S. Lasher*

Using a programmable voltage-controlled oscillator (vco) makes it possible to synthesize almost any waveshape without having to pass a fundamental waveform (square, triangle, or sine) through a filter. The circuit shown in this article uses two computer RAM chips to "construct" a waveshape preprogrammed by the user and was designed to replace a conventional voltage-controlled oscillator in a synthesizer. With a few simple revisions, it is possible to use this circuit as a versatile sequencer. The circuit utilizes CMOS devices for high speed and low operating power.


**Circuit Operation.** As shown in the block diagram of Fig. 1 and the sche-

matic of Fig. 2, the circuit includes five basic building blocks: the vco, a 6-bit counter, a memory, a keyboard and encoder, a digital-to-analog converter, and an output stage. The vco is a precision circuit that produces a square-wave output whose frequency is linearly proportional to the input voltage level. The operating point of IC1 is determined by R11 and switch-selected C1, C2, or C3. Three frequency ranges can be selected by S2: 100-6,000 Hz for audio, 1-100 Hz for very low frequencies, and 0.1-1 Hz for sequencer applications.

The square-wave output from pin 7 of IC1 is divided by 32 in IC2 to form a six-bit address for memory IC3 and IC4. This divides the desired wave shape into 32 sections, with each section having a

unique voltage level. The voltage level of each section is loaded into the memory formed by IC3 and IC4, two random-access memory chips. (A 15-bit number signifying a specific voltage level is stored at each memory address.) As each address is called in order by IC2, the output changes to the voltage level preprogrammed by the user.

The effective size of the memory is 6 bits by 5 bits but can be expanded to 7 bits by 5 bits. However, it was found that, if the memory is expanded past 6 bits, the frequency of the vco is much higher than the maximum operating limits. If the circuit is going to be used only on the lower two frequency settings of S2, it is possible to expand the memory to obtain a smaller error in



## ...PROGRAM ANY WAVESHAVE

the final output. It should be kept in mind, however, that for each address of memory, a voltage level will have to be keyed in. This will make it necessary to key in 128 numbers.

Digital-to-analog converter *IC5* changes the digital output to an analog current signal. The latter is then converted into a voltage signal suitable for use in a voltage-controlled synthesizer by op amp *IC6*.

To enter a waveform into the memory, the memory should be switched into the WRITE mode by applying a high (via *S2B*) to pins 8 and 6 of *IC8*. The 6-bit counter, *IC2*, should be reset to zero by applying a high to pin 2 of *IC2* via *S4*. The 16-key keyboard is decoded by *IC7*. As a key is closed, *IC7* sends a data available signal to *IC8A*. If READ/WRITE switch *S2* is in the WRITE mode, a high is passed to *IC8*, and the gate will produce a low at pin 10 when the data is to be written into the memory. This is done because, if the data or the address is changed while the memory is in the WRITE mode, the data could be lost. Therefore, after the data is stabilized, the READ/WRITE signal is brought low to begin the next address.

The keyboard is comprised of 16 keys, used to program *IC3*, and SHIFT key *S3*, which will program *IC4*. The SHIFT key allows the use of just 16 keys instead of 32. The 16 keys are debounced by an internal circuit of *IC7* and *C5*. This capacitor also controls the time delay between the data output signals and the data-available signal, since *C6* controls the sampling rate of *IC7*.

When there are no keys depressed, the output enable, pin 14, is forced into a low state. This forces the data output pins into a high-impedance or a three-state mode. When a key is depressed, the data-available signal goes high and, if the READ/WRITE switch is in a WRITE position, *IC8* produces a low signal. This enables the output pins into their respective levels, depending on which key is depressed.

**Construction.** The oscillator can be wire-wrapped using lengths of wire that are as short as possible. Keep in mind that, when an output frequency above 10 kHz is desired, there will be a signal above 500 kHz passing through the *S2* circuit, so keep these leads as short as possible. Handle all CMOS chips with

*“A number of vco’s can be used to create a series of waveforms that will generate avant garde music.”*

care to prevent static breakdown. A grounded metal enclosure should be used to reduce any r-f interference generated by *IC1*.

The power supply can be any source of voltage between  $\pm 4$  and  $\pm 6$  volts dc, with a typical circuit that can be used shown in Fig. 3.

**Use.** The circuit can be used in either of three modes: as a vco, as an envelope generator (which is essentially a low-frequency signal), or as a sequencer. Other than the programmability, there is very little difference between this vco and any other.

To program the circuit, use a graph having 32 divisions vertically (voltage) and 64 divisions horizontally (time) and sketch the desired waveform between these bounds. With READ/WRITE switch *S2* set to WRITE, depress *S4* to RESET the system to zero, then use the keyboard to enter the voltage value at each horizontal division. If the voltage scale exceeds 15 units, use the SHIFT switch (*S3*) to add 16 to the key number.

To convert the circuit to a sequencer, break the connection between pins 2 and 3 of *IC2*, and connect pin 3 to parallel-connected pins 1 and 2 of a spare gate within quad gate *IC8*. This forms an inverter. Connect the output of this inverter at pin 3 to pin 13, one input of another spare gate within *IC8*.

Remove the lead coming from *S2A* at pin 1 of *IC2*, and connect the switch lead to pin 12 of *IC8*. Both inputs to this gate are now made. The output at pin 11 will be the inverse of the clock signal when the counter is in the first 64 counts. When the seventh bit goes high, the gate (*IC8*) will be inhibited and the count will stop if pin 11 of *IC8* is connected to pin 1 of *IC2*.

To start the sequence, apply a high to pin 2 of *IC2* via RESET pushbutton *S4*. This will reset the counter and force the seventh bit low, allowing clock signals to pass through *IC8*. Counter *IC2* con-

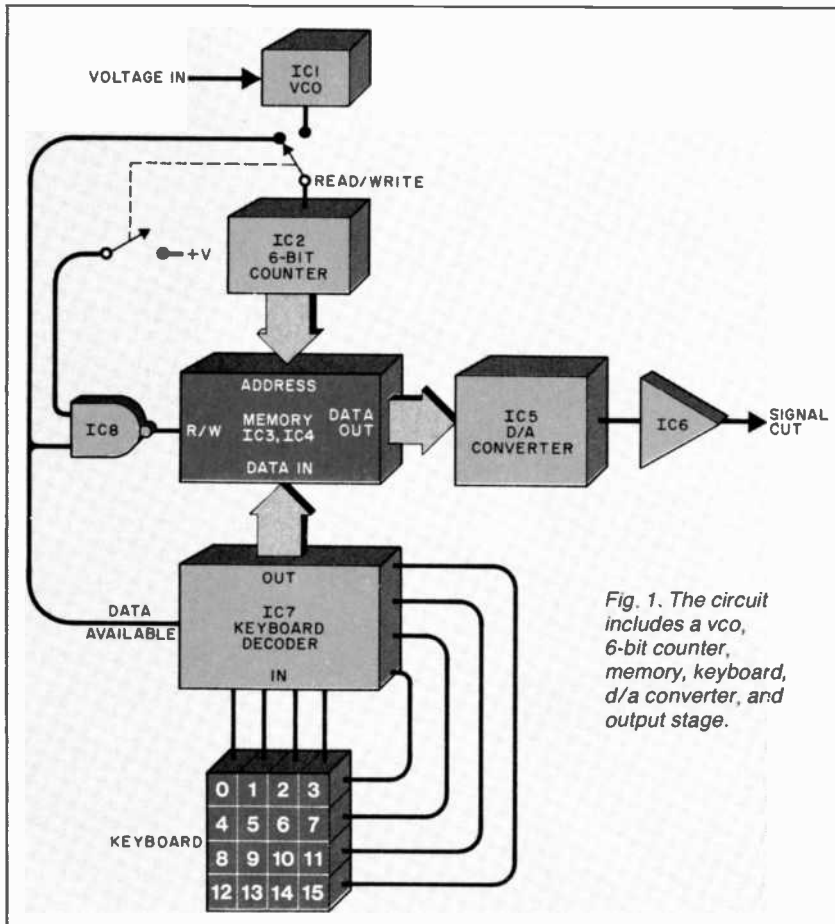


Fig. 1. The circuit includes a vco, 6-bit counter, memory, keyboard, d/a converter, and output stage.

# CREATIVE COMPUTING

# WIN AN ATARI® SWEEPSTAKE

Save up to 33% on *Creative Computing*, too!

**T**he Creative Computing Sweepstakes is open to all our readers. No purchase is necessary—and you'll receive a fantastic Atari home computer system worth over \$1600 if you're the lucky winner!

## How the Sweepstakes works

Just mail the attached card or the coupon below after filling in your name and address. Be sure to indicate whether you're also subscribing to *Creative Computing* at the special rates shown—you can save as much as 33%.

Then, if you win, you'll get a superb Atari personal computer system: the Atari 800 with 16K RAM and 10K ROM... an 810 Disk Drive... a 16K RAM Memory Module for extra memory... a pair of Joystick Controllers for game interaction. Use the Atari to handle small business and professional applications as well as sophisticated home processing functions—and, of course, for entertainment. Analyze your investments, learn languages, do



business accounting, play video games. Programmable in Basic or Assembly, the 800 can use all Atari peripherals and can control up to four disk drives and a 60 lpm printer. In all, the 800 and its accessories form a package worth a full \$1620 at retail!

## You're sure to win with *Creative Computing*!

Whether you win our Sweepstakes or not, the hours you spend with a computer are certain to be winners when you subscribe to *Creative Computing*. It's the Number One magazine of computer applications and software—filled with in-depth evaluations of computers, peripherals and software, plus applications and software that you can run directly on your computer.

Why not enjoy a year or more of *Creative Computing* at our low introductory prices? You'll save up to 33% if you subscribe at the same time you enter our Sweepstakes!

*Atari is a registered trademark of Atari, Inc.*



## OFFICIAL RULES

### No Purchase Necessary

On an official entry form or a 3" x 5" piece of paper, hand print your name, address and zip code. Enter as often as you wish, but mail each entry separately to Creative Computing Sweepstakes, P.O. Box 5212, Boulder, Colorado 80322. Entries must be received no later than August 31, 1983, and the drawing will be held by September 21, 1983. All entries become the property of Creative Computing, which reserves the right to reprint the name and address of the winner.

The winner will be selected in a random drawing from among all entries received, under the supervision of the publishers of Creative Computing, whose decision will be final. Only one prize will be awarded in this Sweepstakes. Winner will be notified by mail and may be required to execute affidavit of eligibility and release. Odds of winning will depend on the number of entries received. Creative Computing will arrange delivery of prize. Taxes are the responsibility of the winner. Any manufacturer's claims and warranties will apply, but Creative Computing makes no claims or warranties with regard to any prizes. Prize is not transferable. No substitutions for prizes.

Sweepstakes open to all residents of the U.S., its territories and possessions, except employees (and their families) of Creative Computing, its affiliates, and its advertising and promotion agencies. Void wherever prohibited or restricted by law.

For the winner's name, send a stamped, self-addressed envelope to Creative Computing Sweepstakes, Circulation Department, One Park Avenue, New York, N.Y. 10016.

## OFFICIAL ENTRY FORM

Mail to: Creative Computing Sweepstakes  
P.O. Box 5212, Boulder, Colorado 80322

**YES!** Enter my name in the Creative Computing Sweepstakes and start my subscription to *Creative Computing* for the term checked:

- One year (12 issues) only \$19.97—20% off!
- Two years only \$36.97—26% off!
- Three years only \$49.97—33% off!

Savings based on full one-year subscription price of \$24.97.

**NO** I don't wish to subscribe now, but tell me if I've won the Creative Computing Sweepstakes.

Mr./Mrs./Ms. \_\_\_\_\_ (please print full name) 814468

Address \_\_\_\_\_ Apt. \_\_\_\_\_

City \_\_\_\_\_ State \_\_\_\_\_ Zip \_\_\_\_\_

Offer valid only in the U.S., its territories and possessions. Please allow 30 to 60 days for delivery of first issue if you subscribe.

# PROGRAM ANY WAVESHAPE

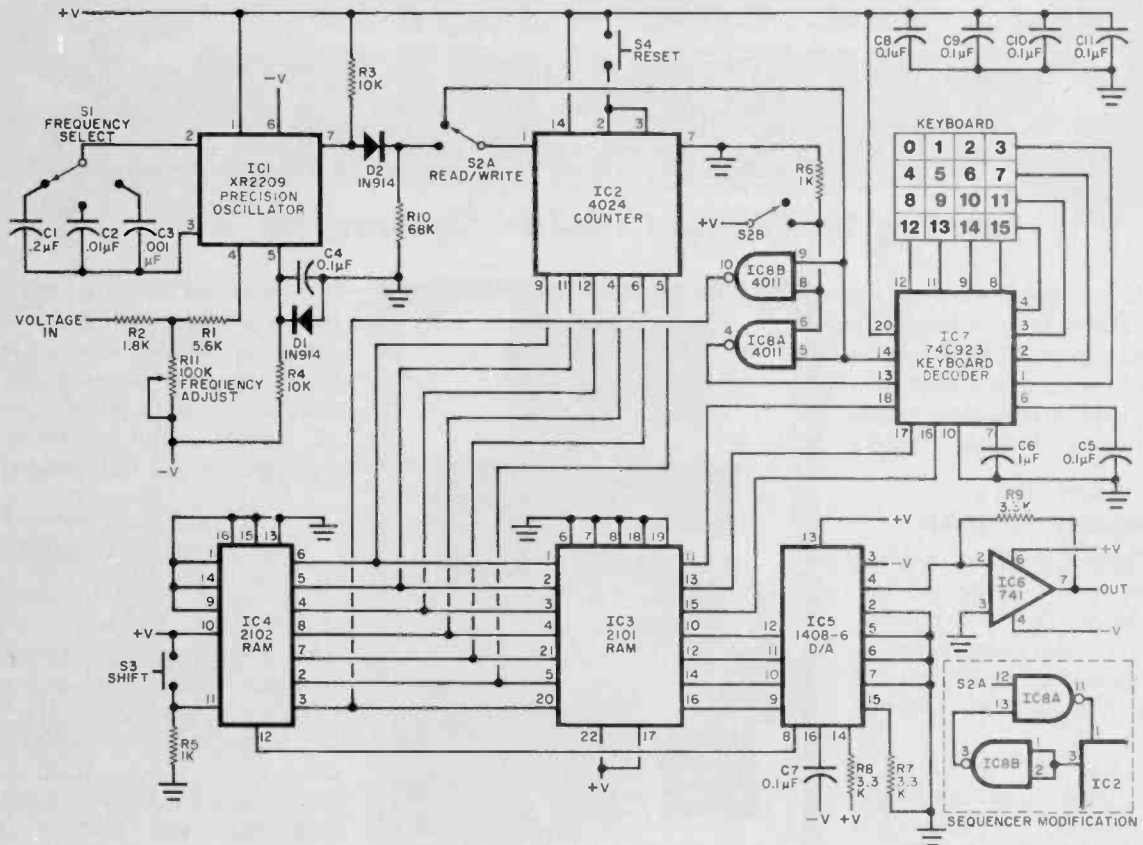


Fig. 2. The vco produces a square-wave output whose frequency is proportional to the input voltage.

## PARTS LIST

- |   |  |   |
|---|--|---|
| C1—0.2- $\mu$ F capacitor                   | IC4—2102 1024 $\times$ 1 static RAM    | R5,R6—1-kilohm resistor   |
| C2—0.01- $\mu$ F capacitor                  | IC5—1408-6 digital-to-analog converter | R7,R8,R9—3.3-kilohm resistor  |
| C3—0.001- $\mu$ F capacitor                 | IC6—741 op amp                         | R10—68-kilohm resistor  |
| C4,C5,C7 through C11—0.1- $\mu$ F capacitor | IC7—74C923 keyboard encoder            | R11—100-kilohm potentiometer  |
| C6—1- $\mu$ F capacitor                     | IC8—4011 quad 2-input NAND gate        | S1—Sp3t rotary switch   |
| D1,D2—1N914                                 | R1—5-kilohm resistor                   | S2—Spdt switch  |
| IC1—XR2209 precision oscillator (Exar)      | R2—1.8-kilohm resistor                 | S3,S4—Normally open pushbutton switch   |
| IC2—4024 7-stage binary counter             | R3,R4—10-kilohm resistor               | Misc.—16-key keypad, hookup wire, suitable enclosure, mounting hardware, etc. |
| IC3—2101 256 $\times$ 4 static RAM          |  |   |

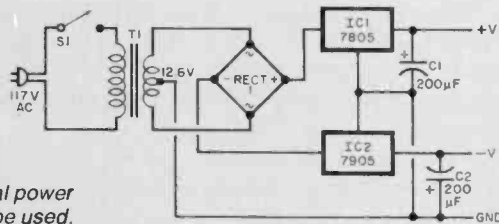


Fig. 3. A typical power supply that can be used.

## PARTS LIST

- |                                    |                               |
|------------------------------------|-------------------------------|
| C1,C2—200- $\mu$ F, 25-V capacitor | RECT1—1-A bridge rectifier    |
| IC1—7805 5-V positive regulator    | S1—Spst switch                |
| IC2—7905 5-V negative regulator    | T1—12.6-V, 500-mA transformer |

tinues to count until the seventh bit goes high, inhibiting the clock signal.

Both the programmable vco and the sequencer can be used in a number of ways. For example, the vco can be programmed for any waveform the user can imagine, making it ideal for music synthesis. The user can define the required waveform so that a vco (voltage controlled filter) is not required. This allows for re-programming the same sound without having to consider programming a vco. A number of vco's can be used to create a series of unique waveforms for *avant garde* music. On the other hand, the sequencer can be used to program any function that uses a voltage as a control.  $\diamond$

# "I built this 16-bit computer and saved money. Learned a lot, too."

Save now by building the Heathkit H-100 yourself. Save later because your computer investment won't become obsolete for many years to come.

Save by building it yourself. You can save hundreds of dollars over assembled prices when you choose the new H-100 16-Bit/8-Bit Computer Kit – money you can use to buy the peripherals and software of your choice.

## H-100 SERIES COMPUTER SPECIFICATIONS:

**USER MEMORY:**  
128K-768K bytes\*

**MICROPROCESSORS:**  
16-bit: 8088  
8-bit: 8085

**DISK STORAGE:**  
Built-in standard  
5.25" disk drive,  
320K bytes/disk

**KEYBOARD:**  
Typewriter-style,  
95 keys, 13  
function keys,  
18-key numeric pad


**GRAPHICS:**  
Always in graphics mode.  
640h/225v resolution;  
up to eight colors  
are available\*\*

**COMMUNICATIONS:**  
Two RS-232C Serial  
Interface Ports and  
one parallel port

\*128K bytes standard.  
\*\*Optional.

**DIAGNOSTICS:**  
Memory self-test  
on power-up

**AVAILABLE SOFTWARE:**  
Z-DOS (MS-DOS)  
CP/M-85 +  
Z-BASIC Language  
Microsoft BASIC  
Multiplan  
SuperCalc  
WordStar  
MailMerge  
Data Base  
Manager  
Most  
standard  
8-bit CP/M  
Software



The H-100 is easy to build – the step-by-step Heathkit manual shows you how. And every step of the way, you have our pledge – "We won't let you fail!" Help is as close as your phone, or the nearest Heathkit Electronic Center.†

And what better way to learn state-of-the-art computing techniques than to build the world's only 16-bit/8-bit computer kit? To run today's higher-speed, higher-performance 16-bit software, you need an H-100. It makes a big difference by processing more data faster.

Dual microprocessors for power and compatibility. The H-100 handles both high-performance 16-bit software and most current Heath/Zenith 8-bit software.

Want room to grow? The H-100's standard 128K byte Random Access Memory complement can be expanded to 768K bytes – compared to a 64K standard for many desktop computers.

And the industry-standard S-100 card slots support memory expansion and additional peripheral devices, increasing future upgradability of the H-100.

High-capacity disk storage, too. The H-100's 5.25" floppy disk drive can store 320K bytes on a single disk. The computer also supports an optional second 5.25" and external 8" floppy disk drives. And an optional internal Winchester disk drive will be available soon.

For more information, circle the reader service number below. Better yet, visit your Heathkit Electronic Center for a demonstration!

*The H-100 gives me the most for my computer dollar!*

**Heathkit**  
Heath  
Company

VIC 20

# 40-80 COLUMN BOARD



only \$99<sup>00</sup>



Now you can get 40 or 80 Columns on your T.V. or monitor at one time! No more running out of line space for programming and making columns. Just plug in this board and you immediately convert your VIC-20 computer to 40 or 80 columns! PLUS, you get a Word Processor, Mail Merge program, Electronic Spreadsheet (like VISICALC) and Terminal Emulator! These PLUS programs require only 8K RAM memory and comes in an attractive plastic case with instructions List \$149 Sale \$99

• **COMMODORE 64 COMPUTER — "80 COLUMN BOARD" LIST \$275 SALE \$179**

*(Less \$20 Accessory Purchase Discount)*

"15 DAY FREE TRIAL"

- We have the lowest VIC-20 prices
- We have over 500 programs
- Visa — Mastercharge — C.O.D.
- We love our customers!

## PROTECTO

### ENTERPRIZES (WE LOVE OUR CUSTOMERS)

BOX 550, BARRINGTON, ILLINOIS 60010  
Phone 312/382-5244 to order



## MAKE YOUR VIC-20

## COMPUTER TALK

when you plug in our

ONLY

\* \$79<sup>00</sup>

# VOICE SYNTHESIZER

You can program an unlimited number of words and sentences and even adjust volume and pitch. You can make:

- Adventure games that talk
- Real sound action games

This voice synthesizer is VOTRAX based and has features equivalent to other models costing over \$370.00. To make programming even easier, our unique voice editor will help you create words and sentences with easy to read, easy to use symbols. The data from the voice editor can then be easily transferred to your own programs to make customized talkies.

\* FREE — Your choice of \$19.95 4" Speaker and Cabinet or \$14.95 Voice Editor

"15 DAY FREE TRIAL"

- We have the lowest VIC-20 prices
- We have over 500 programs
- Visa — Mastercharge — C.O.D.
- We love our customers!

## PROTECTO

### ENTERPRIZES (WE LOVE OUR CUSTOMERS)

BOX 550, BARRINGTON, ILLINOIS 60010  
Phone 312/382-5244 to order

# The Soul of CP/M

## PART 3

*This series of articles is condensed from a forthcoming book, Soul of CP/M,\* by Mitchell Waite and Robert Lafore*

**UP** to this point in our series on the soul of CP/M, we've concentrated on the basic functions. With this installment, we get into the skeleton structure of this versatile and powerful operating system—Disk System calls.

**Overall Picture.** You can do some interesting things with the system calls you've learned so far, but with *disk* system calls you can do a great deal more. In fact, for most serious computer operations, you can't get by without using disk system calls. Most applications programs, not to mention operating systems and languages, are stored on disks. In short, then, understanding the CP/M disk system is indispensable if

you want to write programs that make use of the full capability of CP/M.

CP/M disk system calls are amazingly powerful. When you used the console system calls, you were dealing with single characters or character strings. With disk system calls, you can handle whole *files* at a time, without having to worry about how CP/M and your computer actually read and write to and from the disk. Also, your program will read and write files with any computer or disk system, as long as it's running under CP/M.

One of the wonderful things about CP/M is that you can write programs in 8080 assembly language, which will do almost anything you want with the disk drives—*without* having to know anything about tracks, sectors, or anything else of a technical nature. All you really have to understand are records and files.

*Files.* From a user's viewpoint the fundamental unit of information of a disk is a "file". You're already familiar with files and how they're named, such as "test1.ddt". A file is simply a lot of

\*Copyright © 1983 The Waite Group, Inc. All rights reserved. To be published in 1983 by Howard W. Sams & Co., 4300 W. 62 St., Indianapolis, IN 46206. Cat. No. 22030. Reproduced with permission of the publisher.

bytes stored on the disk and can be almost as small or as large as you want it to be. Minimum size is 256 bytes, and maximum is more than 8-million bytes!

Because CP/M can handle very large files, it must be able to break them into smaller sections to fit the computer's memory, which is much smaller than the 8-million-byte maximum and smaller than the space on a typical hard or 8" floppy disk. A typical computer has 65,536 bytes of RAM, some of which is used by CP/M itself and a high-level language like BASIC (if needed), which makes much less than the 64K maximum RAM available for file space. All told, then, there may be no more than a few thousand (or hundred) bytes left over for storing data from the disk. So, a file is broken down into smaller units called "records," only one of which is loaded into memory at any one time.

**Record.** CP/M uses a fairly small record of 128 bytes.

**Talking to BDOS.** When it's reading or writing information from and to the disk, the Basic Disk Operating System (BDOS) uses two areas of memory to communicate with the program calling it—the DMA buffer and the File Control Block (FCB), as shown in Fig. 9. Understanding the DMA and FCB and how they're used is the key to understanding CP/M disk system calls. DMA and FCB are located at 005C and 0080 in memory, just below the start of TPA at 0100. This puts it in the "zero page" portion of memory, which starts at 0000H and ends at 00FFH.

**DMA Buffer.** When you want to read (load) a file from disk into memory, you set aside a 128-byte place in memory called the "DMA buffer". (DMA stands for Direct Memory Access.) The DMA buffer is usually located at memory 80H, which is called the *DMA Address*.

Once the DMA buffer is set up, the first record of the file is read into this space. When your program has completed its task with this record, it reads the next 128-byte record, processes it, and so forth until the end of the file is reached.

**File Control Block (FCB).** For CP/M to tell your program what file to read, a way is needed to pass file names from your program to CP/M so that BDOS can take care of the tedious details of finding the record you want, reading it off the disk, and putting it in memory in the DMA buffer. This is simply a 36-byte section of memory where we can put the file name. CP/M also uses FCB to store information about where the file

is located and some other things. FCB is usually located at memory address 5C, just below the DMA address.

**Disk System Calls.** Before a program can read from or write to a file, BDOS must figure out where the file is on the disk, using the "Open File" system call.

**Open File.** When this call is executed, BDOS finds the addresses of the various parts of the file, called *allocation units*, and records them in FCB for later reference. Since we have only the one FCB at this point, only one file can be open at any one time.

Here's a short program that opens a file using this system call:

```
mvi c,f    put f in register C for
           Open File
lxi d,5c   put address of FCB into
           register DE
call 5     call BDOS
cst 7     return to DDT
```

Type this program in using DDT and save it as "test100.ddt". When you execute it with a -g100, you should hear your disk drive click and see DDT print out the usual asterisk and ending address (\*010B).

You've just told BDOS to open the file whose name is in FCB. We don't know what name is in FCB, if any, since we haven't put anything in it ourselves. Whatever is in FCB, even if it's a string of blanks or 0s, BDOS will attempt to find a file by that name. If it finds it, BDOS will open it by recording the numbers of its allocation units in FCB; if not, the drive will still click as BDOS searches the directory for the file name.

It isn't difficult to see what's in FCB. From DDT, type d5c,7f. If nothing's in FCB but 0s, your printout will be as shown in Fig. 10. The first line shows memory locations from 5C to 5F, the second line locations from 60 to 7F. A name would be in here somewhere if

there was one. In this case, there's no name.

You can always make sure a file name is placed in FCB simply by calling up DDT with the name of another program. For example, assuming you've saved test 100.ddt, you can put its name in FCB as follows. First exit DDT by typing a -g0. Get back into DDT, and at the same time load the new program into TPA at 100H and *leave the name of the program in FCB*. Type "ddt test100.ddt" after the A >. Now look at FCB (Fig. 11). There's the name of the program, starting at location 5D and ending at 64. The numerical ASCII values of the characters are shown on the left, the actual characters on the right. Since TEST100 is only seven characters long, the last space in this eight-space field is filled with a blank (20H) at location 64. File extension DDT occupies locations 65, 66, and 67. If we now run our program with a g100, it will find an existing file—namely, itself—in FCB and open it.

We can tell if the Open File system call has been successful in finding the file whose name is in FCB by making use of the "directory code," which is returned in register A following the call. To use this feature, we must add a few lines to our program to print out the number returned in register A:

```
0100 mvi c,f
0102 lxi d,5c
0105 call 5
0108 mvi c,2    set up Console Out
010A adi 30     add 30 hex to register
                A to get ASCII
010C move a,a   put result in reg E
010D call 5     call BDOS
0110 rst 7     return to DDT
```

Enter this program using the "a" option in DDT, save it as "test101.ddt" and call it back with "ddt test 101.ddt". Run it with a g100. You should read

"Jump  
to  
subroutine"





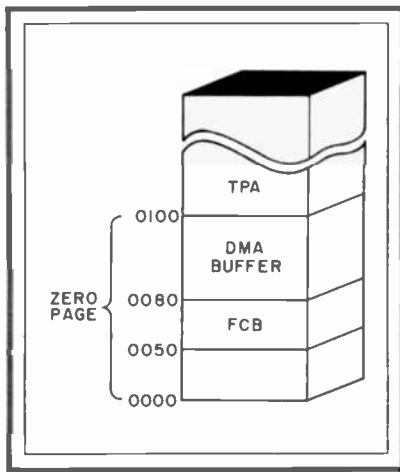


Fig. 9. BDOS uses both DMA and FCB to communicate with the program.

"3\*0110" on-screen. The numeral 3 preceding the asterisk and ending address is the number printed out by your program and what was in register A on completion of the Open File call. It might also be a 0, 1, or 2; any of these means that the file whose name was in FCB was found by the Open File call.

**Input (i) Command.** It would be more convenient to place other file names directly into FCB, without having to enter them when calling DDT. We can, using the "i" (for input) command. Suppose you have a program on-disk called TESTPROG.TXT and you're already in DDT and want to put this name in FCB. To do so, simply type "itestprog.txt".

Let's see if this really works. First, use the Fill command to put FFs in FCB to make sure there's nothing in it. Then use "i" to fill in a program name, as in Fig. 12. Notice that bytes 0 and 12 at locations 5C and 68, which are the drive number and *current extent*, are zeroed out by the "i" function. A 0 drive number stands for the default drive, which is the one we're on unless otherwise specified. The current address is 0 unless we're reading from a file more than 16,384 bytes long.

You can check to see if your Open File program can find a program on the disk. Use "i" to insert the name of your program and then run it:

```
-itestprog.txt existing program name
-g100
-3*0110      3 means it was found
.
```

If the name was successfully found, the program would print out a 0, 1, 2, or 3. If you had typed in a name that doesn't exist on the disk, the printout on line three would have been "/\*0110", with the slash indicating a failure to find the requested file name.

After opening a file, we want to read

it into memory so that it can be examined, printed out, and sent to the desired destination by your program. We also want to be able to do this from DDT, because the "i" makes it easy to set up FCB for a particular record. Unfortunately, there's a small problem with using DDT at the same time DMA is used in its normal location, from 80 to FF, because DDT uses this area for its stack. The two areas can't occupy the same place at the same time.

An easy solution to this dilemma is to read only very short records into DMA. Since DDT's stack grows downward from FF and records are read into DMA's buffer at 80, moving upward toward FF, use of short records can avoid conflict.

Create a very short record by calling up a word-processing program and typing in some characters. Don't type more than an 80-character line. End your line with a RETURN and save it as "short.txt". This is a one-record file, which will show up in the directory as a 2K file but will actually occupy a single 128-byte record space.

**Read Sequential Record.** This system call looks a bit like Open File, except that it reads a *record* instead of a whole file. With it, you can start off reading the first 128-byte record in a file and proceed through each sequential record until the end-of-file is reached. The call

knows when an end-of-file is reached in either of two ways. It can find an "end-of-file" mark in the file (possible only with text files), which is a 1A.

The second and more important way is for Read Sequential Record to keep track of how many records it has read so that it knows if it has read the last record. Since CP/M keeps track of how many records are in a file and stores this information in FCB when the file is opened, this is fairly simple to do. The total number of records in a file is stored in byte 15 decimal of FCB, and the number of the next record to be read is stored in byte 32. By comparing these two numbers, Read Sequential Record knows when it has read the entire file.

If Read Sequential Record finds an end of file, it sets register A to a non-0 value on its return. Otherwise, register A is set to 0, for a successful read.

**Reading a Record.** Here's a routine to read into DMA the record we created above:

```
-a100
0100 mvi c,f   open file
0102 lxi d,5c  set FCB address
0105 call 5    call BDOS
0108 mvi c,14  read record
010A lxi d,5c  set FCB address
010D call 5    call BDOS
0110 rst 7    return to DDT
-save test 102.ddt
```

```
-d5c,7f
005C 00 00 00 00 00 .....
0060 00 00 00 00 00 00 00 00 00 00 00 00 00 00 00 .....
0070 00 00 00 00 00 00 00 00 00 00 00 00 00 00 00 .....
```

Fig. 10. Printout of FCB when there's nothing in it.

```
-d5c,7f
005C 00 54 45 53 .TES
0060 54 31 30 30 20 44 44 54 00 00 00 00 00 00 00 T100 DDT .....
0070 00 00 00 00 00 00 00 00 00 00 00 00 00 00 00 .....
```

Fig. 11. Program in FCB that was saved under test 100.

```
-f5c,7f,ff
-d5c,7f
005C FF FF FF FF .....
0060 FF FF FF FF FF FF FF FF FF FF FF FF FF FF FF FF .....
0060 FF FF FF FF FF FF FF FF FF FF FF FF FF FF FF FF .....

-itestprog.txt

-d5c,7f
005C 00 54 45 53 .TES
0060 54 50 52 4F 47 54 58 54 00 FF FF FF FF FF FF FF TPROG .....
0070 FF FF FF FF FF FF FF FF FF FF FF FF FF FF FF FF .....
```

Fig. 12. Using the input command to place file names in FCB.

Before running this program, you must be sure that (1) your file SHORT.TXT file is on-disk and (2) that you've put the name of this file into FCB by typing "ishort.txt" from DDT. Run the program with a -g100. The disk drive should click. Type a "d" to look at the DMA buffer, which should display what is shown in Fig. 13 when the buffer's contents are dumped.

The record ends on line 00C0 with the codes for carriage return and linefeed (0D and 0A). Anything after this can be whatever happened to be contained in the buffer before the record was read in, although you could guarantee 0s as shown by using "f" to fill the buffer before executing the program. Note that, following a string of 00s, some hex numbers appear on line 0F00; these numbers are inserted by the DDT stack process.

Up to this point, we're safe only if we are dealing with very short records. What we need now is a way to avoid the conflict that results when the DMA buffer and the DDT stack try to share the same space. CP/M offers a solution with the Set DMA Address system call.

*Set DMA.* This system call is easy enough to use:

```
mvi c,1a set up for Set DMA Address
lxi d,400 move DMA address to 400
call 5 call BDOS
```

We choose 400 hex as the new DMA address simply because it's high enough

in memory so that it won't interfere with our program at 100 hex. We could put DMA anywhere we want as long as it doesn't interfere with our program or the CP/M operating system (or DDT if we're using it).

Let's incorporate these program lines into our read record program:

```
0100 mvi c,f open file
0102 lxi d,5c
0105 call 5
0108 mvi c,1a set DMA address to 400

010A lxi d,400
010D call 5
0110 mvi c,14 read record
0112 lxi d,5c
0115 call 5
0118 rst 7 return to DDT
-save test 103.ddt
```

Use this program to read in the first record of any file you want, no matter how long it is, as follows:

- 1) Load the program with DDT with "test103.ddt" after the A >.
- 2) Put the file name of the program you want to look at in FCB with "-iprogramname.ext." (fill in the name of the file you want).
- 3) Run the program with a -g100.
- 4) Check DMA buffer with a -d400 to see that what was in the record was read in correctly.

If you wish to read a more-than-one-record file, simply repeat steps 3 and 4. Each time you execute the program, a new record will be read into the DMA

buffer, where you can look at it with a -d command. Any record can be examined this way, whether it contains text, hex values, or whatever.

Two things are missing from our program—the checks to see if the file we're opening exists and if the record we've read is valid or an end-of-file. Modify the program so that it prints out the directory codes in register A, first when it returns from opening the file and then when it returns from reading the record:

```
-a100
0100 mvi c,f open file
0102 lxi d,5c
0105 call 5
0108 mvi c,2 print resulting directory code

010A adi 30
010C mov e,a
010D call 5
0110 mvi c,1a set DMA to 400

0112 lxi d,400
0115 call 5
0118 mvi c,14 read record
011A lxi d,5c
011D call 5
0120 mvi c,2 print resulting directory code

0122 adi 30
0124 mov e,a
0125 call 5
0128 rst 7 return to DDT
-save test104.ddt
```

With this program, we can tell if the file we're trying to read exists and if we've read a valid record or an end-of-file. Let's try this program on "short.txt" we created before. Load it with DDT and then set up FCB with the "i" instruction and run the program:

```
-ishort.txt
-g100
30*012B
```

The 30 on the last line is interpreted as follows: 3 (or 0 or 1 or 2) informs us the file was found; 0 tells us the record was correctly read. Now we can dump the contents of DMA to see that the record is really there (Fig. 14). If we attempt to read the next record of this file, we find that a directory code of 1 (in the 31 on the bottom line) is returned, indicating an end-of-file:

```
-g100
31*012B
```

Continuing to attempt to read records from the file will yield the same result.

Try this program on some existing and nonexistent files. Check the contents of DMA with the "d" command before and after reading a nonexistent file. They don't change because there's nothing in the file. Read a file with a

```
-d80,ff
0080 4E 6F 77 20 69 73 20 74 68 65 20 74 69 6D 65 20 Now is the time
0090 66 6F 72 20 61 6C 6C 20 67 6F 6F 64 20 6D 65 6E for all good men
00A0 20 74 6F 20 63 6F 6D 65 20 74 6F 20 74 68 65 20 to come to the a
00B0 61 69 64 20 6F 66 20 74 68 65 69 72 20 63 6F 75 id of their coun
00C0 6E 74 72 79 2E 0D 0A 00 00 00 00 00 00 00 00 00 00 try.....
00D0 00 00 00 00 00 00 00 00 00 00 00 00 00 00 00 00 .....
00E0 00 00 00 00 00 00 00 00 00 00 00 00 00 00 00 .....
00F0 00 00 00 00 00 00 00 00 C1 D6 9B D4 42 D4 44 00 .....
```

Fig. 13. Contents of the DMA buffer.

```
-d400,47f
0400 4E 6F 77 20 69 73 20 74 68 65 20 74 69 6D 65 20 Now is the time
0410 66 6F 72 20 61 6C 6C 20 67 6F 6F 64 20 6D 65 6E for all good men
0420 20 74 6F 20 63 6F 6D 65 20 74 6F 20 74 68 65 20 to come to the a
0430 61 69 64 20 6F 66 20 74 68 65 69 72 20 63 6F 75 id of their coun
0440 6E 74 72 79 2E 0D 0A 00 00 00 00 00 00 00 00 00 00 try.....
0450 00 00 00 00 00 00 00 00 00 00 00 00 00 00 00 00 .....
0460 00 00 00 00 00 00 00 00 00 00 00 00 00 00 00 00 .....
```

Fig. 14. Another dump of the DMA buffer.

```
-d80,ff
0080 41 42 43 44 45 0A 0D 1A 51 01 CD8C 00 C3 51 01 ABCDE... Q..... Q.
```

Fig. 15. The DMA buffer shows the first record of a file.



# The ELECTRONICS BOOK CLUB

18 years experience

Hundreds of time- and money-saving ideas for hobbyists, experimenters and technicians!



## Select 6 fact-filled volumes for only \$2.95 (total value up to \$115.70)



1536 List \$13.95



1406 List \$17.95



1467 List \$16.95



1000 List \$13.95



1211 List \$14.95



1468 List \$18.95



1277 List \$19.95



1497 List \$15.95



1451 List \$18.95




1199 List \$18.95



1062 List \$14.95



1474 List \$15.95



1346 List \$19.95



1465 List \$15.95



1332 List \$16.95



1436 List \$16.95



1473 List \$18.95



1505 List \$18.95



1296 List \$18.95



1113 List \$11.95



1276 List \$15.95



1486 List \$17.95



1160 List \$13.95



1435 List \$15.95

### 7 very good reasons to try Electronics Book Club Blue Ridge Summit, PA 17214

- **Reduced Member Prices.** Save 20% to 75% on books sure to increase your know-how
- **Satisfaction Guaranteed.** All books returnable within 10 days without obligation
- **Club News Bulletins.** All about current selections—mains, alternates, extras—plus bonus offers. Comes 13 times a year with dozens of up-to-the-minute titles you can pick from
- **"Automatic Order."** Do nothing, and the Main selection will be shipped automatically! But... if you want an Alternate Selection—or no books at all—we'll follow the instructions you give on the reply form provided with every News Bulletin
- **Continuing Benefits.** Get a Dividend Certificate with every book purchased after fulfilling membership obligation, and qualify for discounts on many other volumes
- **Bonus Specials.** Take advantage of sales, events, and added-value promotions
- **Exceptional Quality.** All books are first-rate publisher's editions, filled with useful, up-to-the-minute information



### ELECTRONICS BOOK CLUB Blue Ridge Summit, PA 17214

Please accept my membership in Electronics Book Club and send the 6 volumes circled below, billing me \$2.95 plus shipping and handling charges. If not satisfied, I may return the books within ten days without obligation and have my membership cancelled. I agree to purchase 4 or more books at reduced Club prices (plus shipping/handling) during the next 12 months, and may resign any time thereafter.

- |      |      |      |      |      |      |
|------|------|------|------|------|------|
| 1000 | 1062 | 1113 | 1160 | 1199 | 1211 |
| 1276 | 1277 | 1296 | 1332 | 1346 | 1406 |
| 1435 | 1436 | 1451 | 1465 | 1467 | 1468 |
| 1473 | 1474 | 1486 | 1497 | 1505 | 1536 |

Name \_\_\_\_\_ Phone \_\_\_\_\_

Address \_\_\_\_\_

City \_\_\_\_\_

State \_\_\_\_\_ Zip \_\_\_\_\_

Valid for new members only. (Orders outside U.S. or Canada must be prepaid in International Money Orders in U.S. dollars. Canada must remit in U.S. dollars.) This order subject to acceptance by Electronics Book Club. PE-783

fairly small number of records and observe how DMA changes for each succeeding record. Observe the directory code change from a 0 to a non-0 value when the last record is reached.

Using this program with the DDT dump function, you can explore how a variety of files are stored on the disk. You can see what the contents of your files really are, rather than what your applications programs tell you they are.

**Writing to Disk:** The next area we'll cover is that of random records, where "random" means that it's possible to read from and write to *any* file without starting at the beginning and reading all records until you get to the one you want.

To read a record from a file, you must first use the Open File system call to tell BDOS from what file you want to read (the file name passed in FCB) and figure out where the various records of the file are so they can be easily accessed by subsequent Read system calls. BDOS then writes the locations of the records in FCB in the area called "allocation units."

When we want to *write* a new file, the procedure is somewhat different. Since the file doesn't yet exist, it can't be opened but must be "made." To do this, we use the Make File system call.

**Make File** system call records the new file name in the disk directory so that BDOS knows what to do with subsequent Write Record system calls. Using Make File assumes that the file whose name is being made doesn't already exist. If a name does exist, CP/M won't allow you to make another file with the same name.

Make File is similar in format to Open File. The returned directory code is different in that a value of FF, meaning "unsuccessful," is returned only if the directory is full—a rare occurrence. Otherwise, a 0, 1, 2, or 3 will be returned as in Open File.

**Write Sequential Record.** Before the Write Sequential Record system call can be used, several conditions must be met:

- 1) The name of the file to be written must be in FCB.
- 2) The file must have been initialized with a Make File call. (It's also possible to use the Write Sequential call with an *existing* file that has been initialized with an Open File call.)
- 3) The record to be written must be in the 128 (hex) byte DMA buffer. If the DMA buffer isn't in the usual (default) position at 80 hex, a set DMA system call must be issued to put it in the appro-

priate place in the system.

The format of the Write Sequential system call is similar to the Read Sequential Record call. The directory code returned in register A is different in that a non-0 value indicates the disk is full.

Like the Read Sequential system call, Write Sequential writes to the first record of the file the first time it's called, writes to the second record the second time it's called, and so on.

**CR Byte** is number 32 in FCB and is located at memory location 7C in Fig. 9 (if FCB is in its usual place). The purpose of this byte is to keep track of what record is currently being written from (or read to) by a sequential write (or read) operation. When you execute a call to the Sequential Write system call, the record in the DMA buffer will be written to the record number in this cr byte. After either a write or a read operation, the number in cr is incremented so that the next record will be written to the next record in order.

This byte is typically set to 0 by the user at the same time the file is opened (made) so that the first record will be written into record 0, the second into record 1, and so on. You might be wondering what happens if a file has more than 256 records, since this is all that can be described in a single byte. When the cr byte overflows (goes from 127 to 128 decimal or from 7F to 80 hex) a new "extent" is automatically opened. The reason why overflow doesn't occur at 255 instead of 127 records has to do with allocation units, sectors, and the way records are stored on the disk.

**Extents.** An extent is 128 records. Extents are necessary because of the way CP/M keeps track of where the various records of a file are stored on the disk. The cr byte in FCB is incremented each

time a record is read or written sequentially, until the value in cr reaches 127 decimal, at which point a new extent is opened. This means that the value in cr is reset to 0 and another byte in FCB is incremented—the "ex" or "current extent" byte, which is number 12 and is located at address 68 hex. This byte, too, is normally set to 0 when a file is first made or opened for sequential operations.

After you've opened, or made, a file and started writing to it with Write Sequential calls, BDOS takes care of figuring out where on the disk each record is to be written. This "map" of the disk showing where the various records of a file are stored is kept in memory as long as the file is currently being written to (open). If you don't close a file before powering-down your computer, this mapping information will be irretrievably lost. To make sure this doesn't occur, use the Close File system call.

**Close File.** When Close File is executed, CP/M takes the mapping information, temporarily stored in memory, and writes it onto the disk in a region called the "disk directory." When you next try to read this file, BDOS looks for the file name in the disk directory and writes the information it finds there back into memory, which is accomplished with the Open File call.

**Sequential Record Program.** We're now ready to put together the three system calls just described into a program to write something to the disk:

```
-a100
0100 mvi    c,1a  set DMA address
                   to 400
0102 lxi    d,400
0105 call   5
0108 mvi    c,16  make file
```



"Jump on zero"

```

010A lxi    d,5c
010D call  5
0110 mvi   c,15  write file
0112 lxi   d,5c
0115 call  5
0118 mvi   c,10  close file
011A lxi   d,5c
011D call  5
0120 rst 7      return to DDT
-save test105.ddt

```

Before we can execute this program from DDT, there are a number of things that must be done. First, make sure there's no file on your disk with the name "newfile.txt." Next, insert the file we're going to be creating into FCB, using the "i" operation. Third, we must put something in the DMA buffer so that we can write it onto the disk, using the "s" operation.

Call test105.ddt after the A > prompt. Then type in the following:

```

-inewfile.txt      put file name in FCB

-s400
0400 08 41        ASCII values for: A
0401 DC 42        B
0402 D3 43        C
0403 01 44        D
0404 67 45        E
0405 3A 0A        linefeed
0406 00 0D        carriage return
0407 53 1A        end-of-file mark
0408 9F

```

In this listing, the second column is whatever was already in the buffer; the third column is the numbers you type in. We end our message with a carriage return and a linefeed so that when we print out the record it won't be overprinted by the next line. Most importantly, the last character of our record is an end-of-file mark (1A hex) to tell BDOS that the record is finished when we go to read it back.

Run the program and then exit to CP/M to see if the file is in the directory:

```

-g100
*0120
-g0
A > dir newfile.txt
A: NEWFILE.TXT

```

So far, so good. Now, let's see what's really in the record, using CP/M's TYPE function:

```

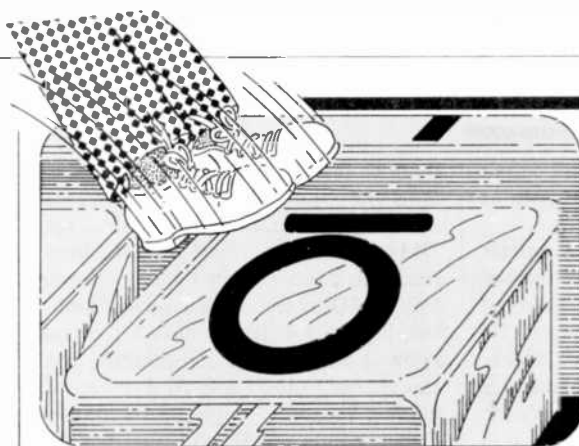
A > type newfile.txt

ABCDE
A >

```

There it is! This is the first file you've written to the disk with your own program.

There's another way to examine the



"Jump on not zero"

contents of newfile.txt to see if it's really there. Call up DDT along with newfile.txt by typing "newfile.txt" after the A > prompt. When DDT is loaded, dump the DMA buffer, which is where the first record of a file is loaded, when the file is called with DDT (see Fig. 15).

**Random Records.** If you want to read or write a file sequentially from beginning to end, you use the Read Sequential and Write Sequential system calls. These calls can also be used if you want to read or modify a record in the middle of a file, although the procedure would be cumbersome because of the way record numbers are specified in FCB. The special byte in FCB that indicates what record is currently being written is used for this operation.

When 127 decimal records have been written, the byte in FCB overflows and is reset to 0 and another byte (the current extent byte) is automatically incremented. Because of the need for two separate bytes to specify what record you want, disk access to a particular record is somewhat more awkward than it might be. For instance, if you had a program that wanted to read the 300th record in a file, it would have to first figure out what extent this record is on by dividing 300 decimal by 128 decimal, which results in 2 with a remainder of 44. Your program would have to set the extent byte to 2 and the current record byte to 44 (2C hex). This isn't impossible, but it does complicate things. So, starting with release 2.0 of CP/M, Digital Research has provided a set of system calls that use a single 16-bit value to specify the record number.

Bytes 33, 34, and 35 at locations 7D,

7E, and 7F constitute the "random record number" and are called r0, r1, and r2, respectively. The last byte, r2, isn't used in CP/M but is used in MP/M. In CP/M, it must always be set to zero to avoid generation of error messages. Bytes r0 and r1 constitute the 16-bit record value (see Fig. 16), r0 representing the least-significant and r1 the most-significant byte.

Using random reads and writes requires one more step than for sequential reads and writes. The program must place the 16-bit number of the record to be accessed into r0 and r1 before the read or write takes place.

**Random Read.** When BDOS executes the Read Random system call, it first looks at the record number in r0 and r1 to determine what record the program wants to read. It then figures out what extent the record is in and the record number in the extent and sets these bytes in FCB. Then it reads the record just as with the Sequential Read Call.

An important difference between a random and sequential system call is that the former does *not* automatically advance the record number each time it's called. So, if you do a Random Read, followed by another Random Read, you'll be reading the same record twice unless your program has incremented the random record number in r0 and r1 before the second read.

Since Random Read automatically sets the current-extent and current-record bytes in FCB, you could then do a Sequential Read to read the same record again, followed by subsequent records, if you wished. This gives you the capability to plunge into the middle

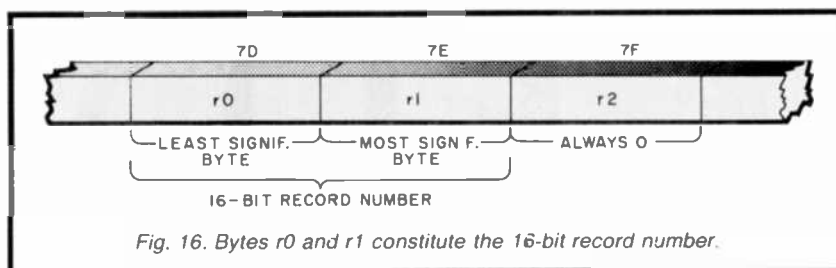


Fig. 16. Bytes r0 and r1 constitute the 16-bit record number.

of a record with random access and then read a number of records, starting at that point, with sequential access.

The Return Code returned in register A following this call can have a number of non-0 values, depending on the type of error encountered. These include: 01 attempt to read unwritten data block; 04 attempt to read unopened extent; and 06 attempt to read past end of disk (r2 not set to 0).

Here's a short DDT program for reading a random record:

```
-a100
0100 mvi c,1a set DMA to 400
0102 lxi d,400
0105 call 5
0108 mvi c,f open file
010A lxi d,5c
010D call 5
0110 mvi c,21 read random
0112 lxi d,5c
0115 call 5
0118 mvi c,2 print error code
011A adi 30
011C mov e,a
011D call 5
0120 rst 7 return to DDT
-save test106.ddt.
```

Bring this program back into memory with DDT. Use "i" to set the file name of a file you know has a number of test records in it. Then use "s" to set a record number in r0 and r1 that you know is in the file. In other words, don't make the record number so large that it doesn't exist—if sample.txt is 12 records long, put in a smaller number:

A > ddt test106.ddt

```
-is ample.txt a file you know has
more than three
records

-s7d
007D 00 03 least significant two
digits.
007E 00 00 most significant two
digits
007F 00 00 always 0
0080 00
```

Column two contains whatever was

there to start, while column three contains the numbers you enter. Execute the program and then examine the DMA with a d400 to see what has been read into memory. Now change the r0 byte in 7D to some other record number, like 2 or 4. If you have a file you know is longer than 256 records, you can change both r1 and r0. For record number 350, for example, you'd convert to hex number 015E and then put 5E into r0 and 01 into r1 at locations 7D and 7E, respectively.

Read a number of records by changing the record number and observe what happens. Ordinarily, the return code printed out by the program will be 0, but if you attempt to read a nonexistent record, you'll get one of the codes referred to above.

**Write Random.** This call is similar to Read Random except, of course, that the record to be written must already be in the DMA buffer. Error codes are the same, too, except that there is the additional 05 that indicates that a record cannot be written due to directory overflow.

As with Random Read, the current record and current extent bytes are changed to correspond to the random record number given, but none of these numbers is incremented.

**Writing to a New File.** Here's a short DDT program that demonstrates how the Write Random call can be used. Because this program assumes that you want to create a new record, it uses the Make File system call. Note that it's necessary to close the file after writing to it.

```
-a100
0100 mvi c,1a set DMA to 400.
0102 lxi d,400
0105 call 5
0108 mvi c,16 make file
010A lxi d,5c
010D call 5
0110 mvi c,22 write random
0112 lxi d,5c
```

```
0115 call 5
0118 mvi c,2
print return code
011A adi 30
011C move,a
011D call 5
0120 mvi c,10
close file
0122 lxi d,5c
0125 call 5
0128 rst 7
return to DDT
-save test107.ddt.
```

Load this program in with DDT and use "s" to fill the DMA buffer from 400 to 47F with whatever ASCII characters you want. Since we're starting a new file, we assume we're going to write to the first record, whose number is 0000. So, use "s" again to fill in 0 values in r0, r1, and r2. Then use "i" to set the name of the new text file (you can call it newfile2.txt) into FCB, and then run the program. Exit from DDT and check the directory to see if the new file is there. Print it out using TYPE; it should be the same as whatever you put in the buffer.

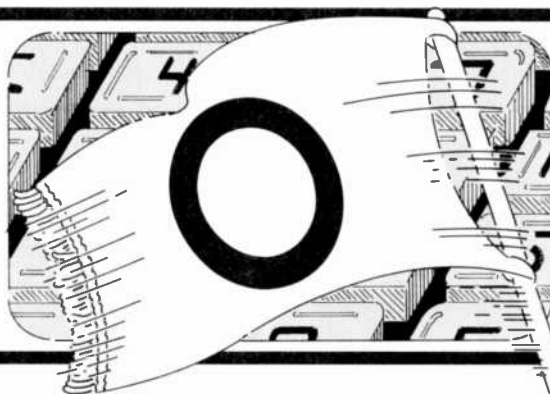
**Writing to an Existing Record.** If you want to write to an existing record, you must use the Open File system call, instead of Make File, just as you did with sequential writes. Here's how to modify the program to do this:

```
-a100
0100 mvi c,1a set DMA to 400.
0102 lxi d,400
0105 call 5
0108 mvi c,0f open file.
010A lxi d,5c
010D call 5
0110 mvi c,22 write random
0112 lxi d,5c
0115 call 5
0118 mvi c,2 print return code
011A adi 30
011C move,a
011D call 5
0120 mvi c,10 close file
0122 lxi d,5c
0125 call 5
0128 rst 7 return DDT
-sav test108.ddt.
```

Reload this program using DDT and try it out, using the same steps as in writing a New File. As with the Read Random call, you must be sure that the record number you put in r0 and r1 actually exists.

**In Conclusion.** In this part, we've introduced CP/M's disk calls, limiting our discussion to only the basic calls and operation from the DDT utility. In the concluding part of this series, we'll discuss CP/M's Basic Input/Output System (BIOS), which constitutes the innermost Soul of CP/M. ◇

"Zero flag"



No wonder they call it the SUPERFONE!

# At Last—a Cordless Phone with TWICE the Range, Sound Fidelity to Rival Phones with Cords, and a Privacy Code System—All This in a Phone Less Than an Inch Thick!

*The Super Fone is less than 1" thick. The base unit has a built-in speaker phone, a fully independent intercom and is 110 volt-220 volt switchable.*



Until now, cordless phones have given you wonderful convenience. But they've had two problems:

1. The range is limited to 600 to 700 feet.
2. Some of them sound as though you're talking inside a barrel.

As cordless phones have become enormously popular, another problem has arisen: two people, living near each other, can have the same channel. Not only is there line confusion, but someone else can literally make a long distance call on your phone.

No more. Never again.

## Range: 1500 Feet OR MORE!

The SuperFone 650 uses state-of-the-art electronics to bring you the ultimate cordless phone. Sound quality is superb — and it stays superb, 1500 feet or more from the base station. That's more than twice the distance of standard cordless phones.

Only SuperFone 650 has a secret code system to prevent interference and false operation of the phone. You choose from 512 possible "code" combinations. Both the base unit and the phone are locked onto that code, which you can change when you want to.

No other phone can interfere. No other unit can share the signal. No one else can hear or speak on your carrier-wave.

## Enormous Range

We say the SuperFone 650 has a range of 1500 feet.

Notice we didn't say "up to" or "as far as" 1500 feet. There's no hedging, because this seems to be the minimum, not the maximum range.

Users report 1800 and 2000 feet. That's nearly half a mile. SuperFone 650 is a radiophone, not a toy, and that's why its signal doesn't break up or start hissing or crackling when you get half a block away.

You can tell when you heft it. It's a Little Giant. You can feel the power inside. What a marvel of electronic engineering it is! And it's tough, too. It fits into your shirt pocket, and you can bounce it around all day without damaging it.

## Speakerphone, Intercom — Everything!

SuperFone 650 is The Everything Phone. Anything any phone can do, it can do.

First, the base station is a speaker phone. Touch a button and you can have a hands-free conference conversation in the room in which the base station sits.

Next, it's an intercom. You can page the handset from the base unit and have a private conversation. You have a true wireless intercom, not just a signal.

Third, you have a privacy button. Push that button and you'll still be able to hear anything the other party says, but he or she won't be able to hear you until you take the button off "hold."

Fourth, you have an automatic redial. Touch the key and the SuperFone will redial the last complete number.

What else? A security switch which makes it impossible for anyone to call out on the remote phone, without changing the ability to receive calls. A volume control for the speaker on the base unit. A call button to page the base from the cordless phone. THIS PHONE HAS EVERYTHING!

## 30-Second Installation

Plug your SuperFone 650 into any wall AC outlet. Push its standard modular terminal into the telephone plug. You're in business.

Every component is heavy-duty, from the built-in condenser microphone (with automatic gain control) to the LED indicator lights. This phone is designed for hard use.

The SuperFone 650 is yours for \$249.95. If you want the SuperAntenna with it, giving you a range of a mile — or even more — you can have both for \$319.95. (Or you can get the SuperAntenna alone for \$79.95.)

## We Absolutely Guarantee!

Use the SuperFone 650 (or any electronic instrument you acquire from us) for up to 30 days. If for any reason you decide not to keep it, return it for a 100% refund.

The SuperFone 650 — \$249.95

The SuperAntenna — \$79.95

BOTH Phone and Antenna — \$319.95

Adapter for Multi-Line phone — \$39.95

Add \$4.50 per total order for shipping.

CIRCLE NO. 17 ON FREE INFORMATION CARD

## New! MULTILINE ADAPTER FOR BUSINESS PHONES

If you have several lines, you can plug them into your SuperFone with this single adapter.

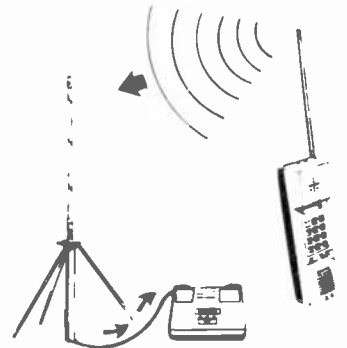
The adapter costs \$39.95. Nothing else is required to attach multi-line phones to one SuperFone 650

## TRIPLE THE RANGE OF ANY CORDLESS PHONE!

The SuperAntenna will give your cordless phone, regardless of make or model, three times the range it has now.

If the range is 700 feet, it'll leap to over 2,000. If it's 1500 feet, it could be as far as one mile!

Easy to install. Only \$79.95 complete. Add \$4.50 for shipping.



For instant service, if you have a VISA or MasterCard, call toll-free 24 hours a day, seven days a week:

**1-800-824-7888**

Ask for Operator 551.  
(in California 1-800-852-7777)

The SuperFone 650, SuperAntenna, and Multi-Line Adapter are more electronic marvels from


# NEW HORIZONS

Dept. CE7 1 Penn Plaza, Suite 100  
New York, NY 10119

# 16-BIT MICROCOMPUTER TECHNOLOGY

Part 5: The Dynamic RAM and Asynchronous Communications Port

By George Meyerle



**THE** fifth part of our series on the construction of an 8088-based micro-computer compatible with the IBM-PC wraps up our discussion of the major circuit elements of the system.

#### 64/256K Dynamic RAM Section.

The use of dynamic RAM in open bus systems has caused many problems in the past. The IBM approach, however, uses the system board to control refresh via the DMA controller plus the addition of a 9th bit for parity-error testing. Hopefully, this puts to rest the objections of even the most critical skeptics. The only negative point is that, due to refresh requirements, the system is slowed down by about 7%.

To better understand the concept of dynamic RAM, let's examine the principal elements of a RAM chip (Fig. 24). The 64 RAM chips used in this design are organized as 64K by 1 data bits. The memory cells actually consist of 65,436

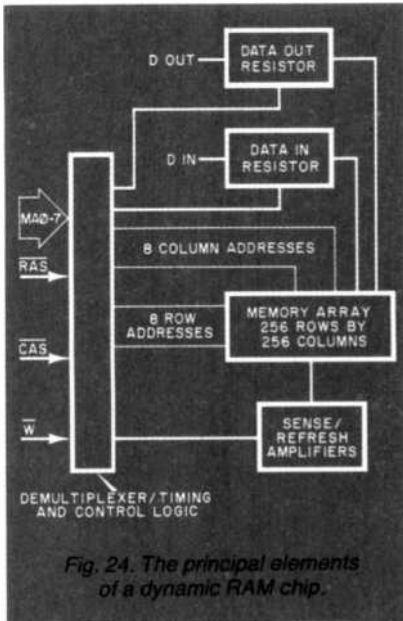
tiny capacitors (arranged in a 256-row by 256-column matrix), with one capacitor for each memory location. When a capacitor is charged up, the cell is considered to be storing a "one", when a capacitor is discharged, the cell is storing a "zero." Since the capacitor is not perfect, it will eventually lose its charge, thus changing the value of the stored data. This is of course, unacceptable and is prevented by *refreshing*, which is simply a system of recharging or discharging the capacitors periodically before the data values change.

The RAM chips, using sense/refresh amps, automatically refresh an entire column of addresses during a row address read. Each row is read every 2 ms by the DMA controller, which performs a dummy read every 15  $\mu$ s on a different (1 of 256) row address. Note that 16 address lines are necessary to address 64K bits and that the RAM chip has only eight address inputs, labeled MA0

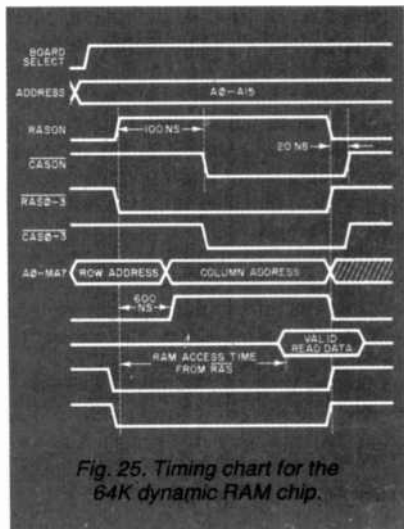
through MA7. This means that the memory board must multiplex the 16-bit address bus into two 8-bit slices and generate address strobe signals RAS and CAS (row and column address strobes), which are used to latch first the row address and then the column address into the RAM chips.

Referring to Figs. 25 and 26, you'll note that  $\overline{\text{RASON}}$  and  $\overline{\text{CAS0N}}$  are generated during all memory read or write cycles.  $\overline{\text{CAS0N}}$  is delayed by 100 ns relative to  $\overline{\text{RASON}}$  and continues 20 ns after  $\overline{\text{RASON}}$ . The 60-ns ROW/COLUMN delay output controls the address multiplexer logic, which presents the RAM chip with first the row addresses and then the column addresses. These addresses are then latched into the RAM chip logic by the  $\overline{\text{RAS0}}$  through  $\overline{\text{RAS3}}$  and  $\overline{\text{CAS0}}$  through  $\overline{\text{CAS3}}$ . The CAS signals, which are not required during refresh (to save power), also act as a chip select, enabling the read and write functions.





Refreshing occurs even if the board is not addressed because  $\overline{DACK0}$ , which is generated by the DMA controller, generates the  $\overline{RFSH}$  signal, which acts as the  $\overline{RAS}$  signal during refresh.  $\overline{RAS0}$  through  $\overline{RAS3}$  and  $\overline{CAS0}$  through  $\overline{CAS3}$ , are only generated when the board and corresponding memory bank (0 through 3) are selected. When writing to RAM a parity bit is generated by the 74LS280 (9-bit parity generator/checker), which is written to RAM as a ninth data bit. When the data is read, the parity bit is checked by the 74LS280, which forces the entire system to stop if a parity error has occurred. The RAM chips are read during the rising edge of  $\overline{RAS0}$  through  $\overline{RAS3}$  at which time the data must be valid. RAM chips that are slower than 250 ns cannot be used. The actual write timing occurs sometime after  $\overline{CAS}$  and is de-



termined by the RAM chips. All that is required is that the data bus be stable during the write cycle.

**8250-B Asynchronous Communications Port.** The final major circuit block that we'll discuss is the 8250-B asynchronous communications port. This serial I/O port, which is the major link between the computer and the outside world, is part of this kit project, though an option with an IBM-PC. (It's essential if a modem, serial printer, or terminal emulation software is to be used.) The Explorer 88 also has a BIOS program that can be used with either a standard video terminal or an IBM-compatible keyboard and either a color or monochrome video board.

The 8250-B performs serial-to-parallel conversions on data received from peripheral devices and parallel-to-serial conversions on data received from the CPU. The functional characteristics such as the baud rate selection, parity generation, error detection, are programmed into the port by the initialization program executed during power-up or system reset.

The monitor program used in the Explorer 88 programs the 8250 to be a standard terminal interface with the baud rate determined by the switch settings on *S1* (see Part 1; Fig. 5). If an IBM compatible keyboard is used, the 8250-B is not initialized until activated by a user program. It is important to realize that the functional characteristics of the 8250-B, being under software control, can be changed at any time by the user. The 8250-B is connected to the system as an I/O port at addresses 3F8-3FF. These are the addresses reserved by IBM for the first of two serial communications ports. If you wish to change the port address, it is suggested that you use 1F8-1FF. (Simply invert address line A9 going to the 74LS30 port decoder shown in Part 3, Fig. 16, and add the necessary initializing software.)

To get an idea of just how powerful this chip is, here is a look at some of its features:

- Adds or deletes start, stop, and parity bits to or from a serial data stream
- Independently controlled transmit, receive, line status, and data set interrupts
- Programmable baud-rate generator with 18 steps from 50 to 56000 baud (only supported to 9600 baud by IBM)
- Includes all modem control functions
- Fully programmable serial interface characteristics with 5-, 6-, 7-, or 8-bit characters; even-, odd-, or no-parity bit

★ FOR ORDERS ONLY! TOLL FREE (800)221-0828 ★

# FOCUS

The Largest Authorized Dealer in Brooklyn

Our 18th year in Electronics! Our Policy: lowest prices, prompt service, satisfaction guaranteed

## Computers Peripherals & Software

### Apple

Apple II 64k, Apple II Disc Drive, disk controller, DOS 3.3, Apple 80 column card, Apple II Green monitor, stand in Stock - Low Price Call

World Handler 129.95  
Lect. Handler 374.90

Grapple - Interface only \$112.00 when buying printer  
Epson MX-80 III 374.90

**MELWETT PACKARD**  
New HP 75C \$737.40  
HP 41CV 204.95  
HP 18C Programmer 87.80  
82161A Digital Drive 338.95  
82163 A/B Video int. 179.95

NEW! FX 802P w/printer \$139.00  
FX-702 pocket computer w/basic \$74.05  
FA-2 Cassette interface \$6.90  
FX-10 Printer (FX-702P) \$6.49

**COMPUTERS**  
Commodore 64 complete \$379.95  
VIC 20 with RF 97.90  
1541 Disk Drive \$309.90  
1510 Recorder \$3.90  
1525 Printer \$309.90

**TEXAS INSTRUMENTS**  
NEW! TI CC 40 call  
TI 99/4A low  
32K RAM card (PWP 120K) 219.95  
PWP 1200 179.90

Full line of TI software in stock  
Times 1000 \$50.00  
16K RAM - Original Times \$38.95  
Times Printer 89.90  
Times Frogger 18.49

Full line of Times software in stock  
NEW! 1701 Color monitor 249.95  
NEW! 1701 Color monitor 249.95

**SHARP**  
PC-1500, BK module, and CE-150P \$314.00  
CE 150 RS-232 (for 1500) \$56.95  
CE 150 BK w/battery \$119.95  
NEW! PC1250 \$79.95  
PC CE-125 Printer and micro cassette call

**Video & Entertainment**  
Original Delay Dish Microwave Backdrop \$688.00  
39 Channel Cable Converter w/Photo 39.00

Sony SL 5101 Cable w/remote 489.95  
Sanyo SL 2001 portable Sold w/AC or 11T 499.95  
Sanyo NYC 2400 \$39.95  
Panasonic PV-1275 \$379.95  
Panasonic PV 1700 \$899.95

**RCA**  
VP 900 5 heads - Stereo - cable \$89.95  
NEW! CCR15 \$49.95 CCR12 499.95  
VT 250 \$49.95

For information and all N.Y. State orders please call (212) 771-7600. All items subject to availability and price changes. Mail and phone orders C.O.D. MasterCard Visa D.D. Shipping extra. Everything Factory Fresh 10 Day Money Back Guarantee. Plus shipping! FOCUS ELECTRONICS 4523 130th Ave. Brooklyn NY 11219

★ FOR ORDERS ONLY! TOLL FREE- 1-800-221-0828 ★

CIRCLE NO. 18 ON FREE INFORMATION CARD

# CABLE TV

## CONVERTERS

Largest Selection of Equipment Available  
\$ Buy Warehouse Direct & Save \$

36 channel converter \$4595

36 channel wired remote converter only \$8895

Send \$2 for complete catalog of converters and equipment

Quantity Discounts • Visa • Master Charge  
Add 5% shipping - Mich. residents add 4% sales tax

**C&D Electronics, Inc.**  
P.O. Box 21, Jenison, MI 49428  
(616) 669-2440

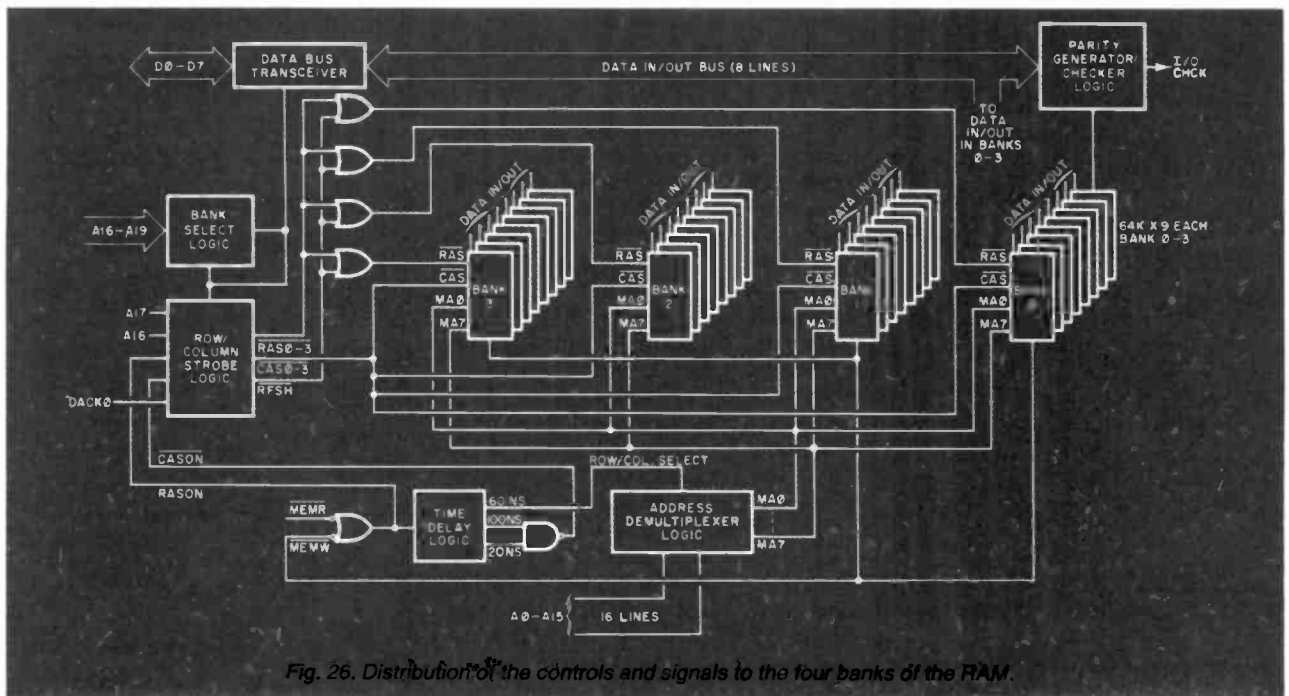


Fig. 26. Distribution of the controls and signals to the four banks of the RAM.

generation and detection; and 1-, 1.5-, or 2-stop bit generation

- Complete status reporting capabilities
- False-start bit detection
- Internal diagnostic capabilities with loopback for link fault detection
- Prioritized interrupt controls
- Requires only a crystal and line drivers to connect to any EIA RS232 peripheral.

Referring to the block diagram of the 8250-B (Fig. 27), the bi-directional data bus is used to load control words, load and receive data, and read status registers. The interrupt line is programmed to go high whenever a key is pressed. This signals the CPU that a character has been entered at the Keyboard. The interrupt line can also be programmed to be active when there is a receiver error, empty transmitter holding buffer, and modem status. The interrupt activity is controlled by the interrupt enable register, which is programmed during system start-up or reset. The I/O, I/OW, and address lines A0 to A2 are used to read and write data, control, and status to and from the port. There are eight additional lines that are connected to the RS232 interface drivers. Their functions are as follows:

**SOUT:** Serial data is outputted to a peripheral via this line. This output, in keeping with the standard for ports that are considered an output type, is connected to J2, pin #2 (J2 refers to the DB-25 connector on the 64K RAM/R5232C port board). Note, however, that a terminal, which is also con-

sidered an output type, expects to find data inputted at its pin #3. This means that leads #2 and #3, connecting the terminal to the port, must be flipped or reversed.

**SIN:** Serial data to the port is inputted via this line. It is connected to J2, pin #3.

The remaining six lines are considered control or handshaking signals.

**RTS:** (J2, pin #4, *Request to Send*) This output line, when high, informs the modem or data set that the port is ready to transmit data.

**DTR:** (J2, pin #20, *Data Terminal Ready*) When high, this line informs the modem or data set that the port is ready to communicate and receive data.

**DSR:** (J2, pin #8, *Data Set Ready*) This input signal, when high, informs the port that the modem or data set is ready to communicate. The program tests the contents of the modem-status

register, which, when ready, reveals if the modem or data set is ready to communicate and if there has been any change in status since the last reading.

**CTS:** (J2, pin #5, *Clear to Send*) This active-high input signal is a modem-control signal that indicates if the modem will accept data from the port. The modem-control register also records if the input has changed state since the last reading of the register.

**CD:** *Carrier Detect* (also referred to as *RLSD Receiver Line Signal Detect*)

This active-high signal indicates that the data carrier has been detected by the modem or data set. The status register, as above, reveals both the current status and if any carrier losses have occurred since the last reading. The ability to detect carrier loss, is of course, vital when establishing reliable modem communications.

**RI:** (*Ring Indicator*) This active-high signal indicates that a telephone ringing signal has been received by the modem. The modem status register again reveals if a ring was detected since the last reading of the register.

It is important to remember that the pin numbers are different when connecting this port to devices that are not of an output type. Check the pin designations carefully before making any connections.

This completes our discussion of the major hardware elements of the Explorer 88. In future issues we will discuss other aspects of the system.

(To be continued)

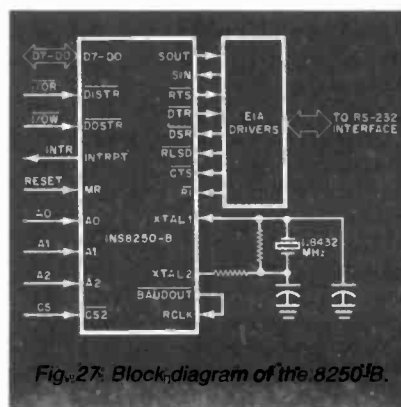



Fig. 27. Block diagram of the 8250-B.



# DISCOVER THE MAGAZINE THAT HELPED LAUNCH THE MICROCOMPUTER INDUSTRY

Incredible as it may seem, *Popular Electronics* helped launch the microcomputer industry. Back in 1975, we published plans for building the first powerful microcomputer based on the 8080 cpu. These plans generated incredible excitement—and started the world thinking about personal computing.

Since then, we've added more coverage of personal computing. Today, so much of the magazine is devoted to microcomputers that we've changed our name to...

## Computers & Electronics


*Computers & Electronics* continues the *Popular Electronics* tradition of helping our readers experience the advances of the future—today. We do it with clearly written, in-depth articles explaining each innovation... plans for building useful, money-saving projects incorporating the newest technology... reviews of the latest mass-produced equipment. Whether it's microcomputer equipment, audio, video, or personal electronics, *Computers & Electronics* will make it possible for you to enjoy the newest, the most sophisticated, the most innovative technology around.

## Helpful buying guides

*Computers & Electronics* compares and contrasts computers and other electronics gear in meaningful buyer's guide articles. We discuss features and options, what to look for, and how to get the best value. Recent buyer's guides have covered computer printers, pocket computers, sophisticated telephones, video cassette recorders and high-tech audio cassettes.

## World-famous test reports

In every issue of *Computers & Electronics* you'll find our famous in-depth test reports. We take a new product, test it and analyze the results. Recently we've tested the Radio Shack TRS-80 Model III, the IBM Personal Computer, and the Sinclair ZX-81 Microcomputers by Apple, Atari, Hewlett-Packard, Intelligent Systems and Netronics. Plus an interactive data terminal, software,



and a variety of audio, video and testing equipment.

## Innovative construction projects

If you're a do-it-yourselfer, you'll love the construction projects in *Computers & Electronics*. Not only did we bring the world the first successful microcomputer kit, but also projects for building the first low-cost modem. The first computer keyboard integrated with the computer (SOL).

The first low-cost voice synthesizer. The first low-cost logic analyzer. The first 1802-based microcomputer (ELF). The first low-cost function generator. The first gas-laser communicator (awarded a place in the Smithsonian Institution). The first low-cost color graphics computer module. An interface to transfer narrow line listings from your TRS-80 Pocket Computer to either a printer or CRT screen....

As you can see, our construction projects, while not necessarily complex (thanks to multifunction IC chips), will keep you at the forefront of technological development—at remarkably low cost. And in the future, we'll be bringing you construction projects to help you make your microcomputer more useful—whether it's an enhancement, an application, or a merging of technology with external controls and products.

## Get the leader in the field— at up to 33% off!

*Computers & Electronics* is the world's most widely read computer and personal electronics magazine. Now you can subscribe at big savings: up to 33% off. At our New Subscriber rates, a one-year subscription is only \$12.97. Take advantage of this offer—complete and return the coupon or postage-paid reply card today!

## Computers & Electronics

P.O. Box 2774, Boulder, Colorado 80322

- YES!** Send me one year (12 issues) of *Computers & Electronics* at \$12.97—I save 19%  
 I prefer two years for \$22.97—I save 28%  Make that three years for \$31.97—I save 33%

Savings based on full one-year subscription price of \$15.97

Mr./Mrs./Ms. \_\_\_\_\_ (please print full name) 45044

Address \_\_\_\_\_ Apt. \_\_\_\_\_

City \_\_\_\_\_ State \_\_\_\_\_ Zip \_\_\_\_\_

CHECK ONE  Payment enclosed  Bill me later.

Offer valid in U.S. and possessions only. Please allow 30 to 60 days for delivery of first issue.



## Thermoelectric Modules MF-10 Universal Active Filter

By Forrest M. Mims, III

### A Solid-State Heat Pump

**THE** only time I ever bridged a couple of leads from a germanium transistor across the poles of a 6-V battery (mistakenly, of course), the transistor became so hot it glowed bright orange. The incident sticks in my mind because I burned my fingers yanking the transistor away from the battery leads.

Excessive heat has always been the scourge of solid-state devices, but there's another side of the solid-state thermal coin. Certain kinds of semiconductor junctions become icy cold when a current is passed through them. Let's examine some of these devices—beginning with one that can burn your thumb while freezing your finger.

The device is a cream-colored wafer a bit larger than a postage stamp and about 4 mm thick. From it emerges a pair of wires, one red and the other

black. When these wires are connected to a 6-V battery, one side of the wafer becomes very warm, even hot. Remarkably, the opposite side becomes very cold. If the air is sufficiently humid, frost will appear within seconds.

This extraordinary wafer is known as a *thermoelectric module*. However, it might more appropriately be termed a *solid-state heat pump*. Its operation is completely reversible, too. When the connections to the battery are switched, the hot side of the wafer becomes cold and the cold side becomes hot. Moreover, the module will generate an electric current when its two opposing surfaces are maintained at different temperatures.

The phenomena I've described are collectively known as the *thermoelectric effect*. While most people knowledgeable about electronics know about the heat and power generation aspects of the effect, surprisingly few are aware of the cooling phenomenon.

The cooling ability of a thermoelectric module can be easily demonstrated with the help of some commonly available hardware. Figure 1 is a photograph of the 801-2003-01 module made by the Cambion Division of the Midland-Ross

Corporation (Cambridge Thermionic, 445 Concord Ave., Cambridge, MA 02138). An extruded aluminum heat sink and a small aluminum box attach to opposite sides of the module with a rubber band (Fig. 2). Heat-sink compound ensures a good thermal bond between the module and the two attachments.

The heat sink, which should be attached to the hot side of the module, is placed in a shallow pan of water. A teaspoon or so of water is then placed in the aluminum box. Within minutes after the module is connected to a 6-V battery, the water in the aluminum box will freeze solid and the box will be coated with a layer of frost. Add more water and the module will produce a cube of ice. The efficiency of this miniature freezer can be increased by making an insulating chamber for the box from foamed plastic panels held together by tape or a rubber band.

**Discovery of the Thermoelectric Effect.** The discovery of the thermoelectric effect can be traced to 1821 and the German physicist Thomas J. Seebeck. He took two conductors of different materials, connected them to




Fig. 1. Powered by a 6-V battery, this thermoelectric module will quickly freeze water. (Photo courtesy Cambion Div., Midland-Ross Corp.)

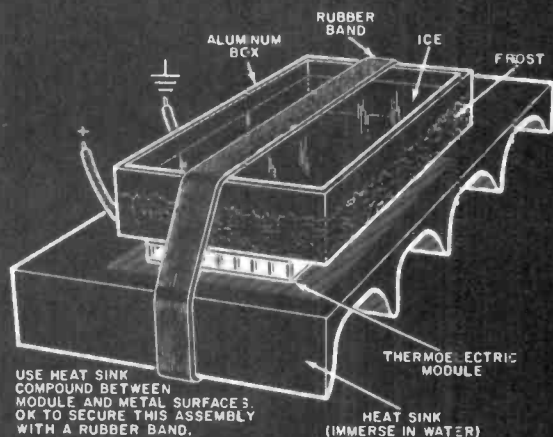


Fig. 2. Simple thermoelectric ice-cube maker.




Fig. 3. Construction of a simple Seebeck junction.



form two junctions as shown in Fig. 3, and found that if the junctions are maintained at different temperatures, a voltage will appear across the free ends of the conductors. Seebeck's discovery formed the genesis of temperature-sensing thermocouples.

The Seebeck effect can be easily demonstrated using ordinary hardware or even pocket change to make one-half of a Seebeck junction. For example, a homemade thermocouple made by wrapping a few turns of copper wire around one end of a steel nail will generate 6 or 7  $\mu\text{A}$  at a few millivolts when heated by a match. Even more power can be obtained by overlapping the edges of a penny and a nickel and securing the coins together with an alligator clip. After heating the coins with several matches I produced 60  $\mu\text{A}$  at 6 mV.

In 1834, Jean-Charles-Athanase Peltier, a French watchmaker, passed a current through a junction of two dissimilar metals. He found that, depending upon the current's direction, the junction would become warm or cool.

Metal remained the exclusive thermoelectric material for many years. Some of the better thermoelectric junctions are copper-constantan, iron-constantan, and chromel-alumel. Constantan is an alloy of copper and nickel; chromel is an alloy of nickel and chromium; and alumel is an alloy of nickel and aluminum. These and other junctions are widely used today in the manufacture of temperature-sensing thermocouples.

In the Seebeck mode, metal junction thermocouples generate only a few microvolts per degree Celsius. Semiconductor couples may exhibit Seebeck coefficients of hundreds or even thousands of times greater. In the early 1950's, Abram F. Ioffe in the Soviet Union and H.J. Goldsmid in England independently found that semiconductors such as bismuth telluride make excellent thermoelectric materials. Ioffe's group made demonstration power generators and refrigerators. Goldsmid's group made junctions that exhibited a drop of as much as 65° C below room temperature. Scientists in the United States later discovered that lead telluride is also an excellent thermoelectric material.

**Semiconductor Thermoelectric Devices.** Today most semiconductor thermoelectric devices are based on lead telluride or bismuth telluride. The selection of the alloy depends largely on the preferred operating temperature of the module. For example, one firm employs a quaternary alloy of bismuth, telluri-

um, selenium and antimony. The alloy is appropriately doped to provide an n-type or p-type semiconductor.

Figure 4 shows the construction of a simple single-junction semiconductor thermoelectric device. The upper ends of the two semiconductor bars are soldered to a common header, and their opposite ends are soldered to separate copper headers to which electrical connections are made. Since practical thermoelectric modules are usually arrays of many such junctions or couples, thin plates of ceramic are attached to both sides of the module to electrically isolate the individual junctions. The ceramic permits reasonably good heat transfer while preventing electrical shorts between adjacent modules.

Referring back to Fig. 4, when a direct current is passed first through the n-type semiconductor bar and then through the p-type bar, heat is pumped from the upper side of the module to the lower side. Conversely, when the polarity of bias is reversed, heat is pumped from the lower side to the upper side.

In either case, the side from which heat is removed rapidly cools while the opposite side becomes very warm. If the heat isn't removed from the warm side, some of it will be radiated and conducted back to the cold side. Eventually the module will reach a point of equilibrium and little or no cooling will occur.

In a practical system, heat can be extracted from the hot side of the module

by a forced air blower or a circulating liquid. In both cases, conventional heat sinks and miniature plumbing components can be used.

Commercial thermoelectric modules have more than the single junction shown in Fig. 4. Figure 5, for example, shows an assortment of miniature FRIGICHIP modules made by Melcor (Materials Electronic Products Corp., 990 Spruce St., Trenton, NJ 08648). These modules may have from four to 66 individual couples. They can produce a hot-side/cold-side temperature difference of 67.5° C.

Figure 5 also shows how two module arrays can be stacked or cascaded to achieve a temperature differential of 85° C or more. Three- and four-stage coolers can achieve temperature differentials of 105° C and 125° C or more, respectively. An eight-stage module designed to cool an infrared detector has achieved a temperature drop of 171° C (308°F) below room temperature!

The thermoelectric module in Fig. 1 is a single-stage device having 71 couples. It provides a temperature drop of 60° C or more and has a maximum current rating of 6 A and a maximum forward voltage of 10 V. The unit sells in single quantities for \$31.20, but the price drops to \$17.80 in quantities of a thousand.

Figure 6 shows a single-stage Cambion module (#801-1029-01) designed to cool dual-in-line ICs. This module

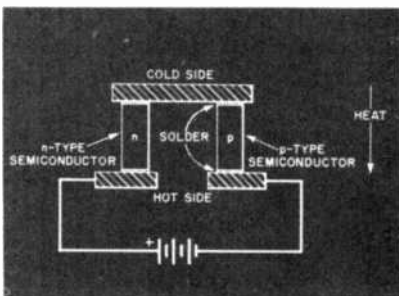


Fig. 4. How a simple single-junction semiconductor thermoelectric device is constructed and energized.



Fig. 5. Miniature single and two-stage Frigichip® thermoelectric modules. (Photo courtesy Melcor.)




Fig. 6. Thermoelectric cooler to pump heat from dual in-line ICs. (Photo courtesy Cambion.)




Fig. 7. This 3-stage cooler can give a temperature drop of 115°C or more. (Cambion photo.)

**FRANKLIN**



Call for price and information on the NEW FRANKLIN Computers! Disk Drives, Software and System Specials ALSO AVAILABLE!

810 Disk Drive	\$419.00
Inhome Keyboard/Atari 400	\$39.00
1010 Program Recorder	\$74.00
102040 Column Print/Plot	\$269.00
1025 80 Column Printer	\$469.00
1027 Letter Quality Printer	\$299.00
1050 Double Density Drive	\$379.00
830 Acoustic Modem	\$159.00
850 Interface Module	\$169.00
CX40 Pair Joysticks	\$116.00
CX418 Home Manager Kit	\$69.00
CX419 Bookkeeper Kit	\$195.00
CX482 Educator Kit	\$129.00
CX483 Programmer Kit	\$54.00
CX488 Communicator Kit	\$229.00
CX7101 Entertainer Kit	\$69.00



**400-16K ..... \$99.**  
Our Price \$149.00 Get \$50.00 rebate direct from Atari!  
**600XL-16K .... \$149.**

**ATARI 400 VERSIONS**  
32K... \$174.  
48K... \$199.  
64K... \$259.

**800-48K ..... \$389.**  
Our Price \$489.00 Get \$100.00 rebate direct from Atari!  
**1200-64K ..... \$449.**  
Our Price \$549.00 Get \$100.00 rebate from Atari!

Non-Atari Ram

**MICRO-SCI  
DISK DRIVES FOR  
APPLE & FRANKLIN**

A2	\$249.00
A40	\$349.00
A70	\$459.00
C2 Controller	\$79.00
C47 Controller	\$89.00

**VISICORP**

for Apple, IBM & Franklin

Visidex	\$189.00
Visifile	\$189.00
Visiplot	\$159.00
Visiterm	\$89.00
Visitrend/Plot	\$229.00
VisiSchedule	\$229.00
Desktop Plan	\$189.00
Visicalc(Apple II, CBM, IBM)	\$179.00

Visicorp prices for IBM may vary slightly.

**CONTINENTAL  
SOFTWARE**

Tax Advantage (Apple/Atari)	\$45.00
Home Acct. (Apple/Atari)	\$59.00
1st Cl. Mail/Form Letter (Apple)	\$79.00
The Book of Apple	\$14.95
The Book of Atari	\$14.95
The Book of Apple Graphics	\$14.95

**FLOPPY DISKS  
MAXELL**

MD I (Box of 10)	\$32.00
MD II (Box of 10)	\$44.00
FD I (8")	\$40.00
FD II (8" DD)	\$50.00

**VERBATUM**

5 1/4" SS DD	\$26.00
5 1/4" DS DD	\$36.00

**ELEPHANT**

5 1/4" SS SD	\$18.99
5 1/4" SS DD	\$24.99
5 1/4" DS DD	\$29.99

**HEWLETT  
PACKARD**



41CV

\$205.

HP75... \$749.

HP 41C	\$146.00
HP 10C	\$52.00
HP 11C	\$69.00
HP 12C	\$90.00
HP 15C	\$90.00
HP 16C	\$90.00



**TIMEX  
SINCLAIR1000**



**\$39.95**

16K Memory Module	\$44.95
Vu-Calc	\$17.95
Check Book Manager	\$13.95
The Organizer	\$14.95
The Budgeter	\$13.95
Stock Option	\$14.95
Loan & Mortgage Amortizer	\$12.95
Minidware Printer	\$109.00

**ORBYTE SOFTWARE**

Graphics	\$12.99
Home Budgeter	\$12.99
Home Inventory	\$12.99
Income Tax	\$14.99
Mega Mind	\$15.99
Salvo	\$12.99
The Quiz	\$12.99
Words	\$12.99

**PC-1500  
POCKET  
COMPUTER**



**\$169.00**

PC1250...	\$89.00
CE150 Printer, Plotter and Cassette Interface Unit	\$172.00
CE152 Cassette Recorder	\$62.00
CE155 8K Ram Expans. Mod	\$94.00
CE125 Printer/Micro Cass.	\$129.00
Statistics Pack	\$49.00

**PERCOM**

**DISK DRIVES FOR ATARI**

AT88-S1	\$399.00
AT88-A1	\$299.00
AT88-S2	\$649.00
RFD 40-S1	\$549.00
RFD 40-A1	\$349.00
RFD 40-S2	\$889.00
RFD 44-S1	\$679.00
RFD 44-S2	\$999.00

**Commodore**



**VIC 20  
\$99.  
CBM 64  
\$369**

1520 Color Printer/Plotter	\$169.00
1525 80 Column Printer	\$339.00
1530 Datasette	\$69.00
1541 Single Disk Drive	\$339.00
1600 VIC Modem	\$95.00
1610 VIC Term 40	\$49.00
1650 AD/AA Modem	\$159.00
1701 14" Color Monitor	\$269.00
1311 Joysticks (each)	\$5.99
1312 Paddles	\$11.99
1110 VIC 8K	\$42.00
1111 VIC 16K	\$69.00
1011 RS232 Interface	\$42.00
1211 Super Expander	\$53.00
1906 Super Alien	\$23.00
1910 Radar Rat Race	\$23.00
1917 VooDoo Castle	\$29.00
1922 Cosmic Cruncher	\$35.00
1923 Gorf	\$29.00
1924 Omega Race	\$30.00
110 VIC 20 Reference Guide	\$15.00
CBM 64 Reference Guide	\$18.00

**ROMOX**

**VIC 20 Cartridges**

Princess and Frog	\$36.00
Anteater	\$36.00
Typo	\$36.00

**MOOEMS  
HAYES**

Smart	\$219.00
Smart 1200 (1200 Baud)	\$519.00
Chronograph	\$199.00
Micromodem 100	\$309.00
Micromodem II	\$279.00
Micromodem II (with term)	\$299.00
Smart Com II	\$99.00
Smart 1200B	CALL

**NOVATION**

J-Cat	\$119.00
Cat	\$144.00
D-Cat	\$159.00
103 Smart Cat	\$189.00
Apple Cat II	\$279.00
103/212 Smart Cat	\$439.00
212 Apple Cat II	\$609.00
Apple Cat III 212 Upgrade	\$309.00

**ANCHOR**

Mark I (RS-232)	\$79.00
Mark II (Atari)	\$79.00
Mark III (T.I.-99)	\$109.00
Mark IV (CBM-PET)	\$125.00
Mark V (Osborne)	\$95.00
Mark VI (IBM-PC)	\$179.00
Mark VII (Auto Ans./Auto Dial)	\$99.00
TRS-80 Color Computer	\$99.00
9 Volt Power Supply	\$9.00
Mark VIII	CALL

**MONITORS**

**AMOEK**

300G	\$159.00
300A	\$169.00
310A	\$169.00
Color I	\$279.00
Color I plus	\$299.00
Color II	\$439.00
Color III	\$349.00

**BMC**

12AU 12" Green	\$79.99
1401 13" Color (Mid-Res)	\$369.00
9191 U 13" Composite	\$329.00

**TAXAN**

RGB 1 (Hi-Res)	\$299.00
RGB III	\$499.00
12 N Green	\$119.00
12 A Amber	\$125.00

**ZENITH**

ZVM 121	\$95.00
ZT-1 Terminal	\$369.00

**U.S.I.**

Pi 1. 9" Green	\$99.00
Pi 2. 12" Green	\$119.00
Pi 3. 12" Amber	\$159.00
Pi 4. 9" Amber	\$139.00
1400C 14" Color	\$299.00

east  
**800-233-8950**

Dept. 707

In PA call (717)327)9575

477 E. 3rd St., Williamsport, PA 17701

**computer mail order west**

**800-648-3311**

Dept. 707

In NV call (702)588-5654

P.O. Box 6689, Stateline, NV 89449

No risk, no deposit on C.O.D. orders. Pre-paid orders receive free shipping within the UPS continental United States with no waiting period for certified checks or money orders. Add larger shipment may require additional charges. NV and PA residents add sales tax. All items subject to availability and price change. NOTE: We stock manufacturer's and third party software for most all computers on the market. Call today for our new catalog

achieves a temperature difference of up to 60° C or more. It is specified for a maximum current of 7 A at 0.7 V. Individual units are available for \$10.40 each. In 1000 lot orders, the cost falls to \$5.95.

Figure 7 shows a 3-stage thermoelectric module also made by Cambion (≡ 801-1006-01). This unit can achieve a temperature drop of 115° C or more. Its maximum operating current is 6 A at 3.2 V. The dark rectangles atop the various stages are copper pads that permit the attachment by direct soldering of additional stages. The copper pads are *not* in electrical contact with the couples beneath them.

**Applications.** Thermoelectric modules are used in a surprisingly diverse array of applications. Modules such as those shown in Figs. 1, 6 and 7 are used to make solid-state refrigeration and heating systems. One Cambion thermoelectric cooling/heating assembly comes complete with a blower fan and can be used to make a portable refrigerator that can double as a food warmer when the power connections are reversed. Several such systems designed to be powered by the 12-V supply of trucks and cars have been marketed.

Thermoelectric ice makers, baby bottle cooler/warmer units, and even room air conditioners have also been developed. Westinghouse's Advanced Energy Systems Division developed a noise-free 5-ton cooling capacity air-conditioning system for the Navy's *USS Dolphin* submarine. This system consists of ten modules, each measuring 23" × 21" × 4.25" and incorporating 120 couples.

Thermoelectric modules also have many applications in engineering and research. For example, thermoelectric coolers extract excess heat from computer cabinets and microwave waveguides. They also are used to cool laser diodes, far-infrared detectors, CCD imaging arrays, avalanche photodiodes, and photomultiplier tubes. Medical researchers and chemists use thermoelectric coolers to chill and thus immobilize objects and substances being observed with a microscope.

Though still limited to specialized applications, thermoelectric power generators show considerable promise. Several companies in various countries have developed 10-to-100-W thermoelectric generators fueled by propane, gasoline, or kerosene burners. A system designed to power communications systems in remote regions of the Soviet Union delivers 200 W when fueled with 4 to 5

pounds of firewood per hour. Smaller thermoelectric generators installed in the chimneys of kerosene lamps provide power for radio receivers in remote Russian homes.

Many kinds of compact nuclear power generators use thermoelectric modules to convert the heat produced by radioactive decay to electricity. Such generators power remote lighthouse beacons in England, unmanned weather monitoring systems floating at sea and installed at remote sites near the north and south poles, and the electrical systems of various kinds of satellites and space probes. Thermoelectric modules can also convert sunlight into electricity.

Finally, a thermoelectric module can convert alternating current into direct current. The alternating current is passed through a heating element attached to one side of a module. If the opposite side is kept at a cooler temperature, the module will generate a ripple-free direct current.

**For More Information.** You can find out much more about thermoelectrics by researching the subject at a good library. Specific articles you may find particularly helpful have appeared in *EDN* ("Thermoelectric Coolers Tackle Jobs Heat Sinks Can't," Jim McDermott, May 20, 1980, pp. 111-117) and *Electronics* ("Thermoelectric Heat Pumps Cool Packages Electronically," Dale Zeskind, July 31, 1980, pp. 109-113). The *Encyclopedia Britannica* has a very thorough article on the subject.

Thermoelectric module manufacturers have published helpful literature about their field. By far the most complete reference guide is Cambion's "Thermoelectric Handbook." Specific

information sheets from Cambion and other manufacturers include helpful design, installation, and application information. Prices for the Cambion modules given above are contingent upon a minimum order of \$100. However, Cambion distributors do not necessarily impose an order minimum.

Melcor is another good source of information about thermoelectric modules. Its applications information is very understandable and well illustrated. Best of all are the performance curves for each of the firm's modules. Melcor's modules range in cost from \$8.95 to \$48 each in small quantities. The company requires a minimum billing of \$25.

Before ordering thermoelectric modules, you should first request specification sheets and pricing information from the various manufacturers. In addition to Cambion and Melcor, thermoelectric module manufacturers include Borg-Warner Thermoelectrics (3570 N. Avondale Ave., Chicago, IL 60018) and Marlow Industries, Inc. (1021 S. Jupiter Rd., Garland, TX 75042).

### An Easy-to-Use Universal Active Filter

Imagine a single-chip active filter that can be tuned with a single resistor, uses no external capacitors, and simultaneously functions as a lowpass, bandpass and notch filter. Such a filter could save countless hours of design and breadboard evaluation time.

Happily a new generation of such filters is now available. They are collec-




Fig. 8. Frequency responses for the four filter categories.



tively known as *switched capacitor filters*, and their operating parameters are easily tuned by a few external resistors. No external capacitors, the nemesis of conventional active filters, are required.

After I wrote about this topic in the November 1982 installment of "Solid-State Developments," an engineer with National Semiconductor sent some samples of his company's MF-10 universal switched capacitor filter. The MF-10 contains two independent filters in a 20-pin DIP.

To say the MF-10 is easy to use is an understatement. In only a few short hours of bench time, I've used this new chip in as many roles as all the conventional active filter circuits I've built over the past ten years.

Of course conventional active filters have many important applications in both digital and analog circuits. For example, they are used to block undesirable signals and to detect touch-tone and modem signals. In these and many other roles, active filters are far superior to passive filters since they incorporate gain-restoring operational amplifiers.

But, while conventional active filters are exceptionally useful, they can be very tricky to design. If you've never designed one, you might wish to take a quick tour through the pages of any of the many excellent books on the subject. You'll find numerous circuit arrangements, some fairly complex, and enough design equations to wear out your calculator finger.

Even if you successfully wade through the circuits and equations and design your own filter, you will almost certainly find that the first breadboard version you build has a resonant frequency that differs, perhaps substantially, from your design frequency. That's because the resonant frequency of all such filters is only as accurate as the tolerances of the circuit's resistors and capacitors. Precision resistors are relatively cheap and easy to find. But precision capacitors are much more expensive.

All these design drawbacks are overcome by a switched capacitor filter like the MF-10. In this column we'll cover in some detail the operation and use of this device. Then we'll experiment with a tunable MF-10 combination lowpass/notch/bandpass filter. Before finding out how the MF-10 works, however, let's review some active filter basics.

**Active Filter Basics.** Depending upon their function, most active filters are designated *lowpass*, *highpass*, *bandpass*

# THIS MONTH'S SUPER SPECIALS!

ORDER TOLL FREE (800) 221-8180  
IN NEW YORK (212) 732-8600

**ATARI 1200 XL**  
Home Computer \$539<sup>95</sup>  
+tax

**ATARI COMPUTERS**

ATARI 400	32K RAM	\$149.95
ATARI 800	32K RAM	\$179.95
ATARI 1010	Program Recorder	\$79.95
ATARI 850	One Drive	\$29.95
ATARI 830	Acoustic Modem	\$149.95
ATARI 850	Interface Module	\$159.95
TABLA C-32	32K Board	\$64.95
ALBIN GROUP	Video Printer	\$99.95

**TEXAS INSTRUMENTS**  
T199/4A - 16K RAM  
\$169<sup>95</sup>

**TI HARDWARE**

PMU 1500	Speech Synthesizer	\$114.95
PMU 1600	Telephone Modem	\$189.95
PMU 1200	Peripheral Expansion	\$179.95
PMU 1220	RS232 Card	\$129.95
PMU 1850	Disk Memory Drive	\$219.95
PMU 1260	32K RAM Card	\$719.95

**SMITH CORONA**  
LETTER QUALITY  
PRINTER  
10-100 CPS  
\$499<sup>95</sup>

**COMMODORE VIC-20**  
Home Computer  
\$99<sup>95</sup>

**PRINTERS/TYPENRITERS**

EPSON FX-80	10-100 CPS	CALL
EPSON 801	80-100 CPS	CALL
EPSON 801	80-100 CPS	CALL
NEC PC-8021A	Print w/ 100 CPS	\$489
NEC PC-8031A	Print w/ 100 CPS	\$485
STAR MICROSCOPES	GRAPH-10	\$329.95
STAR MICROSCOPES	GRAPH-15	\$449.95
SMITH CORONA	ULTRASONIC TYPEWRITER	\$599

**TIMEX SINCLAIR**  
COMPUTER

TIMEX SINCLAIR 1000	\$54.95	
TIMEX 1010	16K RAM Expansion	\$89.95
TIMEX SINCLAIR PRINTER 2000	\$89.95	

**ATARI VIDEO GAME**  
ICX-2600  
\$99<sup>95</sup>

**VIDEO GAMES**

ATARI ICX 2600	Video Game	\$169.95
VICTRIX VIDEO GAME	\$149.95	
MATTIE INTELLIGENCER	\$69.95	
OLYMPIAN VIDEO GAME	\$79.95	

**BLANK TAPES**

MAXELL UD90	\$2.79
MAXELL UD95	\$3.49
SONY UXC-90	\$2.80
SONY UXC-95	\$3.20
YOK SA-90	\$3.48

**SHARP COMPUTERS**

PC-1500	Processor Comp. Int.	\$209.95
PC-122	Printer	\$121.95
PC-151	16K RAM Exp. for 1500	\$174.95
PC-151	16K RAM Exp.	\$48.95
PC-155	16K RAM Exp.	\$99.95

**OUR NAME MEANS A GREAT DEAL!**

**J&R MUSIC WORLD**

23 PARK ROW, DEPT. VR, NYC, NY 10038

**STEREO-TO-GO**

SONY WMS	Cass Stereo	\$77
SONY WMT	A & V Cass Stereo	\$124.95
SANYO MC-1	Cass Stereo	\$29.95
SANYO MC-100	ICDDY Cass	\$59.95
AMWA	HE-02 Cass Ster. Auto Rec.	\$99
AMWA	HE-02-IFM Cass Ster. Rec.	\$129
TOSHIBA	ITS-5 FM Cass Stereo	\$39.95
TOSHIBA	ITS-15 FM Cass Ster.	\$69
PANASONIC	RPZ-02A Cass Deck	\$124.95
JVC	CO-1 Cass Stereo	\$74.95
ATLANTIC	CC-77 Cass FM Stereo	\$64.95

**MINIWARE ORDER 12 AUDIO TAPES**

MAXELL UD90	\$2.79
MAXELL UD95	\$3.49
SONY UXC-90	\$2.80
SONY UXC-95	\$3.20
YOK SA-90	\$3.48

**MINIWARE ORDER 12 AUDIO TAPES**

MAXELL UD90	\$2.79
MAXELL UD95	\$3.49
SONY UXC-90	\$2.80
SONY UXC-95	\$3.20
YOK SA-90	\$3.48

**MINIWARE ORDER 12 AUDIO TAPES**

MAXELL UD90	\$2.79
MAXELL UD95	\$3.49
SONY UXC-90	\$2.80
SONY UXC-95	\$3.20
YOK SA-90	\$3.48

**MINIWARE ORDER 12 AUDIO TAPES**

MAXELL UD90	\$2.79
MAXELL UD95	\$3.49
SONY UXC-90	\$2.80
SONY UXC-95	\$3.20
YOK SA-90	\$3.48

**MINIWARE ORDER 12 AUDIO TAPES**

MAXELL UD90	\$2.79
MAXELL UD95	\$3.49
SONY UXC-90	\$2.80
SONY UXC-95	\$3.20
YOK SA-90	\$3.48

**COMMODORE 64 HARDWARE**

COMMODORE 64	32K RAM	\$179.95
VIC 1211	Super Expander	\$49.90
VIC 1550	Data Cassette	\$59.95
VIC 1561	Single Disk Drive	\$79.95
VIC 1523	Graphic Printer	\$319
VIC 1620	Telephone Interface	\$64.95
VIC 1111	16K RAM Card	\$84.95
VIC 1011A	195-232	\$64.95
CARDBOARD	80K Expansion	\$84.95

**COMMODORE 64 SOFTWARE**

AUS Temple of Ashtar	\$27.95
HEB Hewitree	\$34.95
PMS The Accountant	\$24.95
PMS Business Inventory	\$16.95
PMS Super Broker	\$11.95
RAS Personal Finance	\$38.95

**COMMODORE 64 SOFTWARE**

VIC 20 SOFTWARE		
VL 102 Intro to Basic Pt 1	\$23.80	
VL 103 Intro to Basic Pt 2	\$23.80	
VL 110 Games & the M-Track	\$24.95	
VIC 1001	Avenger	\$23.95
VIC 1004	Superhero	\$23.95
VIC 1910	Ready for Race	\$24.95
VIC 1914	Adventure Land	\$29.95
VIC 1916	Wishon Mountain	\$26.95
VIC 1919	Sargon Chess	\$28.95
VIC 1922	Cosmic Crummen	\$23.95
VIC 1923	Cart	\$24.95
VIC 1937	Sea Avon	\$24.95

**PANASONIC**  
CT-160  
10" Color Monitor  
\$299<sup>95</sup>

**FREE**

# McIntosh

## STEREO CATALOG and FM DIRECTORY

Get all the newest and latest information on the new McIntosh stereo equipment in the McIntosh catalog. In addition you will receive an FM station directory that covers all of North America.



**SEND TODAY!**

McIntosh Laboratory Inc. CE  
East Side Station P.O. Box 96  
Binghamton, N.Y. 13904-0096

NAME \_\_\_\_\_  
ADDRESS \_\_\_\_\_  
CITY \_\_\_\_\_ STATE \_\_\_\_\_ ZIP \_\_\_\_\_

If you are in a hurry for your catalog please send the coupon to McIntosh. For non rush service send the Reader Service Card to the magazine.  
CIRCLE NO. 31 ON FREE INFORMATION CARD

or *notch* filters. The role of the filter is defined by its name. For example, a lowpass filter passes with little or no attenuation all frequencies below a specified cutoff point while blocking all other frequencies. A notch filter attenuates only a very narrow band of frequencies while passing with little or no attenuation those frequencies outside the notch.

Figure 8 illustrates in graphical form the operation of the four basic filter types. Other active filters can also be implemented. For instance, the *allpass* filter shifts the phase of a signal without causing attenuation.

The operation of an active filter is described by a number of terms. Some of the more important ones are:

**Passband**—band of frequencies

passed with little or no attenuation through the filter.

**Stopband**—band of frequencies attenuated by the filter.

**Bandwidth (BW)** of a bandpass filter is the difference between the upper and lower frequencies at points 0.707 times the filter's maximum response ( $-3$ -dB points).

**Center frequency ( $f_0$ )**—pass and attenuation regions for, respectively, bandpass and notch filters.

**Cutoff frequency ( $f_c$ )**—the point at which the gain in the passband of a filter falls to 0.707 times the attenuated gain ( $-3$  dB point).

**Q or quality factor** of a bandpass or notch filter is  $f_0/BW$ . A high Q filter implies a very sharp or narrow frequency

response at the center frequency.

Figures 9 and 10 show representative plots of the response of typical lowpass and bandpass active filters made in the conventional fashion with operational amplifiers. Note that the graphs are scaled logarithmically.

Both filters show a 0-dB (gain = 1) response in their passbands. This coincides with a voltage gain of 1. The "ideal" cutoff (Fig. 9) and response (Fig. 10) are included to illustrate that no active filter has a perpendicular cutoff.

**The MF-10.** The best conventional active filters typically require several op amps, at least two capacitors, and from three to seven resistors. The MF-10 contains two completely independent active

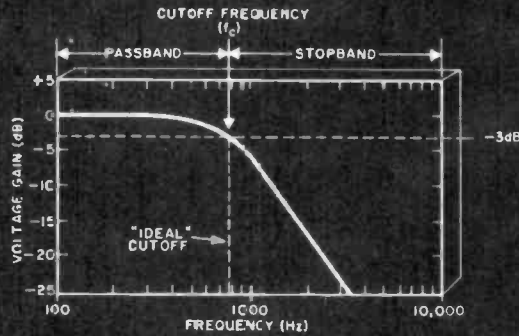


Fig. 9. Lowpass active filter characteristic.

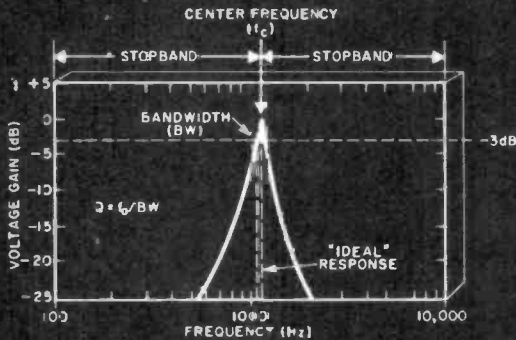


Fig. 10. Bandpass active filter characteristic.

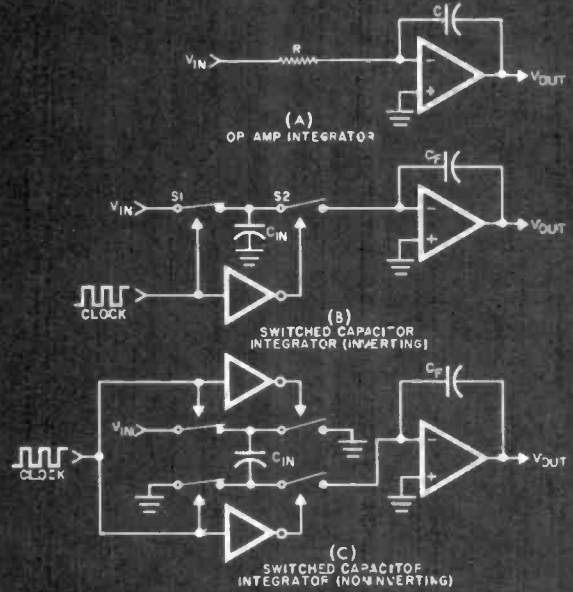
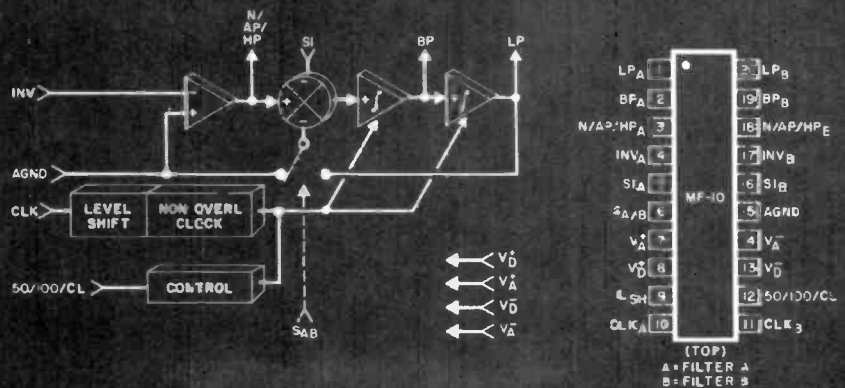


Fig. 11. Three diagrams showing operation of the switched capacitor integrator in the MF-10.

Fig. 12. Block diagram and pin arrangement of the MF-10 active filter.



filters, each of which performs five basic filter functions (lowpass, highpass, bandpass, notch and allpass) with only a few external resistors and no external capacitors—well, almost no capacitors. Unlike conventional active filters, the MF-10 requires an input clock, and clock circuits usually incorporate a capacitor or two. The clock capacitor poses no tolerance problem, however, since the clock's frequency can be easily tuned by changing the value of a single resistor.

The MF-10 is exceedingly easy to use since all five outputs are brought out of the chip. Furthermore, the two second-order filters in a single MF-10 can be cascaded to provide a fourth-order filter. Experienced active-filter designers will be happy to know such classical filter responses as the Butterworth, Chebyshev, Bessel and Cauer are easily implemented with the MF-10.

Another advantage of the MF-10 is its CMOS construction. This is why its typical power-supply current demand is only 8 mA. The supply voltage can range from  $\pm 4$  to  $\pm 7$  V when operated from a dual-polarity supply and 0 to  $+ 10$  V when operated from a single-polarity supply.

Finally, as we'll observe firsthand in the test circuit that follows, the MF-10's response is easily tuned across a wide spectrum by simply varying the clock frequency. In applications requiring a precisely controlled notch or bandpass, the clock can be crystal controlled.

**How the MF-10 Works.** The key circuits in the MF-10 are a pair of noninverting integrators whose time constants are determined by their respective feedback capacitors and the clock frequency. A conventional integrator like the one in Fig. 11A has a time constant of RC. The precision of the circuit is therefore only as good as the tolerances of the RC components.

The integrators in the MF-10 replace the resistor of the integrator in Fig. 11A with a capacitor. This capacitor is alternately switched by the clock signal, first to the input voltage and then to the feedback capacitor,  $V_{in}$  and  $C_F$  respectively. As shown in Fig. 11B, the switched capacitor performs the role of the resistor in 11A by transferring the voltage at the input to  $C_F$ .

The amount of charge transferred by  $C_{in}$  to  $C_F$  is determined by the time  $C_{in}$  is allowed to charge to  $V_{in}$ , and the time  $C_F$  is allowed to charge to the voltage  $C_{in}$ . In his paper "Introducing the MF-10," Tim Regan, a National Semiconductor applications engineer, shows

## CREATIVE COMPUTING PRESS HAS THE BOOKS YOUR CUSTOMERS NEED!

Everybody who buys a computer needs information... and looks to books for in-depth instruction. Creative Computing Press, one of America's largest computer book publishers, has a complete line of microcomputer books you can sell in your store. Send for our free book catalog today!



ROBERT GALES, Sales Manager  
One Park Avenue, 12th Floor  
New York, NY 10016  
(212) 725-7006

### AMAZING DEVICES

**LASERS**

- RUBY LASER RAY GUN** — Intense visible red beam, burns and welds the hardest metals. HAZARDOUS device. Kits available. RUB3 PLANS includes part sources \$15 00
- CARBON DIOXIDE BURNING AND CUTTING LASER** — produces a continuous beam of energy. HAZARDOUS device — Kits available. LC5 PLANS includes part sources \$15 00
- VISIBLE LASER LIGHT GUN** — produces intense red beam for special effects and other various optical applications. Hand held enclosure houses batteries. LGU3 PLANS \$10 00 LGU3K KIT/PLANS (minus tube) \$99 50
- IR PULSED LASER RIFLE** — produces 15 30 watt pulses at 1000A at 200 2000 per second. LRG3 PLANS \$10 00 LRG3K KIT/PLANS (minus diode) \$119 50
- BEGINNER POCKET LASER** — visible red simulated device produces an excellent monochromatic source of light. LHC/ PLANS \$5 00 LHC2K KIT/PLANS \$24 50

**PHASORS**

- HIGH ENERGY VARIABLE AND PROGRAMMABLE PAIN FIELD GENERATORS REQUIRE NO CONTACT** — Recently developed device produces directional fields of moderate to high SPL capable of producing intense pain and discomfort. HAZARDOUS IF NOT USED WITH DISCRETION. SOLD FOR ANIMAL CONTROL — MAY BE USED IN CERTAIN INSTANCES TO DISCOURAGE UNWANTED ENCOUNTERS. PPF/ VAR PLANS \$15 00 PPFK KIT/PLANS \$175 00
- PSP3 VAR HAND HELD PLANS \$7 00 PSP3K KIT/PLANS \$44 50**
- PHASOR BURNING WAND** — capable of burning flesh generates 3500 volts of continuous DC power. PSW3 PLANS \$8 00 PSW3K KIT PLANS \$59 50
- PARALYZING SHOCKING WAND** — produces 100,000 watt pulses of stunning power. PG1W PLANS \$10 00 PG1WK KIT PLANS \$79 50

**SECURITY**

- SNOOPER PHONE** — allows user to call his premises and listen in without the phone ever ringing. SNP2 PLANS \$7 00 SNP2K KIT PLANS \$49 50
- LONG RANGE WIRELESS MIKE** — miniature device clearly transmits over 1 mile. FBT9 PLANS \$7 00 FBT9K KIT PLANS \$34 50
- WIRELESS TELEPHONE TRANSMITTER** — long range all automatic undetectable. VVPM5 PLANS \$7 00 VVPM5K KIT/PLANS \$34 50
- TALK AND TELL** — clearly and automatically records both sides of a telephone conversation when phone is being used. TAT2K KIT PLANS \$14 50 TAT20 READY TO USE \$24 50

Our order phone is available 24 HOURS 7 DAYS A WEEK  
Write for FREE catalog of our many products  
We accept Master Charge or Visa. Please allow 10% for shipping. On orders OVER \$50.00 WE PAY freight.  
**SEND TO SCIENTIFIC SYSTEMS**  
DEPT 01 P O BOX 716 AMHERST NH 03031  
OR CALL FOR ORDERING ONLY 1 603 673 4730

**NOW!** GET IBM-PC Capacity at a Fraction of IBM's Price!

New NETRONICS 16 Bit EXPLORER 88-PC Kit  
Starts at Just \$399.95 - Accepts All IBM Peripherals.

It's true! Now you can enjoy the power of the Intel 8088—the same microprocessor which powers the IBM-PC—and run any program compiled for the IBM-PC...starting at only \$399.95!

Take this easy, low cost way to learn 16-bit technology! Two-board system features:

- 8088 mother board with 5-slot expansion bus; accepts any hardware designed for IBM-PC; and
- 64K memory board, expandable to 256K; with IBM compatible RS232 communications port.

Any disk-operating system which works on the IBM will work directly on the EXPLORER 88-PC, and all programs compiled for the IBM will run on it.

The system monitor ROM included in the Starter system features a user-friendly operating system that allows easy program generation and debugging. The commands include display/modify memory...display/modify registers...input/output data to I/O ports...block moves...single-step trace mode...go/run with optional breakpoint and register reports...cassette load/save with file labels...plus a complete system test program that tests and reports condition of ROM, RAM, cassette interface, timer, DMA controller, interrupt controller, and the communications port. These test programs not only allow easy debugging of software but they serve as hardware and software learning tools.

The EXPLORER 88-PC STARTER KIT includes a mother board, memory/I/O board, all components needed, sockets for IC's used, one 62-pin bus connector and complete assembly/test instructions. All you need is a soldering iron, solder, a power supply, and a standard RS232 terminal (Netronics has 2 low-cost ones to choose from).

Explorer 88-PC Starter Kit...\$399.95 + 10.00 p&i

- wired & tested, add \$100.00
- Extra 62-pin connectors at \$4.25 ea. + 1.00 p&i.

Use your own terminal with the EXPLORER 88-PC or, if you plan to expand it to be fully IBM compatible, we offer our IBM compatible keyboard and an IBM compatible color graphics board (only available wired and tested).

- IBM compatible keyboard...\$299.95 + 10.00 p&i.
- IBM compatible color board...\$299.95 + 10.00 p&i.
- Additional ROM required...\$35.00.

Set your own pace! Invest and learn, at the rate YOU want! Add to your EXPLORER 88-PC: Deluxe heavy-duty steel cabinet that houses either two 5 1/4" floppies or a 5 1/4" hard disk with one floppy. This cabinet features a brush-finish front panel and a wood-grained sleeve.  EXPLORER 88-PC Cabinet...\$199.95 + 18.00 p&i.

A heavy-duty open frame power supply with fan that can be used in your own cabinet or installed into the Netronics cabinet is available as follows:

- 10 amp power supply for system + 2 floppies...\$149.95 + 8.00 p&i.
- As above + extra power for 1 hard disk...\$169.95 + 8.00 p&i.
- IBM compatible disk controller board. Controls four 5 1/4" floppy drives (w/2 drive cables). Available wired and tested only...\$250.00 + 8.00 p&i.
- Monitors and BIOS source listings: available on either disk or hard copy at \$35.00. Please specify format and system required.
- INTEL 8086/8088 user manual...\$15.00 + 1.50 p&i
- THE 8086 BOOK by RECTOR & ALEX...\$16.00 + 1.50 p&i.

Special IBM compatible system: with keyboard, color graphics board, floppy disk controller, 64K RAM, cabinet, standard power supply and a single 5 1/4" floppy drive...\$1899.95 + 25.00 p&i.

IBM compatible hard disks, built-in modern board, erom burner, print buffer system plus more will be available shortly.

Over 100 EXCLUSIVE Products and Kits—including the 'Speak Easy' universal voice synthesizer, a Diagnostic card with built-in logic probe for the IBM-PC, terminals, monitors, the ELF and EXPLORER 85 computers, and much more, are described in our upcoming catalog. It's yours FREE if you check here

For Canadian orders please double the amount of p&i shown. IBM-PC is a registered trademark of IBM Corporation.

"p&i" stands for "postage and insurance".

CALL TOLL FREE 1-800-243-7428 for Charge Card Orders.  
In Conn., call 203-354-9375. Conn. res. add sales tax.  
TO ORDER BY MAIL, CHECK BOXES FOR PRODUCTS DESIRED AND MAIL ENTIRE AD TO:

**NETRONICS R & D LTD.**  
333 Litchfield Rd., New Milford, CT 06776

Amount enclosed  
Acct. No. \_\_\_\_\_  
Signature \_\_\_\_\_  
PRINT NAME \_\_\_\_\_  
Address \_\_\_\_\_ City \_\_\_\_\_ State \_\_\_\_\_ Zip \_\_\_\_\_

OR Charge my  VISA  MASTERCARD  
Exp. Date \_\_\_\_\_

how the current transferred through  $C_F$  to the output of the integrator is  $V_{in} C_{in}$  divided by the clock period or  $V_{in} C_{in}$  times the clock frequency,  $F_{clk}$ . Therefore, the effective resistance of  $C_{in}$  is the reciprocal of  $C_{in} F_{clk}$ . In other words, the effective resistance of  $C_{in}$  can be varied simply by altering the clock frequency. The time constant of the circuit is  $C_F/C_{in} F_{clk}$ .

Since the switched capacitor integrator employs on-chip capacitors, you may be wondering why its performance is better than a standard integrator with external RC components. The reason is that the time constant of the switched capacitor integrator is entirely dependent upon the ratio of  $C_{in}$  and  $C_F$ , both of which are fabricated on the same die and thus have precisely controlled dimensions and values.

Incidentally, Tim Regan notes in his paper that the integrators in the MF-10 are noninverting. This requires a somewhat more complex switching arrangement than that shown in Fig. 11B wherein both sides of  $C_{in}$  are alternately switched. As shown in Fig. 11C, first the upper and lower sides of  $C_{in}$  are switched, respectively, to  $V_{in}$  and ground. Then the upper and lower sides of  $C_{in}$  are switched, respectively, to ground and  $C_F$ . This reverses the polarity of the charge on  $C_{in}$  that's applied to  $C_F$ , thereby preserving the polarity of  $V_{in}$  at the integrator's output.

For additional details about how the MF-10 works, see the application note for this chip and Tim Regan's paper. We'll now look at some practical aspects of using the MF-10 and experiment with an MF-10 in a typical circuit.

**Using the MF-10.** Figure 12 shows a simplified block diagram of one of the

filters in an MF-10 and the pin outline for the actual chip. The MF-10 application note describes in detail the function of each pin. What follows is a brief summary.

LP, BP, N/AP/HP are, respectively, the lowpass, bandpass, notch/allpass/highpass outputs of each filter.

INV is the inverting input of each filter. S1 is used as a signal input pin when the filter is in the allpass mode.

$S_{A/B}$  activates the internal switch that connects the input of the filter's second summer amplifier (see Fig 13) to analog ground AGND ( $S_{A/B} = \text{low}$ ) or the lowpass output ( $S_{A/B} = \text{high}$ ).

$V_{+A}$  and  $V_{+D}$  are the analog and digital positive supply pins. They can be interconnected if desired. They should be bypassed with a capacitor (two if separate supplies are used).

$V_{-A}$  and  $V_{-D}$  are the analog and digital negative supply pins.

$L_{SH}$  is the level shift pin. It allows the user to use the MF-10 with a variety of power-supply and clock voltages. For example, when powered by a dual  $\pm 5V$  supply and driven by a CMOS clock ( $\pm 5V$ ), the  $L_{SH}$  pin should be tied to ground or  $V_{-A}$ ,  $V_{-D}$ .

CLK is the clock input to each filter. The clock should have a duty cycle of close to 50% for optimum results.

50/100/CL determines the ratio of clock frequency to filter center frequency (50:1 when high and 100:1 when at analog ground).

AGND is the analog ground pin.

**Sample:**

$V_{+A}$  and  $V_{+D}$  are the analog and digital positive supply pins. They can be interconnected if desired. They should be bypassed with a capacitor (two if separate supplies are used).

$V_{-A}$  and  $V_{-D}$  are the analog and digital negative supply pins.

Again, be sure to refer to the MF-10 application note for additional information about these pin functions. The explanations given are but brief summaries.

**A Tunable Lowpass/Bandpass/Notch Filter.** Figure 14 is the circuit for a straightforward LP/BP/N filter made from one-half an MF-10 and an external clock. The clock is made from two inverters in a 4049. Its frequency, and thus the frequency response of the MF-10, can be altered by changing  $R_5$ 's setting. Incidentally, while you may have often seen in this column simple oscillators such as this made from two NAND gates in a 4011, be sure to use the 4049 in this circuit. The 4011 may not oscillate at  $V_{DD} = +5V$ . (If you must use the 4011, try buffering its output with a third gate.)

The MF-10 is connected in what the application note calls the Mode 1 configuration. At least eight other modes are available. Some of the circuit's key parameters are defined in Fig. 13. The circuit is extremely easy to use. The only significant constraints are to observe power supply limits and CMOS handling precautions. Otherwise, operating the circuit is a snap.

For example, with the other values given in Fig. 13, the LP gain is  $-0.1$  (near  $f_0 = 0$  Hz), the BP gain is  $-1$  (at

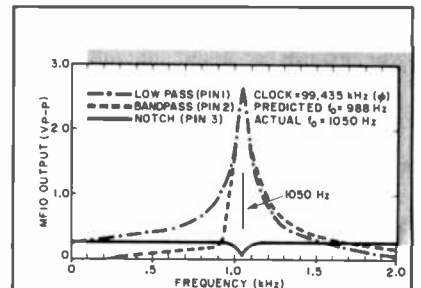


Fig. 14. Response of MF-10 (mode 1— at clock frequency of 99.435 kHz.

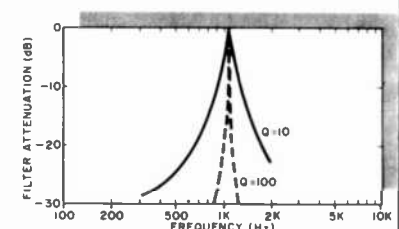


Fig. 15. Logarithmic plot of the same bandpass curve as shown in Fig. 14.

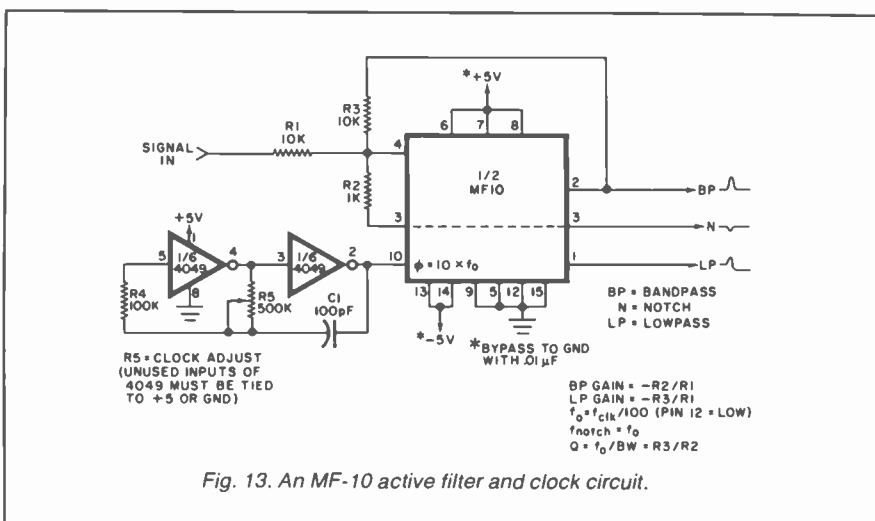


Fig. 13. An MF-10 active filter and clock circuit.

$f_0$ ), and the BP/notch Q is 10. The circuit can easily be tuned out to a maximum  $f_0$  of 30 kHz simply by altering the clock frequency (where the ratio of clock frequency-to- $f_0$  is approximately 100:1). The gain and Q values can easily be altered by changing the resistors.

When the clock frequency of the test circuit was 99.435 kHz, I measured a  $f_0$  for the bandpass and notch outputs of 1050 Hz. This is outside the clock-to- $f_0$  ratio specified for the MF-10. The rounded clock-to- $f_0$  ratios (pin 12) are 50:1 and 100:1. The actual ratios given in the data sheet are 49.94:1 and 99.35:1. In both cases and depending upon the grade of the chip, the actual ratios have a typical and maximum tolerance range of, respectively,  $\pm 0.2$  and  $\pm 1.5\%$ .

My tests, made on successive days with careful attention to detail, gave a ratio of 94.7:1 (pin 12 low). I therefore tried two additional MF-10's and obtained almost exactly the same results. While I cannot account for the apparent discrepancy in clock-to- $f_0$  ratio, the three MF-10's exhibited virtually identical tolerances.

Figure 14 is a plot superimposing on a linear scale the LP, BP and notch frequency response of the circuit in Fig. 13. The bandpass and notch curves appear quite normal, but the lowpass curve peaks sharply at  $f_0$ . This apparent anomaly results from the LP output being programmed by  $R3/R1$  for a gain of  $-0.1$  at  $f = 0$  Hz. This means the LP output should approximate the  $-0.26$  V peak-to-peak at  $f = 0$  Hz when  $V_{in}$  is 2.6 V peak-to-peak. Figure 14 confirms this is indeed the case.

Recall that frequency response curves for active filters are normally plotted on a logarithmic scale. Figure 15 is a log plot of the bandpass response in Fig. 14. The dashed plot represents the bandpass when the Q was increased from 10 to 100 by reducing  $R2$  to 100 ohms. Both of these plots as well as the linear scale plots in Fig. 14 are based upon actual measurements.

**Going Further.** While exceptionally versatile and easily tuned, the multipurpose filter in Fig. 13 is only one of several ways you can use the MF-10. Another way it can be operated is in a noninverting mode, or it can be configured for simultaneous highpass, bandpass and lowpass filtering. Indeed, the versatility and operating simplicity of this filter convince me that such filters will soon obsolete shelves of conventional active filter books, design notes, and computer programs.  $\diamond$

# ENGLISH BROADCASTS Audible in No. A M E R I C A

By Glenn Hauser

TIME <sup>1</sup> EST	TIME UTC/GMT	STATION	QUAL. <sup>2</sup>	FREQUENCIES, kHz <sup>3</sup>
4:00-4:15 a.m.	0900-0915	BBC	A	15070, 11955, 11750, 9640, 9510, 6195
4:00-4:30 a.m.	0900-0930	R. Japan*	B	15195, 9505
4:00-5:30 a.m.	0900-1030	R. Australia	B	15115
4:00-5:00 a.m.	0900-1000	AFRTS, Los Angeles	A	9590, 9530, 6030
4:00-6:00 a.m.	0900-1100	R. Oman	D	11890, 9735
4:15-6:00 a.m.	0915-1100	BBC	C	17790, 15070, (21660 from 1030), 11750, 9740, 6195
4:30-5:20 a.m.	0930-1020	V. of Germany	C	17800, 17780, (21660 from 1030), 11750, 9740, 6195
4:45-5:15 a.m.	0945-1015	UN Radio	B	13860, 9565 (Sat.)
5:00-5:05 a.m.	1000-1005	R. Netherlands	A	9510, 6020
5:00-5:30 a.m.	1000-1030	V. of Vietnam	C	12036, 10080
5:00-fade (-)	1000-	Falkland Is. Broadcasting Station	C	3958
5:00-6:00 a.m.	1000-1100	R. Korea	C	5975
5:00-6:00 a.m.	1000-1100	All India Radio	C	17875, 17705, 17387, 15350, 15205
5:00-6:00 a.m.	1000-1100	AFRTS, Los Angeles	A	11805, 9700, 9590, 9530, 6030
5:00-fade out	1000-	R. Australia	B	6045, 5995
5:00-8:00 a.m.	1000-1300	WRNO, New Orleans	A	9715 (not all Eng.)(Sun.)
5:00-11:02 a.m.	1000-1602	ABC, Perth	B	9610, 6140
5:00 a.m.-6:00 p.m.	1000-2200	R. Moscow (via Cuba)	EE	11840
5:10-12:00 a.m.	1010-1700	V. of Nigeria	C	15120
5:30-6:30 a.m.	1030-1130	Sri Lanka Br. Corp.	C	17850, 15120, 11835 (not all Eng.)
5:58-8:00 a.m. (+)	1058-1300	CBC Northern Service	C	9625, 6065 (not all Eng.)
6:00-6:25 a.m. (+)	1100-1125	R. Finland	C	15400, 17800 (exc. Sun.)
6:00-6:30 a.m.	1100-1130	R. Japan	BE	9505, 15195
6:00-6:30 a.m.	1100-1130	V. of Vietnam	C	12036, 10080
6:00-6:30 a.m.	1100-1130	Kol Israel	C	17630, 15605, 15585, 13745
6:00-6:56 a.m.	1100-1156	R. RSA	C	25790, 21535, 15220
6:00-7:00 a.m.	1100-1200	R. Korea	C	9750, 15575
6:00-7:00 a.m.	1100-1200	R. Malaysia, Sarawak	EE	4950
6:00-7:00 a.m.	1100-1200	V. of Asia, Taiwan	C	5980 (Sun. 1030-1040)
6:00-7:50 a.m.	1100-1250	R. Pyongyang	C	9977, 9745
6:00-8:00 a.m.	1100-1300	AFRTS Los Angeles	A	6030
6:00-8:00 a.m.	1100-1300	VOA	E	21840, 11715, 9760, 9565, 6110
6:00-8:30 a.m.	1100-1300	TWR-Bonaire	A	11815 (Sat. & Sun. 1100-1330)
6:00-8:00 a.m.	1100-1300	R. Australia	A	9580
6:00-8:30 a.m.	1100-1330	BBC	A/B	25650, 21710, 21660, 21550, 21470, 17790, 15070, 11775, 11750, 9740, 9510, 6195
6:00-9:00 a.m.	1100-1400	4VEH, Haiti	C	11835, 9770
6:00-12:00 a.m.	1100-1700	AFRTS, Los Angeles	A	15430, 15330, 11805, 9700
6:15-6:30 a.m.	1115-1130	Vatican Radio	C	21485, 17840
6:30-6:55 a.m.	1130-1155	RR1, Yogyakarta	C	5047
6:30-6:55 a.m.	1130-1155	R. Nacional, Angola	D	11955, 9535 (Mon.-Fri.)(irreg.)
6:30-7:10 a.m.	1130-1210	R. Polonia	DD	17865, 11840, 9525
6:30-7:30 a.m.	1130-1230	R. Thailand	DD	11905, 9655 or 9650
6:45-7:15 a.m.	1145-1215	R. Malaysia Sabah	C	5980, 4970
7:00-7:15 a.m.	1200-1215	V. Of Kampuchean People	C	11938, 9694 (vary)
7:00-7:20 a.m.	1200-1220	Vatican Radio	B	21485, 17840, 21725, 17865
7:00-7:25 a.m. (+)	1200-1225	R. Canada International	A	17820, 15440, 11955, 11855, 9650 (Mon.-Fn.)
7:00-7:25 a.m. (+)	1200-1225	R. Finland	B	15400, 17800 (not Sun.)
7:00-7:30 a.m.	1200-1230	R. Tashkent	C	15460, 11785, 9715, 9650, 5950
7:00-7:35 a.m.	1200-1235	R. Ulan Bator	C	12070, 6383 (not Sun.)
7:00-7:55 a.m.	1200-1255	R. Beijing	B	15520, 15525, 15180, 11900
7:00-9:30 a.m.	1200-1430	HCJB, Ecuador	A	26020, 17890, 15115, 11740
7:30-7:55 a.m.	1230-1255	R. Tirana	J	11980, 9515
7:30-7:57 a.m.	1230-1257	Austrian R.	J	15185
7:30-8:00 a.m.	1230-1300	R. Bangladesh	DD	15282 (variable)
7:30-8:15 a.m.	1230-1315	V. of Germany	C	21600, 17800, 17765
7:30-8:15 a.m. (+)	1230-1315	R. Berlin International	C	21465
7:30-9:30 a.m.	1230-1430	SLBC, Sri Lanka	C	15425, 9720
7:30-9:25 a.m. (+)	1230-1425	R. Finland	C	17800, 15400 (Sun.)
7:35-7:45 a.m.	1235-1245	V. of Greece	C	17910, 15205, 11645 (Mon.-Sat.)
8:00-8:25 a.m. (+)	1300-1325	R. Finland	C	25950, 15400 (Mon.-Sat.)
8:00-8:30 a.m.	1300-1330	R. Bucharest	C	17850, 15250, 11940
8:00-8:30 a.m.	1300-1330	R. Norway	C	25730, 25015 (Sun.)
8:00-8:45 a.m.	1300-1345	R. Japan	B	9505
8:00-9:00 a.m.	1300-1400	VOA	A	21840, 15205, 11715, 9760, 9565
8:00-9:00 a.m.	1300-1400	R. Australia	C	9770
8:00-10:00 a.m.	1300-1500	WYFR	A	9535
8:00-10:00 a.m. (+)	1300-1500	WRNO, New Orleans	A	11940 (Sun.) (not all Eng.)
8:00-10:55 a.m.	1300-1555	R. Beijing	C	17700, 15225, 11900, 11600

**TOLL FREE ORDERS • 1-800-826-5432**

AK, HI, CA OR INFORMATION • (213) 380-8000

**MINIATURE 6 VDC RELAY**



SUPER SMALL SPOT RELAY GOLD COBALT CONTACTS

RATED 1 AMP AT 30 VDC. HIGHLY SENSITIVE. TTL DIRECT DRIVE POSSIBLE. OPERATES FROM 4.3 TO 6 V. COIL RES 220 OHM

1 3/16" • 13/32" • 7/16" AROMAT # RSD-6V \$1.50 EACH 10 FOR \$13.50

**13 VDC RELAY**



CONTACT SPNC 10 AMP @ 120 VAC ENERGIZE COIL TO OPEN CONTACT

COIL 13 VDC 650 OHMS

**SPECIAL PRICE \$1.00 EACH**

**KEY ASSEMBLY 5 KEY**



\$1.00 EACH

CONTAINS 5 SINGLE-POLE NORMALLY OPEN SWITCHES MEASURES 3 3/4" LONG

**120V INDICATOR**



NEON INDICATOR RATED 120 V 1/3 W MOUNTS IN 5/16" HOLE RED LENS

75¢ EACH 10 FOR \$7.00 100 FOR \$65.00

**6 KEY**



\$1.25 EACH

CONTAINS 6 SINGLE-POLE NORMALLY OPEN SWITCHES MEASURES 4 1/4" LONG

**L.E.D.'S STANDARD JUMBO DIFFUSED**


RED 10 FOR \$1.50  
GREEN 10 FOR \$2.00  
YELLOW 10 FOR \$2.00

**FLASHER LED 5 VOLT OPERATION RED JUMBO SIZE \$1.00 EACH**

**BIPOLAR LED 2 FOR \$1.70**


**LED HOLDERS TWO PIECE HOLDER FOR JUMBO LED 10 FOR 65¢ 200 FOR \$10.00**

**METERS 1 MA**



2 5/16" SQUARE PANEL METER MOUNTS IN 2 1/8" HOLE \$5.50 EACH

**0 - 15 V.D.C.**



THIS 2-1/4" SQUARE METER MEASURES 0-15 VDC \$4.50 EACH

**LED HOLDERS TWO PIECE HOLDER FOR JUMBO LED 10 FOR 65¢ 200 FOR \$10.00**

**POWER SUPPLY W/ PRE-AMP**



THIS SUPPLY WAS USED TO POWER AN 8 TRACK/CASSETTE UNIT IT WILL SUPPLY APPROX 18 VDC AND INCLUDES A SMALL PRE-AMP TO BOOST SIGNAL LEVEL RCA PLUGS FOR LINE IN/OUT


\$4.50 EACH

**SEND FOR FREE 40 PAGE CATALOG!**

**COMPUTER GRADE CAPACITORS**


1700 mfd. 150 VDC \$2.00  
2 1/2" DIA • 4 3/4" HIGH  
3,600 mfd. 40VDC \$1.00  
1 3/8" DIA • 3" HIGH  
6,400 mfd. 60 VDC \$2.50  
1 3/8" DIA • 4 1/4" HIGH  
18,000 mfd. 75 VDC \$4.00  
2 1/2" DIA • 4 1/2" HIGH  
22,000 mfd. 15 VDC 2" DIA • 2 1/2" HIGH \$2.00  
22,000 mfd. 40 VDC 2" DIA • 6" HIGH \$3.00  
24,000 mfd. 30 VDC 1 3/4" DIA • 4" HIGH \$3.50  
31,000 mfd. 15 VDC 1 3/4" DIA • 4" HIGH \$2.50  
72,000 mfd. 15 VDC 2" DIA • 4" HIGH \$3.50  
180,000 mfd. at 6V 2 1/2" DIA • 4 1/2" HIGH \$1.50  
CLAMPS TO FIT CAPACITORS 50¢ ea.

**TRANSFORMERS 120 volt primaries**



5.6 VOLTS at 750 MA \$3.00  
6 VOLTS at 150 MA \$1.25  
16.5 V. at 3 AMPS \$6.50  
18 V at 850 MA \$3.50  
18 VOLTS at 1 AMP \$4.50  
18 V.C.T. at 2 AMP \$5.50  
24 VOLTS at 250 MA \$2.50  
24 VCT at 1 AMP \$4.50  
42 V.C.T. at 1.2 AMP \$4.50

**DC WALL TRANSFORMER**



ALL ARE 115 VAC PLUG IN

4 VDC at 70 MA \$2.50  
9 VDC at 225 MA \$3.50  
18.5 VAC at 10 VA \$3.00  
18 VAC at 500 MA \$4.00  
22 VDC at 60 MA \$2.50

**MINIATURE TOGGLE SWITCHES ALL ARE RATED 5 AMPS @ 125 VAC**

**S.P.D.T. (on-on)**



P.C. STYLE NON-THREADED BUSHING 75¢ EACH 10 FOR \$7.00

**S.P.D.T. (on-on)**



SOLDER LUG TERMINALS \$1.00 EACH 100 FOR \$80.00

**S.P.D.T. (on-off-on)**



SOLDER LUG TERMINALS \$1.00 EACH 100 FOR \$80.00

**S.P.D.T. (on-off-on)**



P.C. STYLE NON-THREADED BUSHING 75¢ EACH 10 FOR \$7.00

**S.P.D.T. (on-on)**



P.C. LUGS THREADED BUSHING \$1.00 EACH 10 FOR \$9.00 100 FOR \$80.00

**D.P.D.T. (on-on)**



SOLDER LUG TERMINALS \$2.00 EACH 10 FOR \$19.00 100 FOR \$180.00

**... ENGLISH BROADCASTS**

8:00-10:57 a.m. 1300-1557 R. RSA  
8:00-11:00 a.m. (+) 1300-1600 R. Canada International  
8:00 a.m.-6:00 p.m.(+) 1300-2300 CBC Northern Service

8:15-8:45 a.m. 1315-1345 Swiss R. International  
8:30-9:00 a.m. 1330-1400 R. Nationale, Laos  
8:30-9:20 a.m. 1330-1420 R. Nederland  
8:30-9:30 a.m. 1330-1430 V. of Vietnam  
8:30-10:00 a.m. 1330-1500 All India R.  
8:30-11:00 a.m. 1330-1600 BBC

8:30-11:00 a.m. 1330-1600 R. Malaysia Sabah  
8:30 a.m.-fade 1330- R. Australia  
8:57-11:55 a.m. 1357-1655 V. of Philippines  
9:00-9:25 a.m. (+) 1400-1425 R. Finland  
9:00-9:30 a.m. 1400-1430 KTWR, Guam  
9:00-9:30 a.m. 1400-1430 R. Norway  
9:00-9:30 a.m. 1400-1430 R. Sweden  
9:00-9:30 a.m. 1400-1430 V. Rev. Party, N. Korea  
9:00-9:30 a.m. 1400-1430 R. Tashkent

9:00-9:35 a.m. 1400-1435 R. Ulan Bator  
9:00-9:45 a.m. 1400-1445 BRT, Belgium  
9:00-10:00 a.m. 1400-1500 R. Korea  
9:00-10:00 a.m. 1400-1500 R. Malaysia Sarawak  
9:00-10:00 a.m. 1400-1500 VOA

9:00-12:30 a.m. 1400-1730 R. Australia  
9:30-9:45 a.m. 1430-1445 Vatican Radio  
9:30-10:00 a.m. (+) 1430-1500 R. Yugoslavia  
9:30-10:00 a.m. 1430-1500 R. Veritas Asia  
9:30-10:25 a.m. 1430-1525 R. Nederland  
9:30-10:30 a.m. 1430-1530 HCJB, Ecuador  
9:30-11:00 a.m. 1430-1600 Burma Br. Ser.  
9:30 a.m.-5:00 p.m. 1430-2200 UN Radio

9:35-10:20 a.m. 1435-1520 R. Nepal  
9:45-10:20 a.m. 1445-1520 R. Ulan Bator  
10:00-10:30 a.m. 1500-1530 V. of Asia, Taiwan  
10:00-10:45 a.m. 1500-1545 R. Japan  
10:00-10:50 a.m. 1500-1550 V. of Germany  
10:00-11:00 a.m. 1500-1600 V. of Indonesia  
10:00-11:00 a.m. 1500-1600 VOA

10:00-11:00 a.m. 1500-1600 V. of Rev. Ethiopia  
10:00-11:00 a.m. 1500-1600 FEBA, Seychelles  
10:00-11:00 a.m. 1500-1600 V. of Nigeria  
10:00-11:00 a.m. 1500-1600 KTWR, Guam  
10:00-11:00 a.m. 1500-1600 BBC  
10:00-12:00 a.m. (+) 1500-1700 WRNO, New Orleans  
10:00-12:30 a.m. 1500-1730 BSHKJ, Jordan  
10:00 a.m.-6:00 p.m. 1500-2300 WYFR, Family Radio  
10:30-11:00 a.m. 1530-1600 Swiss R. International  
10:35-10:45 a.m. 1535-1545 V. of Greece  
10:45-11:00 a.m. 1545-1600 Vatican Radio  
10:45-11:00 a.m. 1545-1600 R. Canada International  
-11:00 a.m. -1600 SBC, Singapore

11:00-11:15 a.m. 1600-1615 R. Pakistan  
11:00-11:30 a.m. 1600-1630 R. Norway  
11:00-11:30 a.m. 1600-1630 R. Portugal  
11:00-11:30 a.m. 1600-1630 V. of Vietnam  
11:00-12:00 a.m. 1600-1700 R. Korea  
11:00-12:00 a.m. 1600-1700 VOA

11:00-12:00 a.m. 1600-1700 R. France Int'l

11:00 a.m.-12:30 p.m. 1600-1730 VOA to Africa

11:00 a.m.-12:45 p.m. 1600-1745 BBC  
11:15-12:00 a.m. 1615-1700 UAE Radio, Dubai  
11:15 a.m.-12:45 p.m. 1615-1745 BBC to Africa  
11:45-12:00 p.m. 1645-1700 R. Canada International  
11:45-12:45 p.m. 1645-1745 R. Pakistan  
12:00-12:30 p.m. 1700-1730 R. Japan  
12:00-12:30 p.m. 1700-1730 R. Norway  
12:00-1:00 p.m. 1700-1800 AFRTS, Los Angeles  
12:00-3:00 p.m. 1700-2000 4VEH, Haiti  
12:00-3:00 p.m. 1700-2000 WRNO, New Orleans  
12:00-4:00 p.m. 1700-2100 BSK Saudi Arabia  
12:00-2:00 p.m. 1700-1900 VOA

12:30-1:00 p.m. 1730-1800 VOA to Africa

12:45-3:00 p.m. 1745-2000 BBC

12:45-5:30 p.m. 1745-2230 All India R.  
1:00-1:15 p.m. 1800-1815 Kol Israel  
1:00-1:30 p.m. 1800-1830 R. Canada International

1:00-1:30 p.m. 1800-1830 V. of Vietnam  
1:00-2:00 p.m. 1800-1900 V. of Nigeria  
1:00-4:00 p.m. 1800-2100 R. Kuwait  
1:00-4:00 p.m. 1800-2100 AFRTS, Los Angeles  
1:00-5:00 p.m. 1800-2200 VOA to Africa

1:15-1:45 p.m. 1815-1845 Swiss R. International  
1:15-2:00 p.m. (+) 1815-1900 BRT, Belgium  
1:30-1:40 p.m. 1830-1840 UN Radio

1:30-1:57 p.m. 1830-1857 Austrian Radio  
1:30-2:00 p.m. 1830-1900 V. of Revolution, Guinea

2:00-2:30 p.m. 1900-1930 R. Norway  
2:00-2:30 p.m. 1900-1930 V. of Vietnam  
2:00-2:30 p.m. 1900-1930 R. Canada International

C 25790, 15220, 9585  
A 17820, 15240, 11955 (Sun.)  
C 23440, 11720, 9625 (not all Eng.)

B 21570, 21520, 17830, 17785, 15305  
C 7020 (varies)  
C 17605, 11835  
C 15010, 10040  
C 15335, 11810  
B-C 21710, 21660, 21550, 21470, (to 1430), 17790, 15400 (from 1430), 15070, 11750

C 5980, 4970  
B 6060  
D 9578 (Sun.-1556)(not all Eng.)  
C 17800, 15400 (Mon.-Sat.)  
C 9510  
C 17840, 15175 (Sun.)  
C 17790  
D 4557, 4109  
C 15460, 11785, 9715, 9650, 5950

C 12070, 7235 (not Sun.)  
C 21815, 17610 (Mon.-Fri.)  
C 9750, 15575  
C 7160, 4950  
A 26040, 21840, 15205, 11715, 9760, 9585, 6110

C 9770, 9710  
C 17865 (not Sun.)  
C 15300, 15240  
C 15105, 11955  
B 21480, 17605, 11735  
A 26020, 17890, 15115  
D 5985, 5040  
A 21670, 21625, 15410, 15120 (when in session)

D 3230, 7105 or 9589  
C 17780, 7235 (not Sun.)  
D 5980 (not Sun.)  
C 9505, 11815  
C 21600  
C 11790  
A 26040, 21840, 15205, 9760, 9585, 6110

D 9560  
C 11895, 15325  
C 11770 (varies)  
C 9510  
B 9515, 15260 (Sat., Sun.)  
A 15140 (Sun.) (not all Eng.)  
D 9560

A 11830, 9535, (not all Eng.)  
C 21570, 17830, 15125  
C 17910, 15055, 11645 (Mon.-Sat.)  
C 17730  
A 15325, 17820 (Mon.-Sat.)  
C 11940, 6120, 5052, 5010 (fade-in time varies)

C 21486, 17660, 17640, 15565, 15530  
C 25730, 21700, 17830 (Sun.)  
C 21645 (not Sun.)  
C 15010, 10040  
C 9870, 7550  
A 26040, 21840, 15430, 15205, 9760

12030, 11900, 11720  
B 21685, 21620, 21580, 17795, 17620, 15315, 15300  
A 26040, 26000, 21485, 19480-LSB, 17870, 15600, 15410

B 21710, 15260, 15070, 9515  
B 21655, 17775, 15300†  
C 17755  
A 17820, 15325  
C 15545†, 11672  
C 9505, 11815  
C 25730, 17715, 15205 (Sun.)  
A 15430, 15345, 15330, 11805  
C 11835, 9770 (Sun.)  
A 15420 (not all Eng.)  
C 11850 (varies)

B 21840, 17785, 15580, 15430, 15205, 11760  
A 26040, 26000, 21485, 19840-LSB, 17870, 15877.5-LSB, 15600, 15410  
C 15400, 15070, 12095, (21710 to 1830)

C 11620  
C 17585, 13725, 11610  
A 17820, 15260 (Sat. & Sun. 1800-1900)  
C 15010, 10040  
C 12050, 11960, 11900, 11700  
C 15120, 17800  
C 11675

A 17765, 15430, 15345, 15330, 11805  
A 26040, 26000, 21660, 21485, 19840-LSB, 17870, 15877.5-LSB, 15600, 15410  
C 17850, 17830, 15415, 15125  
C 17595†  
A 21710, 20060-SSB, 18782.5-SSB, 15360, 15120 (Fri.)

C 15560, 17770 (Sun. from 1805)  
C 15309 (varies) 9650 (Mon., Wed. and Fri.) (irregular)  
C 17840, 17715, 15205 (Sun.)  
C 15010, 10040  
A 17820, 15260 (Mon.-Fri.)

**ALL ELECTRONICS CORP.**

905 S. VERMONT • P.O. BOX 20406 • LOS ANGELES, CA 90006

• QUANTITIES LIMITED • FOREIGN ORDERS  
• MINIMUM ORDER \$10.00 • INCLUDE SUFFICIENT SHIPPING  
• USA: \$2.50 SHIPPING • CALIF. RES. ADD 5%  
• NO C.O.D.

CIRCLE NO. 3 ON FREE INFORMATION CARD

# OPERATION ASSIST

2:00-2:30 p.m.	1900-1930	R. Canada International	A	17875, 15325, 11825 (Sat. & Sun, 1900-2000)
2:00-2:30 p.m.	1900-1930	R. Afghanistan	C	15077 (varies), 11755, 9665
2:00-2:45 p.m.	1900-1945	R. Japan	C	15300, 11815
2:00-3:00 p.m.	1900-2000	H.C.J.B. Ecuador	C	26020, 21477.5, 17790†
2:00-5:00 p.m.	1900-2200	VOA	A	21840, 17785, 15580, 15430, 15205, 11760
2:30-3:00 p.m.	1930-2000	UN Radio	A	21710, 20060-SSB, 18782.5-SSB, 15360, 15120 (Fri.)
2:30-3:20 p.m.	1930-2020	V. of Germany	C	17705, 15150
2:30-3:30 p.m.	1930-2030	V. of Iran	C	9022, 11930 or 9770
2:45-4:15 p.m.	1945-2115	R. Free Grenada	C	15104 (time varies and irregular)
2:50-3:10 p.m. (+)	1950-2010	Vatican Radio	C	9645
3:00-3:30 p.m.	2000-2030	R. Algeria	C	Some of 25700, 21725, 21635, 17745, 15370, 15307, 15215, 15160, 11810, 9760, 9685, 9610, 9510
3:00-3:30 p.m.	2000-2030	R. Canada International	A	17875, 17820, 15325, 11960 (Mon.-Fri.)
3:00-3:30 p.m.	2000-2030	Kol Israel	C	17630, 15585, 13745, 11655
3:00-4:00 p.m. (+)	2000-2100	Spanish Foreign Radio	C	15375, 11760
3:00-4:15 p.m.	2000-2115	BBC	B	15260, 15070, 12095, 11750
3:00-5:00 p.m.	2000-2200	WRNO, New Orleans	A	17775 (not all Eng.)
3:10-4:40 p.m.	2010-2140	R. Habana Cuba	A	11690†
3:30-4:20 p.m.	2030-2120	R. Nederland	B	17605, 15220, 11740, 11730, 9715
3:30-4:30 p.m.	2030-2100	V. of Vietnam	C	15010, 10040
3:45-4:00 p.m.	2045-2100	Vatican Radio	C	15120, 11760, 9625
3:50-4:40 p.m.	2050-2140	R. Habana Cuba	C	17850, 11960
4:00-4:15 p.m.	2100-2115	UN Radio	A	17730, 15120 (Fri.)
4:00-4:30 p.m.	2100-2130	R. Japan	B	15300, 11815
4:00-4:45 p.m. (+)	2100-2145	BRT, Belgium	B	15590 (Mon-Sat.)
4:00-4:57 p.m.	2100-2157	R. RSA	C	11900, 9585
4:00-5:00 p.m.	2100-2200	V. of Nigeria	C	15120, 17800
4:00-5:00 p.m.	2100-2200	AFRTS, Los Angeles	A	21570, 17765, 15430, 15345, 15330, 11960, 11750, 11700, 9700
4:00 p.m.-3:15 a.m. (-)	2100-0815	R. New Zealand	C	17705, 15485
4:15-4:30 p.m. (+)	2115-2130	R. Yugoslavia	C	9620
4:15-5:00 p.m.	2115-2200	BBC	A	15260, 15070, 11750
4:15-7:30 p.m.	2115-2430	R. Free Grenada	B	15045 (time varies) (irregular)
4:30-5:00 p.m.	2130-2200	BBC to Falklands	B	15400, 15390, 11820, 9915
4:30-5:00 p.m.	2130-2200	R. Canada International	A	9915 (Tue., Fri.)
4:30-5:00 p.m.	2130-2200	H.C.J.B. Ecuador	C	17820, 15150, 11945, (17875, 15325 Sat. & Sun.)
4:30-5:00 p.m.	2130-2200	UN Radio	A	26020, 21477.5, 17790†, 15295†
4:30-5:00 p.m.	2130-2200	R. Sofia	B	17730, 15120 (Fri.)
4:30-5:25 p.m.	2130-2225	R. Baghdad	C	11920, 11860, 11720
4:30-6:00 p.m. (+)	2130-2300	R. Jamahariyah, Libya	B	9745
4:31-5:00 p.m.	2131-2200	KGEI, San Francisco	B	11815† (time varies)
4:40-5:40 p.m.	2140-2240	V. of Free China	C	15280
4:45-5:00 p.m.	2145-2200	RTVC, Congo	C	17890, 15270, 11825
4:45-5:15 p.m.	2145-2215	Swiss R. International	C	15190 (irregular)
5:00-5:30 p.m.	2200-2230	R. Norway	C	21520, 17830, 15305, 11910
5:00-5:30 p.m. (+)	2200-2230	R. Vilnius	B	15225, 15175, 11870 (Sun.)
5:00-6:00 p.m.	2200-2300	R. Moscow	A	17900, 17870, 15180, 11790, 9685
5:00-6:00 p.m.	2200-2300	R. Moscow World Service	B	17700, 15425, 12010, 11960, 11860, 11770, 11720, 11700, 9710, 9610
5:00-6:00 p.m.	2200-2300	R. Canada International	A	11980
5:00-6:00 p.m.	2200-2300	VOA to Africa	A	17875, 15325 (Mon.-Fri.)
5:00-6:00 p.m.	2200-2300	V. of Turkey	B	26040, 26000, 21660, 21485, 19480-LSB, 17870, 15600, 15415
5:00-6:00 p.m.	2200-2300	BBC	A	17760, 11740, 9660, 9610
5:00-7:00 p.m.	2200-2400	AFRTS, Los Angeles	A	15420, 15260, 15070, 11750, 9915, 9590, 9410, 6175, 6120, 5975
5:00-7:00 p.m.	2200-2400	VOA	A	25615, 21570, 15430, 15330
5:00-8:00 p.m.	2200-0100	WRNO, New Orleans	A	26000, 21460, 17820
5:15-5:30 p.m.	2215-2230	R. Japan	C	11855 (not all Eng.)
5:30-8:00 p.m.	2230-2300	R. Canada International	B	17755, 15195 (via Portugal 11755†)
5:30-8:00 p.m.	2230-2300	Kol Israel	B	17820, 15190
5:30-8:00 p.m.	2230-2300	RAE, Argentina	A	13745, 15585, 15200, 11655, 9815
5:30-8:00 p.m.	2230-2300	R. Nacional, Angola	D	15345 (Mon.-Sat.)
5:30-8:00 p.m.	2230-2300	R. Polonia	C	11955, 9535 (Mon.-Fri., irregular)
5:30-8:30 p.m.	2230-2330	R. Sofia	C	7125
5:30-8:30 p.m.	2230-2330	R. Mediterranean, Malta	B	15110, 9700
6:00-6:30 p.m.	2300-2330	R. Japan	C	6110†
6:00-6:30 p.m.	2300-2330	R. Sweden	C	17755, 15195
6:00-7:00 p.m.	2300-2400	R. Canada International	A	11705, 15270
6:00-7:00 p.m.	2300-2400	4VEH, Haiti	B	9755, 5960, (Sat. 2300-2330)
6:00-7:30 p.m.	2300-2430	BBC	B	11835, 9770
6:00-7:50 p.m.	2300-2450	R. Pyongyang	C	15420, 15260, 15070, 11810, 11750, 9915, 9590, 9410, 7325, 6175, 6120, 5975
6:00-8:30 p.m.	2300-0130	R. Moscow	A	15231, 9745
6:00 p.m.-12:07a. (+)	2300-0507	CBC Northern Service	C	17700, 15425, 12010, 11780, 11770, 9710, 9610
6:15-7:00 p.m. (+)	2315-2400	R. Berlin International	C	9625, 6195 (not all Eng.)
6:30-7:00 p.m.	2330-2400	V. of Vietnam	C	11970, 9730
6:30-7:00 p.m. (+)	2330-2400	R. Kiev	C	12036, 10080
6:35-6:45 p.m.	2335-2345	V. of Greece	A	17900, 17860, 15180, 11960, 11720 (from Sept. 4, 9685 instead of 11960)
6:45-7:45 p.m.	2345-2445	R. Japan	C	11645, 9865 (not Sat.)
7:00-7:25 p.m.	0000-0025	R. Tirana	B	17825, 15300
7:00-7:30 p.m. (+)	0000-0030	R. Canada International	A	9750, 7085
7:00-7:30 p.m.	0000-0030	Kol Israel	A	9755, 5960
7:00-7:30 p.m.	0000-0030	R. Norway	C	11855, 9815, 740
7:00-7:45 p.m. (+)	0000-0045	R. Berlin International	C	15175, 11870, 11850 (Mon.)
7:00-7:55 p.m.	0000-0055	R. Beijing	C	11970, 9730
7:00-8:00 p.m.	0000-0100	VOA	B	17855, 15120
7:00-8:00 p.m.	0000-0100	R. Sofia	B	21460, 17820, 6873-USB
7:00-8:00 p.m.	0000-0100	R. Australia	B	15110, 9700
7:00-8:00 p.m.	0000-0100	FEB, Philippines	C	21740, 17795
7:00-8:00 p.m.	0000-0100	AFRTS, Los Angeles	A	17810
7:00-8:15 p.m.	0000-0115	All India Radio	C	25615, 21570, 15430, 15330, 11790
7:00-9:00 p.m.	0000-0200	VOA to Latin America	A	17805
7:00-9:00 p.m.	0000-0200	R. Luxembourg	C	17730, 17640, (15652.5-LSB to 0100) 15205, 11740, 9650, 6130, 5995, 1580
7:00-12:00 p.m.	0000-0500	R. Moscow (via Cuba)	A	6080 (Time varies)

(To be continued)

If you need information on outdated or rare equipment—a schematic, parts list, etc.—another reader might be able to assist. Simply send a postcard to Operation Assist, COMPUTERS & ELECTRONICS, 1 Park Ave., New York, NY 10016. For those who can help readers, please respond directly to them. They'll appreciate it. (Only those items regarding equipment not available from normal sources are published.)

A. B. Dumont type 350 oscilloscope. Need service and alignment manuals and parts list and schematic. Frederick G. Lewis, 10 Peabody St. Worcester, MA 01604.

Eico Model 460 oscilloscope and Model 324 signal generator. Need operating instructions and schematics. Jerry O. Bonner, 1233 Norris Dr., Bossier City, LA 71111.

Sears Silvertone Model #1482 guitar amplifier. Need schematic and parts list. Mike Warner, 13400 Havana Rd., Garfield Hts., OH 44125.

Symphonic Model TPS 5050 miniature TV. Need 3" picture tube. M. Dudley, 2039 Top Hill Dr., N.W., Roanoke, VA 24017.

Scott Model 342 FM stereo tuner/amplifier. Need schematic and parts list. Donald Cvetko, 4N539 Kingery Highway, Bensenville, IL 60106.

Sonar Radio Corp. Model 30 MF radio telephone. Need schematic, manual and circuit information. James R. Hay, 141 St. John's Blvd., Pointe Claire, P.Q., Canada H9S 4Z2.

KLN Model 41 stereo tape deck. Need schematic. Stephen Greenstein, 2838D Falcon Court East, McGuire AFB, NJ 08641.

Analog Instrument Co. Model 1100, Serial no. 575 oscilloscope. Need operator's and service manuals. Walter J. Fox, Box 526, Christmas Valley, OR 97641.

Precision Model ES-500 oscilloscope. Need manual and schematic. Glenn Tibbett, 22664 Little Beaver, Apple Valley, CA 92307.

Akai Model #M-10 tape recorder. Need instruction manual. Dr. Stuart Vogelmann, 130 Indian Church Road, Buffalo, NY 14210.

Sansui Model AU-2200 stereo amplifier. Need schematic. Bill Shaffer, 1005 S. Washington Street, Marion, IN 46952.

Superior Test Equipment Co. Model 70 Utility Tester and Model TV-50 genometer. Need any available information. David Ward, 2538 Valley Chapel Rd., Jackson, OH 45640.

KLH Model 41 stereo tape deck. Need schematic. Stephen Greenstein, 2838D Falcon Ct. East, McGuire AFB, NJ 08641.

Akai Model AA 5000, Serial AA-52852 stereo amplifier. Need service manual. Van J. Kaiser, 3131 North 3rd St., Clinton, IA 52732.

National Model NC 190 receiver. Need parts list, schematic, alignment information and sketch of bottom cover. David Crowell, RFD 2, Box 428, North Scituate, RI 02857.

Northrup-Leeds speedomax recorder 662 X-Y. Need schematic, pens operating manual and repair manual. Navy AM-293A/UPX video amplifier. Need schematic and operating manual. Brian Faley, 5225 Palatine Ave. N., Seattle, WA 98103.

Grunow Model 1291AM/SW chassis type 12B Teledial. Bell Sounds Systems amplifier Model 2199-B. Need schematics or any available information. Carl Arndt, Box 215, Ardale, TK 60001.


Challenger Model CH30 amplifier. Need schematic and parts list. N. Lombardo, Box 414 St. Michel, Montreal, PQH2A3N1, Canada.

Emerson Model 1232 TV and radio. Need schematic and service manual. Peter J. Cotte, 372 West Scott Ave., Rahway, NJ 07065.

# NEW ITEMS, SUPER VALUES AT THE PARTS PLACE™

**No Minimum Order! Friendly Service! See Before You Buy!**

## Telephone Ringer IC




**NEW! 3.99**

- Phone Line Powered
- Ideal for Remote Ringers

8-Pin DIP

TCM1512A. Detects ring and drives an external piezo element (not incl.). 800 to 2 kHz output with 10 Hz warble, determined by external resistor. On-chip static protection and anti-tap circuitry. 276-1302 ..... 3.99

## Enclose Your Project!



**NEW!**  
Low As **4.99**

Aluminum. Eggshell white with black top. Complete with hardware and rubber feet.

Size	Cat No	Price
1 15/16 x 4 1/4 x 4 1/8"	270-271	4.99
1 15/16 x 8 1/4 x 6 1/8"	270-272	5.99
3 1/16 x 4 1/4 x 4 1/8"	270-273	6.99
3 1/16 x 8 1/4 x 6 1/8"	270-274	7.99

## Sale! 25-Range Multitester

**Save \$12**

Reg. 27.95


**15.95**



- 20,000 Ohms Per Volt DC Sensitivity
- With Leads And Manual

Buy now and get this accurate Micronta® multitester at 43% off! Features a big 4" mirrored scale, "output" jack to measure AC signals present in DC circuits. Measures 0 to 1200 volts DC in seven ranges, 0 to 1200 volts AC in five ranges, 0 to 300 milliamps DC current in four ranges, resistance in four ranges, and -20 to +63 dB in five ranges. 5 1/2 x 3 7/8 x 1 1/2". Requires "AA" battery. 22-202 ..... Sale 15.95

## IF, FM & Video ICs



**1.79**

- MC1330 Video Detector. 3rd IF, detector, video and AFC buffers. High linearity. 10-24VDC. 8-pin w/specs. 276-1757 ..... 2.29
- MC1350 Universal IF Amp With AGC. For radio and TV circuits. Usable to beyond 60 MHz. 8-pin w/specs. 276-1758 ..... 1.99
- MC1358/CA3065 FM Detector. IF amp, limiter, FM detector, electronic volume attenuator and audio driver. For 100 kHz-5.5 MHz IFs. 14-pin w/specs. 276-1759 ..... 1.79

## Ceramic TV-Sound Filters

**NEW!**

Low As **69¢**

- Replace Costly Transformers
- Pretuned—No Peaking or Tweaking!

SFE4.5MB. Use in place of 4.5 MHz sound take-off transformer. 3 db bandwidth: 105 kHz, typ. 272-1304 ..... 69¢

CDA4.5MD3 Discriminator. This differential peak detector works great with our FM detector IC #276-1759, above. 274-1305 ..... 79¢

## 10% IRD Capacitors



**NEW!**  
Low As **59¢**

- IC pin spacing. 63WVDC
- .01 µF. 272-110 ..... 59¢
- .1 µF. 272-111 ..... 69¢
- .47 µF. 272-112 ..... 89¢

## Horizontal Output



**7.95**  
TO-3 Case

2SC1308. Rugged NPN transistor is exact replacement in many 19" color TVs. Servicemen—keep several on hand! 276-2055 ..... 7.95

## 3PDT Toggle Switch



**3.49** Mini Size

Contacts rated 6 amps at 125VAC. 1/4" mounting hole. With hardware. 275-661 ..... 3.49

## Tri-Color LED



**1.39** Ideal Status Indicator

XC-5491. Glows red on DC, green on reverse DC, yellow on AC! 2.2V at 25 millamps, typical. 276-035 ..... 1.39

## Micro 5VDC Relay

**2.49** ACTUAL SIZE




Ideal for crowded PC boards. SPDT contacts: 1 amp at 125VAC. 55-ohm coil. .100" pin spacing. 275-240 ..... 2.49

## Sale! Program Books for Your TRS-80



**39% Off!**  
Your Choice Only  
Reg. 7.95

**4.88**



Computer Games. Contains listings for over 25 fun-filled game programs for TRS-80 Level II BASIC. Selections include Blackjack, Poker, Tennis, Tic-Tac-Toe, Escape, Golf, Basketball, Psycho, Star Trek, Biorhythm, Poem and more. 151 pages. 62-2068 ..... Sale 4.88

Using the TRS-80 in Your Home. Listings for over 75 practical programs in Level II BASIC including finance, analysis, games, scheduling, lists and much more. 330 pages. 62-2069 ..... Sale 4.88

## Portable Solar Panel




**24.95**

Radio Shack Exclusive!

Switchable 6 or 12VDC output. 32 full-spec cells produce approximately 1/2 watt of "free" power. 277-1250 ..... 24.95

## Resistor Networks



**NEW!**  
**89¢** Each

IC Lead Spacing

Five 1/4-watt resistors in one package. Ideal for digital pull up, LED current limiting. 470-Ohm, 271-095. 1000-Ohm, 271-096. 10k-Ohm, 271-097.

## Fun Sounds Made Easy!



Only **2.49**

16-Pin DIP With Data

SN94281. Just add a speaker and a few parts to make amazing sounds. Heart of a rewarding project—try it! 276-1767 ..... 2.49


## Electret Element



**99¢**  
Hi-Fi Response

Omnidirectional, PC mountable. 20 to 15 kHz ± 4 dB. 2-10VDC, only 1 milliamp current drain. 270-090 ..... New Low Price 99¢

## D-Sub 25 Connectors



Solder type. Perfect for computer interfacing and making your own RS-232 cables and extension cords.

- A Male. 276-1547 ..... 2.99
- B Optional Hood. 276-1549 ..... 1.99
- C Female. 276-1548 ..... 3.99




For  
Timex Sinclair  
users too!

# The Gateway Guide to the ZX81 and ZX80

by Mark Charlton

The Gateway Guide is a practical programming manual for the beginner that furnishes over 70 fully documented programs. The majority of the programs have been written for easy conversion from machine to machine (Timex Sinclair, ZX81, 4K ZX80 or 1K ZX80). The Gateway Guide describes each function and statement, illustrates it with a demonstration routine or program, and combines it with previously discussed material to provide a solid basis for understanding your computer.



For faster service  
**PHONE TOLL FREE: 800-631-8112**  
(In NJ only: 201-540-0445)

5 1/2" x 8", 172 pages  
**\$9.95**

Also available at your local bookstore or computer store

## CREATIVE COMPUTING PRESS

Dept. NB5Q, 39 East Hanover Ave., Morris Plains, NJ 07950

Please send me \_\_\_\_\_ *The Gateway Guide to the ZX81 and ZX80* at \$9.95 + plus \$2.00 postage and handling each. Outside USA add \$3.00 per order = 160

**PAYMENT ENCLOSED** \$ \_\_\_\_\_ \*Residents of CA, NJ and NY State add applicable sales tax

**CHARGE MY:** (Charge and phone orders \$10 minimum.)  
 American Express  Visa  MasterCard

Card No. \_\_\_\_\_ Exp. Date \_\_\_\_\_

Signature \_\_\_\_\_

Mr / Mrs / Ms \_\_\_\_\_ (please print full name)

Address \_\_\_\_\_ Apt \_\_\_\_\_

City / State / Zip \_\_\_\_\_

Send me a FREE Creative Computing Catalog.

QUALITY  
SERVICE  
AVAILABILITY



ACTIVE, YOUR  
NUMBER ONE  
CHOICE

# Active Electronics

**WE ARE THE LARGEST BECAUSE WE ARE THE BEST.**  
Over \$40 million in stock. The world's most complete hobbyist inventory.

Active Electronics is your one stop source for the widest variety of top quality semiconductors, microprocessors, memories, microcomputer systems, peripherals and electronic components.

**NOW AVAILABLE! Absolutely FREE**



**Active's Newly Revised 1983 Spring/Summer Catalog**

*Whether you're a serious hobbyist, experimenter, student or professional you shouldn't be without it. Call for your free copy today.*

Circle No. 50 on free information card or write:  
P.O. Box 8000, Westboro, Mass. 01581  
**CALL TOLL FREE: 1-800-343-0874**  
MASS. customers call (6-7) 366-0500

CIRCLE NO. 50 ON FREE INFORMATION CARD

## FIRST QUALITY COMPONENTS - NOT MAIL ORDER "SECONDS"

Send for Free Catalog - over 1100 parts.

### ARIES ZERO INSERTION FORCE SOCKETS -



cam actuated, true zero insertion - tin plated solder tail pins - capable of being plugged into dip sockets, including wire wrap.

Stock No.	No. of Pins	1-9	10-49	50
11055	24	4.98	\$4.35	\$3.90
11056	28	5.15	4.50	4.05
11057	40	6.81	5.95	5.35
11058	64	12.02	10.50	9.45

**IC-COOLERS** from UNITRACK™ dissipate over 2 watts of heat from ICs, producing longer life and better performance. Just push IC-holder on heat is collected from top and bottom of IC and resaturated. Won't shatter loose!

Stock No.	No. Pins	Price
22225	14	\$2.29
22226	18	.29
22227	18	.29
22228	20	.29



### WILD ROVER

Touch switch capsule. Operating motion is .005" without the use of a levered arm. Extremely fast on and off with low noise. Normally operated 115 VAC, 1.6 amp-30 milliohm resistance. .615 radius by 160 thick.

Stock No.	1-9	10 & UP
12098	\$1.42	\$1.28



### 60/40 ROSIN CORE SOLDER

Stock No.	Dia.	Length (feet)	Weight (oz.)	Price
50075	.062	3	1.5	\$1.76
50076	.062	75	4	2.09
50077	.062	50	8	4.25
50078	.032	33	1.5	1.01
50079	.032	88.5	4	2.47
50080	.032	175	8	4.57



**DIGITAL MULTIMETER**  
Single rotary switch operation. Large easy to read 5 1/2 digit display. 800 hours operating life with single 9V battery. Seven functions - DC Volts, DC Amps, Ohms, AC Volts, AC Amps, Diode and Resistor Junction, and more. Continuity Check!  
**\$79.95**  
1 Year warranty

Stock No. 42502  
Carry in case with belt loop \$9.95

### TI WIRE WRAP SOCKETS

Tin plated phosphor bronze contact - 3 wrap

Stock No.	No. Pins	1-99	100-499	500
11308	8	\$4.40	\$3.36	\$3.30
11302	14	.59	.54	.45
11303	16	.64	.58	.48
11304	18	.73	.66	.55
11305	20	.96	.90	.75
11308	22	1.15	1.02	.85
11327	24	1.25	1.14	.95
11328	28	1.52	1.38	1.15
11329	40	2.05	1.86	1.55

### TI LOW PROFILE SOCKETS

Tin plated copper alloy 688 contact pins with gas tight seal

Stock No.	No. Pins	1-24	25-99	100-999
11201	8	\$1.0	\$0.99	\$0.8
11202	14	.14	.13	.12
11203	16	.16	.15	.14
11204	18	.18	.17	.15
11205	20	.20	.20	.18
11206	22	.22	.22	.18
11207	24	.24	.22	.20
11208	28	.28	.26	.25
11209	40	.40	.37	.33

### ELPAC POWER SUPPLIES - DC/DC CONVERTERS

SINTEC Stock No.	ELPAC Part No.	Input Voltage (VDC)	Output Voltage (VDC)	Output Current (mA)	Dimensions (HxWxD) in inches	Price
13825	CB3801 3-0-7.0	12±0.6	0.25	48±51±3.05	7 9/16	
13826	CB3811 3-0-7.0	12±0.6	0.25	48±51±3.05	7 9/16	
13827	CB3802 3-0-7.0	15±0.7	0.20	48±51±3.05	7 9/16	
13828	CB3812 3-0-7.0	15±0.7	0.20	48±51±3.05	7 9/16	
13829	CB3804 3-0-7.0	28±0.7	0.10	48±51±3.05	7 9/16	
13830	CB3814 3-0-7.0	28±0.7	0.10	48±51±3.05	7 9/16	

### ELPAC POWER SUPPLIES - SOLV SERIES FULLY REGULATED

SINTEC Stock No.	ELPAC Part No.	Output Voltage (VDC)	Current Rating (mA)	Dimensions (HxWxD) in inches	DIP	Price
13807	SOLV15-5	5	3.0A	4.7/16x4.2	Fixed included	\$36.95
13803	SOLV15-12	12	1.5A	4.7/16x4.2	Fixed included	39.95
13804	SOLV15-15	15	1.2A	4.7/16x4.2	Fixed included	39.95
13806	SOLV15-24	24	0.75A	4.7/16x4.2	Fixed included	39.95
13808	SOLV30-5	5	6.0A	5.5/8x4.7/8x3-1/16	OMP-4	56.95
13809	SOLV30-12	12	6.0A	5.5/8x4.7/8x3-1/16	OMP-4	56.95
13810	SOLV30-15	15	3.3A	5.5/8x4.7/8x3-1/16	OMP-4	56.95
13812	SOLV30-24	24	2.0A	5.5/8x4.7/8x3-1/16	OMP-4	56.95

### Special of the Month!

**HIGH PERFORMER II**  
UHF-TV PREAMPLIFIER  
Adds gain to UHF Reception

59002 Kit **\$37.50**  
59003 Assembled Unit **\$59.50**

For more detailed information call for catalog

### MODUTEC

**Miniclamp AC Volt-Ammeter**  
allows singling one conductor out of many without disarrangement

Stock No. AC Amperes Price  
13730 0-25A \$39.50  
13731 0-50A 39.50  
13732 0-100A 39.50

**ACCESSORY LINE SPLITTER**  
allows fast readings of AC power consumption of plug in equipment without separation of leads.

Stock No. 13727 **\$9.95**

**POCKET SIZED BATTERY TESTER**  
for all types of small batteries from 1.5v to 4.5v

Stock No. 13733 **\$13.95**

**VOLT-1-CATOR**  
automotive diagnostic meter plugs into lighter socket and indicates battery condition and charging rates.

Stock No. 13736 **\$15.95**

**AC VOLTAGE TESTER**  
plugs into any 110v service receptacle to check line voltage over 50-150 VAC

Stock No. 13735 **\$14.95**

**VOM-MULTITESTER**  
versatile Volt-Ohm-Milliammeter in small package

Stock No. 13729 **\$13.95**

### OK MACHINE AND TOOL

**IC INSERTION/EXTRACTION KIT**  
includes DIP IC extractor and inserter, 1/4" x 40 pins. Tools that engage conductive surfaces are CMOS safe and include ground leads. Stock No. 13308 **\$37.74**

**SOCKET WRAP-10**  
DIP socket's zero plastic covers with numbering holes in pin sockets. Separates socket's large wire wrapping to identify pins. Also useful on them for location IC part number, function etc. Supplies minor wire wrapping trouble-shooting and repair.

1228 1.6 pin \$1.26  
1229 1.6 pin \$1.26  
1230 2.0 pin \$1.26  
1231 2.0 pin \$1.26  
1232 2.0 pin \$1.26  
1233 2.0 pin \$1.26  
1234 2.0 pin \$1.26  
1235 2.0 pin \$1.26  
1236 2.0 pin \$1.26  
1237 2.0 pin \$1.26  
1238 2.0 pin \$1.26  
1239 2.0 pin \$1.26  
1240 2.0 pin \$1.26

**\$1.82 per pack**

**IC EXTRACTOR**  
One-piece, spring steel construction. Will extract all LSI, MSI and SSI devices with 6 to 24 pins.

Stock No. 13313 **\$2.10**

**SINTEC CO.** Drawer Q Milford NJ 08848-9990



**TOLL 800-526-5960**  
**FREE** In NJ (201) 996-4093

We accept VISA, MC, C.O.D. CHECK, or M.O. INCLUDE SHIPPING CHARGES. \$10-\$100 - \$1.00 \$100 to \$250 - \$4.00 over \$250 - \$5.00

CIRCLE NO. 36 ON FREE INFORMATION CARD

# 4164

## 64K DYNAMIC 200 NS

# \$595

# TMM2016

## 2KX8 STATIC 200 NS

# \$415

### STATIC RAMS

2101	256 x 4 (450ns)	1.95
5101	256 x 4 (450ns) (cmos)	3.95
2102-1	1024 x 1 (450ns)	.89
2102L-4	1024 x 1 (450ns) (LP)	.99
2102L-2	1024 x 1 (250ns) (LP)	1.49
2111	256 x 4 (450ns)	2.49
2112	256 x 4 (450ns)	2.99
2114	1024 x 4 (450ns)	8/9.95
2114L-4	1024 x 4 (450ns) (LP)	8/12.95
2114L-3	1024 x 4 (300ns) (LP)	8/13.45
2114L-2	1024 x 4 (200ns) (LP)	8/13.95
2147	4096 x 1 (55ns)	4.95
TMS4044-4	4096 x 1 (450ns)	3.49
TMS4044-3	4096 x 1 (300ns)	3.99
TMS4044-2	4096 x 1 (200ns)	4.49
MK4118	1024 x 8 (250ns)	9.95
TMM2016-200	2048 x 8 (200ns)	4.15
TMM2016-150	2048 x 8 (150ns)	4.95
TMM2016-100	2048 x 8 (100ns)	6.15
HM6116-4	2048 x 8 (200ns) (cmos)	4.75
HM6116-3	2048 x 8 (150ns) (cmos)	4.95
HM6116-2	2048 x 8 (120ns) (cmos)	8.95
HM6116LP-4	2048 x 8 (200ns) (cmos)(LP)	5.95
HM6116LP-3	2048 x 8 (150ns) (cmos)(LP)	6.95
HM6116LP-2	2048 x 8 (120ns) (cmos)(LP)	10.95
Z-6132	4096 x 8 (300ns) (Qstat)	34.95

LP = Low Power      Qstat = Quasi-Static

### DYNAMIC RAMS

TMS4027	4096 x 1 (250ns)	1.99
UPD411	4096 x 1 (300ns)	3.00
MMS280	4096 x 1 (300ns)	3.00
MK4108	8192 x 1 (200ns)	1.95
MMS298	8192 x 1 (250ns)	1.85
4116-300	16384 x 1 (300ns)	8/11.75
4116-250	16384 x 1 (250ns)	8/11.95
4116-200	16384 x 1 (200ns)	8/12.95
4116-150	16384 x 1 (150ns)	8/14.95
4116-120	16384 x 1 (120ns)	8/29.95
2118	16384 x 1 (150ns) (5v)	4.95
4164-200	65536 x 1 (200ns) (5v)	5.95
4164-150	65536 x 1 (150ns) (5v)	6.95

5V = single 5 volt supply

### EPROMS

1702	256 x 8 (1us)	4.50
2708	1024 x 8 (450ns)	3.95
2758	1024 x 8 (450ns) (5v)	5.95
2716	2048 x 8 (450ns) (5v)	3.95
2716-1	2048 x 8 (350ns) (5v)	5.95
TMS2516	2048 x 8 (450ns) (5v)	5.50
TMS2716	2048 x 8 (450ns)	7.95
TMS2532	4096 x 8 (450ns) (5v)	5.95
2732	4096 x 8 (450ns) (5v)	4.95
2732-250	4096 x 8 (250ns) (5v)	8.95
2732-200	4096 x 8 (200ns) (5v)	11.95
2764	8192 x 8 (450ns) (5v)	9.95
2764-250	8192 x 8 (250ns) (5v)	14.95
2764-200	8192 x 8 (200ns) (5v)	24.95
TMS2564	8192 x 8 (450ns) (5v)	17.95
MC68764	8192 x 8 (450ns) (5v)(24 pin)	39.95

5v = Single 5 Volt Supply

### EPROM ERASERS

	Capacity Chip	Intensity (uW/Cm <sup>2</sup> )	
PE-14	6	5,200	83.00
PE-14T	X 6	5,200	119.00
PE-24T	X 9	6,700	175.00
PL-265T	X 20	6,700	255.00
PR-125T	X 16	15,000	349.00
PR-320	X 32	15,000	595.00

### Z-80

#### 2.5 Mhz

Z80-CPU	3.95
Z80-CTC	4.49
Z80-DART	10.95
Z80-DMA	14.95
Z80-PIO	4.49
Z80-SIO/0	16.95
Z80-SIO/1	16.95
Z80-SIO/2	16.95
Z80-SIO/9	16.95

#### 4.0 Mhz

Z80A-CPU	4.95
Z80A-CTC	4.95
Z80A-DART	11.95
Z80A-DMA	16.95
Z80A-PIO	4.95
Z80A-SIO/0	16.95
Z80A-SIO/1	16.95
Z80A-SIO/2	16.95
Z80A-SIO/9	16.95

#### 6.0 Mhz

Z80B-CPU	11.95
Z80B-CTC	13.95
Z80B-PIO	13.95
Z80B-DART	19.95

### ZILOG

Z6132	34.95
Z8671	39.95

### CRYSTALS

32.768 khz	1.95
1.0 mhz	4.95
1.8432	4.95
2.0	3.95
2.097152	3.95
2.4576	3.95
3.2768	3.95
3.579535	3.95
4.0	3.95
5.0	3.95
5.0688	3.95
5.185	3.95
5.7143	3.95
6.0	3.95
6.144	3.95
6.5536	3.95
8.0	3.95
10.0	3.95
10.738635	3.95
14.31818	3.95
15.0	3.95
16.0	3.95
17.430	3.95
18.0	3.95
18.432	3.95
20.0	3.95
22.1184	3.95
32.0	3.95

### CRT CONTROLLERS

6845	14.95
68B45	19.95
HD46505SP	15.95
6847	11.95
MC1372	6.95
68047	24.95
7220	29.95
7275	99.95
CRT5027	39.95
CRT5037	49.95
TMS9918A	39.95
DP8350	49.95

### KEYBOARD CHIPS

AY5-2376	11.95
AY5-3600	11.95

### 8000

8035	5.95
8039	6.95
INS-8060	17.95
INS-8073	24.95
8080	3.95
8085	5.95
8085A-2	11.95
8086	29.95
8087	CALL
8088	39.95
8089	89.95
8155	6.95
8155-2	7.95
8156	6.95
8185	29.95
8185-2	39.95
8741	39.95
8748	24.95
8755	24.95

### 8200

8202	24.95
8203	39.95
8205	3.50
8212	1.80
8214	3.85
8216	1.75
8224	2.25
8226	1.80
8228	3.49
8231	call
8237	19.95
8237-5	21.95
8238	4.49
8243	4.45
8250	10.95
8251	4.49
8253	6.95
8253-5	7.95
8255	4.49
8255-5	5.25
8257	7.95
8257-5	8.95
8259	6.90
8259-5	7.50
8271	39.95
8272	39.95
8275	29.95
8279	8.95
8279-5	10.00
8282	6.50
8283	6.50
8284	5.50
8286	6.50
8287	6.50
8288	25.00
8289	49.95

### DISC CONTROLLERS

1771	16.95
1791	24.95
1793	26.95
1795	49.95
1797	49.95
2791	54.95
2793	54.95
2795	59.95
2797	59.95
6843	34.95
8272	39.95
UPD765	39.95
1691	17.95
2143	18.95

### CONNECTORS

RS232 MALE	2.50
RS232 FEMALE	3.25
RS232 HOOD	1.25
S-100 ST	3.95

### 6800

68000	59.95
6800	3.95
6802	7.95
6808	13.90
6809E	19.95
6809	11.95
6810	2.95
6820	4.35
6821	3.25
6828	14.95
6840	12.95
6843	34.95
6844	25.95
6845	14.95
6847	11.95
6850	3.25
6852	5.75
6860	9.95
6862	11.95
6875	6.95
6880	2.25
6883	22.95
68047	24.95
68488	19.95

#### 6800 - 1MHZ

68B00	10.95
68B02	22.25
68B09E	29.95
68B09	29.95
68B10	6.95
68B21	6.95
68B45	19.95
68B50	5.95

#### 6800 - 2MHZ

6502	4.95
6504	6.95
6505	8.95
6507	9.95
6520	4.35
6522	7.95
6532	9.95
6545	22.50
6551	11.85

### 6500

6502A	6.95
6522A	9.95
6532A	11.95
6545A	27.95
6551A	11.95

#### 3 MHZ

6502B	14.95
-------	-------

### UARTS

AY3-1014	6.95
AY5-1013	3.95
AY3-1015	6.95
PT1472	9.95
TR1602	3.95
2350	9.95
2651	8.95
TMS6011	5.95
IM6402	7.95
IM6403	8.95
INS8250	10.95

### GENERATORS BIT-RATE

MC14411	11.95
BR1941	11.95
4702	12.95
COM5016	16.95
COM8116	10.95
MMS307	10.95

### FUNCTION

MC4024	3.95
LM566	1.49
XR2206	3.75
8038	3.95

### 74LS00

74LS00	.24	74LS173	.69
74LS01	.25	74LS174	.55
74LS02	.25	74LS175	.55
74LS03	.25	74LS181	2.15
74LS04	.24	74LS189	8.95
74LS05	.25	74LS190	.85
74LS08	.28	74LS191	.85
74LS09	.29	74LS192	.75
74LS10	.25	74LS193	.79
74LS11	.35	74LS194	.69
74LS12	.35	74LS195	.69
74LS13	.45	74LS196	.79
74LS14	.59	74LS197	.79
74LS15	.35	74LS221	.89
74LS20	.25	74LS240	.95
74LS21	.29	74LS241	.99
74LS22	.25	74LS242	.99
74LS26	.29	74LS243	.99
74LS27	.29	74LS244	.99
74LS28	.35	74LS245	1.49
74LS30	.25	74LS247	.75
74LS32	.29	74LS248	.99
74LS33	.55	74LS249	.99
74LS37	.35	74LS251	.59
74LS38	.35	74LS253	.59
74LS40	.25	74LS257	.59
74LS42	.49	74LS258	.59
74LS47	.75	74LS259	2.75
74LS48	.75	74LS260	.59
74LS49	.75	74LS266	.55
74LS51	.25	74LS273	1.49
74LS54	.29	74LS275	3.35
74LS55	.29	74LS279	.49
74LS63	1.25	74LS280	1.98
74LS73	.39	74LS283	.69
74LS74	.35	74LS290	.89
74LS75	.39	74LS293	.89
74LS76	.39	74LS295	.99
74LS78	.49	74LS298	.89
74LS83	.60	74LS299	1.75
74LS85	.69	74LS323	3.50
74LS86	.39	74LS324	1.75
74LS90	.55	74LS352	1.29
74LS91	.89	74LS353	1.29
74LS92	.55	74LS363	1.35
74LS93	.55	74LS364	1.95
74LS95	.75	74LS365	.49
74LS96	.89	74LS366	.49
74LS107	.39	74LS367	.45
74LS109	.39	74LS368	.45
74LS112	.39	74LS373	.99
74LS113	.39	74LS374	.99
74LS114	.39	74LS377	1.39
74LS122	.45	74LS378	

# 2114

450 NS

# 8/\$995

# 2114

250 NS

# 8/\$1095

## 7400

7400	.19	74132	.45
7401	.19	74136	.50
7402	.19	74141	.65
7403	.19	74142	2.95
7404	.19	74143	2.95
7405	.25	74145	.60
7406	.29	74147	1.75
7407	.29	74148	1.20
7408	.24	74150	1.35
7409	.19	74151	.55
7410	.19	74152	.65
7411	.25	74153	.55
7412	.30	74154	1.25
7413	.35	74155	.75
7414	.49	74156	.65
7415	.25	74157	.55
7416	.25	74159	1.65
7417	.25	74160	.85
7418	.25	74161	.69
7419	.25	74162	.85
7420	.29	74163	.69
7421	.29	74164	.85
7422	.29	74165	.85
7423	.29	74166	1.00
7424	.45	74167	2.95
7425	.19	74170	1.65
7426	.29	74172	5.95
7427	.45	74173	.75
7428	.29	74174	.89
7429	.29	74175	.89
7430	.19	74176	.89
7431	.49	74177	.75
7432	.65	74178	1.15
7433	.69	74179	1.75
7434	.69	74180	.75
7435	.69	74181	2.25
7436	.69	74182	.75
7437	.69	74184	2.00
7438	.19	74185	2.00
7439	.23	74190	1.15
7440	.23	74191	1.15
7441	.23	74192	.79
7442	.23	74193	.79
7443	.35	74194	.85
7444	.29	74195	.85
7445	.34	74196	.79
7446	.33	74197	.75
7447	.45	74198	1.35
7448	.35	74199	1.35
7449	.59	74221	1.35
7450	1.10	74246	1.35
7451	.95	74247	1.25
7452	.50	74248	1.85
7453	.59	74249	1.95
7454	.35	74251	.75
7455	2.15	74259	2.25
7456	.35	74265	1.35
7457	.40	74273	1.95
7458	.50	74276	1.25
7459	.35	74279	.75
7460	.65	74283	2.00
7461	.55	74284	3.75
7462	.70	74285	3.75
7463	2.75	74290	.95
7464	1.75	74293	.75
7465	.40	74298	.85
7466	.35	74351	2.25
7467	.45	74365	.65
7468	.55	74366	.65
7469	1.55	74367	.65
7470	1.20	74368	.65
7471	.29	74376	2.20
7472	.45	74390	1.75
7473	.49	74393	1.35
7474	.45	74425	3.15
7475	.45	74426	.85
7476	.55	74490	2.55

## LINEAR

LM301	.34	LM340 (see 7800)	LM566	1.49	LM1800	2.37	CA 3023	2.75	CA 3082	1.65
LM301H	.79	LM348	LM567	.89	LM1812	8.25	CA 3039	1.29	CA 3083	1.55
LM307	.45	LM350K	NE570	3.95	LM1830	3.50	CA 3046	1.25	CA 3086	.80
LM308	.69	LM350T	NE571	2.95	LM1871	5.49	CA 3059	2.90	CA 3089	2.99
LM308H	1.15	LM358	NE592	2.75	LM1872	5.49	CA 3060	2.90	CA 3096	3.49
LM309H	1.95	LM359	LM709	.59	LM1877	3.25	CA 3065	1.75	CA 3130	1.30
LM309K	1.25	LM376	LM710	.75	LM1889	1.95	CA 3080	1.10	CA 3140	1.15
LM310	1.75	LM377	LM711	.79	LM1896	1.75	CA 3081	1.65	CA 3146	1.85
LM311	.64	LM378	LM723	.49	ULN2003	2.49	CA 316*	1.19		
LM311H	.89	LM379	LM723H	.55	LM2877	2.05				
LM312H	1.75	LM380	LM733	.98	LM2878	2.25				
LM317K	3.95	LM380N-8	LM741	.35	LM2900	.85				
LM317T	1.19	LM381	LM741N-14	.35	LM2901	1.00	TL494	4.20	75365	1.95
LM318	1.49	LM382	LM741H	.40	LM3900	.59	TL496	1.65	75450	.59
LM318H	1.59	LM383	LM747	.69	LM3905	1.25	TL497	3.25	75451	.39
LM319H	1.90	LM384	LM748	.59	LM3909	.98	75107	1.49	75452	.39
LM319	1.25	LM386	LM1014	1.19	LM3911	2.25	75110	1.95	75453	.39
LM320 (see 7900)	LM387	1.40	LM1303	1.95	LM3914	3.95	75150	1.95	75454	.39
LM322	1.65	LM389	LM1310	1.49	LM3915	3.95	75154	1.95	75491	.79
LM323K	4.95	LM390	MC1330	1.69	LM3916	3.95	75188	1.25	75492	.79
LM324	.59	LM392	MC1349	1.89	MC4024	3.95	75189	1.25	75493	.89
LM329	.65	LM394H	MC1350	1.19	MC4044	4.50	75494	.89		
LM331	3.95	LM399H	MC1358	1.69	RC4136	1.25				
LM334	1.19	NE531	MC1372	6.95	RC4151	3.95				
LM335	1.40	NE555	LM1414	1.59	LM4250	1.75	TL071	.79	TL084	2.19
LM336	1.75	NE556	LM1458	.59	LM4500	3.25	TL072	1.19	LF347	2.19
LM337K	3.95	NE558	LM1488	.69	RC4558	.69	TL074	2.19	LF351	.60
LM337T	1.95	NE561	LM1489	.69	LM13080	1.29	TL081	.79	LF353	1.00
LM338K	6.95	NE564	LM1496	.85	LM13600	1.49	TL082	1.19	LF355	1.10
LM339	.99	LM565	LM1558H	3.10	LM13700	1.49	TL083	1.19	LF356	1.10

H = TO-5 CAN

T = TO-220

K = TO-3

## RCA

CA 3023	2.75	CA 3082	1.65
CA 3039	1.29	CA 3083	1.55
CA 3046	1.25	CA 3086	.80
CA 3059	2.90	CA 3089	2.99
CA 3060	2.90	CA 3096	3.49
CA 3065	1.75	CA 3130	1.30
CA 3080	1.10	CA 3140	1.15
CA 3081	1.65	CA 3146	1.85
CA 316*	1.19		

## TI

TL494	4.20	75365	1.95
TL496	1.65	75450	.59
TL497	3.25	75451	.39
75107	1.49	75452	.39
75110	1.95	75453	.39
75150	1.95	75454	.39
75154	1.95	75491	.79
75188	1.25	75492	.79
75189	1.25	75493	.89
75494	.89		

## BI FET

TL071	.79	TL084	2.19
TL072	1.19	LF347	2.19
TL074	2.19	LF351	.60
TL081	.79	LF353	1.00
TL082	1.19	LF355	1.10
TL083	1.19	LF356	1.10
LF357	1.40		

## 74S00

74S00	.32	74S163	1.95
74S02	.35	74S168	3.95
74S03	.35	74S169	3.95
74S04	.35	74S174	.95
74S05	.35	74S175	.95
74S08	.35	74S181	3.95
74S09	.40	74S182	2.95
74S10	.35	74S188	1.95
74S11	.35	74S189	6.95
74S15	.35	74S194	1.49
74S20	.35	74S195	1.49
74S22	.35	74S196	1.49
74S30	.35	74S197	1.49
74S32	.40	74S201	6.95
74S37	.88	74S225	7.95
74S38	.85	74S240	2.20
74S40	.35	74S241	2.20
74S51	.35	74S244	2.20
74S64	.40	74S251	.95
74S65	.40	74S253	.95
74S74	.50	74S257	.95
74S85	1.99	74S258	.95
74S86	.50	74S260	.79
74S112	.50	74S274	19.95
74S113	.50	74S275	19.95
74S114	.55	74S280	1.95
74S124	2.75	74S287	1.90
74S132	1.24	74S288	1.90
74S133	.45	74S289	6.89
74S134	.50	74S301	6.95
74S135	.89	74S373	2.45
74S138	.85	74S374	2.45
74S139	.85	74S381	7.95
74S140	.55	74S387	1.95
74S151	.95	74S412	2.98
74S153	.95	74S471	4.95
74S157	.95	74S472	4.95
74S158	.95	74S474	4.95
74S161	1.95	74S482	15.25
74S162	1.95	74S570	2.95
		74S571	2.95

## IC SOCKETS

1-99	100
8 pin ST	.13 .11
14 pin ST	.15 .12
16 pin ST	.17 .08
18 pin ST	.20 .18
20 pin ST	.29 .27
22 pin ST	.30 .27
24 pin ST	.30 .27
28 pin ST	.40 .32
40 pin ST	.49 .39
64 pin ST	4.25 call
ST = SOLDERTAIL	
8 pin WW	.59 .49
14 pin WW	.69 .52
16 pin WW	.49 .49
18 pin WW	.99 .90
20 pin WW	1.09 .90
22 pin WW	1.39 1.28
24 pin WW	1.49 1.35
28 pin WW	1.69 1.49
40 pin WW	1.99 1.80
WW = WIREWRAP	
16 pin ZIF	6.75 call
24 pin ZIF	9.95 call
28 pin ZIF	10.95 call
ZIF = TEXT TOOL	
(Zero Insertion Force)	

## LED LAMPS

1-99	100-up
Red	.10 .09
Green	.18 .15
Yellow	.18 .15

## LED DISPLAYS

HP 5082-7760	.6"	CC	1.29
MAN 72	.3"	CA	.99
MAN 74	.3"	CC	.99
FND-357 (359)	.375"	CC	1.25
FND-500 (503)	.5"	CC	1.49
FND-507 (510)	.5"	CA	1.49

## VOLTAGE REGULATORS

7805T	.75	7905T	.85
7808T	.75	7908T	.85
7812T	.75	7912T	.85
7815T	.75	7915T	.85
7824T	.75	7924T	.85
7805K	1.39	7905K	1.49
7812K	1.39	7912K	1.49
7815K	1.39	7915K	1.49
7824K	1.39	7924K	1.49
78L05	.69	79L05	.79
78L12	.69	79L12	.79
78L15	.69	79L15	.79
78H05K	9.95	LM323K	4.95
78H12K	9.95	UA78540	1.95

T = TO-220

K = TO-3

L = TO-92

## DIP SWITCHES

4 POSITION	.85
5 POSITION	.90
6 POSITION	.90
7 POSITION	.95
8 POSITION	.95

## INTERFACE

8T26	1.59
8T28	1.89
8T95	.89
8T96	.89
8T97	.89
8T98	.89
DM8131	2.95
DP8304	2.29
DS8835	1.99
DS8836	.99

## MISC.

ULN2003	2.49
3242	7.95
3341	4.95
MC3470	4.95
MC3480	9.00
11C90	13.95
95H90	7

# SPRING APPLE SALE!

## FD-35 DISK DRIVE

By MA Systems

- ★ Direct Replacement for Apple Disk II
- ★ Compatible with Apple Controller or other Apple compatible controllers
- ★ Specially designed electronics with low power consumption
- ★ DOS 3.3 and 3.2 compatible
- ★ Owner's Manual and Warranty Card included
- ★ 90-day Warranty

**NEW INTRODUCTORY OFFER**  
**\$229.95**  
 CONTROLLER CARD \$89.95

## APPLE II KEYBOARD \$99.95

From the Keyboard Co

- ★ Brand New Rev. 7 keyboard — NOT an imitation
- ★ Special Purchase — Supply very limited
- ★ Includes Encoder Board and Cable

## APPLE COMPATIBLE POWER SUPPLY \$99.95

- ★ Compact Switching Design
- ★ All Outputs regulated
- ★ Short Circuit and Overload Protection
- ★ Complete with Apple-type plug-in power cord
- ★ Apple Compatible — Yet higher output allows more disk drives and cards without overheating
- ★ +5V @ 5A, +12V @ 3A, -5V @ .5A, -12V @ .5A
- ★ Shielded enclosure: 10 3/4" x 3 1/2" x 2 3/16"

## VIEWMAX 80

A Full Function 80 column card for Apple II\*

2 YEAR WARRANTY

**\$199.95**

## NEW IMPROVED

## JDR COOLING FAN FOR YOUR APPLE II

- ★ Easy modification — no modification of Apple required
- ★ Eliminates overheating problems
- ★ Switch on front controls fan, Apple, and extra outlet
- ★ Rotron whisper fan is the quietest, most reliable on the market

**NOW WITH SURGE SUPPRESSION**  
**\$69.95**

WITHOUT SURGE SUPPRESSION \$59.95

## INTERFACE CARDS

By Perisoft

### PRINTERLINK \$79.00

- ★ Centronics Standard Parallel Interface for Apple II
  - ★ Simple to use — Yet supports custom driver applications from ROM or Disk
  - ★ Includes card, cable and user's manual
  - ★ 1 Year Warranty
- MESSENGER \$119.00**
- ★ Serial I/O for Apple II
  - ★ Connects virtually any RS-232 serial device
  - ★ 6 switch selectable drivers:
    - 4 printer drivers
    - Terminal Driver — 40 or 80 driver
  - ★ Includes card, cable and user's manual
  - ★ 1 Year Warranty

## OKIDATA PRINTERS

- ★ 120 cps, 9x9 Dot Matrix
- ★ 50% faster than EPSON
- ★ Parallel and Serial interfaces are standard

ML-82A ..... \$479.50

ML-83A ..... \$699.95

ML-84 PARALLEL ... \$1059.00

CALL FOR PRICES ON 82A TRACTOR OPTION AND 82A, 83A GRAPHICS OPTION, CABLES AND INTERFACE CARDS AVAILABLE

## JDR 16K RAMCARD

For Apple II\*

- ★ Expand your 48K Apple to 64K
- ★ Fully compatible with Apple Language System — Use in place of Apple Language card
- ★ Provides extra memory for Visicalc™
- ★ Run PASCAL, FORTRAN, Integer Basic with appropriate software
- ★ Highest quality card features: gold edge connector, sockets for all IC's

NOW WITH 2 YEAR WARRANTY

ASSEMBLED & TESTED WITH WARRANTY ..... **\$44.95**

KIT — INCLUDES ALL PARTS & INSTRUCTIONS ... **\$40.95**

BARE PC CARD WITH INSTRUCTIONS ..... **\$14.95**

## MONITORS

GREEN PHOSPHOR

NEC JB1201M ..... **\$169.00**

ZENITH ZVM-121 ..... **\$119.00**

COLOR

AMDEK COLOR 1 ..... **\$335.00**

## ORDER TOLL FREE

**800-538-5000**

**800-662-6279**

(CALIFORNIA RESIDENTS)

## 5 1/4" DISKETTES

ATHANA SS SD SOFT . . . 24.95

MEMOREX SS SD SOFT . . . 26.95

VERBATIM SS DD SOFT . . . 29.95

VERBATIM 10 SECT HARD 29.95

## NASHUA

TOP QUALITY — LOW PRICE!

Single Sided, Single Density  
Soft Sected with Hub Ring

**\$19.95 BOX OF 10**

## VISIT OUR RETAIL STORE

HOURS: M-W-F, 9-5 T-Th., 9-9 Sat. 11-3

PLEASE USE YOUR CUSTOMER NUMBER WHEN ORDERING  
 TERMS: For shipping include \$2 for UPS Ground or \$3 for UPS Blue Label Air. Items over 5 pounds require additional shipping charges. Foreign orders, include sufficient amount for shipping. There is a \$10 minimum order. Bay Area and Los Angeles Counties add 6 1/2% Sales Tax. Other California residents add 6% Sales Tax. We reserve the right to substitute manufacturer. Not responsible for typographical errors. Prices are subject to change without notice. We will match or beat any competitor's price provided it is not below our cost.

\* APPLE IS A TRADEMARK OF APPLE COMPUTER CO.



## JDR Microdevices

1224 S. Bascom Avenue

San Jose, CA 95128

800-538-5000 • 800-662-6279 (CA)

(408) 995-5430 • Telex 171-110

© 1983 JDR MICRODEVICES, INC.



# DIGI-KEY CORPORATION

In An., Ak., Mi. Call 218-681-6674

**QUALITY** - Name brand products from nationally recognized manufacturers.

**SERVICE** - Computerized order processing and inventory control.

**SAVINGS** - Volume Discounts • OEM Quantity Pricing • Toll Free 800 Number

## INTEGRATED CIRCUITS

7400 TTL	74LS00 TTL	74500 TTL	4000 CMOS
7400	74LS00	74500	4000
7401	74LS01	74501	4001
7402	74LS02	74502	4002
7403	74LS03	74503	4003
7404	74LS04	74504	4004
7405	74LS05	74505	4005
7406	74LS06	74506	4006
7407	74LS07	74507	4007
7408	74LS08	74508	4008
7409	74LS09	74509	4009
7410	74LS10	74510	4010
7411	74LS11	74511	4011
7412	74LS12	74512	4012
7413	74LS13	74513	4013
7414	74LS14	74514	4014
7415	74LS15	74515	4015
7416	74LS16	74516	4016
7417	74LS17	74517	4017
7418	74LS18	74518	4018
7419	74LS19	74519	4019
7420	74LS20	74520	4020
7421	74LS21	74521	4021
7422	74LS22	74522	4022
7423	74LS23	74523	4023
7424	74LS24	74524	4024
7425	74LS25	74525	4025
7426	74LS26	74526	4026
7427	74LS27	74527	4027
7428	74LS28	74528	4028
7429	74LS29	74529	4029
7430	74LS30	74530	4030
7431	74LS31	74531	4031
7432	74LS32	74532	4032
7433	74LS33	74533	4033
7434	74LS34	74534	4034
7435	74LS35	74535	4035
7436	74LS36	74536	4036
7437	74LS37	74537	4037
7438	74LS38	74538	4038
7439	74LS39	74539	4039
7440	74LS40	74540	4040
7441	74LS41	74541	4041
7442	74LS42	74542	4042
7443	74LS43	74543	4043
7444	74LS44	74544	4044
7445	74LS45	74545	4045
7446	74LS46	74546	4046
7447	74LS47	74547	4047
7448	74LS48	74548	4048
7449	74LS49	74549	4049
7450	74LS50	74550	4050
7451	74LS51	74551	4051
7452	74LS52	74552	4052
7453	74LS53	74553	4053
7454	74LS54	74554	4054
7455	74LS55	74555	4055
7456	74LS56	74556	4056
7457	74LS57	74557	4057
7458	74LS58	74558	4058
7459	74LS59	74559	4059
7460	74LS60	74560	4060
7461	74LS61	74561	4061
7462	74LS62	74562	4062
7463	74LS63	74563	4063
7464	74LS64	74564	4064
7465	74LS65	74565	4065
7466	74LS66	74566	4066
7467	74LS67	74567	4067
7468	74LS68	74568	4068
7469	74LS69	74569	4069
7470	74LS70	74570	4070
7471	74LS71	74571	4071
7472	74LS72	74572	4072
7473	74LS73	74573	4073
7474	74LS74	74574	4074
7475	74LS75	74575	4075
7476	74LS76	74576	4076
7477	74LS77	74577	4077
7478	74LS78	74578	4078
7479	74LS79	74579	4079
7480	74LS80	74580	4080
7481	74LS81	74581	4081
7482	74LS82	74582	4082
7483	74LS83	74583	4083
7484	74LS84	74584	4084
7485	74LS85	74585	4085
7486	74LS86	74586	4086
7487	74LS87	74587	4087
7488	74LS88	74588	4088
7489	74LS89	74589	4089
7490	74LS90	74590	4090
7491	74LS91	74591	4091
7492	74LS92	74592	4092
7493	74LS93	74593	4093
7494	74LS94	74594	4094
7495	74LS95	74595	4095
7496	74LS96	74596	4096
7497	74LS97	74597	4097
7498	74LS98	74598	4098
7499	74LS99	74599	4099
7500	74LS100	74600	4100

## INTEGRATED CIRCUITS

7400 TTL	74LS00 TTL	74500 TTL	4000 CMOS
7400	74LS00	74500	4000
7401	74LS01	74501	4001
7402	74LS02	74502	4002
7403	74LS03	74503	4003
7404	74LS04	74504	4004
7405	74LS05	74505	4005
7406	74LS06	74506	4006
7407	74LS07	74507	4007
7408	74LS08	74508	4008
7409	74LS09	74509	4009
7410	74LS10	74510	4010
7411	74LS11	74511	4011
7412	74LS12	74512	4012
7413	74LS13	74513	4013
7414	74LS14	74514	4014
7415	74LS15	74515	4015
7416	74LS16	74516	4016
7417	74LS17	74517	4017
7418	74LS18	74518	4018
7419	74LS19	74519	4019
7420	74LS20	74520	4020
7421	74LS21	74521	4021
7422	74LS22	74522	4022
7423	74LS23	74523	4023
7424	74LS24	74524	4024
7425	74LS25	74525	4025
7426	74LS26	74526	4026
7427	74LS27	74527	4027
7428	74LS28	74528	4028
7429	74LS29	74529	4029
7430	74LS30	74530	4030
7431	74LS31	74531	4031
7432	74LS32	74532	4032
7433	74LS33	74533	4033
7434	74LS34	74534	4034
7435	74LS35	74535	4035
7436	74LS36	74536	4036
7437	74LS37	74537	4037
7438	74LS38	74538	4038
7439	74LS39	74539	4039
7440	74LS40	74540	4040
7441	74LS41	74541	4041
7442	74LS42	74542	4042
7443	74LS43	74543	4043
7444	74LS44	74544	4044
7445	74LS45	74545	4045
7446	74LS46	74546	4046
7447	74LS47	74547	4047
7448	74LS48	74548	4048
7449	74LS49	74549	4049
7450	74LS50	74550	4050
7451	74LS51	74551	4051
7452	74LS52	74552	4052
7453	74LS53	74553	4053
7454	74LS54	74554	4054
7455	74LS55	74555	4055
7456	74LS56	74556	4056
7457	74LS57	74557	4057
7458	74LS58	74558	4058
7459	74LS59	74559	4059
7460	74LS60	74560	4060
7461	74LS61	74561	4061
7462	74LS62	74562	4062
7463	74LS63	74563	4063
7464	74LS64	74564	4064
7465	74LS65	74565	4065
7466	74LS66	74566	4066
7467	74LS67	74567	4067
7468	74LS68	74568	4068
7469	74LS69	74569	4069
7470	74LS70	74570	4070
7471	74LS71	74571	4071
7472	74LS72	74572	4072
7473	74LS73	74573	4073
7474	74LS74	74574	4074
7475	74LS75	74575	4075
7476	74LS76	74576	4076
7477	74LS77	74577	4077
7478	74LS78	74578	4078
7479	74LS79	74579	4079
7480	74LS80	74580	4080
7481	74LS81	74581	4081
7482	74LS82	74582	4082
7483	74LS83	74583	4083
7484	74LS84	74584	4084
7485	74LS85	74585	4085
7486	74LS86	74586	4086
7487	74LS87	74587	4087
7488	74LS88	74588	4088
7489	74LS89	74589	4089
7490	74LS90	74590	4090
7491	74LS91	74591	4091
7492	74LS92	74592	4092
7493	74LS93	74593	4093
7494	74LS94	74594	4094
7495	74LS95	74595	4095
7496	74LS96	74596	4096
7497	74LS97	74597	4097
7498	74LS98	74598	4098
7499	74LS99	74599	4099
7500	74LS100	74600	4100

## TEXAS INSTRUMENTS I.C. SOCKETS

Standard 14-pin DIP sockets. Available in standard 14-pin and 16-pin sizes. Contact the board level of the IC socket, allowing for insertion and high retention forces. Sockets are available in standard and high retention grades.

## SOLDER TAIL DIP SOCKETS

• Single beam  
• Low profile  
• YOUR CHOICE: TIN OR GOLD  
• 20-25 mil thickness gold on gold available

## TIN PLATED SOLDER TAIL

Part No. Description Qty. Price

Part No.	Description	Qty.	Price
101	8-pin solder tail	100	1.18
102	14-pin solder tail	100	1.18
103	16-pin solder tail	100	1.18
104	20-pin solder tail	100	1.18
105	24-pin solder tail	100	1.18
106	28-pin solder tail	100	1.18
107	32-pin solder tail	100	1.18
108	36-pin solder tail	100	1.18
109	40-pin solder tail	100	1.18
110	44-pin solder tail	100	1.18
111	48-pin solder tail	100	1.18
112	52-pin solder tail	100	1.18
113	56-pin solder tail	100	1.18
114	60-pin solder tail	100	1.18
115	64-pin solder tail	100	1.18
116	68-pin solder tail	100	1.18
117	72-pin solder tail	100	1.18
118	76-pin solder tail	100	1.18
119	80-pin solder tail	100	1.18
120	84-pin solder tail	100	1.18
121	88-pin solder tail	100	1.18
122	92-pin solder tail	100	1.18
123	96-pin solder tail	100	1.18
124	100-pin solder tail	100	1.18
125	104-pin solder tail	100	1.18
126	108-pin solder tail	100	1.18
127	112-pin solder tail	100	1.18
128	116-pin solder tail	100	1.18
129	120-pin solder tail	100	1.18
130	124-pin solder tail	100	1.18
131	128-pin solder tail	100	1.18
132	132-pin solder tail	100	1.18
133	136-pin solder tail	100	1.18
134	140-pin solder tail	100	1.18
1			

# DIPIKEY CORPORATION

In Mn., Ak., Ill, Call 218 841-6474

NATIONAL SEMICONDUCTOR • PANASONIC • QUALITY — Name brand products from nationally recognized manufacturers. AVID • CHEMIVIC • BISHOP GRAPHICS • ARIES • PLESSEY • MOLEX • AVIC • F. J. MCKAY • UNICOR • UNICOR • CHEMICALS • SERVICE — Computerized order processing and inventory control. NATIONAL SEMICONDUCTOR • PANASONIC • SAVINGS — Volume Discounts • OEM Quantity Pricing • Toll Free 800 Number

**SILICON TRANSISTORS**

Part No. Price

Part No.	Price	Part No.	Price
2N2906	1.44	2N2912	1.00
2N2907	1.44	2N2908	1.00
2N2909	1.44	2N2910	1.00
2N2911	1.44	2N2913	1.00

**CHEMICALS • ARIES • PLESSEY • MOLEX • E. MACHINE • DIAMOND TOOL • UNICOR • CHEMICALS • UNICOR • CHEMICALS • UNICOR • CHEMICALS • UNICOR**

### SILICON RECTIFIERS & ZENER DIODES

**3A-P SILICON RECTIFIER**

**NATIONAL SEMICONDUCTOR**

### Time-Temp. Clock Module

Quant 7 inch 4-Digit LED Display

**1999 IIT SILICON ZENER DIODES**

Part No. Price

Part No.	Price
1N4733	1.00
1N4734	1.00
1N4735	1.00
1N4736	1.00

### ROBINSON INDUSTRIES

**TERMINATION JUMPERS**

SOCKET CONNECTOR TERMINATION

P-CB CONNECTOR TERMINATION

CARD LOGIC CONNECTOR TERMINATION

Number After Dash is Cable Length in Inches

Part No.	Price
100-10	1.00
100-20	1.00
100-30	1.00
100-40	1.00

### alpha wire cable tubing

Hookup Wire Stranded PVC Insulated

Hookup Wire Solid PVC Insulated

Hookup Wire Solid PTFE Insulated

Part No. Price

Part No.	Price
AW-10	1.00
AW-20	1.00
AW-30	1.00
AW-40	1.00

### Programmable Clock Modules

07 or 08 4-Digit LED Display

User Programmable for 12 or 24 hour displays

8 1/2 inch x 10 inch module

Features include 24-hour timer, auto lamp on/off, battery back-up, auto power failure, auto reset, auto mode select, auto test, auto alarm, auto beep, auto buzzer, auto speaker.

Part No.	Price
MA1020	1.00
MA1021	1.00
MA1022	1.00
MA1023	1.00

### DIP Jumper Card Assembly

Standard Assembly Styles

Number After Dash is Cable Length in Inches

Part No.	Price
100-10	1.00
100-20	1.00
100-30	1.00
100-40	1.00

### 1% Metal Film Resistors

Standard Resistor Value Table

Part No.	Price
100-10	1.00
100-20	1.00
100-30	1.00
100-40	1.00

### 5-Digit LCD Clock

National Semiconductor MA1023

8 1/2 inch x 10 inch module

Features include 24-hour timer, auto lamp on/off, battery back-up, auto power failure, auto reset, auto mode select, auto test, auto alarm, auto beep, auto buzzer, auto speaker.

Part No.	Price
MA1023	1.00

### 5% Carbon Film Resistors

Standard Resistor Value Table

Part No.	Price
100-10	1.00
100-20	1.00
100-30	1.00
100-40	1.00

### Shrinkable Wire Polyethylene Black

Part No. Price

Part No.	Price
SW-10	1.00
SW-20	1.00
SW-30	1.00
SW-40	1.00

### DIGI-CLOCK in 1/2 11DC

1 1/2 inch x 10 inch module

Features include 24-hour timer, auto lamp on/off, battery back-up, auto power failure, auto reset, auto mode select, auto test, auto alarm, auto beep, auto buzzer, auto speaker.

Part No.	Price
MA1023	1.00

### 3% Carbon Film Resistor Value Table

Part No. Price

Part No.	Price
100-10	1.00
100-20	1.00
100-30	1.00
100-40	1.00

### Shrinkable Wire Polyethylene Black

Part No. Price

Part No.	Price
SW-10	1.00
SW-20	1.00
SW-30	1.00
SW-40	1.00

### 3AG PANEL FUSEHOLDER

Part No. Price

Part No.	Price
3AG-10	1.00
3AG-20	1.00
3AG-30	1.00
3AG-40	1.00

### 3AG 100-0 BLO FUSES

Part No. Price

Part No.	Price
3AG-10	1.00
3AG-20	1.00
3AG-30	1.00
3AG-40	1.00

### Shrinkable Wire Polyethylene Black

Part No. Price

Part No.	Price
SW-10	1.00
SW-20	1.00
SW-30	1.00
SW-40	1.00

### PANASONIC LED NUMERIC DISPLAYS

Part No. Price

Part No.	Price
PD150	1.00
PD250	1.00
PD350	1.00
PD450	1.00

### WATT'S CARBON FILM RESISTOR ASSORTMENT

Part No. Price

Part No.	Price
WR10	1.00
WR20	1.00
WR30	1.00
WR40	1.00

### Shrinkable Wire Polyethylene Black

Part No. Price

Part No.	Price
SW-10	1.00
SW-20	1.00
SW-30	1.00
SW-40	1.00

### 3AG PANEL FUSEHOLDER

Part No. Price

Part No.	Price
3AG-10	1.00
3AG-20	1.00
3AG-30	1.00
3AG-40	1.00

### WATT'S CARBON FILM RESISTOR ASSORTMENT

Part No. Price

Part No.	Price
WR10	1.00
WR20	1.00
WR30	1.00
WR40	1.00

### Shrinkable Wire Polyethylene Black

Part No. Price

Part No.	Price
SW-10	1.00
SW-20	1.00
SW-30	1.00
SW-40	1.00

The Digi-Key volume discount and handling charges are simple to apply. Most items sold by Digi-Key may be combined for a volume discount. Items that are not discountable are identified by the suffix -ND following the part number. After wiring your order, total all of the discountable items and apply the appropriate discount. To this subtotal, add the non-discountable items, then add the handling charge. We pay all shipping and insurance to addresses in the U.S., Canada and Mexico when credit or money order accompanies your order. If you are shipping to other countries, add the shipping and handling charges. Digi-Key, Dept. 111, 6450 Highway 23 South, Thief River Falls, MN 56581. You may pay by check, money order, MasterCard, VISA or C.O.D. **DIGI-KEY GUARANTEE:** Any parts or products purchased from Digi-Key that prove to be defective will be replaced or refunded 100% returned within 90 days from receipt with a copy of your invoice. Prices subject to change without notice.





# Computers & Electronics Marketplace

**CLASSIFIED RATES:** Per Word, 15 Word Minimum. **COMMERCIAL:** \$4.00. **PERSONAL:** \$2.30. **EXPAND-AD\*:** \$6.00. Ads set in all bold type @ 20% premium. Ads set with background screen @ 25% premium. **DISPLAY:** 1" x 2 1/4", \$485.00. 2" x 2 1/4", \$970.00. 3" x 2 1/4", \$1,450.00. **GENERAL INFORMATION:** Frequency rates and prepayment discounts available. Payment must accompany order except credit card—Am. Ex., Diners, MC, VISA (include exp. date)—or accredited ad agency insertions. Copy subject to publisher's approval; must be typewritten or printed. First word set in caps. Advertisers using P.O. Boxes MUST supply permanent address and telephone number. Orders not acknowledged. They will appear in next available issue after receipt. Closing date: 1st of the 2nd month preceding cover date (e.g., Mar. issue closes Jan. 1). Send order & remittance to: Classified Advertising, **COMPUTERS & ELECTRONICS Magazine**, 1 Park Avenue, New York, NY 10016. Direct inquiries to Rose Lynch, (212) 725-7686.

## FOR SALE

**GOVERNMENT** and industrial surplus receivers, transmitters, snooper scopes, electronic parts, Picture Catalog 25 cents. Meshna, Nahant, Mass. 01908.

**ELECTRONIC PARTS**, semiconductors, kits. **FREE FLYER.** Large catalog \$1.00 deposit. **BIGELOW ELECTRONICS**, Bluffton, Ohio 45817.

**BUILD AND SAVE. TV EARTH STATION. DETECTIVE ELECTRONICS.** Video Recorders, Color Cameras, advanced Telephone Projects. **BROADCAST ELECTRONICS**, 50 page color catalog of unusual electronic projects **AIR MAILED \$3.00**; with 3 hour audio cassette dramatization of our catalog \$5.00. Don Britton Enterprises, PO Drawer G, Waikiki, Hawaii 96815.

**RECONDITIONED TEST EQUIPMENT \$1.00** for catalog. **WALTER'S TEST EQUIPMENT**, 2697 Nickel, San Pablo, CA 94806. (415) 724-0587.

**ELECTRONIC PARTS.** Stamp for flyer, \$1.00 deposit for catalog. **DAYTAPRO ELECTRONICS**, 3029 N. Wilshire, Arlington Hts., IL 60004.

**ELECTRONIC CATALOG.** Over 4,500 items. Parts, & components. Everything needed by the hobbyist or technician. \$2.00 postage & handling (United States Only), refundable with first \$15.00 order. T & M Electronics, 472 East Main St., Patchogue, NY 11772. (516) 289-2520.

**PRINTED CIRCUIT BOARDS.** your artwork. Quick delivery. Reasonable. **Atlas Circuits**, Box 892, Lincolnton, NC 28092. (704) 735-3943.

**SATELLITE TELEVISION...** HOWARD/COLEMAN boards to build your own receiver. For more information write... **ROBERT COLEMAN**, Rt. 3, Box 58-APE, Travelers Rest, S.C. 29690.

**SOUND SYNTHESIZER KITS**—Surf \$19.95, Wind \$19.95, Wind Chimes \$24.95. Musical Accessories, many more. Catalog free. **PAIA Electronics**, Box J14359, Oklahoma City, OK 73114.

**FREE SATCOM**  
... to you now...

**SATELLITE TV**  
**FANTASTIC 80 TV CHANNELS**

New antenna construction plans plus big 8 x 11 book loaded with aiming info. kits, LNAs and receivers at wholesale prices. Far better than cable TV! Enjoy crystal clear reception. Send \$9.95 today. Add \$2.00 for 1st class (air mail) or call our 24 hr. COD order line (305) 862-5068 Now

Global TV Electronics, P.O. Box 219 E. Maitland, FL 32751

**RF MODULATORS** for SATELLITE TELEVISION, **MICRO-COMPUTERS** CCTV. Also monitors, cameras, kits. **FREE VIDEO CATALOG.** Phone (402) 987-3771. Dealers Welcomed. **ATV RESEARCH**, 13-P Broadway, Dakota City, NE 68731.

**CABLE TV CONVERTERS & EQUIPMENT.** Plans and parts. Build or buy. For more information send \$2.00: **C & D ELECTRONICS INC.**, P.O. Box 21, Jenison, MI 49428.

**FREE FLYER!** IC's, resistors, capacitors, jacks, etc.. plus SSM music synthesizer/audio IC's, power amp modules, analog delay IC's, computer books, and more. Also plans for analog delay/chorus unit! **PGS Electronics**, Route 25, Box 304 Terre Haute, IN 47802.

**SATELLITE TV**  
• SYSTEMS • COMPONENTS • LNAs •  
• ANTENNAS • RECEIVERS •  
WE CAN HELP YOU!

**HIGH FRONTIER**  
2230 E. Indian School Rd., Phoenix, AZ 85016  
(602) 954-6008

**TELETYPE EQUIPMENT:** Copy Military, Press, Weather, Amateur, Commercial Transmissions. Catalog \$1.00. **WEATHER-MAP RECORDERS:** Copy Satellite Photographs, National-Local Weather Maps, Learn How! \$1.00. Atlantic Sales, 3730 Nautilus Ave., Brooklyn, NY 11224. Phone: (212) 372-0349.

**CABLE TV**  
**Buy Direct & Save**

**SUPER SPECIALS**

40 CHANNEL REMOTE CONTROL CABLE CONVERTER \$29<sup>95</sup>

Advanced Solid State design and circuitry allows you to receive mid & super band channels. Restores programming to Video Recorders

36 CHANNEL REMOTE CONTROL CABLE CONVERTER \$69<sup>95</sup>

JERROLD 400 THE ULTIMATE CABLE TV CONVERTER

60 CHANNEL INFRARED REMOTE CONTROL \$129<sup>95</sup>

Send \$5 for Complete Catalog

**DIRECT VIDEO SALES**  
P.O. BOX 1329  
JEFFERSONVILLE, INDIANA 47130  
CALL  
1-812-282-4786

**POLICE CODE UNSCRABLERS.** lets you hear the coded messages of Police, Fire and Medical channels; magnetic mobile scanner antennas and other scanner accessories, satisfaction guaranteed. **DNE Inc.**, Rt. 7, Box 257-A, Hot Springs, AR 71901. (501) 623-6027.

**REPAIR ATARI GAMES AT HOME**

Complete repair course on 3 hour video tape (Beta or VHS) plus schematics and technical literature enables you to start earning money right away. All popular repair parts in stock for immediate shipment. \$1.00 for parts/price list and additional information refundable with order. Exclusive National Distributor

**ELECTRONICS WAREHOUSE CORP.**  
1910 Coney Island Avenue  
Brooklyn, N.Y. 11230 (212) 375-2700

**FREE FLYER** 99 cent kits. Parts. Bargains **Galore!** ALLKIT, 434 West 4th St., West Islip, New York 11795.

**RESISTORS**, 1/4W/1/2W/5% C.F., 3¢ ea., 1% Metallfilms. NO MINIMUMS. Quantity Discounts. Write: **JR INDUSTRIES**, 5834-A Swancreek, Toledo, OH 43614.

Call or Send for Free **SINTEC**  
**ELECTRONIC PARTS CATALOG**

Thousands of Quality Components No Mail Order Seconds! Call Toll Free **800-526-5960**

NJ Residents call 201-996-4093  
Sintec, Drawer Q, Millford, NJ 08848

**FAST, DEPENDABLE MAIL-ORDER!** Prime semiconductors, parts, accessories. Free 54 page catalog. **The Parts Store**, Dept. 180, 999 44th St., Marion, IA 52302.

**IF YOU ARE READY TO BUY OR SELL GAMES OR SOFTWARE, YOU NEED...**

**COMPUTER SHOPPER**

Over 100 pages each month. Deal with individuals nationwide. Low ad rate, only 12¢ a word. Subscription \$10/year. MC & VISA. Money back guarantee. P.O. Box F596 Titusville, FL 32780. (305) 269-3211

**PRINTED CIRCUIT BOARDS.** "QUICK PROTOTYPES", production, design, reflow solder. Send print or description for quote to: **KIT CIRCUITS**, Box 235, Clawson, MI 48017.

## CABLE TV KITS

We have all 3 types of Cable TV Kits. Prices start at \$37. Send for our "informative catalog" \$2, and find out what type you need.

**J & W Electronics, Inc.**  
P.O. Box 61-K  
Cumberland, RI 02864

**S-100 POWER SUPPLY KIT**—\$29.95 (plus shipping). IC's, FANS, CRT's Catalog. **40¢ SASE. DEALIN' ELECTRONICS**, 73E Loma Verde, Palo Alto, CA 94303.

**CABLE TV SECRETS**, the informative publication the cable companies are trying to ban. HBO, Movie Channel, Showtime converters, etc. Send \$8.95 to: **CABLE FACTS**, Box 711 PE, Pataskala, Ohio 43062.

**HI-FI SPEAKER KITS** and raw drivers from the world's finest manufacturers. For beginners and audiophiles. Free information. **A&S SPEAKERS**, Box 7462C, Denver, CO 80207. (303) 399-8609.

**SATELLITE TV RECEIVER BREAKTHROUGH!** Build your own commercial quality receiver now! Instruction manuals, schematics, circuit boards! Send stamped envelope: **XANDI**, Box 25647, Dept 22M, Tempe, AZ 85282.

**BIG SAVINGS ON CONY TRANSMITTERS**—Up to 30% OFF! Send two stamps for catalog. **S.E. Corp.**, Box 1132-PC, Yorba Linda, CA 92686.

**WHOLESALE:** MATV/CATV/VCR equipment, Antennas, Audio, Cables, Adapters, Original and Replacement Cartridges, Stylis, Telephone Accessories, Radios, Cassette Recorders, Speakers, etc. Send letterhead for catalog. 212-897-0509, D&WP, 66-19 Booth, Rego Park, NY 11374.

**SATELLITE TELEVISION:** Receivers \$300, Dishes \$100, LNA's, Downconverters, microwave equipment. **Catalog \$5.00** Satellite Systems, Box 184, Milpitas, CA 95035.

**FREE CATALOG.** Large selection of electronic kits and parts. **Chaney Electronics**, Box 27038, Denver, Colorado 80227. (303) 781-5750.

**CABLE TV BOXES & ACCESSORIES.** Complete units. Moneyback guarantee. **Catalog: \$2.00 (refundable).** **Veejer Electronics**, 2961 Industrial Rd., Dept. 199JC, Las Vegas, NV 89109.

**FIBER-OPTIC** experimenter cable with literature explaining how fiber optics work and its application in today's industry. Send \$5.00 to: **FYBROPTIX**, 363 Rantoul Street, Beverly, MA 01915.

**VIDEO FAC-MAN** 100,000 POINTS and more. Play all night on one game. Impress your friends. Send \$2.20 for pattern. **Sadler and Wright**, P.O. Box 4584, Bluefield, W. VA 24701.

**PRINTED CIRCUIT BOARDS.** Single side, prototype and quantity, quick delivery. Send positive, free quotes. **FAB-TRON**, Box 925, Columbia, TN 38401. (615) 381-1143.

**POPTRONICS** Vol-1, No-1, Oct. 1954 thru Vol-14, No-4, Oct. 1978. Best offer (713) 337-2244

**SUCKING SOLDER MADE EASY.** Finally, one-handed desoldering with your gun. Superb results with surplus vacuum pump. Tip assembly \$14 postpaid. Complete instructions, free brochure. **Gerkman Engineering**, Box 28251, Detroit, MI 48228.

**SATELLITE ANTENNAS.** Build wood or metal from \$98. send \$2. **Prototype Engineers**, Box 1812, Deming, NM 88030.

**WILL TRADE FACTORY SEALED COMPUTER EQUIPMENT** for your McIntosh, Marantz and other quality audio equipment. **Martin Gasman**, 779 Worcester St., Wellesley, MA 02181. (617) CEL-TICS

**CONVERTER MANUAL** 100 pages plus. Explains how, where they're used, complete parts list and schematics on many LHF types, Cable New Satellite types coming in future. Complete troubleshooting guide for FV-3 and FV-4 (Zenith types), 40 pages complete. You'll never need any other publication!!! 24 hr. Hotline for COD, call 301-668-7099, or send \$21.95 plus \$1.50 shipping to: **Telecommunications Publications**, P.O. 16993, Baltimore, Maryland 21206.

**RELIABLE MICROWAVE ANTENNAS**  
2.1 to 2.6 GHz  
Frequency Range  
34db System Gain (or Greater)  
Complete System (pictured) \$119.95  
Down Converter Probe Style  
(Assembled & Tested) \$49.95  
Power Supply (12V to 16V DC+)  
(Assembled & Tested) \$39.95



**PETERSON ELECTRONICS**  
4558 Auburn Blvd  
Sacramento, CA 95841  
(916) 486-9071  
SPECIAL QUANTITY PRICING  
Dealers Wanted - COO'S



1 YEAR WARRANTY  
PARTS & LABOR

TELEPHONES and ACCESSORIES. FCC registered. Send \$2.00 for 72 page catalog (refundable). UNIQUE COMMUNICATIONS, 6335 SR, 97 Galion, Ohio 44833.

**MICROWAVE ANTENNA SYSTEMS**  
Freq. 2.1 to 2.6 GHz • 34 db Gain +



COMPLETE SYSTEMS  
(as Pictured)  
Commercial 40"  
Rod Style \$109.95  
Parabolic 20"  
Dish Style \$ 99.95

CALL OR WRITE FOR  
KITS - PARTS - INDIV.  
COMPONENTS  
We Repair All Types  
Down Converters &  
Power Supplies



**Phillips-Tech Electronics**  
P.O. Box 34772  
Phoenix, AZ 85067  
(602) 265-8255  
Special Quantity Pricing  
Dealers Wanted



TWO YEAR WARRANTY  
PARTS & LABOR

**COMPUTER EQUIPMENT/PARTS**

SAVE 90% Build Your own Minicomputer. Free Details. Digatek, 2723 West Butler Dr., Suite 20C, Phoenix, AZ 85021.

USED COMPUTER TERMINALS, PRINTERS, MODEMS, CABLES, SURPLUS ELECTRONIC PARTS. SPECIALS: DAISY WHEEL PRINTERS (will interface to various computers) \$300.00. XEROX 820 CPU BOARD (single board computer, new, assembled & tested) \$425.00. CATALOG \$1.00. RONDURE COMPANY, "The Computer Room" PE, 2522 BUTLER STREET, DALLAS, TX 75235. (214) 630-4621.

15 ELECTRONIC DESIGN PROGRAMS. ZX81/TS1000 TRS-80/III, cassette \$9.99. Brick Computer, Box 1455-E, Bricktown, NJ 08723.

APPLE SERIAL CARD. Communicate with MODEM or terminal. Switch selectable serial printer protocol, \$46.95/kit \$61.95/assm. Comprehensive manual, DB-25 connector, 6 month warranty. CHECK or C.O.D. B&D ELECTRONICS, Box 3651, Lawrence, KS 66044.

VIC-20 USERS GROUP—Newsletter, Programs, discounts. SASE. NATIONAL VIC-20 PROGRAM EXCHANGE, 102 Hickory Court, Portland, Indiana 47371.

WANT A PLEASANT SURPRISE? Call or write for quotes: Atari, Commodore, Timex, T.I., Corona (IBM work-alike), Amdex, Anadex, Apple & IBM accessories, Hayes, More. GET SURPRISED! HARDWARE SOFTWARE ANYWARE CO., 10 Coles Street, Brooklyn, NY 11231, (212) 596-3592.

16K TS1000/ZX81—Back-up copies of any program. Machine code loading routine will stop any program after loading enabling the use of the SAVE command. Listing \$4.00. Katt's Computers, Box 162, Chicago Heights, IL 60411.

TI-99/4A OWNERS. Send for free list of new and exciting, low cost software. D.E., Box 124, Hicksville, NY 11801.

SAVE—7% off any advertised price, audio, video, (3% tapes & Computer Equipment). Free shipping. Fully guaranteed. Include ad w/prices circled, check, MO (min 50% of order, balance COD): Direct Discount Brokers, 1105 Ferry Avenue, Niagara Falls, NY 14303.

**COMPUTER SOFTWARE**

VIC-20 USERS GROUP, receive newsletter, programs, discounts and more. Send SASE for information. P.O. Box 459, Dept 7, Ladson, South Carolina 29456.

FREE CATALOG—PET, VIC, Commodore 64 Software, Books. TIS, Box 921, Dept. CE7, Los Alamos, NM 87544.

APPLE, TRS-80. Stock market software. Free information. Stock Market Computers, 235 Mesa Avenue, Newbury Park, CA 91320, (213) 884-6900.

TIMEX-SINCLAIR USERS: Join the group of newsletter subscribers who receive free programs every month! Software discounts, Free program, issue and catalog. Z-WEST, Box 2411, Vista, CA 92083.

TI-99/4A MOON TRIP animated graphic program on cassette. Guide module through astrod belt. Then land on moon. Speech synthesizer and joystick capability. \$12.00 postpaid. JAG Software, P.O. Box 2225, Dept 1CE, Ocean, New Jersey 07712.

**DISCOUNT SOFTWARE**—Available for Apple, TRS-80, IBM/PC and TI 99/4 personal computers. Professional applications for the doctor, dentist, attorney, school administrator, teacher, contractor and general office personnel. Catalog \$1.00. Write for MONTHLY SPECIAL OFFERS! Creative Discount Software, 256 S. Robertson Blvd., Suite 2156, Beverly Hills, CA 90211.

COMPUTER PAPER—SAVES\$\$: Lowest single carton prices. Free samples. Bob's Charts, 405 East Third, Long Beach, CA 90802.

**ATARI, APPLE, IBM-PC: Extensive line educational, entertainment, business. FREE BROCHURE.** New Dimension Software, 39010 Baroque, Mt. Clemens, Michigan 48044.

TI-99/4A SOFTWARE: Programs for Astronomy, Mathematics, Finance. Education. Write: Eastbench Software, 1290 Cliffside Drive, Logan, UT 84321.

DON'T BUY—RENT. Game cartridges. TI99, Atari, VIC, Commodore. \$1.00 for list and details: Rusol, Box 1668, Meriden, CT 06450.

C64 (5) PROGRAMS \$9.95. C10 tapes, (25) \$16.00, (100) \$56.00. Boxes add 25%. NY taxable. MC/VISA add 4%. Fabronics, 51 Quarry, Brockport, NY 14420.

TI-99/4A PROGRAMMERS: Affordable Software! Catalog, only \$1. PROGRAMS SOFTWARE, 1435 Burnley Square North, Columbus, Ohio 43229.

SOLAR SOFTWARE—Vendor DIRECTORY of programs linking the power of the SUN to your computer and handheld calculators. Harness the SUN to APPLES, IBM PC and TRS-80 computers: TI-59, HP-97/67/41c calculators. Design solar systems. Determine SOLAR SHADING, SOLAR FLUX, HEAT LOSS/GAIN, COST BENEFIT ANALYSIS-INSULATION, and MUCH MORE. DATA BASES and COMPUTER SERVICES are also listed. Capture the energy of the SUN with alternate energy saving devices and appliances from over 450 businesses and manufacturers. With your check or money order receive 6 PROGRAMS FREE. Send \$12.95 to: ASTRAL ENTERPRISES, P.O. Box 153, Dept CE1, Carpentersville, IL 60110.

HP-41 SIMULTANEOUS EQUATION program for complex numbers. \$3.50 plus SASE. EWEN, 736 Oklahoma Drive, Manchester, MO 63011.

FLIP YOUR DISK...\$7.95 Use both sides. Special punch, 5/4 template and instructions. INTELEX, 147 S. Brentwood Terrace, Mt. Laurel, NJ 08054.

QUALITY COMPUTER SOFTWARE. VIC-20, Commodore 64, Atari. Games, Home, Ham radio. Large list, SASE. Amateur Accessories, Harvest Court, Flemington, New Jersey 08822. (201) 782-1551.

FULL-FEATURED SPREADSHEET: ONLY \$24.95. NOVA-CALC has math IRR, NPV, depreciation and other financial functions, file handling, printing and formatting. Available for Apple (Z-80 card), IBM-PC, Kaypro, Northstar, Osborne, Televideo, Xerox, 8" CPM and others. Call (312) 690-1855 or write: Hourglass Systems, P.O. Box 312, Glen Ellyn, Illinois 60137.

PROFESSIONAL SKIING + SMART BOMBS—Cassette tape for TI99/4A. Joyst & extended basic required. A new and different pair of programs with unique results. \$7.95 checks or M.O. CARL'S Software, 4937 De Maio Dr., Brookhaven, PA 19015.

ATTN: VIC-20 OWNERS! Vegas style poker on cassette, only \$9.95 REQ. Catalog \$1.00 applied to first order. TWILIGHT ENTERPRISES, P.O. Box 1958, Camp Verde, AZ 86322.

ZX81/TS 1000 16K programs: Super File, Phone/Address List and EZ-Filter (op-amp filter design) \$12.95 each. Electro Research, P.O. Box 12380, Columbus, Ohio 43212.

EXCHANGE TI-99/4A cassette programs you've created with others. Also, 8-10 GREAT cassette programs only \$5. "THE EXCHANGE", CE-2, P.O. Box 46, Sterling, Virginia 22170.

SINCLAIR DISCOUNT PROGRAMS—\$2.00. Send SASE for free listings. LDS Software, Box 999, College Station, TX 77841.

CLASSIFIED ADVERTISING ORDER FORM

1	2	3	4	5
6	7	8	9	10
11	12	13	14	15 (MINIMUM)
16	17	18	19	20
21	22	23	24	25
26	27	28	29	30
31	32	33	34	35
36	37	38	39	40
41	42	43	44	45
46	47	48	49	50

Please refer to heading on first page of this section for ad placement information

COMMERCIAL: \$4.00. PERSONAL: \$2.30. EXPAND-AD: \$6.00

# OF WORDS \_\_\_\_\_ # OF INSERTIONS \_\_\_\_\_

PAYMENT ENCLOSED \$ \_\_\_\_\_

CHARGE You will be billed monthly  American Express  Diners  Visa  MasterCard-Interbank # \_\_\_\_\_

Account # \_\_\_\_\_ Exp Date \_\_\_\_\_

SIGNATURE \_\_\_\_\_

PRINT NAME \_\_\_\_\_

ADDRESS \_\_\_\_\_

CITY \_\_\_\_\_ STATE \_\_\_\_\_ ZIP \_\_\_\_\_

FREE money saving bulletin on popular brand name programs and books for your small computer. Superior, Dept CE, 8030 Westchester Road, Westchester, OH 45069.

ZX81, TS1000 Software. Send for Free Catalog. Midwest Software Co., 9922 Harwich, Crestwood, MO 63126.

VIC-20 SOFTWARE. Educational, business, home. FREE CATALOG. Farthest Fringe, 101 Highway Blvd., N. Pekin, IL 61554.

\$\$\$ SOFTWARE SAVINGS, over 2000 programs from 150+ publishers. Send for FREE DETAILS. Soft-Source, 2464 El Camino Real, Dept. 236A, Santa Clara, CA 95051.

## COMPUTER PUBLICATIONS

FREE Catalog of special function IC's and quality components. Goldsmith Scientific, Box 318M, Commack, New York 11725.

## AMATEUR RADIO

RADIO AMATEUR CALLBOOKS: 1983 Directories of Radio Amateurs around the world. U.S. Callbook \$23.00; Foreign Callbook \$22.00, shipping included. See your Dealer or write for FREE catalog. RADIO AMATEUR CALLBOOK. Dept CE, 925 Sherwood Dr., Lake Bluff, IL 60044.

VIDEOSCAN 1000 Slow Scan TV — HIGH RESOLUTION (amateur, phone line, monitoring, teleconferencing). CODE\*STAR — DECODE Morse, RTTY, ASCII. LARGE LEDs or connect computer/printer. MORSE-A-KEYER — CW Keyboard. TRI-VOLTAGE POWER SUPPLY. Kits/Assembled. FREE brochures. MICROCRAFT CORPORATION, Box 513-PE, Thiensville, WI 53092. (414) 241-8144.

## TIMEX/SINCLAIR

KROPK., STAR SEARCH, NOAH'S ARK, finest programs available. Machine Language action, graphics. SASE Brown Cottage, 5486 Bright Hawk, Columbia, MD 21045.

FREE SOFTWARE/HARDWARE CATALOG for your TS/ZX-81 16K: New programs. JPR SOFTWARE, Box 4155, Winter Park, FL 32793.

"MUST-HAVE" Utility SOFTWARE. Cassettes—relocatable machine language. SASE for information. SIRIUS WARE, 6 Turning Mill Rd., Lexington, MA 02173.

ANTI-SLIP COMPUTER CUSHION. Insures accurate, vibration free typing. \$4.95 complete. EDCOMPCO, 998 Farmington Ave., West Hartford, CT 06107.

FREE TIMEX PROGRAMS! SASE brings catalog. Lowest prices! No Dealers. EZRAEZA, Box 5222-C, San Diego, California 92105.

TIMEX ZX/81 HOW-TO Hardware upgrade book. Covering: Standard printer interface, Serial interface, and more. \$6.95. Inner Knowledge Computers & Peripherals, 5944 N.E. Sandy Blvd, Portland, Oregon 97213

ZX81 OR 1000 16K OWNERS, type in your own operational-realistic large 3 wheel Bar Slot Machine, from a printed program \$3 plus self addressed stamped envelope. J.A. Decator, 603 10th St., Holly Hill, FL 32017.

"CORRECT CONNECTION"—Easy program loading TS1000 ZX81 others. Regulates, verifies cassette output. Guaranteed \$19. Information \$1. Cassette program loading tips \$3. JK Enterprises, Box 5265, Willowick, Ohio 44094.

WANT TO BUILD YOUR LITTLE TS/1000 INTO A REAL COMPUTER! Try our plug-together system. Keyboards, memory to 1MB, I/O ports, printers, ROM, transistor drives, A/D and more. FREE CATALOG in U.S., \$1. outside U.S. SINCLAIR PLACE, Box 2288N, Redmond, Washington 98052.

## C.B. EQUIPMENT

IMPROVE CB PERFORMANCE! Modification hardware, books, plans, Catalog \$2. CBC INTERNATIONAL, Box 31500PE, Phoenix, AZ 85046.

## CABLE TV

CHANNEL 3—60db notch filter 63.5MHz. \$32. Crosley, Dept. 607, Box 840, Champlain, NY 12919.

## PLANS AND KITS

SATELLITE RECEIVERS, LNA's, ANTENNAS—Build and save—Send stamp for details, Matco Electronics, Box 316CE, Cadillac, MI 49601.

COPY VIDEO GAME CARTRIDGES, worth \$200.00 for only \$2.00. Easy. Uses cassette tapes. Plans \$10.00. Information 75¢. Hco., Box 455, Sandy, UT 84091.

FUNCTION GENERATOR KITS: complete, full-featured instruments. Basic VCO: \$69.95; Sweep generator \$89.95. ADA Instruments, 1604 Morro, San Luis Obispo, CA 93401.

ROBOTICS BOOKS—build your own robot. Write now for FREE catalog! Kohn/CE, Box 16265, Alexandria, VA 22302.

## ALARMS

BETTER EQUIPMENT, Longer Guarantee. You'll save! Catalog 50¢, refundable. AAS, 414A Lorna Square, B'ham, AL 35216.

## HIGH FIDELITY

DIAMOND NEEDLES and STEREO CARTRIDGES at DISCOUNT PRICES for SHURE, PICKERING, STANTON, EMPIRE, GRADO, AUDIO TECHNICA, ORTOFON, ADC, SONUS, MICRO-ACOUSTICS and LAST. Send S.A.S.E. free catalog. LYLE CARTRIDGES. Dept. P., Box 69, Brooklyn, NY 11218. For fast COD service Toll Free 800-221-0906. N.Y. State (212) 871-3303. 9AM-8PM except Sunday.

## WANTED

GOLD, Silver, Platinum, Mercury, Tantalum wanted. Highest prices paid by refinery. Ores assayed. Free circular. Mercury Terminal, Box 191, Norwood, MA 02062.

## GOVERNMENT SURPLUS

IS IT TRUE YOU CAN BUY JEEPS FOR \$44 THROUGH THE U.S. GOVERNMENT? Get the facts today! Call (312) 742-1142 Ext. 4649.

## TUBES

TUBES: "Oldies". Latest. Supplies, components, schematics. Catalog Free (stamp appreciated). Steinmetz, 7519-PE Maplewood, Hammond, Ind. 46324.

HUGE INVENTORY! Thousands of types. Wholesale prices. FREE CATALOG! ETCO Electronics, DEPT. 290, Plattsburgh, NY 12901.

## PERSONALS

MAKE FRIENDS WORLDWIDE through international correspondence, illustrated brochure free. Hermes-Verlag, Box 110660/Z, D-1000 Berlin 11, W. Germany.

CORRESPONDENCE FOR FRIENDSHIP IN PHILIPPINES, MALAYSIA Free information. AAWS-(PE), Box 2777, Orcutt, California 93455-0777.

PENFRIENDS—ENGLAND—USA, through correspondence. Send age, interests. Free reply. Harmony Box 89PE, Brooklyn, New York, 11235.

SCANDINAVIAN LADIES, sincere, seek correspondence for friendship. Details—Send stamp: Scannaclub, Box 4-(CE), Pittsford, NY 14534.

ORIENTAL SINGLES seeking cultural exchange, friendship, sharing, marriage. Write: CHERRY BLOSSOMS, Box 1021P, Honolulu, Hawaii 96727.

SUNBELT SINGLES looking for a person of quality. Check our group. Details Box 83395, Oklahoma City, OK 73148.

FREE: WORLD'S LARGEST PARTNER-PHOTO-CATALOG for friendship and marriage. Personalized introductions. INTERCONTACT, Box 12, Toronto, Canada M4A 2M8. U.S. Inquiries.

WHY TRAVEL ALONE? We help singles, couples find compatible partners, new friends, travel inexpensively. TRAVEL COMPANION EXCHANGE, Box 833-CE, Amityville, New York 11701.

## INSTRUCTION

LEARN WHILE ASLEEP! HYPNOTIZE! Astonishing details, strange catalog free! Autosuggestion, Box 24-ZD, Olympia, Washington 98507.

MEDICAL ELECTRONICS TECHNOLOGY, home study. Troubleshoot medical instruments. WT1, P.O. Box 3124, Fresno, CA 93650-3124.

UNIVERSITY DEGREES BY SPECIAL EVALUATION of existing credits and Job Experience. Fast, inexpensive. Call (614) 863-1791. Or write: EVALUATION, Box 13151-A7, Columbus, Ohio 43213.

REPAIR ELECTRONIC ORGANS—Revised home study course covers all current makes and models. Free booklet. Niles Bryant School, P.O. Box 20153, Sacramento, CA 95820.

F.C.C. COMMERCIAL RADIOTELEPHONE LICENSURE. Home Study. Fast, Inexpensive! Free details. COMMAND, Box 26348-P, San Francisco 94126.

UNIVERSITY DEGREES without classes. Bachelors, Masters, Doctorates. Accredited, inexpensive, fast. Dr. John Bear, P.O. Box 11447-C7, Marina Del Rey, CA 90291.

YOUR OWN RADIO STATION AM, FM, Cable, licensed, unlicensed, low cost transmitter! Free information. BROADCASTING, Box 130-A7, Paradise, CA 95969.

## FOR INVENTORS

### INVENTORS! IDEAS HAVE VALUE!

Ever think of an idea, forget it and see it later on the market? Many people don't forget, act quickly and are rewarded by American Industry. Write down your idea! We offer free disclosure registration and initial consultation regarding your idea's potential value. Call or write without delay for your free information package.

AMERICAN INVENTORS CORPORATION  
82 Broad St., Dept. CE  
Westfield, MA 01086  
(413) 737-5376

A fee Based Marketing Company  
Offices Coast to Coast

PATENT AND DEVELOP your invention. FREE PATENT INFORMATION. Richard L. Miller, P.E., 3612-E, Woolworth Building, New York, NY 10007, (212) 267-5252.

INVENTIONS, IDEAS, NEW PRODUCTS WANTED! Industry presentation/national exposition. Call free 1-800-528-6050—Arizona, 1-800-352-0458, X831.

## BUSINESS OPPORTUNITIES

FREE CATALOGS, Repair air conditioning, refrigeration. Tools, supplies, full instructions. Doolin, 2016 Canton, Dallas, Texas 75201.

MECHANICALLY INCLINED individuals desiring ownership of Small Electronics Manufacturing Business—without investment. Write: BUSINESSES, 92-K6 Brighton 11th, Brooklyn, New York 11235.

ERASE DEBTS with little-known law—create wealth!! Details FREE—Wealth Kit, No. EE7, Billings, NY 12510.

MAILORDER OPPORTUNITY! Start profitable home business without experience or capital. Information free. Mail Order Associates Inc., Dept 732, Montvale, NJ 07645.

ONE MAN CRT FACTORY. T.V.'s, Business machines, Monitors, Scopes, VDT's. \$3.00 rebuilding nets \$100-\$500 each tube. Higher profits overseas. New/used. FACTORY, 1909 Louise, Crystal Lake, IL 60014. (815) 459-0666.

MAKE MONEY SELLING ELECTRONICS, Wholesale dealer catalog \$5. (redeemable). ETCO, Dept. 532, Box 840, Champaign, N.Y. 12919.

BORROW \$300-\$30,000 INTEREST FREE! Keep indefinitely! Free Details. Write: American, 1601 Main, Plainfield, Indiana 46168

I HAVE MADE A FORTUNE in Mail Order, selling information. Let me show you how. Write Kash CE701, Box 31051, Indianapolis, IN 46241

BORROW \$30,000 without interest! All eligible. Repay anytime. Free details! infohouse—508CE, 533 Sutter, San Francisco, CA 94102.



Locksmithing Institute, Dept. 73073  
Div. Technical Home Study Schools Little Falls, N.J. 07424

BUMPER STICKER PRINTING DEVICE. Cheap, Simple, Portable. Free details. Bumper, POB 22791 (PE), Tampa, FL 33622

MAKING MONEY WITH PERSONAL COMPUTERS! 3 cassette package \$19.95, with book \$25.00. Computer Resources, 1659 Mills Street, Chula Vista, CA 92010.

LCD WATCH \$2.50, Penwatch \$3.60. Catalogue \$1.00. Reliant Engineering Company, P.O. Box 33610, Sheungwan, Hong Kong.

BURGLAR ALARM BUYERS GUIDE—How to start in security alarm business. Information \$2.00 (Redeemable). Security Electronics International, P.O. B. 1456-G, Grand Rapids, Michigan 49501.

EARN BIG DOLLARS SELLING SOFTWARE FROM YOUR HOME/OFFICE! A proven marketing system: Opportunity to make \$2,000—\$3,000/month. Write off your micro, business expenses—increase your tax deductions. Work full/part-time. (218) 727-1175. NOVATRONICS, P.O. Box 6104, Duluth, MN 55807.

VIDEO GAME REPAIR BUSINESS (Atari and Intellivision). Start your own. Information/parts list \$5. IRATA, 2562 East Glade, Mesa, AZ 85204.

## EMPLOYMENT OPPORTUNITIES

**ELECTRONICS/AVIONICS EMPLOYMENT OPPORTUNITIES** Report on jobs now open. Details FREE. Aviation Employment Information Service, Box 240E, Northport, New York 11768

**JOBS OVERSEAS** - Big money fast. \$20,000 to \$50,000 plus per year. Call 1-216-453-3000, ext. 4705

## BOOKS & MAGAZINES

**PUBLISHERS OVERSTOCKS BARGAIN BOOKS** 2,000 titles, all subjects! Free catalog: Hamilton's, 98-85 Clapboard, Danbury, CT 06810.

## RECORDS/TAPES

**RECORDS—TAPES!** Discounts to 73%. All labels, no purchase obligations; newsletter, discount dividend certificates 100% guarantees. Free details. Discount Music Club, 650 Main St., PO Box 2000, Dept. 5-0783, New Rochelle, NY 10801

## MERCHANDISE

**REVOLUTIONARY!** Reliable, calculator, alarm, quartz watch, \$25.00 for black, \$27.00 for chrome. Texas residents add 6% tax. Satisfaction guaranteed, otherwise return watch within two weeks for refund. Check to: Watch Factory Co., 8690 S. Gessner #223, Houston, Texas 77074

## REAL ESTATE

**NEW, FREE CATALOG!** Top real estate values coast to coast! Please specify types, property and location desired. **UNITED FARM AGENCY**, 612-EP West 47th, Kansas City, MO 64112

## RUBBER STAMPS

**RUBBER STAMPS, BUSINESS CARDS** Free catalog 1-800-851-4945, Jackson s. E-100, Brownsville Rd., Mt Vernon, Ill. 62864

## RETAIL ROSTER

### ALASKA

**JUNEAU ELECTRONICS**—1000 Harbor Way, 99801, (907) 586-2260. Apple, Osborne Hardware/Software/Peripherals. Full service and support.

### CALIFORNIA

**PC COMPUTERS**, 10166 San Pablo Ave., El Cerrito 94530, (415) 527-6044. Commodore 64, VIC-20, Pet Specialists In-House Maintenance

### LOUISIANA

**THE COMPUTER PEOPLE**—Apple, NEC, Osborne, Corvus Concept—Seminars, Sales, Service. Houma, Morgan City, Lafayette—1-800-352-5828.

### MASSACHUSETTS

**SAUGUS—ROUTE 1 LAND OF ELECTRONICS**, Walnut Place Shopping Center, (617) 581-3133. Apple, Altos—Hardware! Software/Peripherals. Service, Classes, Seminars.

### OHIO

**COLUMBUS—HEATHKIT ELECTRONIC CENTER**, 2500 Morse Rd., (614) 475-7200. Heath/Zenith Computers, Software, Peripherals, Robotics, Training.

### NEW HAMPSHIRE

**COMPUTER MART of NEW HAMPSHIRE**, 170 Main Street, Nashua 03060, 603-883-2386. **THE APPLE SPECIALISTS**. Full line Hardware/Software, Training/Service.

### PENNSYLVANIA

**MARKETLINE SYSTEMS INC.**, 975 Jaymor, Southampton 18966, 215-355-5400. Microcomputers, terminals, printers, supplies, monitors, modems, diskettes, etc.

### WASHINGTON

**TACOMA—COMPUTERS +**, 2504 Jefferson Avenue 98402 (206) 272-2329. Atari/Commodore computers. Atari/Commodore/TRS-80 Training.

### WISCONSIN

**MILWAUKEE—HEATHKIT ELECTRONIC CENTER**, 5215 W. Fond du Lac, (414) 873-8250. Heath/Zenith Computers, Software, peripherals, robotics

# Shelf Conscious?

Now you can organize your copies of

## Computers & Electronics

Now your magazines can be a handsome addition to your decor, well organized, and easy to find, thanks to these durable library-quality cases or binders. They're made of luxury-look leatherette over high-quality binders board. And both styles are custom-designed for this or any magazine you save, with size, color, and imprint selected by the publisher. **FREE** transfer foil included for marking dates and volumes.



### Magazine binders

hold your issues on individual snap-in rods, combining them into one volume. \$7.95 each; 3 for \$22.50; 6 for \$42.95. Mixed titles OK for quantity prices.



### Open-back cases

store your issues for individual reference. \$6.95 each; 3 for \$19.75; 6 for \$37.50. Mixed titles OK for quantity prices.



**CHARGE ORDERS ONLY**—  
for your convenience **PHONE 24 HRS.**  
**TOLL-FREE 800-526-0790.**  
In NJ only 201-540-0445.

USE THIS COUPON

### Computers & Electronics

P.O. Box 5120, Philadelphia, PA 19141

Please send:  Cases  Binders  
**TITLE** \_\_\_\_\_ **QUANT.** \_\_\_\_\_

Computers & Electronics: \_\_\_\_\_  
(Other): \_\_\_\_\_

ENCLOSED IS \$ \_\_\_\_\_ \* Add \$1.00 per order for post. & handling. Outside USA add \$2.50 per unit ordered. Send U.S. funds only.

CHARGE (Min. \$10):  VISA  
 American Express  Master Charge

Card # \_\_\_\_\_

Exp. Date \_\_\_\_\_

Signature \_\_\_\_\_

Print Name \_\_\_\_\_

Address \_\_\_\_\_

City/State/Zip \_\_\_\_\_

\*PA residents add 6% sales tax

## Computers & Electronics

### ADVERTISERS INDEX

RS no.	ADVERTISER	PAGE no.
50	Active Electronics	99
2	Albia Electronics	103
3	All Electronics Corp.	96
35	Apple Computer	46-47
77	Applied Software	30
	CBS Video Entertainment Club	1
	C & D Electronics	83
	Classified Advertising	107-116
	Cleveland Institute of Electronics, Inc.	50-53
29	Commodore Computer	Cover 4
1,12	Communications Electronics	2,3,5
19		
60	CompuServe	49
11	Computer Mail Order	89
14	Digi-Key Corp.	104-105
25	Epson America	40-41
26	Firestik Antenna Corp.	66
18	Focus	83
59	Franklin Computers	61
56	Gladstone Electronics	87
46	Global Specialties	33
24,28	Heath Co.	35,71
41	IBM Corporation	8-9
21	Jameco Electronics	106
10	JDL Industries	23
22	JDR Microdevices	100-102
23	J & R Music World	91
20	Leading Edge	Cover 2
34	3M Diskettes	Cover 3
31	McIntosh Laboratory, Inc.	91
	Memotech Corp.	12-13
	Netronics, R & D Ltd.	93
17,27	New Horizons	81,27
	NRI Schools	16-19
68,69, 40	Protecto Enterprises	21,29,72
15	Quick Brown Fox	25
	Radio Shack	15,98
	Scientific Systems	93
36	Sintec Co.	99
39	Tab Books	77
42	TAMS, Inc.	66
82	Tektronix	59

## TRS-80 DISCOUNT COMPUTERS



**CALL US LAST** for the **LOWEST** price!

### 918-825-4844

it will be worth the call!



**AMERICAN BUSINESS COMPUTERS**  
118 S. MILL ST. PRYOR, OK. 74361

CIRCLE NO. 95 ON FREE INFORMATION CARD

## \$450<sup>00</sup> WEEKLY

working one or two hours a day with your personal computer. **GUARANTEED.** Simple program process. No special skills or experience. Free details/application.

### BOND INDUSTRIES

7115 Blanco Road  
Dept. 114-178  
San Antonio, TX 78216

CIRCLE NO. 98 ON FREE INFORMATION CARD

## UNIPROM



**THE VERSATILE EPROM HANDLER**

- Reads programs 2704, 2708, 2750, 2516, 2716 (supply) 2532, 2732, INTEL'S 2732A and the 8755A (INTEL/NEC)
- Reads/erases/programs Hitachi 48016 EEPROM'S
- No personality modules required.
- All signals are 5-100 compatible (can adapt to most other buses)
- Port mapping occupies NO memory space
- Bus clock rates exceeding 6MHz
- All software is 8080/8085/280 compatible
- Software "user" friendly
- All software is fully CP/M & C/DOS compatible

Board (A&T) with extensive documentation \$199.00  
Disk software (8" or NORTHSTAR 5.25") \$38.00  
EPROM-based software with source listing \$55.00  
Expansion console, 24 pin \$50.00

Featured in July, August '82 Microsystems



**CER-TEK**  
6020 Doniphan (915) 581-6697 El Paso, TX 79932  
ELECTRONICS MANUFACTURING SINCE 1975

CIRCLE NO. 101 ON FREE INFORMATION CARD

### Wasting Money! We Have the World's Most Cost Effective Development System.

- Includes HexKit 1.0, a powerful 100% machine code editor/debugger utility program that makes coding for 8-bit Micros a snap.
- Program from Commodore VIC-20 Keyboard into built-in 4K ROM emulator
- Jumper to target ROM socket
- Test programs in circuit
- Built-in EPROM programmer and power supply

Send for Free Brochure

#### PROMQUEEN CARTRIDGE:

\$199, U.S.; \$269, CAN.

Distributed in U.S. by Arbutus Total Soft, Inc., 4202 Meridian, Suite 214, Bellingham, WA 98226. Phone 800-426-1253, in Washington 206-733-0404 Distributed in Canada by IBC/DISTRIBUTION CANADA, 4047 Cambie St. Vancouver, BC V5Z 2X9. Phone 604-879-7812 Visa/MC accepted

Promqueen 64 \$299  
8K board/w/ 1 Eprom \$29.95  
16K board/w/ 1 Eprom \$39.95  
C-64 board/w/ 1 Eprom \$39.95



CIRCLE NO. 96 ON FREE INFORMATION CARD

### MODULES FOR:

## TIMEX-Sinclair

**64K MEMORY \$119.<sup>95</sup> KIT**  
\$129.<sup>95</sup> W&T **WHY PAY MORE?**

**MODEM \$119.<sup>95</sup> KIT** \$149.<sup>95</sup> W&T  
(RS-232 Port & Software Included)

**RS-232 PRINTER INTERFACE**  
Only \$59.<sup>95</sup> KIT \$69.<sup>95</sup> W&T

**CONTROL MODULE \$59.<sup>95</sup> KIT**  
8 Relays, 8 Inputs, 8 LED's \$69.<sup>95</sup> W&T

Expand your 16K to 32K with our M-16  
\$59.<sup>95</sup> KIT \$69.<sup>95</sup> W&T

90-Day Warranty On All Modules.  
10-Day Return Privilege

**ORDER PHONE 803-532-5812**  
Add \$4.95 shipping & handling to all orders.

CHECKS  
BYTE-BACK CO.  
Rt. 3 Box 147 Brodie Rd.  
Leesville, S.C. 29070



THOUSANDS IN USE WITH PROVEN RELIABILITY.  
ALL MODULES IN STOCK.

CIRCLE NO. 99 ON FREE INFORMATION CARD

## COMPUSETTE

- Precision 5 Screw Cassette
- Premium Quality Tape
- Labeled Both Sides
- Individually Boxed
- Freight Paid On All Orders
- Guaranteed Against Defects

COMPUSETTE (5 MIN PER SIDE)	COMPUSETTE + (10 MIN PER SIDE)
25 \$20.00 (80')	\$22.50 (90')
100 \$70.00 (70')	\$80.00 (80')
500 \$330.00 (66')	\$365.00 (73')

**OUT OF STATE (800)527-1227**  
**TEXAS (214)349-0081** C.O.D.



EACH CASSETTE INCLUDES A NORELCO CONTAINER

TEXAS RESIDENTS ADD 5% SALES TAX

### BUY NOW SAVE 10%

IF CHECK OR MONEY ORDER COMPANIES ORDER  
SEE US IN THE CONVENTIA UNITED STATES

**P.O. BOX 38651 DALLAS, TX 75238**

CIRCLE NO. 102 ON FREE INFORMATION CARD

### SPEECH SYNTHESIS

**NEW!** SAVE \$\$\$ ONLY \$69 KIT

• UNLIMITED VOCABULARY BUILT IN  
• AMPLIFIER + SPEAKER BUILT IN  
• INPUT FOR TAPE - MUSIC UNITS

#### SMART EARS! SPEECH RECOGNITION \$99

FOR ABOVE LISTED COMPUTERS & OTHERS CALL US SOME NEED US!

Highly successful Speech Recognition System complete with microphone, software and full instructions. BUILT TESTED & GUARANTEED

#### MUSIC SYNTHESIS \$59

STEREO 16 LINE CONTROL PORT  
PLAY 3 PART MUSIC EFFECT DRUMS ETC.  
1/0 PORT TO CONTROL FOOTY & 8 BIT  
HOME SECURITY ALARM BUILT \$59

AUD VISION 279 N. NOR HANDE LOS ANGELES, CA 90027

SPEECH CHIP SX-01 \$36  
CARD REPRODUCED AT THE 651 MAX (213) 6605217

CIRCLE NO. 97 ON FREE INFORMATION CARD

## IBM® DISKETTES

5 1/4" Diskette 1D Single Side Double Density \$29. <sup>95</sup>	5 1/4" Diskette 2D Double Side Double Density \$39. <sup>95</sup>
---	---

Soft\* Box of 10 Soft\* Box of 10

\* Add \$1.75 for Plastic Library Case 8" and other brands also available.

 COD ACCEPTED  
DEALER INQUIRIES INVITED

 **CALL TOLL FREE 800-848-1101**  
In N.Y.S. (716) 631-3925  
**BETSY BYTES** Division  
BB International, Inc.  
P.O. Box 564  
Buffalo, N.Y. 14221

TERMS: Prepaid orders receive free shipping within continental U.S.A. Add 3% (\$2.00 minimum) shipping and handling charge on all COD and credit card orders. N.Y. res. add 7% tax.

CIRCLE NO. 100 ON FREE INFORMATION CARD

### Radio Shack and TDP-100

## COLOR COMPUTER


★ GAMES ★  
★ HOME & WORK ★  
★ PROGRAMMER AIDS ★

Dealer Inquiries Invited




**COMPUTERWARE®**  
Box 668 • Encinitas, CA 92024  
6809 Special Sts (619) 436-3512

Computerware is a trademark of Computerware



## Now! ZX81 KEY-TOP SYMBOLS IN 3 COLORS

ZX81 keyboard symbols in red, blue and black on white background; covered with 8 mils of tough clear vinyl; backed with 3-M press-sensitive adhesive. When trimmed and sealed per instructions, edges disappear, key caps look and feel custom-made.

Includes extra FUNCTION/ENTER and two SHIFT's for normal or over-size caps, and SHIFT LOCK.

Includes instructions and diagrams for keyboard conversion; money-back guarantee.

**MULE Electronics**  
Dept. 310 **\$9.95**  
444 Lincoln Bl.  
Venice, CA 90291

\* Please add \$1.50 for postage and handling, and 6% tax in California.

CIRCLE NO. 103 ON FREE INFORMATION CARD

## VIC-20 — SOFTWARE —

Did you know that you can transfer just about any software on expansion ROM cartridges for the VIC-20 onto cassette tape or disc for your own use?

Well, with our board, which plugs into the VIC-20 expansion port and 8k or 16k of expansion RAM, you can copy games (Sargon Chess™), programming aids (VICMON™), music, word processors, and just about anything else on expansion cartridges, for about the price of one cartridge!

only **\$34.95** (postage paid in cont. us)  
Calif. Res. add sales tax.

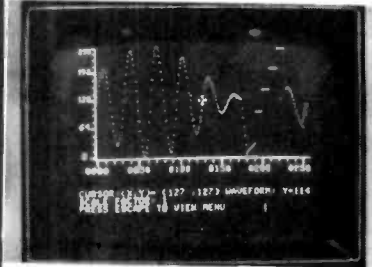
**nimrod computer**  
3823 OCEAN VIEW BLVD.  
MONTROSE, CA 91020, SUITE 433

CIRCLE NO. 104 ON FREE INFORMATION CARD

## ARBITRARY WAVEFORM GENERATOR ONLY \$345!

Generate any custom waveform with the Apple Computer.


- analog and digital outputs
- up to 20 volts p-p output
- 125 ns/pt — 1 sec/pt
- up to 2048 points
- 8 bit resolution



**Pacific  
Micro Systems**

160 GATE 5 ROAD • SAUSALITO, CA 94965 • (415) 331-2525

CIRCLE NO. 105 ON FREE INFORMATION CARD



## RADIO SHACK TRS-80's™

We offer Special Discounts, Free Shipping and a Toll Free Order Number

**1-800-531-7466 TOLL FREE**

## Pan American Electronics

Dept. P.E. - 1117 Conway Avenue  
Mission, Texas 78572  
(512) 581-2766 Telex 767339

CIRCLE NO. 106 ON FREE INFORMATION CARD

## THE PEOPLE'S COMPUTER SUPPLY



YOUR TIMEX SINCLAIR ZX801 IS A FOOLER. IT LOOKS LIKE A TOY, BUT DON'T LET LOOKS FOOL YOU! TRY SOME OF OUR ADMS & SEE WHAT YOU CAN REALLY DO WITH THE FOOLER!

HERE ARE JUST A FEW OF OUR HARDWARE ITEMS  
MEMOTECH PRODUCTS

1. 64K MEMOPAK	124*
2. 32K MEMOPAK	95*
3. 16K MEMOPAK	49*
4. HIGH RESOLUTION GRAPHICS	99*
5. FULL SIZE DIRECT CONNECT KEYBOARD	99*

NO SOLDERING PLUG-IN MICRO CONNECTOR.  
6. MAKE IT TALK TO YOU. WILLIAM STUART SYSTEMS SPEECH SYNTHESIS 100\*

WE ALSO SELL MONITORS & PRINTERS FOR THE TIMEX SINCLAIR ZX801  
VISA MASTER CARD & AMEX & MONEY ORDERS Foreign Orders Please Add \$3.50  
PERSONAL CHECK U.S. Orders Please Add \$3.00  
ALLOW 2 WEEKS Printer & Monitor Orders add \$7.50

THE PEOPLE'S COMPUTER SUPPLY  
P.O. Box 664, Sidney, Nebraska 68162  
Order Phone: Tel. 308-254-3208


CIRCLE NO. 107 ON FREE INFORMATION CARD

## KCS ELECTRONICS CORPORATION

SEMICONDUCTOR PARTS & PRODUCTS

### FACTORY PRIME DEVICES INCLUDE:

- Capacitors — all types & styles • Chokes & Coils • Connectors
- Digital & Linear IC's
- Hardware & Accessories
- IC Sockets • Memory
- Resistors — fixed & variable • Transformers
- Transistors & More



MANUFACTURERS SUCH AS: Motorola, National, NEC, J.W. Miller, Texas Instruments and more!

WE STOCK & SUPPLY DEVICES FOR: OEM's, Distributors, Hobbyists, Magazine Projects, Engineers, Schools, Technicians & You!

Send for FREE Catalog or Call:

**(602) 274-2885** P.O. Box 33205  
Phoenix, AZ 85067

## Pocket Computer Programs

for PC-2 & PC-1500

**PocketCalc™ IV Spreadsheet Program.** 140 cells with 4K module, 640 cells with 8K. Advanced user interface. Many unique features. Prints bar charts and line graphs. **\$29.95**

**Cross-Reference.** Speed development of your BASIC programs. Finds references to statement numbers, variables, arrays, strings, etc. Requires 1625 bytes. **\$18.95**

for PC-1, PC-1211 & FX-702P

**PocketCalc™ I Spreadsheet Program.** Operates on 3 rows by 13 columns. Complete printed audit trail of commands and results. Keyboard labels. **\$17.95.**

All programs on convenient tape cassette with extensive user manuals.

Request FREE catalog of 40 business, professional & personal programs for pocket computers. (You must specify your pocket comp. mdl.)

Order by phone or mail. Check VISA or MasterCard (include number and exp. date)

**PocketInfo Corp.**

P.O. Box 152 Beaverton, OR 97075 503-649-8145

## TIMEX/SINCLAIR ZX/81

**GAMEX  
INT'L**

P.O. Box 50  
Utica, MI  
48087

Full Size  
43 Key  
Keyboard  
with



Single Key Selection of FUNCTION, SHIFT LOCK and GRAPHIC MODES. 2 LED Mode Indicators

• Simple Plug In Installation

• Fully Enclosed . . . Only **\$59.95** □

**64 K RAM PACK** . . . . . **\$99.95** □

**16 K RAM PACK** . . . . . **\$39.95** □

**Keyboard** (case & numeric pad) **\$89.95** □

Seiko GP 100 printer and interface for Sinclair . . . . . **\$369.00** □

Hi Res Graphics Board . . . **\$49.95** □

**16 K SOFTWARE** . . . . . **\$9.95**

Horse Master  Panzer SS

Bill Master  Budget Master

Appointment Planner

Check or Money Order. Add \$5.00 s/h  
Michigan Residents Add 4% Tax

ON FREE INFORMATION CARD

## R.I.S.T. INC. ANNOUNCES FREE Subscription to Syntax Q

Purchase A Parrot Speech Synthesizer; receive:  
**SPEECH SYNTHESIZER**  
A Subscription to SQ \$15. VALUE FREE!  
Phrase Finder Program \$5. VALUE FREE!  
Speech Synthesis Manual \$10. VALUE FREE!  
\*ACT NOW! Receive Poker Game Cartridge \$15. VALUE FREE!

HOW YOUR COMPUTER CAN TALK: THE PARROT. Simple to use plug in speech module, unlimited vocabulary, piggy-back expandable. Adapts to Timex/Sinclair computers. THE PARROT KITS: Low cost solution to adapt an unlimited vocabulary to TRS80 Mod's I & III, Apple II & II plus, and Commodore Vic-20 computers. Reviewed by: Earl Savage, Radio-Electronics-March '83. "The 38 page manual is well written", "easy to use and understand." Paul Donnelly, Syntax-April '83. "Documentation is professional." "R.I.S.T.'s Parrot is an excellent unit...performs up to and beyond my expectations."

APPLICATIONS: Game programs for fierce competition accentuated with speech. Educational programs bring the simplicity of listening and learning to your child. Household: Have The Parrot talk when you are on a tight schedule, when the roast is ready.

SEND: \$89.95 ea. & \$4.50 Sh/Hd for "Parrot" modules only. \$34.95 & \$2.50 Sh/Hd for Parrot Kits (State model type) TO: RIST POB 493 Ft. Hamilton Sta., Bklyn., N.Y. 11209 (212) 759-4934

ORDER NOW **SAVE \$45.00** LIMITED TIME OFFER

CIRCLE NO. 111 ON FREE INFORMATION CARD

Educational Software  
For The **COMMODORE**

# VIC-20



Wide Variety Of Subjects  
Available For All Ages

FOR **FREE BROCHURE** WRITE:

Schoolmaster  
Programming Company  
P.O. Box 194, Pomona, CA 91769

CIRCLE NO. 112 ON FREE INFORMATION CARD

# TRS-80 COMPUTER DISCOUNTS

- Factory Direct
- Best Prices Anywhere
- No Out-of-State Taxes
- 100% Radio Shack Warranty
- Free Price List

## SCOTT TASSO ASSOCIATES

175 North Delsea Drive  
Vineland, N.J. 08360

800-257-0426

NJ 609-691-7100

# PROGRAMMABLE APPLE™ II INTERFACE

The FLY BOARD is a digital interfacing system that is easily programmed through BASIC or assembly.

Fly Board's Hardware:

**6522 VIA**    **2K bytes RAM**

- 16 bidirectional I/O lines
- 4 control lines
- 2 - 6-bit timers
- Interrupt ability
- Accept PR# commands
- Replaceable with an EPROM
- Not used by monitor, BASIC, or DOS

**2 - 36" DIP Jumper Cables**

• Connect to your projects

Support Materials Included:

- User's Manual
- Engineer's Notebook
- Summary Card
- 6522 Data Sheet

**SHAVE SYSTEMS**  
**\$129<sup>95</sup>** P.O. Box 957  
Niles, IL 60448 (319) 966-4505

READY TO USE Add \$2 for shipping • VISA, M.C. or check

CIRCLE NO. 113 ON FREE INFORMATION CARD

**\$1,295.00**

## Z-80-6502 COMPUTER SYSTEM

DISK DRIVE, DRIVE CARD, MONITOR

SYSCOM*	\$550.00
ORANGE*	\$650.00
FRANKLIN	CALL
GEMINI 10	\$375.00

Hayes Micromodem	\$275.	Incredible Jack	\$100.
Silmline Drive	\$255.	Regular Drive	\$245.
80 Col. Card	\$1102.	80 Card	\$100
Cooling Fan	\$55.	Syscom* Bare Board	\$55.
Disk Drive Card	\$65.	16K Card	\$65
Parallel Printer Card	\$65.		

**!! WE WILL BEAT ANY PRICE!!**

Softsell Systems

9600 Roosevelt Blvd., Suite 100, LL  
Philadelphia, Pa. 19115

(215) 665-5639

CIRCLE NO. 114 ON FREE INFORMATION CARD

# TIMEX SINCLAIR 1000

**SINCLAIR ZX81  
SOFTWARE**  
CALL OR WRITE FOR  
FREE CATALOG

**SOFTSYNC, INC.**

14 E. 34th St. NY, NY 10016

212-685-2080

CIRCLE NO. 115 ON FREE INFORMATION CARD

## Full Size Keyboard Conversion

10 3/4" x 7 1/4" x 2 1/4"

For  
Your  
ZX81/  
TS1000

SUN KD-81  
**\$69<sup>95</sup>**



Easy To Install  
No Soldering - No Modifications

- 41 Keys with Full Size Space Bar
- Allows Touch Typing Same Key Layouts as Sinclair
- Two Color Keypops
- Keyboard Case Holds Both Keyboard and Computer Commands and Graphics Spelled Out on Keypops
- Rear Cutout Allows Any RAM To Be Plugged In.

**SUNTRONICS CO., INC.**

In Calif. Call 213-644-1149

Outside Calif. Call 1-800-421-5775

Or send Check or M.O. to

P.O. Box 1957 Hawthorne CA 90250

California residents add 6 1/2% sales tax



Add \$4.00 shipping handling VISA Mastercard include expiration date

CIRCLE NO. 116 ON FREE INFORMATION CARD

# TECH-SYSTEMS

## PRINTERS

NEC 3510	\$1540
NEC 3530	1650
NEC 7710	2190
NEC 7730	2290
OKIDATA 80	350
OKIDATA 82A	425
OKIDATA 83A	680
OKIDATA 84P	1025
OKIDATA 84S	1120
OKIDATA 92	510
OKIDATA 93	850

## MONITORS

AMDEK COLOR I	\$320
AMDEK COLOR II	720
AMDEK COLOR III	410

TECH-SYSTEMS

P.O. Box 565

Spring, Texas 77383

713-749-3524

We accept money orders, cashiers or certified checks and personal checks (15 days to clear). Texas residents add 6% sales tax. FREE U.P.S. GROUND SHIPPING ON ALL ORDERS. WRITE FOR FREE PRICE LIST

CIRCLE NO. 116 ON FREE INFORMATION CARD

July 1983

## TOROIDAL POWER TRANSFORMERS

Small size • Low noise • Easy mounting



Ideal for audio amps, CRT monitors and computers where low hum is required.

Includes mounting washer with center hole for screw.

Examples of 117V-60Hz transformers in stock:

Size-Weight ODxH	Secondaries* Volts/Current	Unit price 1	in qty 2-4
40VA 1.1 lbs 2.8" x 1.3"	2x8.5V / 2.3A 2x12V / 1.67A 2x15V / 1.33A 2x24V / .83A	\$29.00	\$24.40
100VA 2.2 lbs 3.7" x 1.4"	2x8.5V / 5.8A 2x12V / 4.1A 2x15V / 3.3A 2x18V / 2.7A	\$33.00	\$28.60
340VA 3.3 lbs 4.5" x 2.3"	220V / 1.55A 2x24V / 7.1A 2x30V / 5.7A	\$53.60	\$46.50
		\$56.50	\$46.50

\*May be used separately, in parallel, or in series.

Call to order or write for listing of off-the-shelf toroidal transformers 20VA-600VA

Terms: C.O.D., VISA, MASTERCARD or Money Order

Shipping: Add \$1.00/lbs for UPS 1 - \$1.50 for C.O.D.

(301) 459-8888 TOROID CORPORATION OF MARYLAND  
4720-Q Boston Way, Lanham, MD 20706

CIRCLE NO. 117 ON FREE INFORMATION CARD

# COMPUTER MART FORMAT 2" X 3"

PICTURE YOUR AD HERE!

NEXT CLOSING DATE:

**JULY 3**





## SAVE 90%

YES you can save up to 90% on a computer system for home or office.

68000 microsystem (8MHz) with 128KB & three RS-232C ports, \$252.00

8086 microcomputer with 128KB & three RS-232C ports, \$204.00

Z80A 4MHz micro with 64KB & two RS-232C ports, \$110.00

Floppy Interface as little as \$60.00

FREE BROCHURE TODAY

DIGATEK CORPORATION  
Suite 7  
2723 West Butler Drive  
Phoenix, Az. 85021

**ROLL-YOUR-OWN TECHNOLOGY  
AND SAVE A BUNDLE**

CIRCLE NO. 126 ON FREE INFORMATION CARD

## IT'S HERE!! The keyboard you have been waiting for!

A LARGE 86 KEY TACTILE FEEL KEYBOARD (MEASURES 10" x 4") THAT PLUGS INTO THE SAME CONNECTORS AS EXISTING KEYBOARD ON YOUR ZX81 OR TIMEX SINCLAIR 1000. IT HAS ALL SILKSCREENED LEGENDS IN 3 COLORS ON THE BASE, MOLDED LEGENDS & GRAPHICS ON KEY TOPS, 8 AUTOMATIC SHIFT KEYS (NO SHIFTING REQUIRED) FOR EDIT, DELETE, SINGLE & DOUBLE QUOTES, COLON, SEMI-COLON, FUNCTION & STOP, 5" SPACE BAR, 2 SHIFT KEYS, NUMERIC KEY PAD

**ONLY \$84.95**

MASS. RESIDENTS ADD 5% SALES TAX  
SHIPPING & HANDLING \$4.00/UNIT

DELIVERY 4 - 6 WEEKS. QUANTITY DISCOUNTS. WE WILL ACCEPT MC/VISA. PLEASE INCLUDE P.S. EXP. DATE AND SIGNATURE. FOR MORE INFORMATION SEND \$ASE. SEND INQUIRIES, CHECK OR MONEY ORDER TO:

### E-Z KEY

SUITE 75 E. 711 SOUTHERN ARTERY  
QUINCY, MASSACHUSETTS 02169  
(617) 773-1187

CIRCLE NO. 127 ON FREE INFORMATION CARD

## COMPLETE CONTROL FROM YOUR TIMEX- SINCLAIR 1000



- 12 Unbuffered TTL Digital I/O Lines
- 8 Unbuffered Analog Inputs (0 - 5V)
- 8-Bit Analog To Digital Converter
- LED Status Indicators
- Clock/Calendar
- Buffered Digital Outputs (500 ma)
- TRIAC Outputs - 400 V 2 Amp Zero-Crossing Optically Isolated (IOC 24-4 has 4 TRIAC Outputs, IOC 24-12 has 12 TRIAC Outputs)
- Regulated 5V Power Source Using The Power Supply Of The Computer
- Programmable Peripheral Interface
- Sample Program Included


**GCM  
Electronics, Inc.**

PO Box 6152  
Ft Smith, AR 72906  
Phone 501-646-2100

Description	Price
IOC 24-4	189.95
IOC 24-12	249.95
CABLE	12.95
Checks, VISA, MasterCard, Sorry no C.O.D.s	

CIRCLE NO. 128 ON FREE INFORMATION CARD

## Home Control System for the VIC 20



- \* Control up to 256 lights & appliances
- \* ON, OFF, ALLOFF, ALLOFF Commands
- \* 9 levels of Brightness
- \* Manual & Time Control Software
- \* Uses BSR remote switches
- \* Plugs into User Port

**\$59.95**

only  
MasterCard or VISA Accepted  
Call 215-861-0850 to Order

**GENESIS COMPUTER CORP.**  
1444 Linden Street  
Bethlehem, PA 18018

# VIController

CIRCLE NO. 129 ON FREE INFORMATION CARD

## COMMODORE OWNERS!

### New Releases From Home Software Co.

Nutridata - food value program  
The Wizard - 5 level math tutor  
Mediguide - home health aid  
The Black Book - phone list  
Compucise - exercise guide

**13.95-Tape 17.50-Disk  
FREE BROCHURES**

Home Software Co.  
P.O. Box 206  
Bridgewater, VA  
(703) 434-8418

...for useful home software

CIRCLE NO. 130 ON FREE INFORMATION CARD

## Texas Instruments

Atari 400, 800, and the new 1200XL  
Commodore 64, Vic 20

- \* Call us toll-free for low prices and friendly service.
- \* Full line of hardware and software.
- \* Fast service — most orders shipped within 24 hours.

Toll-free 800-327-8133

In FL 305-266-5981 9AM - 6PM EST

InterContinental Computer  
5724 SW 20 Street, Miami, FL, 33155

All our products are new warranted equipment. Please call for handling charges or C.O.D. Non certified checks all 1 to 2 weeks to clear.

CIRCLE NO. 131 ON FREE INFORMATION CARD

## RAM

For ATARI  
with Lifetime Warranty

64K Board	(400)	\$150
48K Board	(400)	\$115
32K Board	(400/800)	\$ 90
Real Time Clock	(800)	\$ 50
16K Board	(VIC-20)	\$ 80

FREE SHIPPING ANYWHERE IN U.S.A.

**INTEC  
PERIPHERALS  
CORP**

906 E. Highland Ave.  
San Bernardino, CA 92404  
(714) 881-1533



VIC 20 is a Trademark of Commodore Inc.  
ATARI, 400, 800 are Trademarks of ATARI, Inc.

CIRCLE NO. 132 ON FREE INFORMATION CARD


July 1983

## POWER LINE PROBLEMS?



### SPIKE-SPIKERS™...The Solution!

Minimize equipment damaging spikes and conducted RF noise to or from sensitive equipment. Transient surge protection plus low pass RFI hash filtering. All units 120V 15A

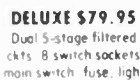


**MINI II \$44.95**

Wall Mount  
3-stage filter  
2 sockets

**QUAD II \$59.95**

Wall mount Dual 3-stage filter  
4 sockets & light



**DELUXE \$79.95**

Dual 5-stage filtered  
ccts. 8 switch sockets  
main switch fuse, light

**Kaiglo Electronics Co., Inc.** Order Factory Direct  
65 84 Ruch Rd. Dept. C.E. 215-837-0700  
Bethlehem, PA 18017

Out of State  
**800-523-9685**

DEALERS INVITED

PA Res. Add 6% \* COD add \$3.00 + Shipping

CIRCLE NO. 133 ON FREE INFORMATION CARD

## A REAL KEYBOARD FOR YOUR TIMEX-SINCLAIR.

- Many features not found in other keyboards
- Full-size contoured keyboard
- Sturdy aluminum chassis
- 46 Sculptured keys
- No soldering

**PRE-PRODUCTION OFFER \$69.95**  
\* \$5.50 P&H  
KOPAK

119 Peter St.  
Union City, NJ 07087  
(201) 864-4410

CIRCLE NO. 134 ON FREE INFORMATION CARD

★MICROCOMPUTER★  
**BUSINESS  
 SOFTWARE**

MEDICAL MGMT...  
 DENTAL MGMT...  
 INSURANCE AGENT  
 LEGAL BILLING.....  
 PROPERTY MGMT..  
 AND MUCH MORE !

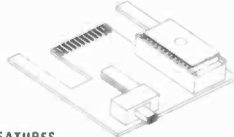
UNIVAIR INTERNATIONAL  
 9024 St. Charles Rock Road  
 ST. LOUIS, MISSOURI U.S.A. 63114

(314) 426-1099

CIRCLE NO. 135 ON FREE INFORMATION CARD

ATARI 2600\* GAME DEVELOPERS

VIDEO GAME  
 DEVELOPMENT BOARD



FEATURES

- CONVENIENT ZIF SOCKET BY AMP
- SWITCH SELECTABLE FOR 2716/2732
- FULLY ASSEMBLED AND TESTED
- HIGH QUALITY FIBERGLASS PC BOARD
- GOLD EDGE CONNECTOR
- RF NOISE SHIELD (PROM NOT INCLUDED)

SEND CHECK OR M.O. FOR \$16.96 PLUS \$1.50 FOR POSTAGE AND HANDLING TO

VIDEO DEVELOPMENT CORP.  
 BOX 539  
 GLENCOE, MD. 21152  
 301 428-0605

MD. RESIDENTS ADD 5% SALES TAX  
 DEALER INQUIRIES INVITED  
 ALLOW 4 WEEKS FOR DELIVERY

\*ATARI AND 2600 ARE TRADEMARKS OF ATARI INC.

CIRCLE NO. 136 ON FREE INFORMATION CARD

**COMPUTER  
 CASSETTES**



**BASF  
 -DPS**

THE WORLD'S FINEST  
 Data media for all microcomputers.  
 Used nationwide by software manufacturers, hobbyists, schools and businesses. Premium 5-screw shell with leader fits all standard recorders.

SATISFACTION GUARANTEED OR MONEY BACK.

ITEM	1 DOZ.	2 DOZ.
C-05	<input type="checkbox"/> 7.50	<input type="checkbox"/> 13.50
C-10	<input type="checkbox"/> 8.00	<input type="checkbox"/> 14.40
C-20	<input type="checkbox"/> 10.00	<input type="checkbox"/> 18.00
Hard Box	<input type="checkbox"/> 2.50	<input type="checkbox"/> 4.00

Send for free brochure. Ask for quantity discounts. Calif. residents add sales tax. SHIPPING/HANDLING (UPS) 1 doz. \$2. 2 doz. \$3.50. 3 doz. \$4.50. ea. additional doz. \$.50. For parcel post instead of UPS add \$1. Outside Continental USA, add \$2.

FOR IMMEDIATE SHIPMENT  
 USE YOUR VISA OR MASTERCARD CALL 213/710-1430

**YORK IO™ Computerware**  
 24573 Kittridge St., P.O. Canoga Park, CA 91307

CIRCLE NO. 137 ON FREE INFORMATION CARD

TRS-80

**COLOR  
 COMPUTER**

Quality Software on:

- DISK
- CARTRIDGE
- CASSETTE

Send for our free catalog

----- clip and mail -----

Eigen  
 Systems

Box 10234  
 Austin, TX 78766  
 (512) 837-4665

Name \_\_\_\_\_

Address \_\_\_\_\_

Zip \_\_\_\_\_

CIRCLE NO. 138 ON FREE INFORMATION CARD

**TIMEX-SINCLAIR**

**MEMOCALC  
 MEMOTEXT**

ZX81 TS1000 TS1500



MEMOCALC Spreadsheet (16-64K)	\$ 48.95
Up to 99 cols X 250 rows	
MEMOTEXT Word Processor (16-64K)	\$ 48.95
TIMEX-Sinclair "1500" Computer	\$ 94.95
TIMEX-Sinclair "2040" Printer	\$ 89.95
Seikosa 80 Char Printer Pkg (Incl Parallel Interface & Cable)	\$339.95
Memopak 64K	\$138.95.
32K	\$89.95. 16K \$54.95
Memotech Keyboard	\$89.95
TIMEX-Sinclair 1983 Directory	\$ 5.00

**WE Pay Shipping on all USA Orders**

**To Order:** Send check, money order, or VISA/MC number and exp. date. MN res. add 6% sales tax. Foreign: Get shipping estimate from your post office and include with your payment.

**Write For Our Free Descriptive Catalog**

**E. Arthur Brown Company**  
 Dept. ZC-7 1702 Oak Knoll Drive  
 Alexandria, MN 56308 Ph. 612/762-8847

**PUT YOUR TIMEX/SINCLAIR  
 COMPUTER TO WORK!**

**TIMEX/SINCLAIR SOURCEBOOK™**

- SOFTWARE
- HARDWARE ADD-ONS
- BOOKS/CATALOGS

Maximize your ZX80, ZX81 or TS1000 computer investment with the TIMEX/SINCLAIR SOURCEBOOK which lists programs, hardware accessories and reference books.

The SOURCEBOOK allows you to quickly identify the ZX computer products you need from a wide variety of sources to put your computer to work. Order your copy today — over 600 listings — only \$6.95 P&H (\$2.50 outside the U.S.)

**TIMEX/SINCLAIR SOURCEBOOK™**

Micro Design Concepts  
 Dept. CE-7  
 P.O. Box 280  
 Carrollton, TX 75006

Send for an application for free listings.

CIRCLE NO. 139 ON FREE INFORMATION CARD

**TIMEX-SINCLAIR**

ZX81 1000



**1983 Directory**

\* Where to find: Disk Drives, RAM Extensions, Printers, Modems, Keyboards, Game & Serious Software, Books, Periodicals, Programming Aids, and other Exciting Accessories!

\* Articles on: Special applications like Control Circuitry, Enhanced Graphics, Voice Generation, Music Synthesis, Video Inversion, Light Pens, Joysticks, etc.

\* Complete Descriptions: We'll tell you what it is, what it does, how much it costs, and where to buy it.

\* Jam-packed w/photos: We knew you'd want to see what these products look like. So, we got pictures and put them in!

**Only \$5.95 ... Postpaid!**

Sent First Class in the U.S.A.

**To Order:** Send check, money order, or VISA/MC number and expiration date. MN residents add 6% sales tax.

Dealer Inquiries Welcome.

**E. Arthur Brown Company**  
 Dept. TC-7 1702 Oak Knoll Drive  
 Alexandria, MN 56308 Ph. 612/762-8847

MICRO

**8 To 16 BIT UPGRADE**

**TRUE 16 BIT PROCESSING**

- Z8001 Microprocessor (upgradable to Z8003)
- 2 Kx16 Eprom with Monitor Program (E'Rom optional)
- 16 Vectored Interrupts
- Full IEEE-696 (S100) Compliance
- All Z8001 Features available
- Battery backup time of day clock
- Requires ram capable of word transfers

\*Model M8000 CPU Board 1425<sup>00</sup>  
 \*Model M8000 EE optional E'Rom 175<sup>00</sup>

6 month limited warranty. (Memory Management Companion Card available 3rd Quarter 1983)

**To order**

Call 1-800-821-8858, in New Mexico 1-505-523-0975

or write  
 Micro Solutions Inc. Include check or money order  
 Suite 191 A New Mexico residents add  
 1608 El Paseo Rd 4.5% sales tax  
 Las Cruces, NM 88001

Visa and Master Card welcome

CIRCLE NO. 140 ON FREE INFORMATION CARD

**FREE  
 CATALOG!**

Just let us know and we'll mail you a FREE *Creative Computing* Catalog—16 pages filled with books, buyer's guides, magazines, and more!

To get your FREE catalog, write to: *Creative Computing* Catalog, Dept NALX 39 East Hanover Ave., Morris Plains, NJ 07950.



# Reliable.

## You can count on 3M diskettes. Day after day.

Just like the sun, you can rely on 3M diskettes every day. At 3M, reliability is built into every diskette. We've been in the computer media business for over 30 years. And we've never settled in. We're constantly improving and perfecting our product line, from computer tape and data cartridges to floppy disks.

3M diskettes are made at 3M. That way, we have complete control over the entire manufacturing process. And you can have complete confidence in the reliability of every 3M diskette you buy.


Look in the Yellow Pages under Computer Supplies and Parts for the 3M distributor nearest you. In Canada, write 3M Canada, Inc., London, Ontario. If it's worth remembering, it's worth 3M diskettes.



3M hears you...

# 3M

# IF PERSONAL COMPUTERS ARE FOR EVERYBODY, HOW COME THEY'RE PRICED FOR NOBODY?



A personal computer is supposed to be a computer for persons. Not just wealthy persons. Or whiz-kid persons. Or privileged persons.

But person persons.

In other words, all the persons whom Apple, IBM, and Radio Shack seem to have forgotten about (including, most likely, you).

But that's okay. Because now you can get a high-powered home computer without taking out a second mortgage on your home.

It's the Commodore 64. We're not talking about a low-priced computer that can barely retain a phone number. We're talking about a memory of 64K. Which means it can perform tasks most

**\$1395\***  
APPLE® IIe 64K

**\$999\***  
TRS-80® III 16K

**\$1355\***  
IBM® PC 64K

other home computers can't. Including some of those that cost a lot more. (Take another look at the three computers above.)

By itself, the Commodore 64 is all the computer you'll ever need. Yet, if you do want to expand its capabilities some day, you can do so by adding a full complement of Commodore peripherals. Such as disk drives. Modems. And printers.

You can also play terrific games on the Commodore 64. Many of which

will be far more challenging than those you could ever play on a game machine alone. And as great as all this sounds, what's even greater-sounding

is the price. It's hundreds of dollars less than that of our nearest competitor.

So while other companies are trying to take advantage of the computer revolution, it seems to us they're really taking advantage of something else:

Their customers.

\*Manufacturers' suggested list prices as of March 20, 1983. Monitor included with TRS-80 III only. Commodore Business Machines, P.O. Box 500R, Conshohocken, PA 19428; Canada-3370 Pharmacy Avenue, Agincourt, Ont., Can. M1W 2K4.

**commodore**  
COMPUTER

Apple is a registered trademark of Apple Computer, Inc. TRS-80 is a registered trademark of Tandy Corp. IBM is a registered trademark of International Business Machines Corp.



**THE COMMODORE 64™. UNDER \$600.\***  
You can't buy a better computer at twice the price.

CIRCLE NO. 29 ON FREE INFORMATION CARD